


KNOLLEXTRA

Price List
January 2013



Knoll

Introduction	Knoll and Sustainable Design	3
	GRENGUARD Indoor Air Quality Certified®	4
	Using the KnollExtra Price List	5
	Placing Your Order	6
	KnollExtra Visual Index	7
	KnollExtra Bracket Chart	12
	Maintaining Your Purchase	13
Desktop Accessories	The Smokador™ Collection : Exec Rectilinear	14
	The Smokador™ Collection : Contemporary Leather	22
	The Smokador™ Collection : Traditional Leather	28
	The Smokador™ Collection : Replacement Parts	32
Organizational Tools	Orchestra® Universal System Accessories : by Bruce Hannah & Ayse Birsal	34
Technology Management	Sapper™ Monitor Arm Collection : Easy Order Single Arm Kits	58
	Sapper™ Monitor Arm Collection : Easy Order Double Arm Kits	64
	Sapper™ Monitor Arm Collection : Easy Order Triple Monitor Support Kits	68
	Sapper™ Monitor Arm Collection : Easy Order Quadruple Mount Support Kits	72
	Sapper™ Monitor Arm Collection : Easy Order Sapper Sleeve Arm Kits	74
	Sapper™ Monitor Arm Collection : Easy Order Sapper 50™ kits	78
	Sapper™ Monitor Arm Collection : Easy Order Sapper 50 Sleeve Arm Kits	82
	Sapper™ Monitor Arm Collection : Easy Order Beam Kits for 3 Monitors with Table Clamps	86
	Sapper™ Monitor Arm Collection : Easy Order Beam Kits for 3 Monitors with Antenna Mounts	88
	Sapper™ Monitor Arm Collection : Easy Order Beam Kits for 4 Monitors with Table Clamps	90
	Sapper™ Monitor Arm Collection : Easy Order Beam Kits for 4 Monitors with Antenna Mounts	92
	Sapper™ Monitor Arm Collection : Easy Order Double Beam Kits for 6 Monitors with Table Clamps	94
	Sapper™ Monitor Arm Collection : Easy Order Double Beam Kits for 6 Monitors with Antenna Mounts	96
	Sapper™ Monitor Arm Collection : Easy Order Double Beam Kits for 8 Monitors with Table Clamps	98
	Sapper™ Monitor Arm Collection : Easy Order Double Beam Kits for 8 Monitors with Antenna Mounts	100
	Sapper™ Monitor Arm Collection : Monitor Arms and Brackets	102
	Sapper™ Monitor Arm Collection : Movement Joints and VESA Plate Adaptors	104
	Sapper™ Monitor Arm Collection : Beams	108
	Sapper™ Monitor Arm Collection : Masts	110
	Sapper™ Monitor Arm Collection : Adjustment Knobs and Mast Cable Management Clips	112
	Sapper™ Monitor Arm Collection : Mounting Options	114
	Sapper™ Monitor Arm Collection : Mounting, Construction and Application Information	118
	Sapper XYZ™ Monitor Arm : Easy Order Kits	124
	Sapper XYZ™ Monitor Arm : Mounting Options	128
	Sapper XYZ™ Monitor Arm : Replacement Parts	130
	Sapper XYZ™ Monitor Arm : Mounting, Construction and Application Information	132
	Adjustable Keyboard Supports : Romeo and Juliet Platform/Mechanism Configurations	134
	Adjustable Keyboard Supports : Prospero Platform/Mechanism Configurations	136
	Adjustable Keyboard Supports : Caesar Platform/Mechanism Configurations	138
	Adjustable Keyboard Supports : Act I	140
	Adjustable Keyboard Supports : Act II	142
	Adjustable Keyboard Supports : Mousing Solutions	144
	Freestanding Surf® Ergonomic Accessories : by Ross Lovegrove & Stephen Peart	146
	Freestanding Ergonomic Accessories	148
Worksurface Support : Adjustable CPU Holders	150	
Storage	BackPack® Universal Storage Drawers : by Robert Reuter	152
	Universal Pencil Drawer : by Brooks Rorke	160
Communication Boards	Universal Marker Boards : by Bruce Hannah&Ayse Birsal	162
	Universal Marker Boards : Top Cap Hung Marker Board	164
	Universal Fabric Boards : Standard Sizes	166
	Universal Fabric Boards : Options and Mounting Information	170
Lighting	Copeland™ Light : by Stephan Copeland	172

Alpha-Numeric Index	176
Selling Policy	179
General Ordering Information	181

Knoll and Sustainable Design

Each year Knoll sets key initiatives in our journey to sustainability. We are members of a global consortium on energy, have adopted a scientific, metrics-based approach to sustainable product design, and maintain a leadership position in establishing universal, verifiable, sustainability standards for our industry.

Knoll promotes independent third-party certification because it provides the most impartial and trustworthy foundation for industry-wide environmental compliance. Certification by established and respected third parties ensures that all manufacturers are held to the same high standards and that customers can trust a company's declaration about the environmental benefits of its products. Knoll third-party partners include: the International Standards Organization (ISO); Forest Stewardship Council (FSC®); Rainforest Alliance; GREENGUARD® Environmental Institute; and The Business and Institutional Furniture Manufacturer's Association (BIFMA) level® certification from Scientific Certification Systems (SCS).

In addition, Knoll is aligned with the U.S. Green Building Council and can help companies, healthcare organizations and educational institutions achieve Leadership in Energy and Environmental Design (LEED®) workplace certification.

Global Climate Change

- Knoll is a sponsor of the Clinton Global Initiative, which brings together a community of global leaders to devise and implement solutions to some of the world's most pressing challenges, including environmental change.
- Knoll has a comprehensive Energy Management Program to increase energy efficiency in products and processes.

Life Cycle Assessment (LCA) Tool

- Life Cycle Assessment is a science-based measurement of a product's environmental impacts throughout its life cycle, from raw materials sourcing through manufacture, shipping, use and re-use or end-of-life. LCA enables cradle-to-cradle implementation of sustainable practices.
- Knoll has partnered with The Green Standard.org to develop an affordable, universal ISO-compliant computer-based LCA tool that can be used by the entire contract furniture industry and is partnering on the development of an Environmental Product Declaration System (EPDs) for Knoll products. EPDs are verified documents containing LCA results and additional environmental performance information about a product.

Setting Industry Standards

- Knoll partners with MTS (The Institute for Market Transformation to Sustainability) to develop the SMaRT® Consensus Sustainable Products Standards, a set of consensus-based sustainable product standards based on the LEED® model, for all building products, fabric, apparel, flooring and carpet. MTS, the developer of SMaRT®, is an accredited American National Standards Institute (ANSI) standard developer.
- Knoll also partners with BIFMA (Business and Institutional Furniture Manufacturers Association) to promote level® sustainability standards for the contract furniture industry.
- Knoll has established FSC® (Forest Stewardship Council) certified wood as the standard for general office open plan office systems, casegoods and tables.
- Knoll has launched Full Circle, a resource recovery program developed with ANEW, to help customers extend the life cycle of surplus furniture, fixtures and equipment (FF&E) in an economically, socially and environmentally responsible manner.
- Our goal is to encourage all manufacturers in the contract furniture industry and related industries to adopt standards that will lead to sustainable products and practices.

For more information about Knoll and sustainable design, visit knoll.com/environment.

All Knoll Office Seating is GREENGUARD Indoor Air Quality® certified and GREENGUARD for Children & SchoolsSM certified.

All KnollExtra® products are GREENGUARD Indoor Air Quality® certified.

Visit GREENGUARD.org for more information and to find printable certificates for Knoll Office Seating that can be used for verification and LEED® submission.

GREENGUARD provides the only guide to certified low-emitting interior products and building materials. Its goal is to help building owners and managers, architects, interior designers and product specifiers build and furnish healthier offices, hospitals, schools and homes by providing a register of tested and certified low-emitting products and materials.

GREENGUARD certification is recognized by the U.S. Green Building Council's LEED® Program. Air Quality Science, an independent indoor air quality laboratory, tests products submitted for certification using stringent environmental chamber testing protocols and current indoor air quality standard. Certification is administered by the GREENGUARD Environmental Institute (GEI), an industry-independent, non-profit organization.

GREENGUARD for Children & SchoolsSM certification complies with the State of California's Department of Health Services Standard Practice (CA Section 01350) for testing chemical emissions from building products used in schools, offices and other sensitive environments. Certified products can contribute to achieving credits in the CHPS Best Practices Manual for K-12 schools, the LEED® Green Building Rating System, Green Guide for Healthcare™, NAHB Green Building Guidelines, Green Globes, Regreen and numerous other local authorities' green building codes.

Knoll Office Seating and KnollExtra® products can contribute to achieving LEED® credits. GREENGUARD-tested and certified office furniture is required for Credit 4.5 in the LEED-CI Indoor Environmental Quality section.

GREENGUARD Certification Program

- Internationally recognized for evaluating product emissions and certifying building materials, furnishings, finishes and cleaning products and processes that meet stringent indoor air quality criteria defined by GEL.
- Products undergo rigorous, third-party testing to determine their impact on indoor air pollution with requirements for ongoing testing and verification.
- Certification confirms a manufacturer's environmental responsibility, and signifies their environmental achievements through independent, third-party testing and verification.
- GREENGUARD Certified products are recommended by leading sustainable building programs, including:
 - U.S Green Building Council's (USGBC) LEED Rating System,
 - National Association of Home Builders (NAHB) Green Building Guidelines,
 - Green Guide for Health Care (GGHC),
 - Collaborative for High Performance Schools (CHPS) Best Practices Manual,
 - New York City Department of Design and Construction Sustainable Design Specifications, among others.

An Overview

In the first part of the Price List you'll find a full range of desktop accessories.

The second part features Orchestra Universal System Accessories, a complete scope of paper management accessories perfect for panel-mounted or freestanding application.

Part three offers a broad range of systems support products, including computer accessories, storage drawers, communications boards, and lighting.

Can't find it? Consult the Table of Contents on page 1 or the Alpha-numeric Index on page 176.

Product Information on Each Page

The KnollExtra Price List was designed to provide you with everything you need to know in order to understand, specify, and care for KnollExtra products. On each page, the following features will assist you:

Description/Construction explains salient features, capabilities, materials, and country of origin.

Dimensions provide the overall space the product will require. Statistics are based on the maximum width, depth and height of the product.

Weight is based on the product itself. It does not include packaging or complementary items such as pens, memo paper or calendars.

Order Code/Ordering Information outlines exactly how to specify KnollExtra product and the full scope of finish options. The Order Code provides an example of how one pattern number is specified.

Custom Options reviews availability of special sizes, finishes etc.

For More Information

For more information, contact your Knoll sales representative, telephone Customer Service at 1-800-343-5665, or visit one of the Knoll showrooms listed on the last page of this book.

A Word About Finishes

KnollExtra finishes are designed to complement a broad range of interiors and office products.

Key KnollExtra finishes coordinate with specific Knoll systems finishes:

<i>Product</i>	<i>Core Finish</i>	<i>Office System Finishes</i>
Orchestra Load bar / Slat board	Medium grey (115)	Medium grey (115)
	Soft grey (117)	Soft grey (117)
	Black (111)	Black (111)
	Beige Mist (611)	Beige Mist (611)

Use the Following Addresses

If you would like to send a standard lead time order to our order entry department, please use the following address:

For North American orders:
Knoll, Inc.
1235 Water Street
East Greenville, PA 18041
Attn: Order Entry

Fax: 215 679-1788
Tel: 800 343-KNOLL

All accepted orders will be confirmed in writing on the Knoll standard order confirmation form.

Ship-Complete Orders

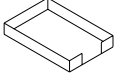
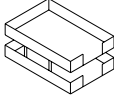
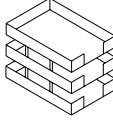
Orders that must ship complete are to be so stated on the purchase order. Products with different lead times, combined on one order, can be acknowledged for shipment based on the longest of those lead times. Orders not marked “ship complete” will be released according to the confirmation, and invoiced in increments.





For More Information

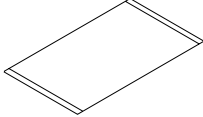
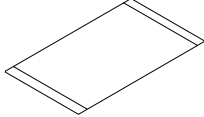
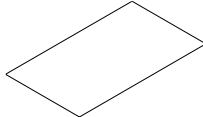
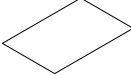
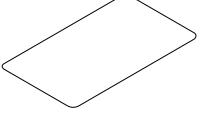

For complete Knoll Selling Policy and warranty information, please refer to page 179 of this price list.


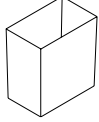
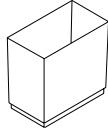
For additional information on KnollExtra, contact your Knoll representative, a Knoll dealer, or telephone Customer Services at 800 343-KNOLL.

Page **THE SMOKADOR COLLECTION ● Exec Rectilinear**


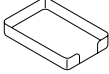
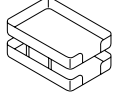
14-15	Single Letter Tray	Double Letter Tray	Triple Letter Tray
			

16-17	Memo Box	Business Card Holder	Round Pencil Cup	Round Clip cup
				

18-19	Desk Pad: 3/4" Side Panels	Desk Pad: 1 1/2" Side Panels	Rectilinear Desk Pad	Conference Pad	Radiused Desk Pad	Oval Conference Pad
						

20-1	Round Wastebasket	Rectilinear Wastebasket	Rectilinear Plastic Wastebasket
			

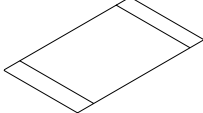
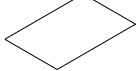


Page **THE SMOKADOR COLLECTION ● Contemporary Leather**

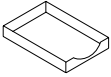



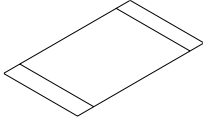
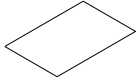


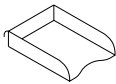
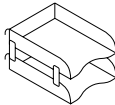
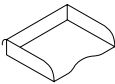
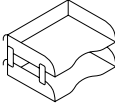
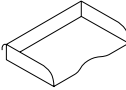
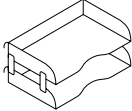
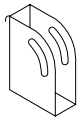
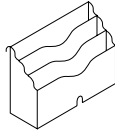
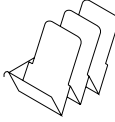
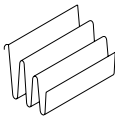


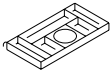




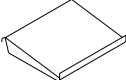
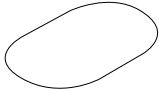
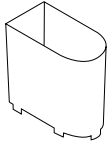
22-23	Letter Tray Cover	Single Letter Tray	Double Letter Tray
			

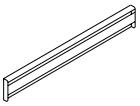
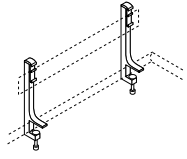
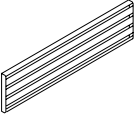
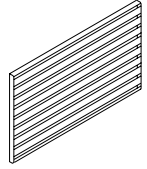
24-29	Memo Box	Pencil Cup	Coasters
			

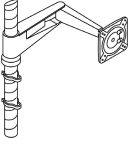
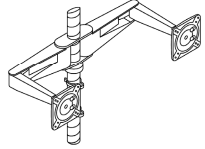
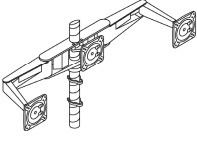
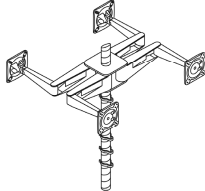
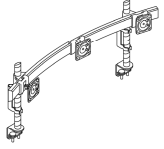
Picture Frame

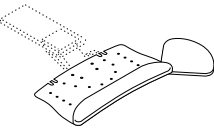
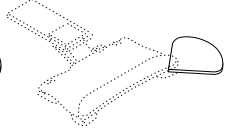
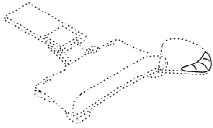


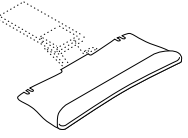
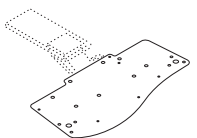
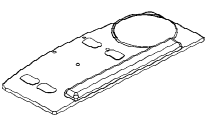
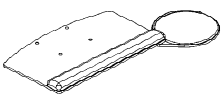
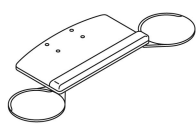
26-27	Desk Pad: 4" Side Panels	Rectilinear Conference Pad	Oval Conference Pad	Round Wastebasket
				

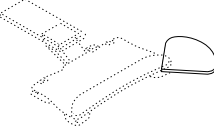
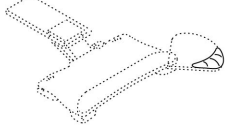

Page	THE SMOKADOR COLLECTION ● Traditional Leather					
28-29	Single Letter Tray 	Book Ends 	Memo Box 	Pencil Cup 		
30-31	Desk Pad: 3 1/2" Side Panels 	Rectilinear Conference Pad 	Oval Conference Pad 	Round Wastebasket 		
Page	ORCHESTRA UNIVERSAL SYSTEM ACCESSORIES					
34-37	Front Single Letter Tray 	Front Double Letter Tray 	Side Single Letter Tray 	Side Double Letter Tray 	Side Single Legal Tray 	Side Double Legal Tray 
38-39	2-Way Binder Bin 	Vertical Paper Pack 	Slanted Sorter 	File Sorter 		
40-41	Hanging File Holders 	Pencil Cup 	Utility Tray 			
42-43	Tape Dispenser 	Memo Tray 				
44-45	Clip/Cup Holder 	Bud Vase 	Telephone Shelf 			
46-47	Racetack Desk Pad 	Wastebasket & Recycling Wastebasket 				


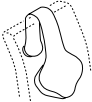
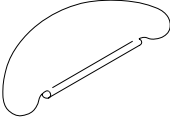
Page	ORCHESTRA UNIVERSAL SYSTEM ACCESSORIES			
48-54	Load Bar/Info Rail	Worksurface: Mounted Bracket	Slat board: 6½''H	Slat board: 14¾''H
				

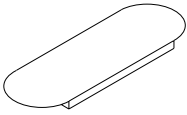

Page	TECHNOLOGY MANAGEMENT : SAPPER™ MONITOR ARM COLLECTION				
58-101	Single Arm Kits	Double Arm Kits	Triple Support Kits	Quadruple Support Kits	Multiple Monitor Beam Kits
					

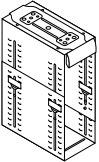
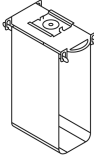
Page	TECHNOLOGY MANAGEMENT		
134-145	Adjustable Keyboard Support - Romeo and Juliet	Juliet	Juliet with Palm Rest
			

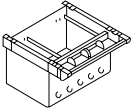
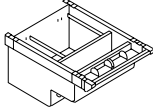
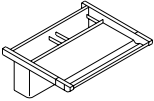
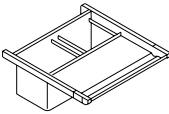
Adjustable Keyboard Support - Prospero	Adjustable Keyboard Support - Caesar	Act I	Act II	Act II Two Mouse Pads
				

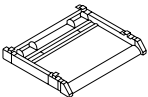
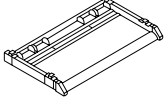
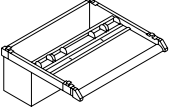
Juliet Mouse Pad	Juliet Palm Rest	Over-ten Mouse Pad
		

Page	TECHNOLOGY MANAGEMENT : SURF® ERGONOMIC ACCESSORIES		
146	Wrist Rest	Lumbar support	Surf Board or VDT Corner
			

Page	TECHNOLOGY MANAGEMENT	
148	VDT Sleeve	Adjustable Foot Rest
		

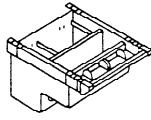
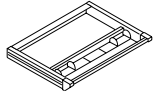
150-143	Adjustable Vertical Metal CPU Holder	Adjustable Vertical Sling CPU Holder
		

Page	STORAGE			
152-155	BackPack® Universal Standard Suspended File	BackPack® Universal Deep Suspended File	Standard Center File	Deep Center File
				

156-151	Narrow Keyboard Drawer	Wide Keyboard Drawer with Mouse Pad	Keyboard/Filing Drawer
			

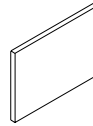
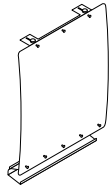
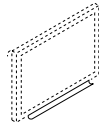
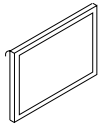
Page **STORAGE**

158-161 Pencil Drawer Top Drawer Universal Pencil Drawer



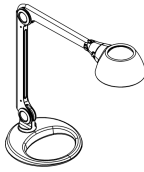
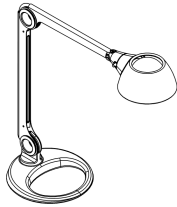
Page **COMMUNICATIONS BOARDS**

162-165 Marker Board Marker Tray Top Cap Hung Marker Board Fabric Boards



Page **LIGHTING**

172-177 Copeland Standard Copeland Compact



Manufacturer	System	Bracket Suffix
Knoll	Equity	E(Y)*
	<i>(stanchion-mounted)</i> Equity	ES
	Morrison	M
	<i>(stanchion-mounted)</i> Morrison Network	N
	Reff	R
	Dividends	DV
	<i>(stanchion-mounted)</i> Dividends	DS
	Calibre	CE
	Currents	C
	<i>(stanchion-mounted)</i> Currents	CS

*EY for orchestra brackets. If your system is not listed, please consult your Knoll sales representative or Customer Service at 1-800-343-5665.

For system and bracket information on the manufacturer's listed below or any other manufacturer, please consult your sales representative or Customer Service at 1-800-343-5665.

All-Steel	Herman Miller
American Seating	Kimball
Gunlocke	Smed
Hon	Steelcase
Haworth	Teknion

Maintenance

While KnollExtra relies on highly durable materials in each product line, regular basic maintenance will ensure the longevity of your product. Most stains, marks, and discolorations can be removed by following the simple instructions outlined on this page.

Plastic

Windex and a dry cloth.

SofStone

Early removal of a stain makes SofStone care much easier. This is especially true of coated areas which are frequently handled. If oil smudges are allowed to build up, they can soften the suede coating, and become very difficult to remove. Most dirt and smudges can be removed by the following methods:

1. *Greasy stains* (crayon, oil, lipstick, etc.): remove grease and wax stains with a naphtha-dampened lint-free cloth. Change the cloth frequently to remove as much grease as possible without spreading the stain.

2. *Non-greasy stains* (dirt, coffee, mustard, catsup, etc.): dirt and smudge areas can generally be removed by using a sponge or soft bristle brush with Liquid Ajax, Mr. Clean, Lestoil, or 3M brand carpet spot remover and upholstery cleaner. Follow the instructions on the label, and rinse thoroughly with clear water and a lint-free cloth.

3. *Combination stains* (chocolate, ice cream, gravy, soup, etc.): combination stains are caused by materials that contain both greasy and non-greasy substances. First use the procedures for non-greasy stains as stated above. Then, rinse thoroughly with clear water and thoroughly dry with a lint-free cloth. If greasy stain persists, follow the procedure for greasy stains as stated above. Repeat as necessary.

Stainless Steel:

Windex and a dry cloth.

Antique Brass, Brushed Zinc and Black Oxide:

A damp cloth with no cleaning agents.

Satin Brass:

Pledge.

Linoleum:

Windex and a dry cloth.

Contemporary and Traditional Standard Leathers:

Mild soap and water on a soft cloth.

Spinneybeck Leathers:

As a result of the high quality aniline dye process, most scratches or minor stains can be removed simply by gently rubbing them with your fingers. The body's natural oils revitalize the leather. For stubborn stains, use mild soap and water. Take care to wash the surface evenly since soaps may slightly alter the leather's tonality.

Surf Collection:

Wipe nylon skin using warm water and mild detergent. Do not use abrasives.

Office Automation

Accessories/Storage Drawers:

Clean with a soft cloth and Windex, Fantastik, Endust or other non-abrasive household cleaners. Remove stubborn stains with SofScrub.

For Surf Board and VDT Sleeve soft touch paints, never use abrasives. Clean with lukewarm water and a soft cloth.

Marker Boards:

For day-to-day use, surface requires only a dry cleaning with a standard felt eraser or dry cloth. For best results, keep marker board and marker pens at room temperature. KnollExtra suggests Alliance Rite-On Wipe-Off marker pens which are designed for use on marker boards. All marker pens should be tightly capped and stored horizontally when not in use. If Expo brand markers are used, use the manufacturer's recommended cleaning solution, Expo Dry Erase Cleaner.

Follow the instructions below as a periodic maintenance program, or to remove stubborn stains:

1. Clean with EV-1 or any liquid ammonia-added cleaner and rinse with clean water, then dry. For best results, wash board like a window with sponge and squeegee.

2. Interim cleaning may be done by sprinkling a dry powdered cleanser on an eraser and applying to the board in a circular motion. Rinse with clean water, then dry.

3. To remove crayon, scotch tape, or other stubborn materials, apply a mild solvent or paste made with scouring powder and water.

Fabric Boards:

Despite the durability of most panel textiles, fabric boards are subject to long-term soiling and wear. A regular maintenance program will significantly lessen soil and dirt build up or staining on your fabric boards. Cleaning is particularly important in areas adjacent to air conditioning or ventilation systems.

Remember to consult the care instructions provided by the fabric manufacturer. The general recommendations below should apply to most fabric boards.

1. Avoid excessive heat or moisture which can affect finishes and adhesives. Never allow fabric panels to become wet inside the core. Room temperature should be maintained between 50 and 85 degrees; humidity should be maintained between 20 and 50%.

2. Avoid contact with sharp edges which could puncture the surface.


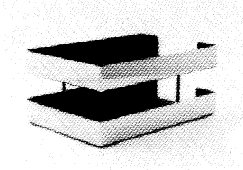

3. Do not handle fabric boards more than necessary. Avoid bending or flexing the panels; this could break the bond between the surface and core materials.

4. Grease or oil should be wiped off immediately upon contact. Remove excess grease or oil by blotting. Use hot water and mild soap to remove any remaining residue.

5. Whenever possible, clean only with warm water and mild soap. Use caution when applying cleaning agents, particularly those that contain alcohol, strong alkalis, or solvents. These ingredients may react to the vinyl backing or adhesives used in the fabric boards. Always test cleaning agents on fabric from the rear of the panel before using on the front.

6. Care should be taken in using strong room cleaners or pesticides. Their fumes may contain agents which lead to the loosening of the fabric board glue bond.





The Smokador™ Collection
Exec Rectilinear
 letter trays

product	description	w	d	h	wgt.
Single Letter Tray 	Legal size. Matte black interior with black linoleum floor pad. Recessed rubber feet and black felt bottom prevent scuffing.	10"	15"	2 1/4"	4 lbs. 5 ozs.
Double Letter Tray 	Legal size. Matte black interiors with black linoleum floor pads and matte black posts. 2 1/2" between trays. Recessed rubber feet and black felt bottom prevent scuffing. Shipped fully assembled.	10"	15"	6 1/2"	9 lbs. 2 ozs.
Triple Letter Tray 	Legal size. Matte black interiors with black linoleum floor pads and matte black posts. 2 1/2" between trays. Recessed rubber feet and black felt bottom prevent scuffing. Shipped fully assembled.	10"	15"	11 1/2"	13 lbs. 2 ozs.

pattern no.	black oxide	brushed steel and brushed zinc
1901	\$198.	\$248.
1901-2	444.	548.
1901-3	675.	831.

Order Code	Ordering Information	Custom Options	Construction
Example: 1901-BO 1901 Single letter tray BO Black oxide	Specify: 1. Pattern number 2. Finish 3. Pattern suffix (Pen Set only) Metal finishes: Black Oxide (BO) Brushed Zinc (BZ) Brushed Steel (BS)	Special sized letter and memo trays available. 100 piece minimum per line item. Custom finishes available upon sample chip approval. 25 piece minimum per line item. Production set up fee varies by product. Contact your Knoll sales representative or Customer Service for complete pricing information.	Black Oxide (BO) finish is a matte black hand-applied coating over steel. Brushed Zinc (BZ) is zinc-plated brushed steel with a semi-gloss lacquer finish. Brushed Steel (BS) is brushed steel with a lacquer finish. Manufactured in the United States.




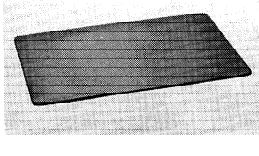


The Smokador™ Collection
Exec Rectilinear
 desk accessories

product	description	w	d	h	wgt.
Memo Box	Matte black interior. Includes 4" x 6" memo paper. Non-skid rubber pad on bottom.	4 1/4"	6 1/4"	5/8"	1 lb. 4 ozs.
					
Business Card Holder	Felt base. Available in black oxide only.	3 1/2"	2"	2"	6 ozs.
					
Round Pencil Cup	Matte black interior. Non-skid rubber pad on bottom.	3 1/8"		3 1/2"	9 ozs.
					
Round Clip Cup	Matte black interior. Non-skid rubber pad on bottom.	3"		2"	8 ozs.
					

pattern no.	black oxide	brushed steel and brushed zinc
1905	\$119.	\$129.
1906	87.	
1915	94.	102.
1916	111.	119.

Order Code	Ordering Information	Custom Options	Construction
Example: 1905-BZ	<i>Specify:</i>	Special sized letter and memo trays available. 100 piece minimum per line item.	Brushed zinc is zinc-plated brushed steel with a semi-gloss lacquer finish.
1905 Memo box	1. Pattern number		
BZ Brushed zinc	2. Finish	Custom finishes available upon sample chip approval. 25 piece minimum per line item. Production set up fee varies by product. Contact your Knoll sales representative or Customer Service for complete pricing information.	Brushed steel is brushed steel with a lacquer finish.
	<i>Metal finishes:</i> Black Oxide (BO) Brushed Zinc (BZ) Brushed Steel (BS)		Black oxide finish is a matte black hand-applied coating over steel.




The Smokador™ Collection
Exec Rectilinear
desk pads

product	description	w	d	wgt.
Desk Pad: 3/4" Side Panels 	Black linoleum with felt back. 3/4" wide flush rectilinear side panels in specified finish.	34"	20"	5 lbs.
		38"	24"	7 lbs. 12 ozs.
Desk Pad: 1 1/2" Side Panels 	Black linoleum with felt back. 1 1/2" wide raised rectilinear side panels in specified finish.	34"	20"	5 lbs.
		38"	24"	7 lbs. 12 ozs.
Rectilinear Desk Pad 	Black linoleum with felt back. Rectilinear edge detail. No side panels.	34"	20"	4 lbs.
		38"	24"	5 lbs.
Conference Pad 	Black linoleum with felt back. Rectilinear edge detail.	18"	12"	1 lb. 6 ozs.
Radiused Desk Pad 	Black linoleum with felt back. Radiused edge detail. No side panels.	23"	17"	3 lbs. 8 ozs.
		30"	18"	3 lbs. 12 ozs.
		34"	20"	4 lbs.
		38"	24"	5 lbs.
Oval Conference Pad 	Black linoleum with felt back.	18"	12"	1 lbs. 4 ozs.

pattern no.	black linoleum	black oxide	brushed steel and brushed zinc
1912-31		\$257.	
1912-41		271.	
1912-32		271.	300.
1912-42		283.	
1912-30	111.		
1912-40	129.		
1912-20	61.		
012-1	80.		
012-2	100.		
012-3	111.		
012-4	129.		
512-20	61.		

Order Code	Ordering Information	Custom Options	Construction
Example: 1912-31-BO	<i>Specify:</i>	Additional linoleum colors available. Special sizes available up to 34"W x 28"D. 50 piece minimum on all custom desk pads. Contact your Knoll sales representative or Customer Service for complete pricing information.	<i>Desk accessories:</i>
1912-31 Desk pad with 3/4" side panels	1. Pattern number 2. Finish(when applicable)		Brushed zinc is zinc-plated brushed steel with a semi-gloss lacquer finish.
BO Black Oxide	<i>Metal finishes:</i> Black Oxide (BO) Brushed Zinc (BZ) Brushed Steel (BS)		Brushed steel is brushed steel with a lacquer finish.
			Black oxide finish is a matte black hand-applied coating over steel.
			All items are manufactured in the United States.

The Smokador™ Collection
Exec Rectilinear
waste baskets




product	description	w	d	h	wgt.
 Round Wastebasket	Black oxide exterior with matte black interior. Non-toxic. 15 qt. capacity.	10"		14 3/4"	5 lbs.
 Rectilinear Wastebasket	Black oxide exterior with matte black interior. Non-toxic. 24 qt. capacity.	8"	13"	13 1/2"	7 lbs.
 Rectilinear Plastic Wastebasket	24 qt. capacity.	8 3/8"	15"	13 3/4"	5 lbs.

pattern no.	standard plastic	black oxide
050	n/a	\$129.
055-BO	n/a	222.
255	80.	n/a

Order Code	Ordering Information	Custom Options
Example: 050-BO	<i>Specify:</i>	Custom finishes available upon sample chip approval. 750 piece minimum on plated finishes; 100 piece minimum on painted finishes. Production set up fee varies by finish. Contact your Knoll sales representative or Customer Service for complete pricing information.
050 Round wastebasket	1. Pattern number	<i>Plastic Wastebaskets:</i> Custom colors available upon sample chip approval. \$250 color match fee and 500 piece minimum per line item. Contact your KnollExtra representative or Customer Service for complete pricing information.
BO Black Oxide	2. Finish(when applicable)	
	<i>Round wastebasket Metal finishes:</i> Black Oxide (BO)	
	<i>Standard plastic finishes:</i> Black (BK)	

Construction
<i>Metal Wastebaskets:</i> The black oxide finish is a matte black hand-applied coating over steel.
<i>Plastic Wastebaskets:</i> High impact crystal styrene.
All items are manufactured in the United States.

The Smokador™ Collection
 Contemporary Leather
 letter trays





product	description	type	w	d	h	wgt.
Letter Tray Cover	Legal size. Suede bottom.		10 1/2"	14 1/2"		2 lbs.
						
Single Letter Tray	Legal size. Suede bottom.		11 1/4"	15 1/4"	2"	3 lbs.
						
Double Letter Tray	Legal size. Suede bottom. Non-scuffing recessed rubber feet. Chrome posts on standard black leather. Specify chrome or brass posts on all other leather selections. Shipped fully assembled.		11 1/4"	15 1/4"	6 1/2"	6 lbs.
						

pattern no.	Vicenza	Velluto Pelle	Sabrina
3333	\$257.	\$332.	\$365.
3301	359.	461.	521.
3301-2	781.	967.	1,050.

Order Code	Ordering Information	Custom Options
Example: 3301-2-VP-MB-VP556	<i>Specify:</i>	There are 20 rich colors available in Vicenza and more than 100 vibrant colors available in Sabrina and Velluto Pelle. To view the complete color selection, please contact your Knoll sales representative or Spinneybeck.
3301-2 Double letter tray	1. Pattern number	Customer's own leather (COL) available upon approval of sample. 10 unit minimum on all specials. Upcharges based on number of cowhides required for production. Contact your Knoll sales representative or Customer Service for complete pricing information.
VP Velluto Pelle	2. Leather selection	
MB Mirror brass posts	3. Hardware selection (Double Letter Tray only)	
VP556 Sage	<i>Spinneybeck leathers:</i> Vicenza (VZ) Velluto Pelle (VP) Sabrina (SA)	Please note that 10 or more units are required on all Spinneybeck orders.
	<i>Double letter tray hardware:</i> Mirror Chrome (MC) Mirror Brass (MB)	

Construction
<i>Spinneybeck Vicenza (VZ):</i> A corrected grain, aniline dyed leather. The correction process refines the surface of the leather preparing it for the reception of an embossed grain pattern prior to finishing.
<i>Spinneybeck Sabrina (SA):</i> An aniline dyed, full grain, kip leather. The fine quality and lightweight material produce a supple hand and smooth, tight grain appearance. Sabrina receives a breathable, protective finish and is appropriate for high-traffic use.
<i>Spinneybeck Velluto Pelle (VP):</i> An aniline dyed, enhanced full grain leather. The combination of the subtle surface enhancement and special ironing process creates the suppleness and smoothness of this leather. Velluto Pelle has a breathable, medium, protective finish.
Manufactured in the United States, using domestic and Spinneybeck Italian leathers.

The Smokador™ Collection
 Contemporary Leather
 desk accessories

product	description	type	w	d	h	wgt.
Memo Box	Includes 4" x 6" memo paper. Suede bottom.		5 1/4"	7 1/4"	3/4"	1 lb.
						
Pencil Cup	Suede bottom.		3 7/16"	3 7/16"	4 1/8"	1 lb.
						
Coasters	Set of four. Circular leather or black linoleum. Felt bottom.	Leather		3 1/4"		4 ozs. (set)
		Linoleum		3 1/4"		4 ozs. (set)
						
Picture Frame	Sized for 4" x 6" photographs or 5" x 7" photographs. Easel-style stand. Frame is available in Spinneybeck leathers as a special only.		5 3/4"	3/4"	7 3/4"	1 lb.
			6 3/4"	3/4"	8 3/4"	1 lb.
						

pattern no.	linoleum	Vicenza	Velluto Pelle	Sabrina
3305		\$248.	\$300.	\$332.
3315		214.	283.	316.
3319-4		79.	111.	147.
3319-4-LN	34.			
3370 (4" x 6")		230.		
3371 (5" x 7")		242.		

Order Code	Ordering Information
Example: 3315-VZ BLK	<i>Specify:</i>
3315 Pencil Cup	1. Pattern number
VZ BLK Vicenza Black	2. Leather selection
	<i>Spinneybeck leathers:</i> Vicenza (VZ) Velluto Pelle (VP) Sabrina (SA)
	There are 20 rich colors available in vicenza and more than 100 vibrant colors available in Sabrina and Velluto Pelle. To view the complete color selection, please contact your Knoll sales representative or Spinneybeck.
	Please note that 10 or more units are required on all Spinneybeck orders.

Custom Options	Construction
Customer's own leather (COL) available upon approval of sample. 10 unit minimum on all specials. Upcharges based on number of cowhides required for production. Contact your Knoll sales representative or Customer Service for complete pricing information.	<p><i>Spinneybeck Vicenza (VZ):</i> A corrected grain, aniline dyed leather. The correction process refines the surface of the leather preparing it for the reception of an embossed grain pattern prior to finishing.</p> <p><i>Spinneybeck Sabrina (SA):</i> An aniline dyed, full grain, kip leather. The fine quality and lightweight material produce a supple hand and smooth, tight grain appearance. Sabrina receives a breathable, protective finish and is appropriate for high-traffic use.</p> <p><i>Spinneybeck Velluto Pelle (VP):</i> An aniline dyed, enhanced full grain leather. The combination of the subtle surface enhancement and special ironing process creates the suppleness and smoothness of this leather. Velluto Pelle has a breathable, medium, protective finish.</p>
	Manufactured in the United States, using domestic and Spinneybeck Italian leathers.

The Smokador™ Collection
 Contemporary Leather
 deskpad and wastebaskets





product	description	type	w	d	wgt.
	Black linoleum with black felt back. 4" wide raised side panels in specified leather.	Desk Pad: 4" Side Panels	34"	20"	6 lbs.
		Desk Pad: 4" Side Panels	38"	24"	7 lbs.12 ozs.
	Leather or black linoleum. Black felt back.	Leather	18"	12"	3 lbs. 6 ozs.
		Linoleum	18"	12"	1 lb. 6 ozs.
	Leather or black linoleum. Black felt back.	Leather	18"	12"	2 lbs. 9 ozs.
		Linoleum	18"	12"	1 lb. 4 ozs.
	Black interior. Steel covered with leather.	Round Wastebasket	10"	14 ³ / ₄ "	6 lbs.

pattern no.	black linoleum	Vicenza	Velluto Pelle	Sabrina
3312-3		\$266.	\$365.	\$411.
3312-4		300.	399.	444.
3313		257.	306.	343.
1912-20	61.			
3314		257.	306.	343.
512-20	61.			
3350		300.	393.	453.

Order Code	Ordering Information	Custom Options
Example: 3312-4-VZ BLK	<i>Specify:</i>	Custom sized leather conference pads available in sizes up to 38"W x 24"D (rectangular)and 18"W x 12"D (oval). Customer's own leather (COL)available upon approval of sample.10 unit minimum on all specials. Upcharges based on number of cowhides required for production. Contact your Knoll sales representative or Customer Service for complete pricing information.
3312-4 38" x 24" desk pad	1. Pattern number	
VZ BLK Vicenza Black	2. Leather selection	
	<i>Spinneybeck leathers:</i> Vicenza (VZ) Velluto Pelle (VP) Sabrina (SA)	Please note that 10 or more units are required on all Spinneybeck orders.

Construction
<p><i>Spinneybeck Vicenza (VZ):</i> A corrected grain, aniline dyed leather. The correction process refines the surface of the leather preparing it for the reception of an embossed grain pattern prior to finishing.</p>
<p><i>Spinneybeck Sabrina (SA):</i> An aniline dyed, full grain, kip leather. The fine quality and lightweight material produce a supple hand and smooth, tight grain appearance. Sabrina receives a breathable, protective finish and is appropriate for high-traffic use.</p>
<p><i>Spinneybeck Velluto Pelle (VP):</i> An aniline dyed, enhanced full grain leather. The combination of the subtle surface enhancement and special ironing process creates the suppleness and smoothness of this leather. Velluto Pelle has a breathable, medium, protective finish.</p>
<p>Manufactured in the United States, using domestic and Spinneybeck Italian leathers.</p>

The Smokador™ Collection
Traditional Leather
desk accessories





product	description	type	w	d	h	wgt.
Single Letter Tray	Legal size. Suede bottom.		10 1/2"	15"	2 1/2"	2 lbs.
						
Book Ends	2 per set. Suede bottoms.		4"	4 5/8"	6 1/2"	6 lbs.
						
Memo Box	Includes 5" x 8" memo paper. Suede bottom.		6"	9"	1 1/4"	1 lb. 8 oz.
						
Pencil Cup	Leather wrapped. Suede bottom.		3"	3 1/2"	4"	1 lb.
						

pattern no.	Vicenza	Velluto Pelle	Sabrina
3601	\$399.	\$537.	\$590.
3604	488.	555.	590.
3605	283.	359.	393.
3615	231.	271.	306.

Order Code	Ordering Information	Custom Options
Example: 3601-VZ BLK	<i>Specify:</i>	Customer's own leather (COL)
3601 Single letter tray	1. Pattern number	available upon approval of sample.
VZ BLK Vicenza Black	2. Leather selection	100 vibrant colors available in Sabrina and Velluto Pelle. To view the complete color selection, please contact your Knoll sales representative or Spinneybeck.
	3. Hardware selection (Calendar set)	Upcharges based on number of cowhides required for production. Contact your Knoll sales representative or Customer Service for complete pricing information.
	<i>Spinneybeck leathers:</i> Vicenza (VZ) Velluto Pelle (VP) Sabrina (SA)	Please note that 10 or more units are required on all Spinneybeck orders.

Construction
<i>Spinneybeck Vicenza (VZ):</i> A corrected grain, aniline dyed leather. The correction process refines the surface of the leather preparing it for the reception of an embossed grain pattern prior to finishing.
<i>Spinneybeck Sabrina (SA):</i> An aniline dyed, full grain, kip leather. The fine quality and lightweight material produce a supple hand and smooth, tight grain appearance. Sabrina receives a breathable, protective finish and is appropriate for high-traffic use.
<i>Spinneybeck Velluto Pelle (VP):</i> An aniline dyed, enhanced full grain leather. The combination of the subtle surface enhancement and special ironing process creates the suppleness and smoothness of this leather. Velluto Pelle has a breathable, medium, protective finish.
<i>Spinneybeck Sabrina (SA):</i> A durable, immersion aniline-dyed, full grain kip leather which has received a protective surface finish. The superbly soft hand is achieved by its fine quality and light weight. Manufactured in the United States, using domestic and Spinneybeck Italian leathers.

The Smokador™ Collection
Traditional Leather
desk pads and wastebaskets



product	description	type	w	d	h	wgt.
 Desk Pad: 3 1/2" Side Panels	Black linoleum with black felt back. 3 1/2" wide raised side panels.		34"	20"		6 lbs.
			38"	24"		7 lbs. 6 ozs.
 Rectilinear Conference Pad	Leather or black linoleum. Black felt back.	Leather	18"	12"		3 lbs. 6 ozs.
		Linoleum	18"	12"		1 lb. 6 ozs.
 Oval Conference Pad	Leather or black linoleum. Black felt back.	Leather	18"	12"		2 lbs. 9 ozs.
		Linoleum	18"	12"		1 lb. 4 ozs.
 Round Wastebasket	Black interior. Steel covered with leather.		10"		15"	6 lbs.

pattern no.	black linoleum	Vicenza	Velluto Pelle	Sabrina
3612-3		\$290.	\$365.	\$411.
3612-4		325.	399.	444.
3613		266.	343.	359.
1912-20	61.			
3614		266.	343.	359.
512-20	61.			
3650		384.	467.	504.

Order Code	Ordering Information	Custom Options
Example: 3612-4-SA-764	<i>Specify:</i>	There are 20 rich colors available in Vicenza and more than 100 vibrant colors available in Sabrina and Velluto Pelle. To view the complete color selection, please contact your Knoll sales representative or Spinneybeck.
3612-4 38 "x 24 "Desk pad	1. Pattern number	Custom sized leather conference pads available in sizes up to 38"W x 24"D (rectangular) and 18"W x 12"D (oval). Customer's own leather (COL) available upon approval of sample. 10 unit minimum on all specials. Upcharges based on number of cowhides required for production. Contact your Knoll sales representative or Customer Service for complete pricing information.
SA Sabrina	2. Leather selection	
764 Clay	<i>Spinneybeck leathers:</i> Vicenza (VZ) Velluto Pelle (VP) Sabrina (SA)	Please note that 10 or more units are required on all Spinneybeck orders.

Construction
<i>Spinneybeck Vicenza (VZ):</i> A corrected grain, aniline dyed leather. The correction process refines the surface of the leather preparing it for the reception of an embossed grain pattern prior to finishing.
<i>Spinneybeck Sabrina (SA):</i> An aniline dyed, full grain, kip leather. The fine quality and lightweight material produce a supple hand and smooth, tight grain appearance. Sabrina receives a breathable, protective finish and is appropriate for high-traffic use.
<i>Spinneybeck Velluto Pelle (VP):</i> An aniline dyed, enhanced full grain leather. The combination of the subtle surface enhancement and special ironing process creates the suppleness and smoothness of this leather. Velluto Pelle has a breathable, medium, protective finish.
Manufactured in the United States, using domestic and Spinneybeck Italian leathers.




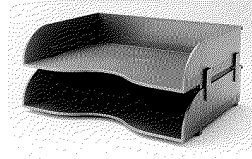

The Smokador™ Collection
Replacement Parts

product	description	d	h
Metal Letter Tray Stacking Posts 	4 per set, with screws. For use with the Contemporary Leather and Exec Rectilinear Collections. Available in mirror chrome, mirror brass, and matte black only.	1/4"	4 1/4"
Letter Tray Stacking Post Threaded Rods 	4 per set. For use with stacking posts for the Contemporary Leather and Exec Rectilinear Collections.		

pattern no.	list price
001-214	\$34.
001-315	8.

Order Code	Ordering Information
Example: 001-214-MC	<i>Specify:</i> 1. Pattern number 2. Finish (except Threaded Rods) <i>Metal letter tray post finishes:</i> Mirror Brass (MB) Matte Black (BK) Mirror Chrome (MC)
001-214 Metal letter tray stacking posts	
MC Mirror chrome	

Orchestra® Universal System Accessories
 by Bruce Hannah & Ayse Birsal
 letter trays


product	description	w	d	h	wgt.
Front Letter Single Tray	Single tray. Non-scuffing rubber feet.	10 1/4"	13"	2 3/4"	1 lb. 2 ozs.
					
Front Letter Double Tray	Double tray. Non-scuffing rubber feet. Removable stacking brackets included.	10 1/4"	13"	7 1/4"	2 lbs. 5 ozs.
					
Side Letter Single Tray	Single tray. Non-scuffing rubber feet.	13 1/4"	9 1/2"	2 3/4"	1 lb. 7 ozs.
					
Side Letter Double Tray	Double tray. Non-scuffing rubber feet. Removable stacking brackets included.	13 1/4"	9 1/2"	7 1/4"	2 lbs. 15 ozs.
					
Side Legal Single Tray	Single tray. Non-scuffing rubber feet.	15 1/2"	9 1/2"	2 3/4"	2 lbs.
					

pattern no.	translucent colors list price	opaque colors list price
ORCH-F-LT	\$49.	\$39.
2ORCH-F-LT	97.	84.
ORCH-S-LT	49.	39.
2ORCH-S-LT	97.	84.
ORCH-S-LGT	59.	51.

Order Code	Ordering Information	Custom Options
Example: ORCH-F-LT-BK	<i>Specify:</i>	Custom colors available upon sample chip approval. \$350 color match fee and 500 piece minimum per line item.
ORCH-F- Front letter tray	1. Pattern number	System top cap-mounted signage plate available, designed to customer specifications and system. Customer responsible for graphics. 100 unit minimum. Contact your Knoll sales representative or Customer Service for complete pricing information.
LT	2. Finish	
BK Black	<i>Opaque plastic finishes:</i> Black (BK) Medium Grey (DG) Soft Grey (E)	
	<i>Translucent polycarbonate finishes:</i> Clear (CL)	
	Letter trays mounted on slat wall or load bars accommodate up to max. 15lbs of weight.	

Construction	Design Awards
<i>Opaque plastic finishes:</i> Sturdy polystyrene plastic in matte, textured finish. Fingerprint resistant.	Permanent Collection of the Cooper-Hewitt, National Design Museum, Smithsonian Institution, 1994; ROSCOE Award, Interior Design Magazine, 1991; Outstanding Performance, Product Design Achievement Award, IBD Southern California Chapter, 1991; Bronze Award, IBD Product Design Competition, 1990.
<i>Translucent finishes:</i> Sturdy polycarbonate resin.	
Manufactured in the United States.	

Orchestra® Universal System Accessories
 by Bruce Hannah & Ayse Birsel
 letter trays


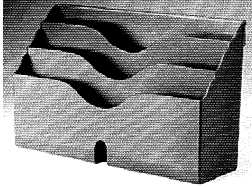


product	description	w	d	h	wgt.
Side Legal Double Tray 	Double tray. Non-scuffing rubber feet. Removable stacking brackets included.	15 1/2"	9 1/2"	7 1/4"	4 lbs. 1 oz.
Replacement Stacking Brackets	Set of four stacking brackets for all Orchestra letter trays.	3/4"	1/2"	2"	1 oz. (set)

pattern no.	translucent colors list price	opaque colors list price
2ORCH-S-LGT	\$116.	\$101.
ORCH-SB	6.	5.

Order Code	Ordering Information	Custom Options
Example: ORCH-F-LT-BK ORCH-F- Front letter tray LT BK Black	<i>Specify:</i> 1. Pattern number 2. Finish <i>Opaque plastic finishes:</i> Black (BK) Medium Grey (DG) Soft Grey (E) <i>Translucent polycarbonate finishes:</i> Clear (CL) Letter trays mounted on slat wall or load bars accommodate up to max. 15lbs of weight.	Custom colors available upon sample chip approval. \$350 color match fee and 500 piece minimum per line item. System top cap-mounted signage plate available, designed to customer specifications and system. Customer responsible for graphics. 100 unit minimum. Contact your Knoll sales representative or Customer Service for complete pricing information.

Construction	Design Awards
<i>Opaque plastic finishes:</i> Sturdy polystyrene plastic in matte, textured finish. Fingerprint resistant. <i>Translucent finishes:</i> Sturdy polycarbonate resin. Manufactured in the United States.	Permanent Collection of the Cooper-Hewitt, National Design Museum, Smithsonian Institution, 1994; ROSCOE Award, Interior Design Magazine, 1991; Outstanding Performance, Product Design Achievement Award, IBD Southern California Chapter, 1991; Bronze Award, IBD Product Design Competition, 1990.

Orchestra® Universal System Accessories
 by Bruce Hannah & Ayse Birsel
 paper management




product	description	w	d	h	wgt.
 2-Way Binder Bin	Horizontal or vertical positioning. Excellent for rail-mount, desktop, and overhead storage.	4 7/8"	12 1/4"	8 1/4"	1 lb. 6 ozs.
 Vertical Paper Pack	Holds memo, letter, legal and unbound EDP size material.	15 1/4"	5"	9"	2 lbs. 1 oz.
 Slanted Sorter	Removable dividers tilt left and right.	9"	11"	8 1/2"	2 lbs. 4 ozs.
 File Sorter	Versatile sorter holds small files, stationery, envelopes, messages and other desktop papers.	10 1/4"	5 1/2"	5 1/2"	1 lb. 8 ozs.

pattern no.	translucent colors list price	opaque colors list price
ORCH-BDN	\$62.	\$55.
ORCH-VPP	67.	62.
ORCH-SSD	67.	62.
ORCH-FS	47.	43.

Order Code	Ordering Information	Custom Options	Construction
Example: ORCH-BDN-DG	<i>Specify:</i> 1. Pattern number 2. Finish	Custom colors available upon sample chip approval. \$350 color match fee and 500 piece minimum per line item.	<i>Opaque plastic finishes:</i> Sturdy polystyrene plastic in matte, textured finish. Fingerprint resistant.
ORCH-BDN	Binder bin	System top cap-mounted signage plate available, designed to customer specifications and system. Customer responsible for graphics. 100 unit minimum. Contact your KnollExtra representative or Customer Service for complete pricing information.	<i>Translucent finishes:</i> Sturdy polycarbonate resin.
DG	Medium grey		Manufactured in the United States.

Design Awards
Permanent Collection of the Cooper-Hewitt, National Design Museum, Smithsonian Institution, 1994; ROSCOE Award, Interior Design Magazine, 1991; Outstanding Performance, Product Design Achievement Award, IBD Southern California Chapter, 1991; Bronze Award, IBD Product Design Competition, 1990.


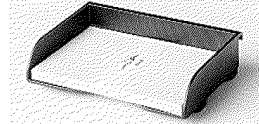
Orchestra® Universal System Accessories
 by Bruce Hannah & Ayse Birsel
 hanging file holders, pencil cup and utility trays

product	description	w	d	h	wgt.
 <p>Hanging File Holders</p>	2 per set. Attach to rail and hold legal or letter size hanging folders for easy access. Black is anodized aluminum. Medium grey is painted aluminum. Not for use on Currents slat wall.	1"	8"	1"	8 ozs. (pair)
 <p>Pencil Cup</p>	Three compartments for pencils, 4" x 6" memo paper, and large Post-It™ Notes.	5"	3"	4"	7 ozs.
 <p>Utility Tray</p>	6 versatile compartments hold pencils, paper clips, and other paper management items. Largest compartment is 3" x 8 1/4".	12"	7"	1"	12 ozs.

pattern no.	translucent colors list price	opaque colors list price
ORCH-HFH		\$46.
ORCH-PC	28.	24.
ORCH-UT	34.	32.

Order Code	Ordering Information	Custom Options	Construction
Example: ORCH-PC ORCH-PC Pencil cup CL Clear	<p><i>Specify:</i></p> <ol style="list-style-type: none"> 1. Pattern number 2. Finish 3. Divider finish(mini-shelf only) <p><i>Opaque plastic finishes:</i> Black (BK) Medium Grey (DG) Soft Grey (E)</p> <p><i>Translucent polycarbonate finish:</i> Clear (CL)</p> <p><i>Hanging file holder metal finishes:</i> Black (BK) Medium Grey (DG)</p>	<p>For plastic accessories, custom colors available upon sample chip approval. \$350 color match fee and 500 piece minimum per line item.</p> <p>System top cap-mounted signage plate available, designed to customer specifications and system. Customer responsible for graphics. 100 unit minimum. Contact your Knoll sales representative or Customer Service for complete pricing information.</p>	<p><i>Hanging file holder and mini-shelf:</i> Medium grey painted aluminum or black anodized aluminum. Mini-shelf dividers are poly-styrene plastic.</p> <p><i>Pencil cup and utility tray:</i> Sturdy polystyrene plastic in a matte, textured finish. Fingerprint resistant.</p> <p><i>Translucent finishes:</i> Sturdy polycarbonate resin.</p> <p>All items are manufactured in the United States.</p>

Design Awards
Permanent Collection of the Cooper-Hewitt, National Design Museum, Smithsonian Institution, 1994; ROSCOE Award, Interior Design Magazine, 1991; Outstanding Performance, Product Design Achievement Award, IBD Southern California Chapter, 1991; Bronze Award, IBD Product Design Competition, 1990.




product	description	type	w	d	h	wgt.
Tape Dispenser	Holds standard, clear tape (not included).		1"	4 1/2"	3 1/2"	3 ozs.
						
Memo Tray	Includes 4" x 6" memo paper. Non-scuffing rubber feet.		6"	4"	1"	9 ozs.
						

pattern no.	translucent colors list price	opaque colors list price
ORCH-TD	\$23.	\$22.
ORCH-MT	28.	24.

Order Code	Ordering Information	Custom Options	Construction
Example: ORCH-TD-E	<i>Specify:</i>	Custom colors available upon sample chip approval. \$350 color match fee and 500 piece minimum per line item.	<i>Opaque plastic finishes:</i> Sturdy polystyrene plastic in matte, textured finish. Fingerprint resistant.
ORCH-TD Tape dispenser	1. Pattern number	System top cap-mounted signage plate available, designed to customer specifications and system. Customer responsible for graphics. 100 unit minimum. Contact your Knoll sales representative or Customer Service for complete pricing information.	<i>Translucent finishes:</i> Sturdy polycarbonate resin.
E Soft grey	2. Finish <i>Opaque plastic finishes:</i> Black (BK) Medium Grey (DG) Soft Grey (E) <i>Translucent polycarbonate finish:</i> Clear (CL)		Manufactured in the United States.

Design Awards
Permanent Collection of the Cooper-Hewitt, National Design Museum, Smithsonian Institution, 1994; ROSCOE Award, Interior Design Magazine, 1991; Outstanding Performance, Product Design Achievement Award, IBD Southern California Chapter, 1991; Bronze Award, IBD Product Design Competition, 1990.

Orchestra® Universal System Accessories
 by Bruce Hannah & Ayse Birsal
 clip/cup holder, bud vase and telephone shelf

product	description	w	d	h	wgt.
Clip/Cup Holder 	Removes coffee cups, cans, paper clips, thumb tacks, etc. from the worksurface. Available in black and medium grey painted aluminum.	3 3/4"	4"	1"	4 ozs.
Bud Vase 	Available in black and clear. Rail-mounted only.	2"	2"	7"	3 ozs.
Telephone Shelf 	Holds virtually any standard office telephone. Available in black only.	12"	11 1/2"	2"	3 lbs. 12 ozs.

pattern no.	opaque colors	list price
ORCH-CCH		\$54.
ORCH-VAS		24.
ORCH-TS-UNI		95.

Order Code	Ordering Information	Custom Options
Example: ORCH-CCH-BK ORCH- Clip/ Cup Holder CCH BK Black	<i>Specify:</i> 1. Pattern number 2. Finish (When applicable)	<i>Acrylic vase finishes:</i> Black (BK) Clear (CL) <i>Clip/cup holder finishes:</i> Black (BK) Medium Grey (DG)
		For plastic accessories, custom colors available upon sample chip approval. \$350 color match fee and 500 piece minimum per line item. System top cap-mounted signage plate available, designed to customer specifications and system. Customer responsible for graphics. 100 unit minimum. Contact your Knoll sales representative or Customer Service for complete pricing information.


Construction	Design Awards
<i>Translucent finishes:</i> Sturdy polycarbonate resin. <i>Clip/cup holder:</i> Painted, sand cast aluminum. <i>Bud vase:</i> Acrylic with black polystyrene holder. <i>Telephone shelf:</i> 16-gauge painted steel.	Bud Vase is manufactured in Taiwan, Republic of China. All other items are manufactured in the United States. Permanent Collection of the Cooper-Hewitt, National Design Museum, Smithsonian Institution, 1994; ROSCOE Award, Interior Design Magazine, 1991; Outstanding Performance, Product Design Achievement Award, IBD Southern California Chapter, 1991; Bronze Award, IBD Product Design Competition, 1990.

Orchestra® Universal System Accessories
 by Bruce Hannah & Ayse Birsel
 desk pads and wastebaskets


product	description	w	d	h	wgt.
Racetrack Desk Pad	Black linoleum with felt back.	30"	18"		5 lbs.



Wastebasket	Freestanding, 24 qt. capacity.	8 1/2"	14"	14 7/8"	4 lbs. 6 ozs.
-------------	--------------------------------	--------	-----	---------	---------------



Recycling Wastebasket	Blue recycling color for desk-side separation of waste materials. Includes recycling stickers. Freestanding. 24 qt. capacity.	8 1/2"	14"	14 7/8"	4 lbs. 6 ozs.
-----------------------	---	--------	-----	---------	---------------



pattern no.	list price
ORCH-DP	\$92.


ORCH-WBK	104.
-----------------	------

ORCH-WBK-R-EB	104.
----------------------	------

Order Code	Ordering Information	Custom Options	Construction
Example: ORCH-WBK-E	<i>Specify:</i>	Additional desk pad colors available. Special sizes available up to 34"W x 28"D. 50 piece minimum on all custom desk pads. Custom wastebasket colors available upon sample chip approval. \$350 color match fee and 750 minimum per line item. Contact your Knoll sales representative or Customer Service for complete pricing information.	<i>Desk pad:</i> Black linoleum with felt black <i>Wastebasket:</i> Polypropylene with matte textured finish. All items are manufactured in the United States.
ORCH-WBK	1. Pattern number 2. Finish (When applicable)		
E	<i>Wastebasket finishes:</i> Black (BK) Soft Grey (E) Electric Blue (EB)		

Design Awards
Permanent Collection of the Cooper-Hewitt, National Design Museum, Smithsonian Institution, 1994; ROSCOE Award, Interior Design Magazine, 1991; Outstanding Performance, Product Design Achievement Award, IBD Southern California Chapter, 1991; Bronze Award, IBD Product Design Competition, 1990.

Orchestra® Universal System Accessories
by Bruce Hannah & Ayse Birsel
load bar/info rail

product	description	w	d	h	wgt.
Load Bar/Info Rail 	<ul style="list-style-type: none"> Fits virtually every office system. Mounts on panel, stanchion, wall or freestanding desk. Info Rail underside holds memos and notes for easy access. Black plastic end caps. Wall, stanchion or panel-mounted brackets included in list price (see mounting options page). 	24"	1/2"	3"	1 lb. 9 ozs.
		30"	1/2"	3"	2 lbs.
		35"	1/2"	3"	2 lbs. 6 ozs.
		36"	1/2"	3"	2 lbs. 9 ozs.
		42"	1/2"	3"	3 lbs.
		45"	1/2"	3"	3 lbs. 2 ozs.
		48"	1/2"	3"	3 lbs. 4 ozs.
		54"	1/2"	3"	4 lbs.
		60"	1/2"	3"	4 lbs. 5 ozs.
		66"	1/2"	3"	4 lbs. 8 ozs.
72"	1/2"	3"	4 lbs. 12 ozs.		
Load Bar/Info Rail Morrison Network 2		11 5/8"	1/2"	3"	
		17 5/8"	1/2"	3"	
		23 5/8"	1/2"	3"	
		29 5/8"	1/2"	3"	
		35 5/8"	1/2"	3"	
		41 5/8"	1/2"	3"	
		47 5/8"	1/2"	3"	
		53 5/8"	1/2"	3"	
	59 5/8"	1/2"	3"		
Currents Work Shelf Load Bar		13 1/2"	1/2"	3"	
		17 7/8"	1/2"	3"	
		29 7/8"	1/2"	3"	
Currents Stanchion Mounted Load Bar		26 3/4"	1/2"	3"	
		38 3/4"	1/2"	3"	
Dividends and Caliber Stanchion Mounted Load Bar		31 5/8"	1/2"	3"	
		37 5/8"	1/2"	3"	
		43 5/8"	1/2"	3"	
		55 5/8"	1/2"	3"	
		67 5/8"	1/2"	3"	

Order Code	Ordering Information
Example: OR-LBI-36-111 OR-BKT-PM-R	<i>Specify:</i>
OR-LBI-36 36" load bar	1. Pattern number
111 Black	2. System Suffix
OR-BKT- Panel-mounted bracket	3. Finish
PM-R for Reff	4. Mounting Option
	Special sizes and small quantity orders may be painted
	<i>Anodized aluminum finish:</i> Silver Anodized (SV)
	<i>Painted Core aluminum finishes:</i> Medium Grey (115) Soft Grey (117) Black (111) Beige Mist Metallic (611) Brown (112) Dark Grey (113) Folkstone Grey (114) Sandstone (116) Bright White (118) Medium Grey Metallic (612)
	<i>Painted Legacy aluminum finishes are still available for existing customers only:</i> Medium Metallic Grey (DG) Soft Grey (E) Warm Putty (WP) Flint (F) Black (BK)

pattern no.	list
OR-LBI-24-()	\$93.
OR-LBI-30-()	93.
OR-LBI-35-()	100.
OR-LBI-36-()	100.
OR-LBI-42-()	111.
OR-LBI-45-()	124.
OR-LBI-48-()	124.
OR-LBI-54-()	136.
OR-LBI-60-()	143.
OR-LBI-66-()	159.
OR-LBI-72-()	185.
OR-LBI-24-N2-()	82.
OR-LBI-30-N2-()	89.
OR-LBI-36-N2-()	93.
OR-LBI-42-N2-()	93.
OR-LBI-48-N2-()	100.
OR-LBI-54-N2-()	111.
OR-LBI-60-N2-()	124.
OR-LBI-66-N2-()	136.
OR-LBI-72-N2-()	143.
OR-LBI-30-C-()	38.
OR-LBI-36-C-()	47.
OR-LBI-48-C-()	65.
OR-LBI-36-CS-()	60.
OR-LBI-48-CS-()	90.
OR-LBI-36-DV-()	64.
OR-LBI-42-DV-()	77.
OR-LBI-48-DV-()	91.
OR-LBI-60-DV-()	108.
OR-LBI-72-DV-()	136.

Mounting Options	Custom Options	Construction	Design Awards
Please note flat panel monitor arms cannot be mounted on Orchestra® load bars. Flat panel monitors can be mounted on Orchestra® slat wall only when mounted on an architectural wall. The Wishbone Test Matrix on Knoll Exchange outlines all monitor limitations. Please review before mounting. Please see p.128 for flat panel monitor tool bar options (Note: tool bars cannot hold Orchestra® organizational tools.)	<i>Note:</i> Load Bar/Info Rails are available in custom lengths. Please note that for all lengths greater than 66", load bar will be painted, not anodized. Contact your local Knoll Customer Service representative for details.	<i>Load bar/info rail:</i> Corrosion-resistant T-6063 painted or anodized aluminum. End caps are textured polystyrene plastic. Load Bar is filled with 1/2" Delrin plastic pellets to support papers on info rail. All items manufactured in the United States.	Permanent Collection of the Cooper-Hewitt, National Design Museum, Smithsonian Institution, 1994; ROSCOE Award, Interior Design Magazine, 1991; Outstanding Performance, Product Design Achievement Award, IBD Southern California Chapter, 1991; Bronze Award, IBD Product Design Competition, 1990.

See page 56 for mounting options

Orchestra® Universal System Accessories
 by Bruce Hannah & Ayse Birsal
 load bar/info rail

product	description	w	d	h	wgt.
Equity Stanchion Load Bar		24"	1"	3"	
		30"	1"	3"	
		36"	1"	3"	
		42"	1"	3"	
		54"	1"	3"	
		66"	1"	3"	
Equity Application Load Bar		22 1/4"	1/2"	3"	
		28 1/4"	1/2"	3"	
		34 1/4"	1/2"	3"	
		40 1/4"	1/2"	3"	
		46 1/4"	1/2"	3"	
		52 1/4"	1/2"	3"	
		58 1/4"	1/2"	3"	
		64 1/4"	1/2"	3"	
		70 1/4"	1/2"	3"	

pattern no.	list
OR-LBI-30-ES-()()	\$93.
OR-LBI-36-ES-()()	93.
OR-LBI-42-ES-()()	100.
OR-LBI-48-ES-()()	111.
OR-LBI-60-ES-()()	136.
OR-LBI-72-ES-()()	159.
OR-LBI-24-EY-()()	93.
OR-LBI-30-EY-()()	93.
OR-LBI-36-EY-()()	100.
OR-LBI-42-EY-()()	111.
OR-LBI-48-EY-()()	124.
OR-LBI-54-EY-()()	136.
OR-LBI-60-EY-()()	143.
OR-LBI-66-EY-()()	159.
OR-LBI-72-EY-()()	185.


Organizational Tools

Order Code	Ordering Information
Example: OR-LBI-36-111 OR-BKT-PM-R	<i>Specify:</i>
OR-LBI-36 36" load bar	1. Pattern number
111 Black	2. System Suffix
OR-BKT- Panel-mounted bracket	3. Finish
PM-R for Reff	4. Mounting Option
	Special sizes and small quantity orders may be painted
	<i>Anodized aluminum finish:</i> Silver Anodized (SV)
	<i>Painted Core aluminum finishes:</i> Medium Grey (115) Soft Grey (117) Black (111) Beige Mist Metallic (611) Brown (112) Dark Grey (113) Folkstone Grey (114) Sandstone (116) Bright White (118) Medium Grey Metallic (612)
	<i>Painted Legacy aluminum finishes are still available for existing customers only:</i> Medium Metallic Grey (DG) Soft Grey (E) Warm Putty (WP) Flint (F) Black (BK)

Mounting Options	Custom Options	Construction	Design Awards
Please note flat panel monitor arms cannot be mounted on Orchestra® load bars. Flat panel monitors can be mounted on Orchestra® slat wall only when mounted on an architectural wall. The Wishbone Test Matrix on Knoll Exchange outlines all monitor limitations. Please review before mounting. Please see p.128 for flat panel monitor tool bar options (Note: tool bars cannot hold Orchestra® organizational tools.)	<i>Note:</i> Load Bar/Info Rails are available in custom lengths. Please note that for all lengths greater than 66", load bar will be painted, not anodized. Contact your local Knoll Customer Service representative for details.	<i>Load bar/info rail:</i> Corrosion-resistant T-6063 painted or anodized aluminum. End caps are textured polystyrene plastic. Load Bar is filled with 1/2" Delrin plastic pellets to support papers on info rail. All items manufactured in the United States.	Permanent Collection of the Cooper-Hewitt, National Design Museum, Smithsonian Institution, 1994; ROSCOE Award, Interior Design Magazine, 1991; Outstanding Performance, Product Design Achievement Award, IBD Southern California Chapter, 1991; Bronze Award, IBD Product Design Competition, 1990.

See page 56 for mounting options

Orchestra® Universal System Accessories
by Bruce Hannah & Ayse Birsal
slat board 6 1/2"


product	description	w	d	h	wgt.
	<ul style="list-style-type: none"> Fits virtually every office system. Mounts on panel, stanchion, wall or freestanding desk. 3 horizontal accessory channels. Info rail underside holds memos and notes for easy access. Wall, stanchion, or panel-mounted brackets included in list price (see mounting options page). 	24"	1"	6 1/2"	2 lbs. 9 ozs.
		30"	1"	6 1/2"	3 lbs. 3 ozs.
		35"	1"	6 1/2"	3 lbs. 13 ozs.
		36"	1"	6 1/2"	3 lbs. 13 ozs.
		42"	1"	6 1/2"	4 lbs. 8 ozs.
		45"	1"	6 1/2"	4 lbs. 8 ozs.
		48"	1"	6 1/2"	5 lbs. 2 ozs.
		54"	1"	6 1/2"	5 lbs. 12 ozs.
		60"	1"	6 1/2"	6 lbs. 6 ozs.
		66"	1"	6 1/2"	7 lbs.
		72"	1"	6 1/2"	7 lbs. 11 ozs.
Slat board Morrison Network 2		11 5/8"	1"	6 1/2"	
		17 5/8"	1"	6 1/2"	
		23 5/8"	1"	6 1/2"	
		29 5/8"	1"	6 1/2"	
		35 5/8"	1"	6 1/2"	
		41 5/8"	1"	6 1/2"	
		47 5/8"	1"	6 1/2"	
		53 5/8"	1"	6 1/2"	
		59 5/8"	1"	6 1/2"	
Slat board-Equity Stanchion		24"	1"	6 1/2"	
		30"	1"	6 1/2"	
		36"	1"	6 1/2"	
		42"	1"	6 1/2"	
		54"	1"	6 1/2"	
		66"	1"	6 3/4"	
Equity application		24"	1"	6 1/2"	2 lbs. 9 ozs.
		30"	1"	6 1/2"	3 lbs. 3 ozs.
		36"	1"	6 1/2"	3 lbs. 13 ozs.
		42"	1"	6 1/2"	4 lbs. 8 ozs.
		48"	1"	6 1/2"	5 lbs. 2 ozs.
		54"	1"	6 1/2"	5 lbs. 12 ozs.
		60"	1"	6 1/2"	6 lbs. 6 ozs.
		66"	1"	6 1/2"	7 lbs.
		72"	1"	6 1/2"	7 lbs. 11 ozs.

pattern no.	list price
OR-SL-06-24-()	\$143.
OR-SL-06-30-()	167.
OR-SL-06-35-()	191.
OR-SL-06-36-()	191.
OR-SL-06-42-()	212.
OR-SL-06-45-()	238.
OR-SL-06-48-()	238.
OR-SL-06-54-()	261.
OR-SL-06-60-()	284.
OR-SL-06-66-()	308.
OR-SL-06-72-()	332.
OR-SL-06-24-N2-()	95.
OR-SL-06-30-N2-()	117.
OR-SL-06-36-N2-()	143.
OR-SL-06-42-N2-()	167.
OR-SL-06-48-N2-()	191.
OR-SL-06-54-N2-()	212.
OR-SL-06-60-N2-()	238.
OR-SL-06-66-N2-()	261.
OR-SL-06-72-N2-()	284.
OR-SL-06-30-ES-()	143.
OR-SL-06-36-ES-()	167.
OR-SL-06-42-ES-()	191.
OR-SL-06-48-ES-()	212.
OR-SL-06-60-ES-()	261.
OR-SL-06-72-ES-()	308.
OR-SL-06-24-EY-()	143.
OR-SL-06-30-EY-()	167.
OR-SL-06-36-EY-()	191.
OR-SL-06-42-EY-()	212.
OR-SL-06-48-EY-()	238.
OR-SL-06-54-EY-()	261.
OR-SL-06-60-EY-()	284.
OR-SL-06-66-EY-()	308.
OR-SL-06-72-EY-()	332.

Order Code	Ordering Information
Example: OR-SL-06-42-EY-117-OR-BKT-PM-E	<i>Specify:</i>
OR-SL-06-42 42"W x 6 1/2"H slat board	1. Pattern number
EY Equity suffix	2. System
117 Soft grey	3. Finish
OR-BKT-PM-E Panel-mounted bracket for Equity	4. Mounting Option
	<i>Satin anodized aluminum finish:</i>
	Satin Anodized Aluminum (SA) includes painted matte black endcap. Special sizes and small quantity orders may be painted
	<i>Painted aluminum finishes:</i>
	Medium Grey (115)
	Soft Grey (117)
	Black (111)
	Beige Mist Metallic (611)
	Brown (112)
	Dark Grey (113)
	Folkstone Grey (114)
	Sandstone (116)
	Bright White (118)
	Medium Grey Metallic (612)
	<i>Painted Legacy aluminum finishes are still available for existing customers only:</i>
	Medium Metallic Grey (DG)
	Soft Grey (E)
	Warm Putty (WP)
	Flint (F)
	Black (BK)
	<i>Worksurface-mounted bracket:</i>
	Metal posts attach to underside of worksurface with C-clamp, raising Load Bar 10" above worksurface. Usable on worksurfaces 1 1/8"-1 13/16" thick. Set of 2 brackets. For Slat boards wider than 66", order additional brackets.
	For use with load bars and 6 1/2" slat boards only.

Mounting Options	Custom Options	Construction
Please note flat panel monitor arms cannot be mounted on Orchestra® load bars. Flat panel monitors can be mounted on Orchestra® slat wall only when mounted on an architectural wall. The Wishbone Test Matrix on Knoll Exchange outlines all monitor limitations. Please review before mounting. Please see p.128 for flat panel monitor tool bar options (Note: tool bars cannot hold Orchestra® organizational tools.)	<i>Panel, stanchion and wall-mounted brackets:</i> Wall, stanchion, or panel-mounted brackets are included in the list price. <i>Note: Other brackets for other manufacturers stations are available. Contact your Customer Representative for more information.</i>	<i>Note:</i> Slat board is available in custom lengths of up to 96". Please note that for all lengths greater than 66", load bar will be painted, not anodized. Brackets are currently available for virtually every major office system. Panel-mounted brackets for other systems can be developed. Minimum of 100 sets per bracket. Tooling and set-up charges may be required. <i>Worksurface-mounted bracket:</i> Die-cast aluminum painted black. All items manufactured in the United States.

Orchestra® Universal System Accessories
 by Bruce Hannah & Ayse Birsal
 slat board 14³/₄"


product	description	w	d	h	wgt.
Slat board-14 ³ / ₄ " 	<ul style="list-style-type: none"> Fits virtually every office system. Mounts on panel, stanchion, wall or freestanding desk. 8 horizontal accessory channels. Info rail underside holds memos and notes for easy access. Wall, stanchion, or panel-mounted brackets included in list price (see mounting options page). 	24"	1"	14 ³ / ₄ "	5 lbs. 2 ozs.
		30"	1"	14 ³ / ₄ "	6 lbs. 6 ozs.
		35"	1"	14 ³ / ₄ "	7 lbs. 1 oz.
		36"	1"	14 ³ / ₄ "	7 lbs. 1 oz.
		42"	1"	14 ³ / ₄ "	9 lbs.
		45"	1"	14 ³ / ₄ "	9 lbs.
		48"	1"	14 ³ / ₄ "	10 lbs. 4 ozs.
		54"	1"	14 ³ / ₄ "	11 lbs. 8 ozs.
		60"	1"	14 ³ / ₄ "	12 lbs. 12 ozs.
		66"	1"	14 ³ / ₄ "	14 lbs.
		72"	1"	14 ³ / ₄ "	15 lbs. 6 ozs.
Slat board-Equity Stanchion		24"	1"	14 ³ / ₄ "	5 lbs. 2 ozs.
		30"	1"	14 ³ / ₄ "	6 lbs. 6 ozs.
		36"	1"	14 ³ / ₄ "	7 lbs. 1 oz.
		42"	1"	14 ³ / ₄ "	9 lbs.
		54"	1"	14 ³ / ₄ "	11 lbs. 8 ozs.
		66"	1"	14 ³ / ₄ "	14 lbs.
Equity application		24"	1"	14 ³ / ₄ "	2 lbs. 9 ozs.
		30"	1"	14 ³ / ₄ "	3 lbs. 3 ozs.
		36"	1"	14 ³ / ₄ "	3 lbs. 13 ozs.
		42"	1"	14 ³ / ₄ "	4 lbs. 8 ozs.
		48"	1"	14 ³ / ₄ "	5 lbs. 2 ozs.
		54"	1"	14 ³ / ₄ "	5 lbs. 12 ozs.
		60"	1"	14 ³ / ₄ "	6 lbs. 6 ozs.
		72"	1"	14 ³ / ₄ "	7 lbs. 11 ozs.

pattern no.	list price
OR-SL-14-24-()	\$379.
OR-SL-14-30-()	419.
OR-SL-14-35-()	458.
OR-SL-14-36-()	458.
OR-SL-14-42-()	504.
OR-SL-14-45-()	553.
OR-SL-14-48-()	553.
OR-SL-14-54-()	600.
OR-SL-14-60-()	649.
OR-SL-14-66-()	694.
OR-SL-14-72-()	745.
OR-SL-14-30-ES-()	379.
OR-SL-14-36-ES-()	419.
OR-SL-14-42-ES-()	458.
OR-SL-14-48-ES-()	504.
OR-SL-14-60-ES-()	600.
OR-SL-14-72-ES-()	694.
OR-SL-14-24-EY-()	379.
OR-SL-14-30-EY-()	419.
OR-SL-14-36-EY-()	458.
OR-SL-14-42-EY-()	504.
OR-SL-14-48-EY-()	553.
OR-SL-14-54-EY-()	600.
OR-SL-14-60-EY-()	649.
OR-SL-14-66-EY-()	694.
OR-SL-14-72-EY-()	745.

Order Code	Ordering Information		
Example: OR-SL-14-42-EY-117-OR-BKT-PM-E	<i>Specify:</i>	<i>Painted aluminum finishes:</i>	<i>Painted Legacy aluminum finishes are still available for existing customers only:</i>
OR-SL-14-42 42"W x 14"H slat board	1. Pattern number	Medium Grey (115)	Medium Metallic Grey (DG)
EY Equity suffix	2. System	Soft Grey (117)	Soft Grey (E)
117 Soft grey	3. Finish	Black (111)	Warm Putty (WP)
OR-BKT-PM-E Panel-mounted bracket for Equity	4. Mounting Option	Beige Mist Metallic (611)	Flint (F)
	<i>anodized aluminum finish:</i>	Brown (112)	Black (BK)
	Satin Anodized Aluminum (SA)	Dark Grey (113)	
	Special sizes and small quantity orders may be painted	Folkstone Grey (114)	
		Sandstone (116)	
		Bright White (118)	
		Medium Grey Metallic (612)	

Mounting Options	Custom Options	Construction
<p>Please note flat panel monitor arms cannot be mounted on Orchestra® load bars. Flat panel monitors can be mounted on Orchestra® slat wall only when mounted on an architectural wall. The Wishbone Test Matrix on Knoll Exchange outlines all monitor limitations. Please review before mounting. Please see p.128 for flat panel monitor tool bar options (Note: tool bars cannot hold Orchestra® organizational tools.)</p> <p><i>Panel, stanchion and wall-mounted brackets:</i></p> <p>Wall, stanchion, or panel-mounted brackets are included in the list price.</p> <p><i>Note: Other brackets for other manufacturers stations are available. Contact your Customer Representative for more information.</i></p>	<p><i>Note:</i></p> <p>Slat board is available in custom lengths of up to 96". Please note that for all lengths greater than 66", load bar will be painted, not anodized.</p> <p>Brackets are currently available for virtually every major office system. Panel-mounted brackets for other systems can be developed. Minimum of 100 sets per bracket. Tooling and set-up charges may be required.</p> <p>Worksurface mounted bracket is for use with load bars and 6¹/₂" slat boards only.</p>	<p>Corrosion-resistant T-6063-T5 painted or anodized aluminum. End caps are 11 gauge steel painted matte black. Bottom rail is filled with 1/2" Delrin plastic pellets to support papers on Info Rail.</p> <p><i>Worksurface-mounted bracket:</i> Die-cast aluminum painted black.</p> <p>All items manufactured in the United States.</p>

Orchestra® Universal System Accessories
 by Bruce Hannah & Ayse Birsal
 mounting options

product	description
 <p>Worksurface - Mounted Brackets</p>	Panel Mounted Bracket (Deep Universal only). Based on 1" centers. Set of 2.*
	Panel Mounted Bracket (Dividends Panel only). Set of 2.*
	Panel Mounted Bracket (Equity only). Set of 2.*
	Panel Mounted Bracket (Morrison only). Set of 2.*
	Panel Mounted Bracket (Reff only). Set of 2.*
	Panel Mounted Bracket (Shallow Universal only). Based on 1" centers. Set of 2.*
	Stanchion-Mounted Bracket (Calibre only). Set of 2.*
	Stanchion-Mounted Bracket (Currents workshelf and stanchion). Set of 2.*
	Stanchion-Mounted Bracket (Dividends only). Set of 2.*
	Stanchion-Mounted Bracket (Equity only). Set of 2.*
	Stanchion-Mounted Bracket (Morrison Network only). Set of 2.*
	Wall-Mounted Bracket. Set of 2.*
	Worksurface-Mounted Bracket. For load bars and 6 1/2" slat boards only. Set of 2. Black finish.

pattern no.	list price
OR-BKT-PM-B *	\$11.
OR-BKT-PM-DV *	11.
OR-BKT-PM-E *	15.
OR-BKT-PM-M *	11.
OR-BKT-PM-R *	11.
OR-BKT-PM-D *	11.
OR-BKT-PM-CE *	15.
OR-BKT-PM-CS *	29.
OR-BKT-PM-DS *	15.
OR-BKT-PM-ES *	15.
OR-BKT-PM-N *	15.
OR-BKT-WM *	24.
OR-BKT-SM-A	152.

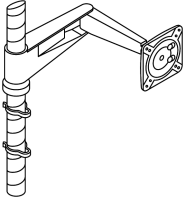
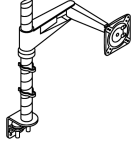
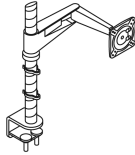
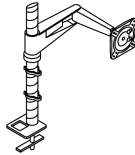
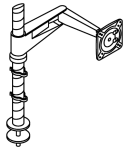
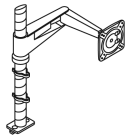
* No charge when ordered with Load Bar or Slat board, configured in load bar and slat board pattern numbers when ordered with load bars and slat boards.

Order Code	Ordering Information	Mounting Options
Example: OR-BKT-SM-A	<i>Specify:</i>	<i>Panel, stanchion and wall-mounted brackets:</i>
OR-BKT-SM-A	1. Pattern number	Wall, stanchion, or panel-mounted brackets are included in the list price and are specified when ordering pattern number.
Worksurface-mounted bracket		<i>Worksurface-mounted bracket:</i> Metal posts attach to underside of worksurface with C-clamp, raising Load Bar 10" above worksurface. Usable on worksurfaces 7/8"-1 1/2" thick. There should be at least 3/4"-1" of space between the back of the desk and the surface behind (ie. it cannot be flush). Set of 2 brackets. For Load Bars wider than 66", order additional brackets. For use with load bars and 6 1/2" slat boards only.

Mounting Options	Custom Options	Construction	Design Awards
Note: Flat panel monitor arms cannot be mounted to Orchestra® load bars. Arms can only be mounted on Orchestra® slat wall if mounted per the Wishbone Test Matrix mounting instructions on Knoll Exchange. Please review before mounting. Flat panel monitor arm mounting options start at p. 122-123	Brackets are currently available for virtually every major office system. Panel-mounted brackets for other systems can be developed. Minimum of 100 sets per bracket. Tooling and set-up charges may be required. Contact your Knoll sales representative or Customer Service for complete pricing information.	<i>Worksurface-mounted bracket:</i> Die-cast aluminum painted black. All items manufactured in the United States.	Permanent Collection of the Cooper-Hewitt, National Design Museum, Smithsonian Institution, 1994; ROSCOE Award, Interior Design Magazine, 1991; Outstanding Performance, Product Design Achievement Award, IBD Southern California Chapter, 1991; Bronze Award, IBD Product Design Competition, 1990.
Note: Load bars and 6 1/2" slat boards only can be mounted to worksurface using the worksurface mounted bracket. 14 3/4" slat board is too large for this application.	Note: Other brackets for other manufacturers stations are available. Contact your KnollExtra Representative for more information.		

Sapper™ Monitor Arm Collection

Easy Order Single Arm Kits

type	description
 	Single monitor arm table clamp kit
	Single monitor arm deep table clamp kit
	Single monitor arm grommet mount kit
	Single monitor arm fixed table mount kit
	Single monitor arm Crinion Open Table center channel mount kit

Kit includes everything needed to mount one monitor to a worksurface, slat wall or wall: single standard arm, 16" mast, movement joint (includes fast release monitor plate), adjustment knob, cable management clips and mounting option (see right for options)

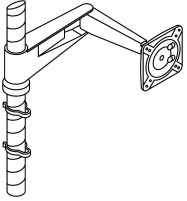
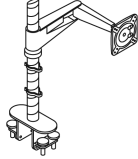
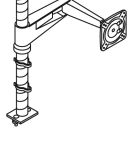
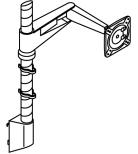
pattern no.	silver finish list price	standard finish list price
SAP MA S CLMP K ()	\$327.	\$284.
SAP MA S CLMP DP K ()	362.	315.
SAP MA S GRMT K ()	332.	289.
SAP MA S FTM K ()	314.	273.
SAP MA S COT K ()	308.	268.

Order Code	Ordering Information
Example: SAP-MA-S-CLMP-K-(115)-(R)	<i>Specify:</i>
SAP-MA-S-CLMP-K Sapper single standard arm table clamp kit	1. Pattern number
115 Medium Grey	2. Finish where required
R Red knob	Kits do not require any additional mounting specifications.
	<i>Standard Monitor Arm Finish Options:</i>
	Jet Black (111)
	Medium Grey (115)
	Bright White (118)
	<i>Silver Monitor Arm Finish Option:</i>
	Silver (SILV)
	<i>Silver Compact Arm Finish Option:</i>
	Silver (613)
	<i>Knob Finish Option:</i>
	Red (R)
	Black (B)

Mounting and Application Information
See pp. 118 for comprehensive mounting, application and construction information.

Sapper™ Monitor Arm Collection

Easy Order Single Arm Kits

type	description
	Single monitor arm Dividends Horizon benching mount kit
	Single monitor arm Antenna table center beam center mount kit
	Single monitor arm Antenna table center beam side mount kit
	Single monitor arm slat wall 8" mast mount kit
	Single monitor arm slat wall 12" mast mount kit
	Single monitor arm slat wall 16" mast mount kit

Kit includes everything needed to mount one monitor to a worksurface, slat wall or wall: single standard arm, 16" mast, movement joint (includes fast release monitor plate), adjustment knob, cable management clips and mounting option (see right for options)

pattern no.	silver finish list price	standard finish list price
SAP MA S DH K ()	\$393.	\$342.
SAP MA S ANT CTR K ()	314.	273.
SAP MA S ANT SIDE K () ()	320.	278.
SAP MA S SW MST 8 K ()	338.	294.
SAP MA S SW MST 12 K ()	345.	300.
SAP MA S SW MST 16 K ()	351.	305.

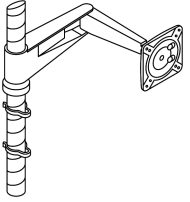


Order Code	Ordering Information
Example: SAP-MA-S-CLMP-K-(115)-(R)	<p><i>Specify:</i></p> <ol style="list-style-type: none"> 1. Pattern number 2. Finish where required <p>Kits do not require any additional mounting specifications.</p> <p><i>Standard Monitor Arm Finish Options:</i></p> <ul style="list-style-type: none"> Jet Black (111) Medium Grey (115) Bright White (118) <p><i>Silver Monitor Arm Finish Option:</i></p> <ul style="list-style-type: none"> Silver (SILV) <p><i>Silver Compact Arm Finish Option:</i></p> <ul style="list-style-type: none"> Silver (613) <p><i>Knob Finish Option:</i></p> <ul style="list-style-type: none"> Red (R) Black (B)
SAP-MA-S-CLMP-K-115	<p><i>Antenna table center beam side mount finish options:</i></p> <ul style="list-style-type: none"> Jet Black (111) Brown (112) Dark Grey (113) Folkstone (114) Medium Grey (115) Sandstone (116) Soft Grey (117) Bright White (118) Dark Red (130) Slate Blue (131) Beige Mist Metallic (611) Medium Metallic Grey (612) Silver Metallic (613)
R	USA made standard single monitor arm kits are available in a silver finish for a \$105 upcharge by specifying a 613 finish. Kits with a 613 finish (which come with foreign components) are BAA-(Buy American Act) and TAA- compliant (Trade Agreements Act).

Mounting and Application Information

See pp. 118 for comprehensive mounting, application and construction information.

Sapper™ Monitor Arm Collection

Easy Order Single Arm Kits

type	description
	Wall Mast Mount
	Single monitor arm wall 8" mast mount kit
	Single monitor arm wall 12" mast mount kit Single monitor arm wall 16" mast mount kit
	Compact Arm Direct Slat Wall Mount
	Compact monitor arm direct slat wall mount kit
	Compact Arm Direct Wall Mount
	Compact monitor arm direct wall mount kit

Kit includes everything needed to mount one monitor to a worksurface, slat wall or wall: single standard arm, 16" mast, movement joint (includes fast release monitor plate), adjustment knob, cable management clips and mounting option (see right for options)

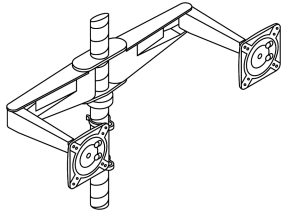
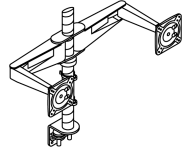
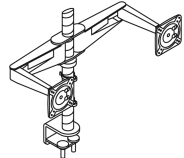
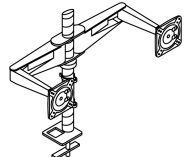
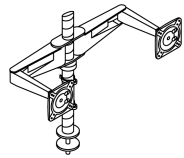
pattern no.	silver finish list price	standard finish list price
SAP MA S WL MST 8 K ()	\$332.	\$289.
SAP MA S WL MST 12 K ()	338.	294.
SAP MA S WL MST 16 K ()	345.	300.
SAP MA C SW DIR K ()	237.	184.
SAP MA C WL DIR K ()	221.	168.

Order Code	Ordering Information
Example: SAP-MA-S-CLMP-K-(115)-(R)	<i>Specify:</i>
SAP-MA-S-CLMP-K Sapper single standard arm table clamp kit	1. Pattern number
115 Medium Grey	2. Finish where required
R Red knob	Kits do not require any additional mounting specifications.
	<i>Standard Monitor Arm Finish Options:</i>
	Jet Black (111)
	Medium Grey (115)
	Bright White (118)
	<i>Silver Monitor Arm Finish Option:</i>
	Silver (SILV)
	<i>Silver Compact Arm Finish Option:</i>
	Silver (613)
	<i>Knob Finish Option:</i>
	Red (R)
	Black (B)

Mounting and Application Information
See pp. 118 for comprehensive mounting, application and construction information.

Sapper™ Monitor Arm Collection

Easy Order Double Arm Kits

type	description
 <p>Two-piece Table Clamp Mount</p>	Double monitor arm table clamp kit
 <p>Deep Table Clamp Mount</p>	Double monitor arm deep table clamp kit
 <p>Grommet Mount</p>	Double monitor arm grommet mount kit
 <p>Fixed Table Mount</p>	Double monitor arm fixed table mount kit
 <p>Crinion Open Table Mount</p>	Double monitor arm Crinion Open Table center channel mount kit

Kit includes everything needed to mount two monitors to a worksurface, slat wall or wall: two standard arms, 16" mast, movement joints (includes fast release monitor plate), adjustment knob, cable management clips, double arm bracket and mounting option (see right for options)

Order Code	Ordering Information
Example: SAP-MA-D-ANT-SIDE-K-(115)-(613)-(R)	<p><i>Specify:</i></p> <ol style="list-style-type: none"> 1. Pattern number 2. Finish where required <p>Kits do not require any additional mounting specifications.</p> <p><i>Standard Monitor Arm Finish Options:</i></p> <ul style="list-style-type: none"> Jet Black (111) Medium Grey (115) Bright White (118) <p><i>Silver Monitor Arm Finish Option:</i></p> <ul style="list-style-type: none"> Silver (SILV) <p><i>Knob Finish Option:</i></p> <ul style="list-style-type: none"> Red (R) Black (B)
SAP-MA-D-ANT-SIDE-K	<p>Sapper double monitor arm Antenna side beam mount</p>
115	Medium Grey
613	Silver
R	Red knob
	<p><i>Antenna table center beam side mount finish options:</i></p> <ul style="list-style-type: none"> Jet Black (111) Brown (112) Dark Grey (113) Folkstone (114) Medium Grey (115) Sandstone (116) Soft Grey (117) Bright White (118) Dark Red (130) Slate Blue (131) Beige Mist Metallic (611) Medium Metallic Grey (612) Silver Metallic (613) <p>USA made double monitor arm kits are available in a silver finish for a \$105 upcharge by specifying a 613 finish. Kits with a 613 finish (which come with foreign components) are BAA-(Buy American Act) and TAA compliant (Trade Agreements Act).</p>

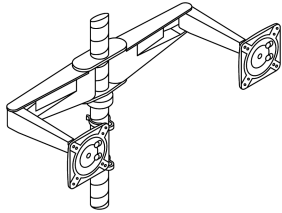
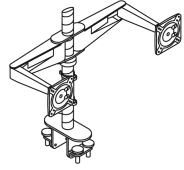
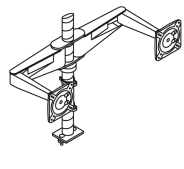
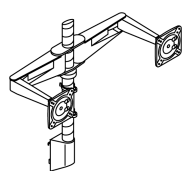
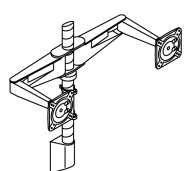
pattern no.	silver finish list price	standard finish list price
SAP MA D CLMP K ()	\$574.	\$499.
SAP MA D CLMP DP K ()	610.	530.
SAP MA D GRMT K ()	587.	510.
SAP MA D FTM K ()	562.	489.
SAP MA D COT K ()	555.	483.

Mounting and Application Information

See pp. 118 for comprehensive mounting, application and construction information.

Sapper™ Monitor Arm Collection

Easy Order Double Arm Kits

type	description
	Double monitor arm Dividends Horizon benching mount kit
	Double monitor arm Antenna table center beam center mount kit
	Double monitor arm Antenna table center beam side mount kit
	Double monitor arm slat wall 8" mast mount kit
	Double monitor arm slat wall 12" mast mount kit
	Double monitor arm slat wall 16" mast mount kit
	Double monitor arm wall 8" mast mount kit
	Double monitor arm wall 12" mast mount kit
	Double monitor arm wall 16" mast mount kit

Kit includes everything needed to mount two monitors to a worksurface, slat wall or wall: two standard arms, 16" mast, movement joints (includes fast release monitor plate), adjustment knob, cable management clips, double arm bracket and mounting option (see right for options)

Order Code	Ordering Information
Example: SAP-MA-D-ANT-SIDE-K-(115)-(613)-(R)	<p><i>Specify:</i></p> <ol style="list-style-type: none"> 1. Pattern number 2. Finish where required <p>Kits do not require any additional mounting specifications.</p> <p><i>Standard Monitor Arm Finish Options:</i></p> <ul style="list-style-type: none"> Jet Black (111) Medium Grey (115) Bright White (118) <p><i>Silver Monitor Arm Finish Option:</i></p> <ul style="list-style-type: none"> Silver (SILV) <p><i>Knob Finish Option:</i></p> <ul style="list-style-type: none"> Red (R) Black (B)
SAP-MA-D-ANT-SIDE-K	<p><i>Antenna table center beam side mount finish options:</i></p> <ul style="list-style-type: none"> Jet Black (111) Brown (112) Dark Grey (113) Folkstone (114) Medium Grey (115) Sandstone (116) Soft Grey (117) Bright White (118) Dark Red (130) Slate Blue (131) Beige Mist Metallic (611) Medium Metallic Grey (612) Silver Metallic (613)
115	Medium Grey
613	Silver
R	Red knob

USA made double monitor arm kits are available in a silver finish for a \$105 upcharge by specifying a 613 finish. Kits with a 613 finish (which come with foreign components) are BAA-(Buy American Act) and TAA compliant (Trade Agreements Act).

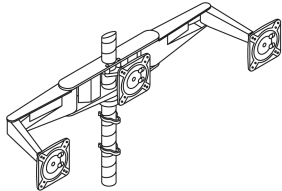
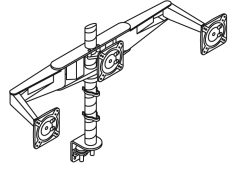
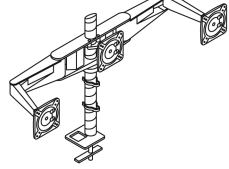
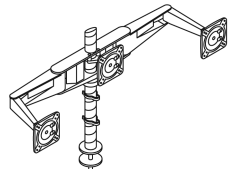
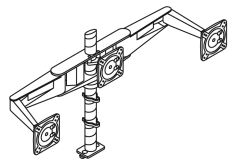
pattern no.	silver finish list price	standard finish list price
SAP MA D DH K ()	\$641.	\$557.
SAP MA D ANT CTR K ()	562.	489.
SAP MA D ANT SIDE K () ()	568.	494.
SAP MA D SW MST 8 K ()	587.	510.
SAP MA D SW MST 12 K ()	592.	515.
SAP MA D SW MST 16 K ()	598.	520.
SAP MA D WL MST 8 K ()	580.	504.
SAP MA D WL MST 12 K ()	587.	510.
SAP MA D WL MST 16 K ()	592.	515.

Mounting and Application Information

See pp. 118 for comprehensive mounting, application and construction information.

Sapper™ Monitor Arm Collection

Easy Order Triple Monitor Support Kits

type	description
 <p>Two piece clamp mount</p>	Triple monitor support table clamp kit
 <p>Deep Table Clamp Mount</p>	Triple monitor support deep table clamp kit
 <p>Grommet Mount</p>	Triple monitor support grommet mount kit
 <p>Fixed Table Mount</p>	Triple monitor support fixed table mount kit
 <p>Crinion Open Table Mount</p>	Triple monitor support Crinion Open Table center channel mount kit

Kit includes everything needed to mount three monitors to a worksurface, slat wall or wall: two standard arms, 16" mast, movement joints (includes fast release monitor plate), adjustment knob, cable management clips, triple monitor support bracket and mounting option (see right for options)

Order Code	Ordering Information	Ordering Note
Example: SAP-MA-3-CLMP-K-(111)-(B)	<i>Specify:</i>	USA made triple monitor arm kits are available in a silver finish for a \$105 upcharge by specifying a 613 finish. Kits with a 613 finish (which come with foreign components) are BAA-(Buy American Act) and TAA compliant (Trade Agreements Act).
SAP-MA-3-CLMP-K Sapper triple monitor support table clamp kit	1. Pattern number 2. Finish where required	
111 Jet Black	Kits do not require any additional mounting specifications.	Please note a triple monitor support includes two standard arms plus one triple monitor support bracket with a movement joint. The monitor in the middle can rotate, tilt and swivel but has no depth adjustment. See page 118 for further details.
B Black knob	<i>Standard Monitor Arm Finish Options:</i> Jet Black (111) Medium Grey (115) Bright White (118)	
	<i>Silver Monitor Arm Finish Option:</i> Silver (SILV)	
	<i>Knob Finish Option:</i> Red (R) Black (B)	

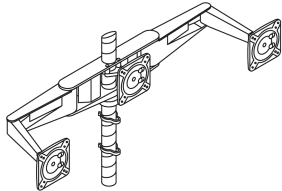
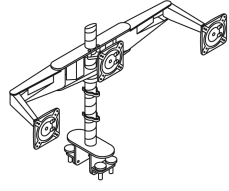
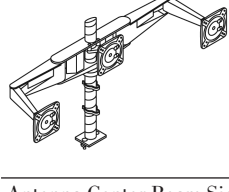
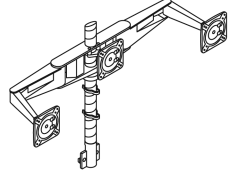
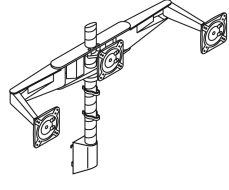
pattern no.	silver finish list price	standard finish list price
SAP MA 3 CLMP K ()	\$785.	\$683.
SAP MA 3 CLMP DP K ()	819.	714.
SAP MA 3 GRMT K ()	798.	694.
SAP MA 3 FTM K ()	774.	673.
SAP MA 3 COT K ()	768.	668.

Mounting and Application Information

See pp. 118 for comprehensive mounting, application and construction information.

Sapper™ Monitor Arm Collection

Easy Order Triple Monitor Support Kits

type	description
	Triple monitor support Dividends Horizon benching mount kit
	Triple monitor support Antenna table center beam center mount kit
	Triple monitor support Antenna table center beam side mount kit
	Triple monitor support slat wall 8" mast mount kit Triple monitor support slat wall 12" mast mount kit Triple monitor support slat wall 16" mast mount kit
	Triple monitor support wall 8" mast mount kit Triple monitor support wall 12" mast mount kit Triple monitor support wall 16" mast mount kit

Kit includes everything needed to mount three monitors to a worksurface, slat wall or wall: two standard arms, 16" mast, movement joints (includes fast release monitor plate), adjustment knob, cable management clips, triple monitor support bracket and mounting option (see right for options)

Order Code	Ordering Information	Ordering Note
Example: SAP-MA-3-CLMP-K-(111)-(B)	<i>Specify:</i> 1. Pattern number 2. Finish where required	USA made triple monitor arm kits are available in a silver finish for a \$105 upcharge by specifying a 613 finish. Kits with a 613 finish (which come with foreign components) are BAA-(Buy American Act) and TAA compliant (Trade Agreements Act).
SAP-MA-3-CLMP-K Sapper triple monitor support table clamp kit	Kits do not require any additional mounting specifications.	
111 Jet Black	<i>Standard Monitor Arm Finish Options:</i> Jet Black (111) Medium Grey (115) Bright White (118)	Please note a triple monitor support includes two standard arms plus one triple monitor support bracket with a movement joint. The monitor in the middle can rotate, tilt and swivel but has no depth adjustment. See page 118 for further details.
B Black knob	<i>Silver Monitor Arm Finish Option:</i> Silver (SILV) <i>Knob Finish Option:</i> Red (R) Black (B)	

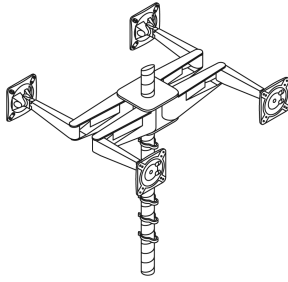
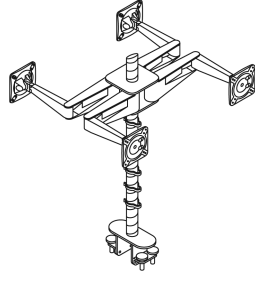
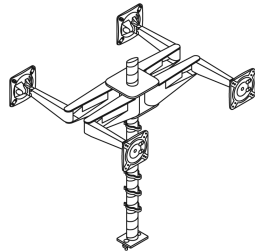
pattern no.	silver finish list price	standard finish list price
SAP MA 3 DH K ()	\$845.	\$740.
SAP MA 3 ANT CTR K ()	774.	673.
SAP MA 3 ANT SIDE K () ()	780.	678.
SAP MA 3 SW MST 8 K ()	798.	694.
SAP MA 3 SW MST 12 K ()	804.	699.
SAP MA 3 SW MST 16 K ()	809.	704.
SAP MA 3 WL MST 8 K ()	792.	689.
SAP MA 3 WL MST 12 K ()	798.	694.
SAP MA 3 WL MST 16 K ()	804.	699.

Mounting and Application Information

See pp. 118 for comprehensive mounting, application and construction information.

Sapper™ Monitor Arm Collection

Easy Order Quadruple Mount Support Kits

type	description
	Crinion Open Table Mount
	Quadruple monitor support Crinion Open Table center channel mount 16" mast kit Quadruple monitor support Crinion Open Table center channel mount 24" mast kit
	Dividends Horizon Benching Mount
	Quadruple monitor support Dividends Horizon benching mount 16" mast kit Quadruple monitor support Dividends Horizon benching mount 24" mast kit
	Antenna Center Beam Center Mount
	Quadruple monitor support Antenna table center beam center mount 16" mast kit Quadruple monitor support Antenna table center beam center mount 24" mast kit

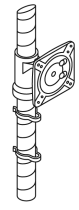
Kit includes everything needed to mount four monitors back-to-back to a center table mount: four standard arms, 16" or 24" mast, movement joints (includes fast release monitor plate), adjustment knob, cable management clips, quadruple monitor support bracket and mounting option (see right for options)

pattern no.	silver finish list price	standard finish list price
SAP MA 16 4 COT K ()	\$966.	\$840.
SAP MA 24 4 COT K ()	1,014.	882.
SAP MA 16 4 DH K ()	1,045.	909.
SAP MA 24 4 DH K ()	1,094.	951.
SAP MA 16 4 ANT CTR K ()	973.	846.
SAP MA 24 4 ANT CTR K ()	1,020.	887.


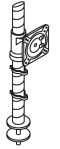

Order Code	Ordering Information	Ordering Note	Mounting and Application Information
Example: SAP-MA-16-4-ANT-CTR-K-(111)-(R)	<i>Specify:</i> 1. Pattern number 2. Finish where required	USA made quadruple monitor arm kits are available in a silver finish for a \$394 upcharge by specifying a 613 finish. Kits with a 613 finish (which come with foreign components) are BAA-(Buy American Act) and TAA compliant (Trade Agreements Act).	See pp. 118 for comprehensive mounting, application and construction information.
SAP-MA-16-4-ANT-CTR-K	Sapper quadruple monitor support Antenna table center beam center mount 16" mast kit		
111	Jet Black	Kits do not require any additional mounting specifications.	
R	Red knob		
	<i>Standard Monitor Arm Finish Options:</i> Jet Black (111) Medium Grey (115) Bright White (118)		
	<i>Silver Monitor Arm Finish Option:</i> Silver (SILV)		
	<i>Knob Finish Option:</i> Red (R) Black (B)		

Sapper™ Monitor Arm Collection

Easy Order Sapper Sleeve Arm Kits



Kit includes everything needed to mount one monitor to a worksurface: Sleeve arm, 16" or 24" mast, movement joint, adjustment knob, cable management clips and mounting option (see right for options)

type	description	
	Sleeve arm table clamp 16" mast kit	
	Sleeve arm table clamp 24" mast kit	
	Sleeve arm fixed table mount 16" mast kit	
	Sleeve arm fixed table mount 24" mast kit	
	Sleeve arm Antenna center beam center mount 16" mast kit	
	Sleeve arm Antenna center beam center mount 24" mast kit	

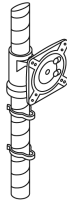

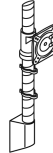
pattern no.	silver finish list price	standard finish list price
SAP MA SL 16 CLMP K	\$219.	\$190.
SAP MA SL 24 CLMP K	265.	230.
SAP MA SL 16 FTM K	201.	175.
SAP MA SL 24 FTM K	247.	215.
SAP MA SL 16 ANT CTR K	207.	180.
SAP MA SL 24 ANT CTR K	253.	220.

Order Code	Ordering Information	Mounting and Application Information
Example: SAP-MA-SL-16-CLMP-K-111-R	Specify:	Antenna center beam side mount
SAP-MA-SL-16-CLMP-K	1. Pattern number	finish options:
Sapper arm with table clamp kit on 16" mast	2. Finish where required	Jet Black (111)
111	Kits do not require any additional mounting specifications.	Brown (112)
R	Standard Monitor Arm Finish Options:	Dark Grey (113)
	Jet Black (111)	Folkstone (114)
	Medium Grey (115)	Medium Grey (115)
	Bright White (118)	Sandstone (116)
	Silver Monitor Arm Finish Option:	Soft Grey (117)
	Silver (613)	Bright White (118)
	Knob Finish Option:	Dark Red (130)
	Red (R)	Slate Blue (131)
	Black (B)	Beige Mist Metallic (611)
		Medium Metallic Grey (612)
		Silver Metallic (613)

See pp. 118 for comprehensive mounting, application and construction information.

Sapper™ Monitor Arm Collection

Easy Order Sapper Sleeve Arm Kits

type	description
	Sleeve arm Antenna center beam side mount 16" mast kit
	Sleeve arm Antenna center beam side mount 24" mast kit
	Sleeve arm wall 8" mast mount kit
	Sleeve arm wall 12" mast mount kit
	Sleeve arm wall 16" mast mount kit
	Sleeve arm direct wall mount kit

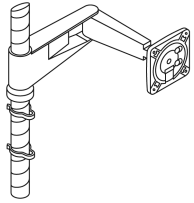
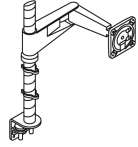
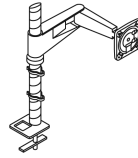
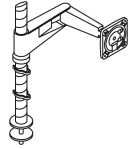
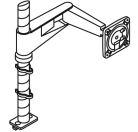
Kit includes everything needed to mount one monitor to a worksurface: Sleeve arm, 16" or 24" mast, movement joint, adjustment knob, cable management clips and mounting option (see right for options)

pattern no.	silver finish list price	standard finish list price
SAP MA SL 16 ANT SIDE K	\$213.	\$185.
SAP MA SL 24 ANT SIDE K	259.	225.
SAP MA SL WL MST 8 K	219.	190.
SAP MA SL WL MST 12 K	224.	195.
SAP MA SL WL MST 16 K	230.	200.
SAP MA SL WL DIR K	144.	125.

Order Code	Ordering Information	Mounting and Application Information
Example: SAP-MA-SL-16-CLMP-K-111-R	Specify: 1. Pattern number 2. Finish where required	See pp. 118 for comprehensive mounting, application and construction information.
SAP-MA-SL-16-CLMP-K	Kits do not require any additional mounting specifications.	
111	Jet Black	
R	Red knob	
	Standard Monitor Arm Finish Options: Jet Black (111) Medium Grey (115) Bright White (118)	
	Silver Monitor Arm Finish Option: Silver (613)	
	Knob Finish Option: Red (R) Black (B)	
	Antenna center beam side mount finish options: Jet Black (111) Brown (112) Dark Grey (113) Folkstone (114) Medium Grey (115) Sandstone (116) Soft Grey (117) Bright White (118) Dark Red (130) Slate Blue (131) Beige Mist Metallic (611) Medium Metallic Grey (612) Silver Metallic (613)	

Sapper™ Monitor Arm Collection

Easy Order Sapper 50™ kits

type	description
	Sapper 50 monitor arm table clamp 16" mast kit
	Sapper 50 monitor arm table clamp 24" mast kit
	Sapper 50 monitor arm deep table clamp 16" mast kit
	Sapper 50 monitor arm deep table clamp 24" mast kit
	Sapper 50 monitor arm grommet mount 16" mast kit
	Sapper 50 monitor arm grommet mount 24" mast kit
	Sapper 50 monitor arm fixed table mount 16" mast kit
	Sapper 50 monitor arm fixed table mount 24" mast kit
	Sapper 50 monitor arm Crinion Open Table center channel mount 16" mast kit
	Sapper 50 monitor arm Crinion Open Table center channel mount 24" mast kit

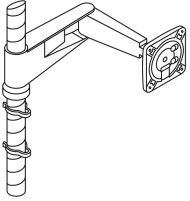
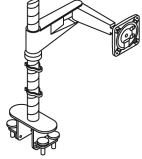
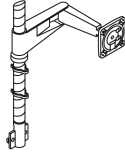
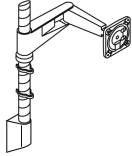
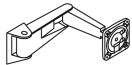
Kit includes everything needed to mount one monitor to a worksurface: single Sapper 50 monitor arm, 16" or 24" mast, Sapper 50 movement joint, adjustment knob, cable management clips and mounting option (see right for options).

pattern no.	silver finish list price	standard finish list price
SAP MA 50S 16 CLMP K	\$520.	\$450.
SAP MA 50S 24 CLMP K	560.	490.
SAP MA 50S 16 CLMP DP K	550.	480.
SAP MA 50S 24 CLMP DP K	595.	520.
SAP MA 50S 16 GRMT K	525.	455.
SAP MA 50S 24 GRMT K	565.	495.
SAP MA 50S 16 FTM K	505.	440.
SAP MA 50S 24 FTM K	545.	480.
SAP MA 50S 16 COT K	500.	435.
SAP MA 50S 24 COT K	540.	475.

Order Code	Ordering Information	Mounting and Application Information
Example: SAP-MA-50S-16-CLMP-K-111-R	Specify: 1. Pattern number 2. Finish where required	See pp. 118 for comprehensive mounting, application and construction information.
SAP-MA-50S-16-CLMP-K	Kits do not require any additional mounting specifications.	
111	Jet Black finish	
R	Red adjustment knob	
	Standard Monitor Arm Finish Options: Jet Black (111) Medium Grey (115) Bright White (118)	Antenna center beam side mount finish options: Jet Black (111) Brown (112) Dark Grey (113) Folkstone (114) Medium Grey (115) Sandstone (116) Soft Grey (117) Bright White (118) Dark Red (130) Slate Blue (131) Beige Mist Metallic (611) Medium Metallic Grey (612) Silver Metallic (613)
	Silver Monitor Arm Finish Option: Silver (613)	
	Knob Finish Option: Red (R) Black (B)	

Sapper™ Monitor Arm Collection

Easy Order Sapper 50™ kits

type	description
	Sapper 50 monitor arm Dividends Horizon benching mount 16" mast kit
	Sapper 50 monitor arm Dividends Horizon benching mount 24" mast kit
	Sapper 50 monitor arm Antenna center beam center mount 16" mast kit
	Sapper 50 monitor arm Antenna center beam center mount 24" mast kit
	Sapper 50 monitor arm Antenna center beam side mount 16" mast kit
	Sapper 50 monitor arm Antenna center beam side mount 24" mast kit
	Sapper 50 monitor arm wall 8" mast mount kit
	Sapper 50 monitor arm wall 12" mast mount kit
	Sapper 50 monitor arm wall 16" mast mount kit
	Sapper 50 monitor arm direct wall mount kit

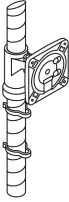
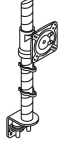
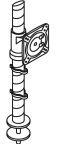
Kit includes everything needed to mount one monitor to a worksurface: single Sapper 50 monitor arm, 16" or 24" mast, Sapper 50 movement joint, adjustment knob, cable management clips and mounting option (see right for options).

pattern no.	silver finish list price	standard finish list price
SAP MA 50S 16 DH K	\$585.	\$505.
SAP MA 50S 24 DH K	625.	550.
SAP MA 50S 16 ANT CTR K	505.	440.
SAP MA 50S 24 ANT CTR K	545.	480.
SAP MA 50S 16 ANT SIDE K	510.	445.
SAP MA 50S 24 ANT SIDE K	555.	485.
SAP MA 50S WL MST 8 K	525.	455.
SAP MA 50S WL MST 12 K	530.	460.
SAP MA 50S WL MST 16 K	535.	465.
SAP MA 50 WL DIR K	345.	300.

Order Code	Ordering Information	Mounting and Application Information
Example: SAP-MA-50S-16-CLMP-K-111-R	Specify: 1. Pattern number 2. Finish where required	See pp. 118 for comprehensive mounting, application and construction information.
SAP-MA-50S-16-CLMP-K	Kits do not require any additional mounting specifications.	
111	Jet Black finish	
R	Red adjustment knob	
	Standard Monitor Arm Finish Options: Jet Black (111) Medium Grey (115) Bright White (118)	Antenna center beam side mount finish options: Jet Black (111) Brown (112) Dark Grey (113) Folkstone (114) Medium Grey (115) Sandstone (116) Soft Grey (117) Bright White (118) Dark Red (130) Slate Blue (131) Beige Mist Metallic (611) Medium Metallic Grey (612) Silver Metallic (613)
	Silver Monitor Arm Finish Option: Silver (613)	
	Knob Finish Option: Red (R) Black (B)	

Sapper™ Monitor Arm Collection

Easy Order Sapper 50 Sleeve Arm Kits

type	description
	Sapper 50 sleeve arm table clamp 16" mast kit
	Sapper 50 sleeve arm table clamp 24" mast kit
	Sapper 50 sleeve arm fixed table mount 16" mast kit
	Sapper 50 sleeve arm fixed table mount 24" mast kit
	Sapper 50 sleeve arm Antenna center beam center mount 16" mast kit
	Sapper 50 sleeve arm Antenna center beam center mount 24" mast kit

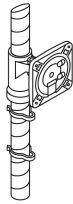


Kit includes everything needed to mount one monitor to a worksurface: Sapper 50 sleeve arm, 16" or 24" mast, Sapper 50 movement joint, adjustment knob, cable management clips and mounting option (see right for options)

pattern no.	silver finish list price	standard finish list price
SAP MA 50S SL 16 CLMP K	\$334.	\$290.
SAP MA 50S SL 24 CLMP K	380.	330.
SAP MA 50S SL 16 FTM K	316.	275.
SAP MA 50S SL 24 FTM K	362.	315.
SAP MA 50S SL 16 ANT CTR K	322.	280.
SAP MA 50S SL 24 ANT CTR K	368.	320.

Order Code	Ordering Information	Mounting and Application Information
Example: SAP-MA-50S-SL-16-CLMP-K-111-R	Specify: 1. Pattern number 2. Finish where required	See pp. 118 for comprehensive mounting, application and construction information.
SAP-MA-50S-SL-16-CLMP-K	Sapper 50 sleeve arm with table clamp kit on 16" mast	<i>Antenna center beam side mount finish options:</i> Jet Black (111) Brown (112) Dark Grey (113) Folkstone (114) Medium Grey (115) Sandstone (116) Soft Grey (117) Bright White (118) Dark Red (130) Slate Blue (131) Beige Mist Metallic (611) Medium Metallic Grey (612) Silver Metallic (613)
111	Jet Black	
R	Red knob	
	Kits do not require any additional mounting specifications.	
	<i>Standard Monitor Arm Finish Options:</i> Jet Black (111) Medium Grey (115) Bright White (118)	
	<i>Silver Monitor Arm Finish Option:</i> Silver (613)	
	<i>Knob Finish Option:</i> Red (R) Black (B)	

Sapper™ Monitor Arm Collection

Easy Order Sapper 50 Sleeve Arm Kits

type	description
	Sapper 50 sleeve arm Antenna center beam side mount 16" mast kit
	Sapper 50 sleeve arm Antenna center beam side mount 24" mast kit
	Sapper 50 sleeve arm wall 8" mast mount kit
	Sapper 50 sleeve arm wall 12" mast mount kit
	Sapper 50 sleeve arm wall 16" mast mount kit
	Sapper 50 sleeve arm direct wall mount kit

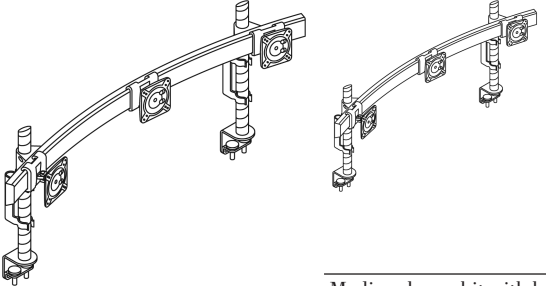
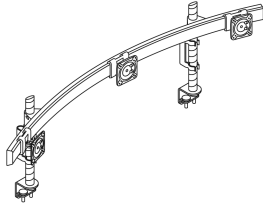
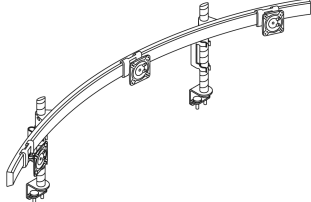
Kit includes everything needed to mount one monitor to a worksurface: Sapper 50 sleeve arm, 16" or 24" mast, Sapper 50 movement joint, adjustment knob, cable management clips and mounting option (see right for options)

pattern no.	silver finish list price	standard finish list price
SAP MA 50S SL 16 ANT SIDE K	\$328.	\$285.
SAP MA 50S SL 24 ANT SIDE K	374.	325.
SAP MA 50S SL WL MST 8 K	334.	290.
SAP MA 50S SL WL MST 12 K	339.	295.
SAP MA 50S SL WL MST 16 K	345.	300.
SAP MA 50S SL WL DIR K	316.	275.

Order Code	Ordering Information	Mounting and Application Information
Example: SAP-MA-50S-SL-16-CLMP-K-111-R	<p><i>Specify:</i></p> <ol style="list-style-type: none"> 1. Pattern number 2. Finish where required <p>Kits do not require any additional mounting specifications.</p> <p><i>Standard Monitor Arm Finish Options:</i></p> <ul style="list-style-type: none"> Jet Black (111) Medium Grey (115) Bright White (118) <p><i>Silver Monitor Arm Finish Option:</i></p> <ul style="list-style-type: none"> Silver (613) <p><i>Knob Finish Option:</i></p> <ul style="list-style-type: none"> Red (R) Black (B) 	<p><i>Antenna center beam side mount finish options:</i></p> <ul style="list-style-type: none"> Jet Black (111) Brown (112) Dark Grey (113) Folkstone (114) Medium Grey (115) Sandstone (116) Soft Grey (117) Bright White (118) Dark Red (130) Slate Blue (131) Beige Mist Metallic (611) Medium Metallic Grey (612) Silver Metallic (613) <p>See pp. 118 for comprehensive mounting, application and construction information.</p>
SAP-MA-50S-SL-16-CLMP-K-111-R	<p>Sapper 50 sleeve arm with table clamp kit on 16" mast</p> <p>Jet Black</p> <p>Red knob</p>	

Sapper™ Monitor Arm Collection

Easy Order Beam Kits for 3 Monitors with Table Clamps

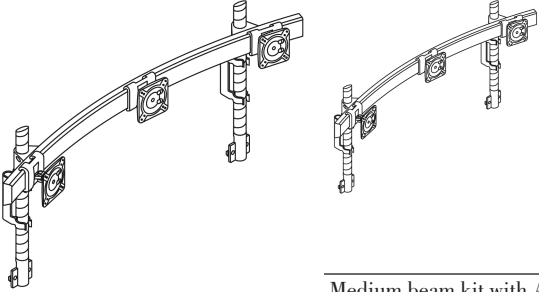
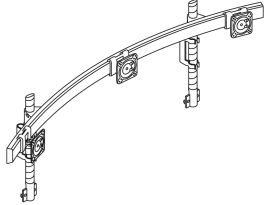
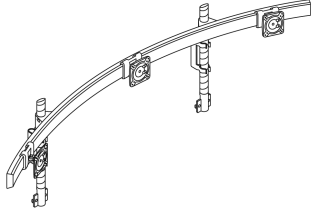
type	description
	50" beam kit with 16" mast and 3 movement joint slides
	50" beam kit with 16" mast and 3 Sapper 50 movement joint slides
	50" beam kit with 24" mast and 3 movement joint slides
	50" beam kit with 24" mast and 3 Sapper 50 movement joint slides
 <p>Kit includes everything needed to mount one beam to a worksurface table: two masts, 2 heavy duty table clamps, 3 movement joint slides, 2 beam-to-mast mounts, 2 adjustment knobs, beam cable management clips, mast cable management clips and beam option (see right for options)</p>	64" beam kit with 16" mast and 3 movement joint slides
	64" beam kit with 16" mast and 3 Sapper 50 movement joint slides
	64" beam kit with 24" mast and 3 movement joint slides
	64" beam kit with 24" mast and 3 Sapper 50 movement joint slides
	76" beam kit with 16" mast and 3 movement joint slides
	76" beam kit with 16" mast and 3 Sapper 50 movement joint slides
	76" beam kit with 24" mast and 3 movement joint slides
	76" beam kit with 24" mast and 3 Sapper 50 movement joint slides

pattern no.	list price
SAP B 16 S 3 CLMP HD K	\$1,016.
SAP 50 B 16 S 3 CLMP HD K	1,256.
SAP B 24 S 3 CLMP HD K	1,100.
SAP 50 B 24 S 3 CLMP HD K	1,340.
SAP B 16 M 3 CLMP HD K	1,067.
SAP 50 B 16 M 3 CLMP HD K	1,307.
SAP B 24 M 3 CLMP HD K	1,151.
SAP 50 B 24 M 3 CLMP HD K	1,391.
SAP B 16 L 3 CLMP HD K	1,118.
SAP 50 B 16 L 3 CLMP HD K	1,358.
SAP B 24 L 3 CLMP HD K	1,202.
SAP 50 B 24 L 3 CLMP HD K	1,442.

Order Code	Ordering Information	Mounting and Application Information
Example: SAP-B-16-S-3-CLMP-HD-K-(R)	<i>Specify:</i> 1. Pattern number 2. Knob finish option	See pp. 118 for comprehensive mounting and application information.
SAP-B-16- Sapper small beam kit	Kits do not require any additional mounting specifications.	
S-3- on 16" mast with 3		
CLMP-HD- movement joint slides and heavy duty clamp		
K	<i>Knob Finish Option:</i> Red (R) Black (B)	
R Red knob		

Sapper™ Monitor Arm Collection

Easy Order Beam Kits for 3 Monitors with Antenna Mounts

type	description
	50" beam kit with 16" mast and 3 movement joint slides
	50" beam kit with 16" mast and 3 Sapper 50 movement joint slides
	50" beam kit with 24" mast and 3 movement joint slides
	50" beam kit with 24" mast and 3 Sapper 50 movement joint slides
	64" beam kit with 16" mast and 3 movement joint slides
	64" beam kit with 16" mast and 3 Sapper 50 movement joint slides
	64" beam kit with 24" mast and 3 movement joint slides
	64" beam kit with 24" mast and 3 Sapper 50 movement joint slides
	76" beam kit with 16" mast and 3 movement joint slides
	76" beam kit with 16" mast and 3 Sapper 50 movement joint slides
	76" beam kit with 24" mast and 3 movement joint slides
	76" beam kit with 24" mast and 3 Sapper 50 movement joint slides

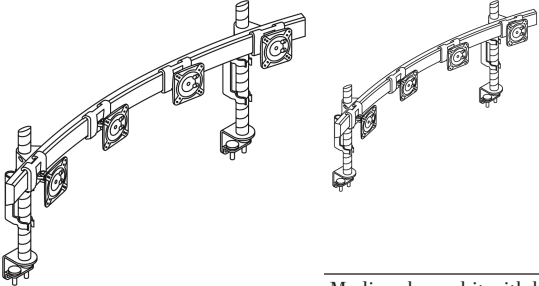
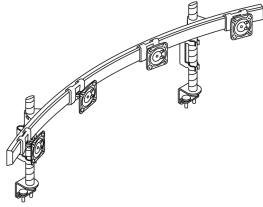
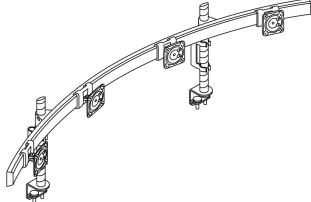
Kit includes everything needed to mount one beam to an Antenna workstation: two masts, 2 Antenna center beam side mounts, 3 movement joint slides, 2 beam-to-mast mounts, 2 adjustment knobs, beam cable management clips, mast cable management clips and beam option (see right for options)

pattern no.	list price
SAP B 16 S 3 ANT SIDE K	\$953.
SAP 50 B 16 S 3 ANT SIDE K	1,193.
SAP B 24 S 3 ANT SIDE K	1,037.
SAP 50 B 24 S 3 ANT SIDE K	1,277.
SAP B 16 M 3 ANT SIDE K	1,004.
SAP 50 B 16 M 3 ANT SIDE K	1,244.
SAP B 24 M 3 ANT SIDE K	1,088.
SAP 50 B 24 M 3 ANT SIDE K	1,328.
SAP B 16 L 3 ANT SIDE K	1,055.
SAP 50 B 16 L 3 ANT SIDE K	1,295.
SAP B 24 L 3 ANT SIDE K	1,139.
SAP 50 B 24 L 3 ANT SIDE K	1,379.

Order Code	Ordering Information	Mounting and Application Information
Example: SAP-B-16-S-3-ANT-SIDE-K-(118)-(R)	Specify: 1. Pattern number 2. Finish where required	See pp. 118 for comprehensive mounting and application information.
SAP-B-16-S-3-ANT-SIDE-K	Sapper small beam kit on 16" mast with 3 movement joint slides and Antenna center beam side mount	<i>Antenna table center beam side mount finish option:</i> Jet Black (111) Brown (112) Dark Grey (113) Folkstone (114) Medium Grey (115) Sandstone (116) Soft Grey (117) Bright White (118) Dark Red (130) Slate Blue (131) Beige Mist Metallic (611) Medium Metallic Grey (612) Silver Metallic (613)
118	Bright White	
R	Red knob	
	Kits do not require any additional mounting specifications.	
	<i>Knob Finish Option:</i> Red (R) Black (B)	

Sapper™ Monitor Arm Collection

Easy Order Beam Kits for 4 Monitors with Table Clamps

type	description
	50" beam kit with 16" mast and 4 movement joint slides
	50" beam kit with 16" mast and 4 Sapper 50 movement joint slides
	50" beam kit with 24" mast and 4 movement joint slides
	50" beam kit with 24" mast and 4 Sapper 50 movement joint slides
	64" beam kit with 16" mast and 4 movement joint slides
	64" beam kit with 16" mast and 4 Sapper 50 movement joint slides
	64" beam kit with 24" mast and 4 movement joint slides
	64" beam kit with 24" mast and 4 Sapper 50 movement joint slides
	76" beam kit with 16" mast and 4 movement joint slides
	76" beam kit with 16" mast and 4 Sapper 50 movement joint slides
	76" beam kit with 24" mast and 4 movement joint slides
	76" beam kit with 24" mast and 4 Sapper 50 movement joint slides

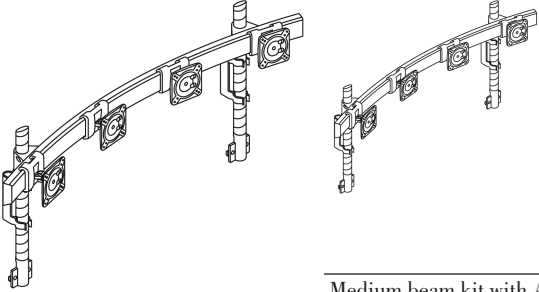
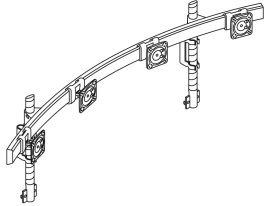
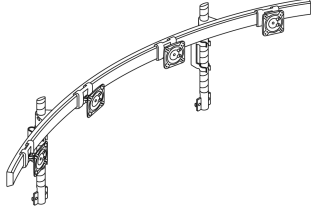
Kit includes everything needed to mount one beam to a worksurface table: two masts, 2 heavy duty table clamps, 4 movement joint slides, 2 beam-to-mast mounts, 2 adjustment knobs, beam cable management clips, mast cable management clips and beam option (see right for options)

pattern no.	list price
SAP B 16 S 4 CLMP HD K	\$1,068.
SAP 50 B 16 S 4 CLMP HD K	1,388.
SAP B 24 S 4 CLMP HD K	1,153.
SAP 50 B 24 S 4 CLMP HD K	1,473.
SAP B 16 M 4 CLMP HD K	1,119.
SAP 50 B 16 M 4 CLMP HD K	1,439.
SAP B 24 M 4 CLMP HD K	1,204.
SAP 50 B 24 M 4 CLMP HD K	1,524.
SAP B 16 L 4 CLMP HD K	1,170.
SAP 50 B 16 L 4 CLMP HD K	1,490.
SAP B 24 L 4 CLMP HD K	1,255.
SAP 50 B 24 L 4 CLMP HD K	1,575.

Order Code	Ordering Information	Mounting and Application Information
Example: SAP-B-16-S-4-CLMP-HD-K-(R)	<i>Specify:</i>	See pp. 118 for comprehensive mounting and application information.
SAP-B-16-S-4-CLMP-HD-K	1. Pattern number	
S-4-	2. Knob finish option	
CLMP-HD-	Kits do not require any additional mounting specifications.	
K	<i>Knob Finish Option:</i>	
R	Red (R)	
	Black (B)	

Sapper™ Monitor Arm Collection

Easy Order Beam Kits for 4 Monitors with Antenna Mounts

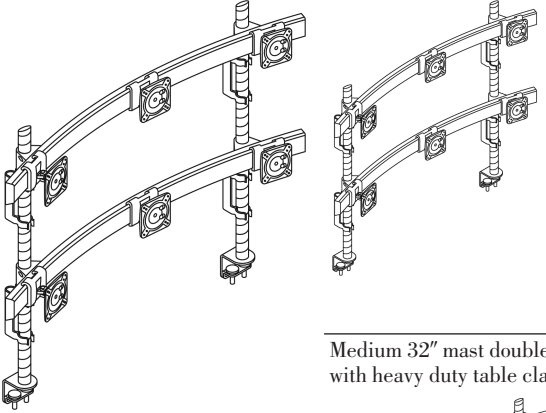
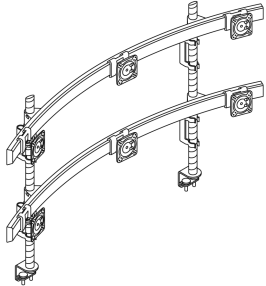
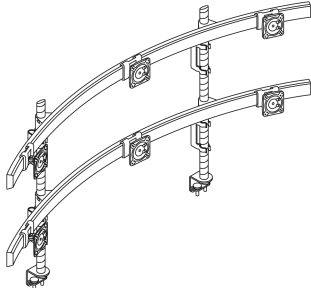
type	description
	Small beam kit with Antenna center beam side mounts 50" beam kit with 16" mast and 4 movement joint slides
	50" beam kit with 16" mast and 4 Sapper 50 movement joint slides
	50" beam kit with 24" mast and 4 movement joint slides
	50" beam kit with 24" mast and 4 Sapper 50 movement joint slides
 <p><i>Kit includes everything needed to mount one beam to an Antenna workstation: two masts, 2 Antenna center beam side mounts, 4 movement joint slides, 2 beam-to-mast mounts, 2 adjustment knobs, beam cable management clips, mast cable management clips and beam option (see right for options)</i></p>	Medium beam kit with Antenna center beam side mounts 64" beam kit with 16" mast and 4 movement joint slides
	64" beam kit with 16" mast and 4 Sapper 50 movement joint slides
	64" beam kit with 24" mast and 4 movement joint slides
	64" beam kit with 24" mast and 4 Sapper 50 movement joint slides
	Large beam kit with Antenna center beam side mounts 76" beam kit with 16" mast and 4 movement joint slides
	76" beam kit with 16" mast and 4 Sapper 50 movement joint slides
	76" beam kit with 24" mast and 4 movement joint slides
	76" beam kit with 24" mast and 4 Sapper 50 movement joint slides

pattern no.	list price
SAP B 16 S 4 ANT SIDE K	\$1,006.
SAP 50 B 16 S 4 ANT SIDE K	1,326.
SAP B 24 S 4 ANT SIDE K	1,089.
SAP 50 B 24 S 4 ANT SIDE K	1,409.
SAP B 16 M 4 ANT SIDE K	1,057.
SAP 50 B 16 M 4 ANT SIDE K	1,377.
SAP B 24 M 4 ANT SIDE K	1,140.
SAP 50 B 24 M 4 ANT SIDE K	1,460.
SAP B 16 L 4 ANT SIDE K	1,108.
SAP 50 B 16 L 4 ANT SIDE K	1,428.
SAP B 24 L 4 ANT SIDE K	1,191.
SAP 50 B 24 L 4 ANT SIDE K	1,511.

Order Code	Ordering Information	Mounting and Application Information
Example: SAP-B-16-S-4-ANT-SIDE-K-(118)-(R)	<i>Specify:</i> 1. Pattern number 2. Finish where required	See pp. 118 for comprehensive mounting and application information.
SAP-B-16-S-4-ANT-SIDE-K Sapper small beam kit on 16" mast with 4 movement joint slides and Antenna center beam side mount	Kits do not require any additional mounting specifications.	
118 R	<i>Knob Finish Option:</i> Red (R) Black (B)	<i>Antenna table center beam side mount finish option:</i> Jet Black (111) Brown (112) Dark Grey (113) Folkstone (114) Medium Grey (115) Sandstone (116) Soft Grey (117) Bright White (118) Dark Red (130) Slate Blue (131) Beige Mist Metallic (611) Medium Metallic Grey (612) Silver Metallic (613)

Sapper™ Monitor Arm Collection

Easy Order Double Beam Kits for 6 Monitors with Table Clamps

type	description
	50" double beam kit with 32" mast and 6 movement joint slides
	50" double beam kit with 32" mast and 6 Sapper 50 movement joint slides
	64" double beam kit with 32" mast and 6 movement joint slides
	64" double beam kit with 32" mast and 6 Sapper 50 movement joint slides
	76" double beam kit with 32" mast and 6 movement joint slides
	76" double beam kit with 32" mast and 6 Sapper 50 movement joint slides

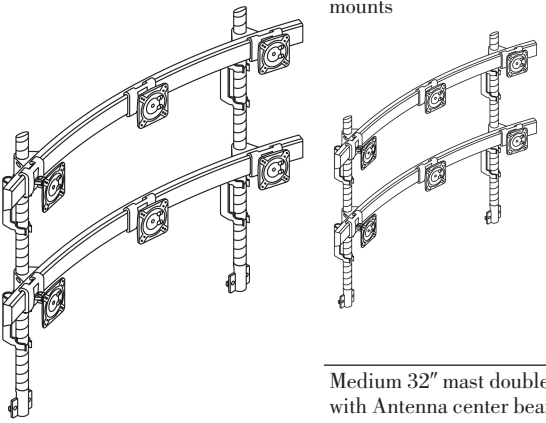
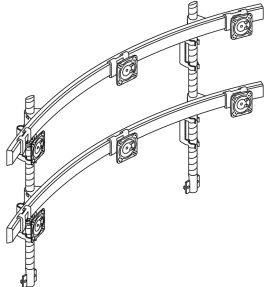
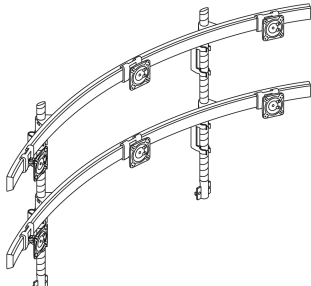
Kit includes everything needed to mount two beams to a worksurface table: two 32" masts, 2 heavy duty table clamps, 6 movement joint slides, 4 beam-to-mast mounts, 4 adjustment knobs, beam cable management clips, mast cable management clips and two beam options (see right for options)

pattern no.	list price
SAP B 32 S 6 CLMP HD K	\$1,653.
SAP 50 B 32 S 6 CLMP HD K	2,133.
SAP B 32 M 6 CLMP HD K	1,703.
SAP 50 B 32 M 6 CLMP HD K	2,183.
SAP B 32 L 6 CLMP HD K	1,752.
SAP 50 B 32 L 6 CLMP HD K	2,232.

Order Code	Ordering Information	Mounting and Application Information
Example: SAP-B-32-S-6-CLMP-HD-K-(R)	<i>Specify:</i> 1. Pattern number 2. Knob finish option	See pp. 118 for comprehensive mounting and application information.
SAP-B-32-S-6-CLMP-HD-K	Kits do not require any additional mounting specifications.	
R	<i>Knob Finish Option:</i> Red (R) Black (B)	

Sapper™ Monitor Arm Collection

Easy Order Double Beam Kits for 6 Monitors with Antenna Mounts

type	description
	50" double beam kit with 32" mast and 6 movement joint slides
	50" double beam kit with 32" mast and 6 Sapper 50 movement joint slides
	64" double beam kit with 32" mast and 6 movement joint slides
	64" double beam kit with 32" mast and 6 Sapper 50 movement joint slides
	76" double beam kit with 32" mast and 6 movement joint slides
	76" double beam kit with 32" mast and 6 Sapper 50 movement joint slides

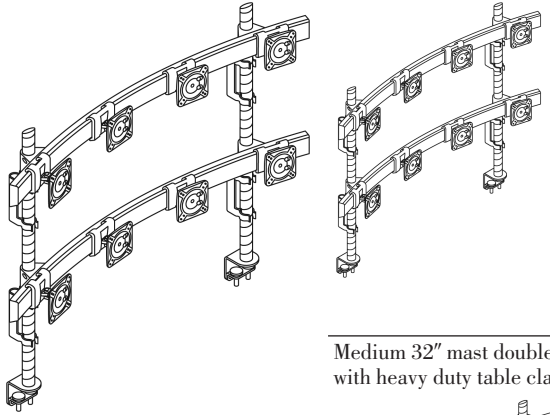
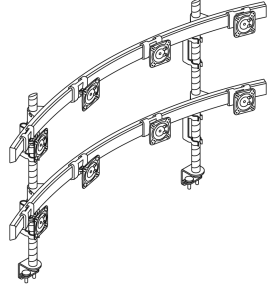
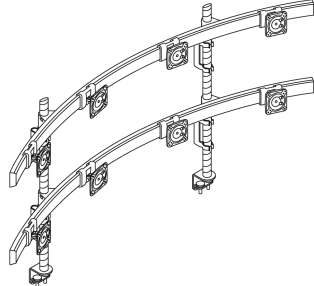
Kit includes everything needed to mount two beams to an Antenna workstation: two 32" masts, 2 Antenna center beam side mounts, 6 movement joint slides, 4 beam-to-mast mounts, 4 adjustment knobs, beam cable management clips, mast cable management clips and two beam options (see right for options)

pattern no.	list price
SAP B 32 S 6 ANT SIDE K	\$1,590.
SAP 50 B 32 S 6 ANT SIDE K	2,070.
SAP B 32 M 6 ANT SIDE K	1,640.
SAP 50 B 32 M 6 ANT SIDE K	2,120.
SAP B 32 L 6 ANT SIDE K	1,689.
SAP 50 B 32 L 6 ANT SIDE K	2,169.

Order Code	Ordering Information	Mounting and Application Information
Example: SAP-B-32-S-6-ANT-SIDE-K-(118)-(R)	<i>Specify:</i> 1. Pattern number 2. Finish where required	Antenna table center beam side mount finish option: Jet Black (111) Brown (112) Dark Grey (113) Folkstone (114) Medium Grey (115) Sandstone (116) Soft Grey (117) Bright White (118) Dark Red (130) Slate Blue (131) Beige Mist Metallic (611) Medium Metallic Grey (612) Silver Metallic (613)
SAP-B-32-S-6-ANT-SIDE-K Sapper 2 small beams kit on 32" mast with 6 movement joint slides and Antenna center beam side mount	Kits do not require any additional mounting specifications.	
118 Bright White	<i>Knob Finish Option:</i> Red (R) Black (B)	See pp. 118 for comprehensive mounting and application information.
R Red knob		

Sapper™ Monitor Arm Collection

Easy Order Double Beam Kits for 8 Monitors with Table Clamps

type	description
	50" double beam kit with 32" mast and 8 movement joint slides
	50" double beam kit with 32" mast and 8 Sapper 50 movement joint slides
	64" double beam kit with 32" mast and 8 movement joint slides
	64" double beam kit with 32" mast and 8 Sapper 50 movement joint slides
	76" double beam kit with 32" mast and 8 movement joint slides
	76" double beam kit with 32" mast and 8 Sapper 50 movement joint slides

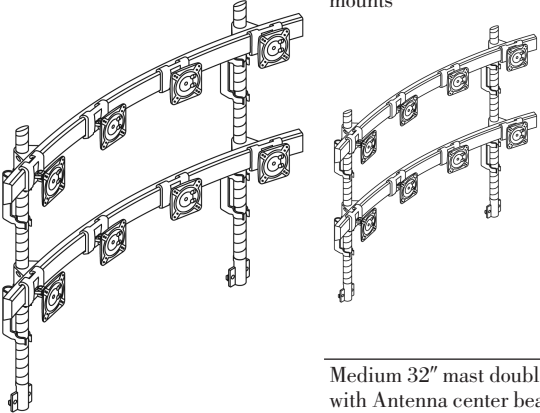
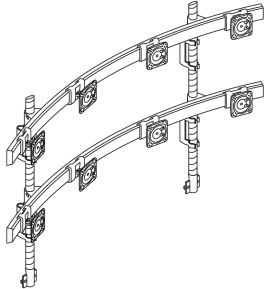
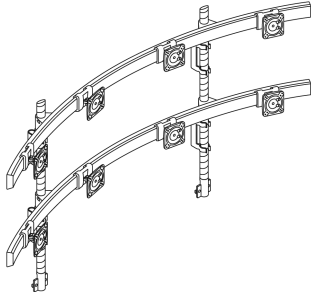
Kit includes everything needed to mount two beams to a worksurface table: two 32" masts, 2 heavy duty table clamps, 8 movement joint slides, 4 beam-to-mast mounts, 4 adjustment knobs, beam cable management clips, mast cable management clips and two beam options (see right for options)

pattern no.	list price
SAP B 32 S 8 CLMP HD K	\$1,758.
SAP 50 B 32 S 8 CLMP HD K	2,398.
SAP B 32 M 8 CLMP HD K	1,808.
SAP 50 B 32 M 8 CLMP HD K	2,448.
SAP B 32 L 8 CLMP HD K	1,857.
SAP 50 B 32 L 8 CLMP HD K	2,497.

Order Code	Ordering Information	Mounting and Application Information
Example: SAP-B-32-S-8-CLMP-HD-K-(R)	<i>Specify:</i> 1. Pattern number 2. Knob finish option	See pp. 118 for comprehensive mounting and application information.
SAP-B-32- Sapper 2 small beams	Kits do not require any additional mounting specifications.	
S-8- kit on 32" mast with 8		
CLMP-HD- movement joint slides		
K and heavy duty clamp		
R Red knob	<i>Knob Finish Option:</i> Red (R) Black (B)	

Sapper™ Monitor Arm Collection

Easy Order Double Beam Kits for 8 Monitors with Antenna Mounts

type	description
	50" double beam kit with 32" mast and 8 movement joint slides
	50" double beam kit with 32" mast and 8 Sapper 50 movement joint slides
	64" double beam kit with 32" mast and 8 movement joint slides
	64" double beam kit with 32" mast and 8 Sapper 50 movement joint slides
	76" double beam kit with 32" mast and 8 movement joint slides
	76" double beam kit with 32" mast and 8 Sapper 50 movement joint slides

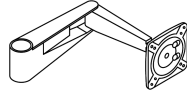






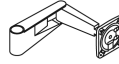

Kit includes everything needed to mount two beams to an Antenna workstation: two 32" masts, 2 Antenna center beam side mounts, 8 movement joint slides, 4 beam-to-mast mounts, 4 adjustment knobs, beam cable management clips, mast cable management clips and two beam options (see right for options)

pattern no.	list price
SAP B 32 S 8 ANT SIDE K	\$1,695.
SAP 50 B 32 S 8 ANT SIDE K	2,335.
SAP B 32 M 8 ANT SIDE K	1,745.
SAP 50 B 32 M 8 ANT SIDE K	2,385.
SAP B 32 L 8 ANT SIDE K	1,794.
SAP 50 B 32 L 8 ANT SIDE K	2,434.

Order Code	Ordering Information	Mounting and Application Information
Example: SAP-B-32-S-8-ANT-SIDE-K(118)-(R)	<i>Specify:</i> 1. Pattern number 2. Finish where required	See pp. 118 for comprehensive mounting and application information.
SAP-B-32-S-8-ANT-SIDE-K	Kits do not require any additional mounting specifications.	
118	<i>Knob Finish Option:</i> Red (R) Black (B)	<i>Antenna table center beam side mount finish option:</i> Jet Black (111) Brown (112) Dark Grey (113) Folkstone (114) Medium Grey (115) Sandstone (116) Soft Grey (117) Bright White (118) Dark Red (130) Slate Blue (131) Beige Mist Metallic (611) Medium Metallic Grey (612) Silver Metallic (613)
R		

Sapper™ Monitor Arm Collection

Monitor Arms and Brackets








	description
	Sleeve mount arm (arm with movement joint) 
<i>Arms and brackets can be ordered individually to easily reconfigure</i>	Single compact arm (with movement joint) 
	Single standard arm (with movement joint) 
	Double arm bracket (does not include arms, must order separately) 
	Triple support bracket (does not include arms, must order separately) 
	Quadruple monitor arm bracket (does not include arms, must order separately) 
	Single Sapper 50 arm (with movement joint) 
	Single Sapper 50 sleeve arm (with movement joint) 

pattern no.	silver finish list price	standard finish list price
SAP MA SL ()	\$61.	\$53.
SAP MA C	185.	132.
SAP MA S ()	182.	158.
SAP D BKT		79.
SAP 3 BKT		255.
SAP 4 BKT		158.
SAP MA 50S	385.	335.
SAP MA 50S SL	173.	150.

Order Code	Ordering Information	Mounting and Application Information
Example: SAP-MA-S-115	<i>Specify:</i>	See pp. 118 for comprehensive mounting, application and construction information.
SAP-MA-S Sapper single standard monitor arm	1. Pattern number 2. Finish where required	USA made standard monitor arm is available in a silver finish for a \$105 upcharge by specifying a 613 finish. The standard arm with a 613 finish is BAA-(Buy American Act) and TAA- compliant (Trade Agreements Act).
115 Medium Grey	Kits do not require any additional mounting specifications. <i>Standard Monitor Arm Finish Options:</i> Jet Black (111) Medium Grey (115) Bright White (118) <i>Silver Standard Monitor Arm Finish Option:</i> Silver (SILV) <i>Silver Finish Option:</i> Silver (613)	

Sapper™ Monitor Arm Collection

Movement Joints and VESA Plate Adaptors



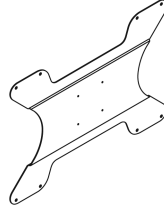
	description
	Movement joint (includes fast release pin) 
<i>Beam movement joint slides can be ordered individually to easily reconfigure</i>	Sapper 50 movement joint (includes fast release pin) 
	Beam movement joint slide (includes movement joint with fast release pin) 
	Sapper 50 beam movement joint slide (includes movement joint with fast release pin) 
	100 X 200 VESA plate adaptor (does not include movement joint) 
	200 X 200 VESA plate adaptor (does not include movement joint) 

pattern number	list price
SAP MJ	\$48.
SAP MA 50S MJ	100.
SAP B MJ	82.
SAP B MJ 50	160.
SAP VESA 100 200	56.
SAP VESA 200 200	71.

Order Code	Ordering Information	Mounting and Application Information
Example: SAP-MJ SAP-MJ Sapper movement joint	<i>Specify:</i> 1. Pattern number	See pp. 118 for comprehensive mounting, application and construction information.

Sapper™ Monitor Arm Collection

Movement Joints and VESA Plate Adaptors

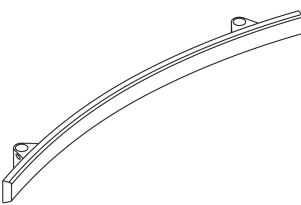
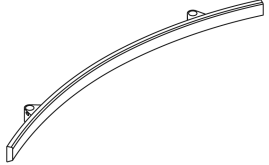
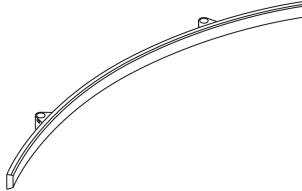
	description
 <p>Beam movement joint slides can be ordered individually to easily reconfigure</p>	<p>300 X 300 VESA plate adaptor (does not include movement joint)</p> 
	<p>400 X 400 VESA plate adaptor (does not include movement joint)</p> 

pattern number	list price
SAP VESA 300 300	\$85.
SAP VESA 400 400	100.

Order Code	Ordering Information	Mounting and Application Information
<p>Example: SAP-MJ SAP-MJ Sapper movement joint</p>	<p>Specify: 1. Pattern number</p>	<p>See pp. 118 for comprehensive mounting, application and construction information.</p>

Sapper™ Monitor Arm Collection

Beams

type	description
 <p>Small beam</p>	50" beam (includes mast-to-beam bracket and 6 beam cable management clips)
 <p>Medium beam</p>	64" beam (includes mast-to-beam bracket and 8 beam cable management clips)
 <p>Large beam</p>	76" beam (includes mast-to-beam bracket and 10 beam cable management clips)






Beam comes with mast-to-beam brackets and beam cable management clips. Order mounting option, mast option and movement joint slides separately for full mounting solution.

pattern no.	list price
SAP B S	\$459.
SAP B M	510.
SAP B L	561.

Order Code	Ordering Information	Mounting and Application Information
Example: SAP-B-S SAP-B-S Sapper small beam	Specify: 1. Pattern number	See pp. 118 for comprehensive mounting and application information.

Sapper™ Monitor Arm Collection

Masts

description
8" Mast (includes adjustment knob and 1 cable management clip)

12" Mast (includes adjustment knob and 2 cable management clips)

16" Mast (includes adjustment knob and 2 cable management clips)

24" Mast (includes adjustment knob and 2 cable management clips)

32" Mast (includes 2 adjustment knobs and 4 cable management clips)




Masts come in various sizes to accommodate different monitor mounting solutions

pattern no.	list price
SAP MST 8	\$73.
SAP MST 12	79.
SAP MST 16	84.
SAP MST 24	126.
SAP MST 32	189.

Order Code






Example: **SAP-MST-12**
SAP-MST- Sapper 12" mast
12

Mounting and Application Information

See pp. 118 for comprehensive mounting, application and construction information.

Sapper™ Monitor Arm Collection

Adjustment Knobs and Mast Cable Management Clips

	description
	Adjustment knob 
<i>Adjustment knobs and cable management clips can be ordered individually</i>	Mast cable management clips (set of 10) 
	Beam cable management clips (set of 10) 
	Beam mast cable management clips (set of 2) 

pattern no.	list price
SAP MST KNB ()	\$15.
SAP MST CM	21.
SAP B CM	20.
SAP B MST CM	31.










Order Code	Ordering Information	Mounting and Application Information
Example: SAP-MST-KN-(B) SAP-MST- Sapper adjustment knob KNB B Black knob	<i>Specify:</i> 1. Pattern number 2. Finish where required <i>Knob Finish Option:</i> Red (R) Black (B)	See pp. 118 for comprehensive mounting and application information.

Sapper™ Monitor Arm Collection

Mounting Options



Thirteen interchangeable mounting options provide ultimate flexibility









description
Two-piece Table Clamp Mount 
Deep Table Clamp Mount 
Heavy Duty Clamp Mount 
Grommet Mount 
Fixed Table Mount 
Crinion Open Table Center Channel Mount 
Dividends Horizon Benching Mount 
Antenna Table Center Beam Center Mount 
Antenna Table Center Beam Side Mount 

pattern no.	list price
SAP CLMP	\$58.
SAP CLMP DP	90.
SAP CLMP HD	84.
SAP GRMT	61.
SAP FTM	42.
SAP COT	42.
SAP DH	110.
SAP ANT CTR	47.
SAP ANT SIDE ()	53.

Order Code	Ordering Information	Mounting and Application Information
Example: SAP-CLMP	<i>Specify:</i>	See pp. 118 for comprehensive mounting, application and construction information.
SAP-CLMP Sapper table clamp	1. Pattern number 2. Finish where required	
		<i>Antenna table center beam side mount finish options:</i> Jet Black (111) Brown (112) Dark Grey (113) Folkstone (114) Medium Grey (115) Sandstone (116) Soft Grey (117) Bright White (118) Dark Red (130) Slate Blue (131) Beige Mist Metallic (611) Medium Metallic Grey (612) Silver Metallic (613)

Sapper™ Monitor Arm Collection

Mounting Options

	description
 <p>Thirteen interchangeable mounting options provide ultimate flexibility</p>	Slat Wall Mast Mount 
	Direct Slat Wall Mount 
	Wall Mast Mount 
	Direct Wall mount 
	Compact Arm Direct Slat Wall Mount 
	Compact Arm Direct Wall Mount 
	Sapper 50 Direct Wall Mount 

pattern no.	list price
SAP SW MST	\$73.
SAP SW DIR	79.
SAP WL MST	69.
SAP WL DIR	73.
SAP SW DIR C	73.
SAP WL DIR C	68.
SAP 50 WL DIR	125.

Order Code	Ordering Information	Mounting and Application Information
Example: SAP-CLMP SAP-CLMP Sapper table clamp	<i>Specify:</i> 1. Pattern number 2. Finish where required	<i>Antenna table center beam side mount finish options:</i> Jet Black (111) Brown (112) Dark Grey (113) Folkstone (114) Medium Grey (115) Sandstone (116) Soft Grey (117) Bright White (118) Dark Red (130) Slate Blue (131) Beige Mist Metallic (611) Medium Metallic Grey (612) Silver Metallic (613)

See pp. 118 for comprehensive mounting, application and construction information.

Mounting and Application Information:

All Sapper standard monitor arms:

- Maximum weight of 20 lbs * per arm, weight limits vary by mounting option
- Ship standard with fast release movement joint
- Offer 165 degrees of monitor tilt up and down, 180 degrees of swivel left and right and 360 degrees of rotation for portrait and landscape viewing
- Fold into themselves to be highly compact at (only 2 7/8" when fully compressed)
- Are durable and lightweight (standard arm weighs only 2.6 pounds)

All Sapper 50 monitor arms:

- Maximum weight of 50 lbs per arm, weight limits vary by mounting option
- Ship standard with fast release movement joint
- Offer 117 degrees of monitor tilt up and down, 180 degrees of swivel left and right and 360 degrees of rotation for portrait or landscape viewing
- Fold into themselves to be highly compact (only 4.75" when fully compressed)

*Please note this limit accommodates up to 95% of monitors on the market. There is not a specific monitor size maximum limitation for a single Sapper monitor arm. A larger size (e.g., 24" widescreen) does not necessarily equate to a higher weight monitor. It is key to understand the application to know if a certain size monitor will fit within a space and/or if there are multiple monitors. Also, it is important to note weight limitations vary by application. See details below.

Weight Limits:

Weight limitations for individual mounting options are outlined below. Taken together (both the mounting option weight limit and the individual arm limit) you can determine the best mounting approach for your client given the number of monitors they desire to mount and the weight of those monitors. Weight limits are outlined by mounting option on the next few pages.

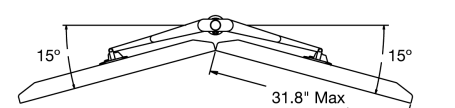
For example, if you want to mount two monitors on a worksurface with a grommet mount and each of those monitors weighs 18 lbs (2 monitors x 18 lbs each equals 36 lbs total), we can accommodate that with the 45 lbs weight limit for the 24" mast on a grommet mount and the 20 lbs limitation for each arm. However, we cannot accommodate three monitors weighing 18 lbs each (3 monitors x 18 lbs each equals 54 lbs total) with a 24" mast on a grommet mount, because the maximum weight limitation on a single mast is 45 lbs for this mount.

Size Limits:

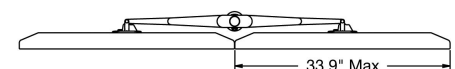
Monitor Arms

There is no specific maximum size for a single arm solution (outside the limitations of the space in which you are trying to put it). When mounting two monitors, the maximum outer horizontal width per monitor is 31.8" for a cockpit solution or 33.9" for a flat positioning flush next to each other. For three monitors, the maximum outer

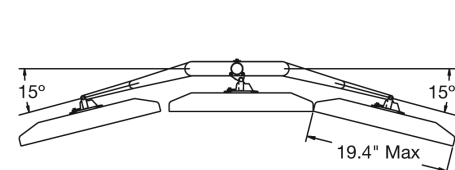
horizontal width per monitor is 19.4" for a cockpit solution or 20.5" for a flat positioning flush next to each other in a row. Clients can accommodate larger screen monitors in triples by turning monitor screens to a portrait position.



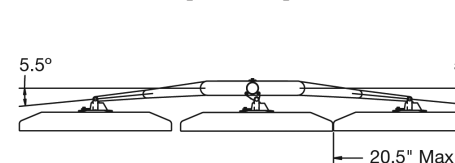
Double Cockpit



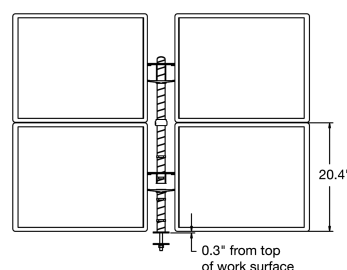
Double Flat



Triple Cockpit



Triple Flat



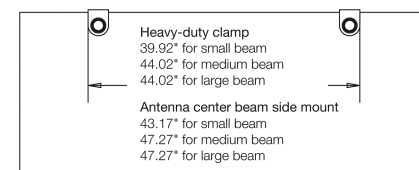
Maximum Monitor Height on a 32" Mast for Double Stacked Monitors

Please note while four monitors (two-on-two) are shown above, the height limitation apply to six monitor (three-on-three) configurations as well.

KEY NOTE: Flat panel monitor manufacturers refer to their products by diagonal screen measurements. So a 19" widescreen monitor has a 19" screen measured diagonally, but is not necessarily 19" in horizontal width (refer to manufacturers specifications for specific overall height and width).

Beams

For beam solutions, the length of the desktop or Antenna center beam must be at least the width between the outside of the two mounts. For the heavy duty mount, this distance is 39.92" for the small beam, and 44.02" for the medium and large beams. For the Antenna center beam side mount, this distance is 43.17" for the small beam and 47.27" for the medium and large beams. The length of the workspace in both scenarios must be at least the length of the beam. If monitors extend beyond the end of the beam, additional workspace is required. For additional size guidelines and limitations, please see the Easy Order Beam Kit Guide.



Monitor Mounting:

All Sapper monitor arms are compatible with the international Video Electronics Standard Association (VESA) industry interface standard (75 mm x 75 mm and 100 mm x 100 mm hole patterns or 2.95" x 2.95" and 3.94" x 3.94") adopted by most panel manufacturers. VESA compliance is a requirement to mount any monitor to a monitor arm. Please note our monitor plates come standard with both 75 mm x 75 mm and 100 mm x 100 mm holes. If your customer has a recessed monitor back with only 75 mm x 75 mm holes, additional spacers will be needed to ensure proper fit. Contact Customer Service for more details including part and pricing information.

Some larger (over 22" wide) widescreen monitors now come with the larger VESA standard (200 mm x 100 mm or 200 mm x 200 mm) which can be accommodated by ordering the VESA Plate Adaptors in the price list.

Knoll and its dealers will not take the responsibility for mounting the monitor to the arm. The end user's IT department must confirm VESA mounting compliance and mount the monitor to the arm using customer's own screws. The most common screws are M5 x 8mm and M5 x 10mm.

Please follow installation instructions closely (available in each kit box shipped as well as on Knoll Exchange).

Apple Computer Note:

Apple iMacs are not VESA compliant. To mount an iMac or LED Cinema Display to a Sapper arm requires a customer to purchase a Cinema Display VESA Mount Adapter Kit from Apple. The adapter kit comes standard with a 100 mm x 100 mm hole pattern and can be purchased online at apple.com

Clamp Mounting:

Two-Piece Table Clamp Mounting:

The standard two-piece table clamp is easy to install or retrofit and works on most worksurfaces or desks that are a minimum of 1 1/8" thick solid core. The maximum worksurface thickness is 2 3/4". There are four settings to accommodate a range of worksurface thicknesses. For the fourth setting to accommodate the thickest worksurfaces you must invert the lower mounting plate to allow the mount to clamp the maximum 2 3/4". It is important to mock up the table clamp, particularly on competitive product to ensure a proper fit. The clamp is not compatible with Morrison Network.

Deep Table Clamp Mounting:

This clamp is one piece and works on most surfaces. The deep table clamp mount is intended to clear most knife-edge (45 degree angle) desks or worksurfaces.

Heavy-Duty Table Clamp Mounting:

This clamp is intended for heavier weight applications. Please note that individual monitor arm weight limitations still apply.

Grommet Mounting:

With all systems furniture, it is important to pass monitor and peripheral plugs through grommet mount cover while it is still loose. Please note the grommet mount is compatible with Morrison, Autostrada, Reff, Propeller, Scope and Wa, but is not compatible with the Graham Collection or Dividends Horizon grommet holes. To use on Morrison Network, spacers must be requested through Customer Service. The required cutout in the worksurface is 3" x 1.77", which includes room for the threaded stud (actual hole in the grommet plate is 2" x 1.77").

Fixed Table Mounting:

Installers will need to drill a permanent hole into the worksurface so the mast will be fixed to a dedicated location on the worksurface. Please note with this mounting, the mast will not be able to be moved without leaving a permanent hole. The worksurface must be of adequate structure and we recommend a minimum of 1 1/8" thick solid core for adequate structural integrity. Knoll cannot be held responsible for the structural integrity of non-Knoll worksurfaces.

Crinion Open Table Center Channel Mounting:

This mount is intended to provide maximum worksurface or desk usage by mounting to the center channel. Note that when used for individuals, you will need to stagger users across the table.

Dividends Horizon Benching Mounting:

This mount is intended to provide maximum worksurface or desk usage by mounting in between worksurfaces. It clamps to worksurfaces ranging from 3/8" to 1 5/8". Note that when used for individuals, you will need to stagger users across the table. This mount is designed for use with Dividends Horizon flat profile panel trim, and is not compatible with radius profile.

Antenna Table Center Beam Center Mounting:

This mount is intended to provide maximum worksurface or desk usage by mounting to the center beam. Note that when used for individuals, you will need to stagger users across the table.

Antenna Table Center Beam Side Mounting:

This mount allows you to clear the flip door while allowing for maximum worksurface usage and individual height adjustment without the need to stagger users. Please note a screen can be mounted in the center beam with a monitor arm in front of it. The fit will be snug and flush with the screen.

Slat Wall Mast Mounting:

For single monitor mounting, you can use either the slat wall mast mount or direct slat wall mount. For double or triple monitor mounting, you must use the slat wall mast mount. The slat wall direct mount cannot be used for multiple monitors.

Works with most Knoll slat board and slat wall profiles, however, load ratings vary across products and mounting approaches. Please review product breakdown on the following pages to ensure compatibility with your specific application needs.

Orchestra/KnollExtra slat board must be mounted to an architectural wall if a flat panel monitor arm is to be mounted to it. You can only use this slat board when it is wall-mounted as outlined below. Knoll cannot be held responsible for the structural integrity of a wall so please work with clients to ensure their wall is structurally sound to hold the slat board, the arm configuration and the monitor weight.

Slat Wall Direct Mounting (for both standard and compact arm):

For single monitor mounting, you can use either the slat wall mast mount or direct slat wall mount. For double or triple monitor mounting, you must use the slat wall mast mount. The slat wall direct mount cannot be used for multiple monitors.

Please note that the Compact Arm Direct Wall Mount is specific to the compact arm. You cannot use the standard mount with the compact arm or a standard arm with the compact mount.

Works with most Knoll slat board and slat wall profiles, however, load ratings vary across products and mounting approaches. Please review product breakdown on the following pages to ensure compatibility with your specific application needs.

Orchestra/KnollExtra slat board must be mounted to an architectural wall if a flat panel monitor arm is to be mounted to it. You can only use this slat board when it is wall-mounted as outlined below. Knoll cannot be held responsible for the structural integrity of a wall so please work with clients to ensure their wall is structurally sound to hold the slat board, the arm configuration and the monitor weight.

Direct Wall Mast Mounting:

For single monitor mounting, you can use either the direct wall mast mount or direct wall mount. For double or triple monitor mounting, you must use the wall mast mount. The direct wall mount cannot be used for multiple monitors.

For use on architectural walls only as outlined further on this page. Knoll cannot be held responsible for the structural integrity of a wall so please work with clients to ensure their wall is structurally sound to hold the arm configuration and the monitor weight. See above for weight limits if mounting slat wall to an architectural wall.

Direct Wall Mounting (for both standard and compact arm):

For single monitor mounting, you can use either the direct wall mast mount or direct wall mount. For double or triple monitor mounting, you must use the wall mast mount. The direct wall mount cannot be used for multiple monitors.

Please note that the Compact Arm Direct Wall Mount is specific to the compact arm. You cannot use the standard mount with the compact arm or a standard arm with the compact mount.

For use on architectural walls only as outlined further on this page. Knoll cannot be held responsible for the structural integrity of a wall so please work with clients to ensure their wall is structurally sound to hold the arm configuration and the monitor weight. See above for weight limits if mounting slat wall to an architectural wall.

Sapper 50 Direct Wall Mounting (for Sapper 50 monitor arm):

For single monitor mounting, you can use either the direct wall mast mount or direct wall mount.

Please note that the Sapper 50 Direct Wall Mount is specific to the Sapper 50 arm. You cannot use the standard mount with the Sapper 50 arm or a standard arm with the Sapper 50 mount.

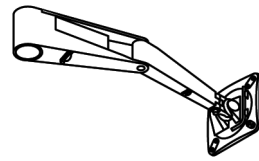
For use on architectural walls only as outlined further on this page. Knoll cannot be held responsible for the structural integrity of a wall so please work with clients to ensure their wall is structurally sound to hold the arm configuration and the monitor weight.

Cable Management:

Monitor Arms

External cable management allows for easy installation and removal of monitors. There are gates under the arm that will contain wires from the monitor to plastic cable management clips that go on the mast to keep wires tidy to the electrical socket.

Gates

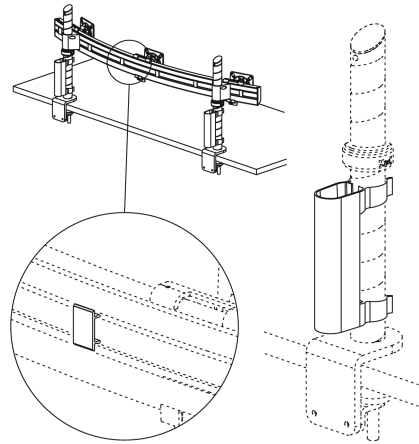


Clips



Beams

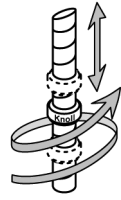
For the beam solutions, there are beam cord management clips on the back of the beam (6 on the small, 8 on the medium, 10 on the large) that can hold wires from the monitor to the mast cable management. The beam mast cable management is wider than the standard mast cable management to accommodate multiple monitor wires.



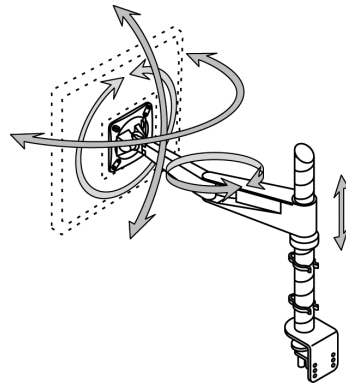
Adjustment:

The Sapper monitor arm collection offers intuitive adjustment. To adjust the height, you simply manually lift the arm and twist the adjustment knob like a screw up or down the mast to a comfortable setting. The easiest way to lift the monitor is to fold it in before making the adjustment. To adjust the depth, you can move the arm in or out. You can also rotate the monitor 360 degrees for landscape or portrait viewing and adjust the swivel back and forth 180 degrees and tilt up and down 165 degrees. The arm folds in and out from 2 7/8" fully compressed to approximately 17" when fully extended.

Height Adjustment



Rotation, Swivel, Tilt and Depth Adjustment

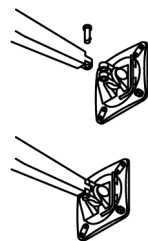


Fast Release:

Monitor Arms

Allows for swift installation and removal of flat panel monitors by merely popping the quick release pin up to remove monitor with movement joint/back plate attached.

Fast Release



Beams

Allows for swift installation and removal of flat panel monitors by merely pulling the bottom of the movement joint slide toward the user from the beam while lifting the top of the monitor up.

For installations with Fast Release Wall Cords, simply pull the cord down while lifting the top of the monitor up.

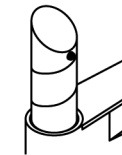
Theft Deterrence:

All movement joints come with a set screw within the fast release pin, to prevent fast release if so desired. Also there is a set screw at the top of the mast to deter removal of the entire arm and monitor from the mast.

Deactivate Fast Release with Set Screw



Set Screw to Prevent Arm Removal



Compatibility:

The Sapper Monitor Arm Collection is not compatible with the Wishbone Flat Panel Monitor Support System (i.e., Wishbone, Zorro or Rotation arms, posts, tool bars, brackets, mounting, etc.). They have been designed independently and as such parts from one system cannot be used with the other.

Monitors cannot be mounted on KnollExtra®/Orchestra® load bars.

Installation Instructions:

Comprehensive installation instructions will be shipped with product and are also available on Knoll Exchange for easy reference.

Construction:

Arm: die cast aluminum with a cold rolled steel top plate

Mast: anodized aluminum extrusion

Beam: satin anodized extruded aluminum

Adjustment knob: nylon undermold with a TPU overmold

Movement joint (includes fast release monitor plate): plastic bushings, zinc and plastic molded plastic tilt friction components and glass filled nylon VESA plate

Movement joint slide: aluminum, powder coated silver

VESA plate adaptors: steel

Table clamp, grommet mount, fixed table mount, COT Center channel mount, DH Benching mount, Antenna center beam center mount: steel

Slat wall and wall mounts (both mast mount and direct, both standard and compact sizes): die cast aluminum with steel back plates

Double arm bracket: die cast aluminum, steel top plate, extruded aluminum posts, plastic upper and lower bushings

Triple support arm bracket: die cast aluminum, steel top plate, extruded aluminum posts, plastic upper and lower bushings

Mast-to-beam bracket: aluminum, powder coated silver

Cable management: transparent polycarbonate clips on the mast and beam; plastic gates under standard arms

Antenna and Quadruple support arm bracket: die cast aluminum

Two-Piece Table Clamp, Deep Table Clamp, Heavy-Duty Table, Clamp, Grommet, Fixed Table, Crinion Open Table Center Channel, Dividends Horizon Benching and Antenna Center Beam Table Mounting: steel

Antenna Table Center Beam Side Mounting: die-cast Aluminum

Slat Wall and Wall Mounts both Direct Mast Mounting, Direct Mounting and Sapper 50 Direct Mounting (for both standard and compact arms): Die-cast Aluminum with steel back plates

Quadruple arm bracket: Die-cast Aluminum

Sapper™ Monitor Arm Collection

Mounting, Construction and Application Information

Sapper Monitor Arm Collection Mounting Options by Product Line

	Two-Piece Table Clamp	Deep Table Clamp	Heavy Duty Table Clamp	Grommet Mount	Fixed Table Mount	Crinion Open Table Center Channel Mount	Dividends Horizon Benching Mount	Antenna Center Beam Center / Side Mounts	Slat Wall* Direct Wall Mounts*
Morrison	Yes	Yes	Yes	Yes	Yes	No	No	No	No
Morrison Network	No	No	No	Yes, but needs spacer through CPD	Yes	No	No	No	No
Currents	Yes	Yes	Yes	Yes	Yes	No	No	No	Yes
Autostrada AS1	Yes (non tapered edge only)	Yes	Yes	Yes	Yes	No	No	No	Yes
Autostrada AS2	Yes (non tapered edge only)	Yes	Yes	Yes	Yes	No	No	No	No
Autostrada AS3	Yes (non tapered edge only)	Yes	Yes	Yes	Yes	No	No	No	Yes
Crinion Open Table / AS4	Yes (non tapered edge only)	Yes	Yes	No	Yes	Yes	No	No	Yes**
Reff	Yes	Yes	Yes	Yes	Yes	No	No	No	No
Dividends Horizon	Yes	Yes	Yes	No	Yes	No	Yes	No	Yes**
Equity	Yes	Yes	Yes	No	Yes	No	No	No	No
Cascade Edge Worksurfaces	Yes (non tapered edge only)	Yes	Yes	Yes	Yes	No	No	No	No
Template	Yes	Yes	Yes	No	Yes	No	No	No	No
Graham Collection	Yes	Yes	Yes	No	Yes	No	No	No	No
Antenna	Yes	Yes	Yes	Yes	Yes	No	No	Yes	No
Upstart	Yes	Yes	Yes	No	Yes	No	No	No	No
Interaction	Yes	Yes	Yes	No	Yes	No	No	No	No
Magnusson	Yes	Yes	Yes	Yes	Yes	No	No	No	No
Propeller	Yes	Yes	Yes	Yes	Yes	No	No	No	No

*See Slat Wall and Direct Wall Weight Limits and Notes in the following chart.

**Not an option for Sapper 50 monitor arm.

Slat Wall Mounting Weight Limits

Note: Weight limit per arm is 20 lbs. for standard, compact and sleeve monitor arms unless weight limit for mounting option specified is less.
Weight limit per arm is 50 lbs. for Sapper 50 arm and Sapper 50 sleeve unless weight limit for mounting option specified is less.

	Currents Spine / Autostrada AS1 Spine			Autostrada Applied Wall / AS3			Dividends Horizon panel			KnollExtra / Orchestra® slat			Crinion Open Table Center Screen			Reff / Autostrada AS2 P Vertical Panel		
	Standard, Compact, Sleeve	Sapper 50 arm	Sapper 50 sleeve	Standard, Compact, Sleeve	Sapper 50 arm	Sapper 50 sleeve	Standard, Compact, Sleeve	Sapper 50 arm	Sapper 50 sleeve	Standard, Compact, Sleeve	Sapper 50 arm	Sapper 50 sleeve	Standard, Compact, Sleeve	Sapper 50 arm	Sapper 50 sleeve	Standard, Compact, Sleeve	Sapper 50 arm	Sapper 50 sleeve
Direct Mount	20 lbs.	Not an option	Not an option	20 lbs.	Not an option	Not an option	20 lbs.	Not an option	Not an option	20 lbs.	Not an option	Not an option	15 lbs.	Not an option	Not an option	20 lbs.	Not an option	Not an option
Mast Mount																		
8" Mast	60 lbs.	22.5 lbs.	50 lbs.	60 lbs.	22.5 lbs.	50 lbs.	10 lbs.	Not an option	Not an option	45 lbs.	22.5 lbs.	45 lbs.	15 lbs.	Not an option	Not an option	60 lbs.	27.5 lbs.	50 lbs.
12" Mast	60 lbs.	Not an option	50 lbs.	60 lbs.	Not an option	50 lbs.	7.5 lbs.	Not an option	Not an option	45 lbs.	22.5 lbs.	45 lbs.	10 lbs.	Not an option	Not an option	60 lbs.	25 lbs.	50 lbs.
16" Mast	50 lbs.	Not an option	50 lbs.	50 lbs.	Not an option	50 lbs.	5 lbs.	Not an option	Not an option	30 lbs.	22.5 lbs.	30 lbs.	5 lbs.	Not an option	Not an option	60 lbs.	25 lbs.	50 lbs.
24" Mast	30 lbs.	Not an option	50 lbs.	30 lbs.	Not an option	30 lbs.	Not an option	Not an option	Not an option	15 lbs.	Not an option	Not an option	Not an option	Not an option	Not an option	60 lbs.	22.5 lbs.	50 lbs.
32" Mast	20 lbs.	Not an option	50 lbs.	20 lbs.	Not an option	20 lbs.	Not an option	Not an option	Not an option	15 lbs.	Not an option	Not an option	Not an option	Not an option	Not an option	60 lbs.	20 lbs.	50 lbs.
	Note: No maximum total load limit.			Note: Mounting requires special mount plate through CPD as slat wall pitch is different than other AS product; No maximum total load limit.			Note: Maximum total load limit is 30 lbs. per slat wall.			Note: Can only be mounted on a structural architectural wall; Must use one Orchestra® wall mount bracket (OR-BKT-WM) per arm installed on 24" on center maximum; No maximum total load limit.			Note: Can only be used in combination with the Autostrada buttress (see AS price list); Must be used with COT mid-span support positioned under each buttress; Maximum total load limit is 45 lbs. per screen face. Weight limits above are per face or side of screen.			Note: Must use AS WRB slatwall reinforcement bracket.		

Mounting Option Weight Limits

Mounting Option	Weight Limit								
	8" & 12" & 16"			24"			32"		
	Standard arm, Compact arm, Sleeve arm	Sapper 50	Sapper 50 sleeve arm	Standard arm, Compact arm, Sleeve arm	Sapper 50	Sapper 50 sleeve arm	Standard arm, Compact arm, Sleeve arm	Sapper 50	Sapper 50 sleeve arm
Two-Piece Table Clamp*	60 lbs.	50 lbs.	50 lbs.	75 lbs.	40 lbs.	50 lbs.	75 lbs.	35 lbs.	50 lbs.
Deep Table Clamp*	60 lbs.	50 lbs.	50 lbs.	75 lbs.	42 lbs.	50 lbs.	75 lbs.	42 lbs.	50 lbs.
Heavy Duty Table Clamp*	60 lbs.	50 lbs.	50 lbs.	120 lbs.	42 lbs.	50 lbs.	120 lbs.	40 lbs.	50 lbs.
Grommet Mount	60 lbs.	50 lbs.	50 lbs.	45 lbs.	45 lbs.	100 lbs.	45 lbs.	40 lbs.	100 lbs.
Fixed Table Mount	80 lbs.	50 lbs.	50 lbs.	85 lbs.	50 lbs.	100 lbs.	85 lbs.	50 lbs.	100 lbs.
Crinion Open Table Center Channel Mount	60 lbs.	50 lbs.	50 lbs.	40 lbs.	40 lbs.	50 lbs.	40 lbs.	35 lbs.	50 lbs.
Dividends Horizon Benching Mount	60 lbs.	50 lbs.	50 lbs.	40 lbs.	40 lbs.	50 lbs.	40 lbs.	35 lbs.	50 lbs.
Antenna Center Beam Center Mount	80 lbs.	50 lbs.	50 lbs.	100 lbs.	50 lbs.	100 lbs.	100 lbs.	50 lbs.	100 lbs.
Antenna Center Beam Side Mount*	60 lbs.	50 lbs.	50 lbs.	100 lbs.	50 lbs.	100 lbs.	100 lbs.	50 lbs.	100 lbs.

Note: For standard, compact and sleeve arms, mast heights 8", 12" and 16" maximum load limit achieved using quadruple monitor arm bracket. 24" and 32" mast maximum load limit achieved using quadruple monitor arm bracket or stacking arms.

Note: For Sapper 50 arms, mast heights 8", 12" and 16" maximum load limit achieved using single arm. 24" and 32" mast maximum load limit achieved using single arm or stacking arms.

Note: single/double/triple/quadruple solutions can hold 20 lbs. per arm, Sapper 50 can hold up to 50 lbs. per arm

*Quadruple monitor arm not an option.

Wall Mounting Weight Limits

Note: Weight limit per arm is 20 lbs., unless weight limit for mounting option specified is less.

Note: Weight limit per arm is 50 lbs., unless weight limit for mounting option specified is less.

	Standard arm, Compact arm, Sleeve arm	Sapper 50	Sapper 50 sleeve arm
Direct Mount	20 lbs.	50 lbs.	50 lbs.
Mast Mount:			
8" Mast	75 lbs.	50 lbs.	50 lbs.
12" Mast	75 lbs.	47.5 lbs.	50 lbs.
16" Mast	75 lbs.	45 lbs.	50 lbs.
24" Mast	75 lbs.	42.5 lbs.	100 lbs.
32" Mast	70 lbs.	32.5 lbs.	100 lbs.

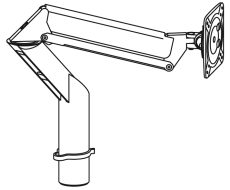
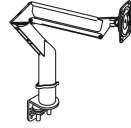
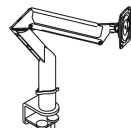

Sapper Multiple Monitor Beam Solutions Weight Limits and Mounting Notes

Item	Standard movement joint slide	Sapper 50 movement joint slide
One row (3-4 monitors):		
Small beam on 16" mast	100 lbs	200 lbs
Small beam on 24" mast	100 lbs	200 lbs
Medium beam on 16" mast	100 lbs	200 lbs
Medium beam on 24" mast	100 lbs	200 lbs
Large beam on 16" mast	100 lbs	200 lbs
Large beam on 24" mast	100 lbs	200 lbs
Two rows (6-8 monitors):		
2 small beams on 32" mast	200 lbs	200 lbs
2 medium beams on 32v mast	200 lbs	200 lbs
2 large beams on 32" mast	200 lbs	200 lbs

*Note: You can purchase pieces outside of kits and support additional monitors that will physically fit, only up to weight limits listed. 20 lbs per standard monitor mount, 50 lbs per Sapper 50 monitor mount

Sapper XYZ™ Monitor Arm

Easy Order Kits

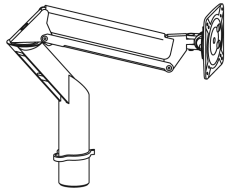
	type	description
 <p><i>Kit includes everything needed to mount one monitor to a worksurface: Sapper XTZ monitor arm, movement joint, cable management clips and mounting option (see right for options).</i></p>	 <p>Two-piece Table Clamp Mount</p>	Sapper XYZ monitor arm table clamp kit
	 <p>Deep Table Clamp Mount</p>	Sapper XYZ monitor arm deep table clamp kit
	 <p>Grommet Mount</p>	Sapper XYZ monitor arm grommet mount kit

pattern no.	silver finish list price	standard finish list price
XYZ MA S CLMP K ()	\$437.	\$380.
XYZ MA S CLMP DP K ()	511.	445.
XYZ MA S GRMT K ()	449.	390.

Order Code	Ordering Information	Mounting and Application Information
Example: XYZ-MA-S-CLMP-K-(111)	<i>Specify:</i>	<i>Mount Finish Option Note:</i>
XYZ Sapper XYZ	1. Pattern number	All mounting options come in a black finish, with the exception of the Antenna Center Beam Side Mount which will come in the same finish color that was specified for the arm.
MA Monitor arm	2. Finish	<i>Arm Finish Option Note:</i>
S Single arm	Kits do not require any additional mounting specifications.	All monitor arm finishes are monochromatic with the exception of Bright White, which has a light grey shroud.
CLMP Two-piece table clamp mounting option	<i>Standard Monitor Arm Finish Options:</i>	
K Kit	Jet Black (111)	
111 Jet Black Finish	Medium Grey (115)	
	Bright White (118)	
	<i>Silver Monitor Arm Finish Option:</i>	
	Silver (613)	

Sapper XYZ™ Monitor Arm

Easy Order Kits








	type	description
 <p>Kit includes everything needed to mount one monitor to a worksurface: Sapper XTZ monitor arm, movement joint, cable management clips and mounting option (see right for options).</p>	Fixed Table Mount	Sapper XYZ monitor arm fixed table mount kit
	Antenna Center Beam Side Mount	Sapper XYZ monitor arm Antenna center beam side mount kit
	Dual Two-Piece Table Clamp Mount	Dual Sapper XYZ monitor arm table clamp kit

pattern no.	silver finish list price	standard finish list price
XYZ MA S FTM K ()	\$419.	\$365.
XYZ MA S ANT SIDE K ()	437.	380.
XYZ MA D CLMP K ()	851.	740.

Order Code	Ordering Information	Mounting and Application Information
Example: XYZ-MA-S-CLMP-K-(111)	<i>Specify:</i> 1. Pattern number 2. Finish	<i>Mount Finish Option Note:</i> All mounting options come in a black finish, with the exception of the Antenna Center Beam Side Mount which will come in the same finish color that was specified for the arm.
XYZ Sapper XYZ MA Monitor arm S Single arm CLMP Two-piece table clamp mounting option K Kit 111 Jet Black Finish	Kits do not require any additional mounting specifications. <i>Standard Monitor Arm Finish Options:</i> Jet Black (111) Medium Grey (115) Bright White (118) <i>Silver Monitor Arm Finish Option:</i> Silver (613)	

Sapper XYZ™ Monitor Arm

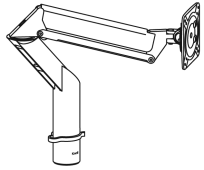
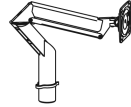


Mounting Options

	description
 <p>Five interchangeable mounting options provide flexibility</p>	Sapper XYZ two-piece table clamp 
	Sapper XYZ deep table clamp 
	Sapper XYZ grommet mount 
	Sapper XYZ fixed table mount 
	Sapper XYZ Antenna center beam side mount 
	Sapper XYZ dual two-piece table clamp 

pattern no.	list
XYZ CLMP	\$80.
XYZ CLMP DP	130.
XYZ GRMT	85.
XYZ FMT	60.
XYZ ANT SIDE	80.
XYZ D CLMP	140.

Order Code	Ordering Information	Mounting and Application Information
Example: XYZ-CLMP	<i>Specify:</i>	See pp. 132 for comprehensive mounting, application and construction information.
XYZ Sapper XYZ	1. Pattern number	
CLMP Two-piece table clamp mounting option	2. Finish	All mounting options come in a black finish, with the exception of the Antenna Center Beam Side Mount which will come in the same finish color that was specified for the arm.
	<i>Antenna Center Beam Side Mount Finish Options:</i> Jet Black (111) Medium Grey (115) Bright White (118) Silver (613)	

Sapper XYZ™ Monitor Arm Replacement Parts

	description
	Sapper XYZ monitor arm (includes movement joint)
	Sapper XYZ movement joint (includes fast release pin)
	Sapper XYZ cable management clip for post (set of 10)
	Sapper XYZ cable management block for channel (set of 10)

Arms and cable management clips can be ordered separately.

pattern no.	silver finish list price	standard finish list price
XYZ MA S ()	\$385.	\$335.
XYZ MJ		48.
XYZ MA CLIP		25.
XYZ MA BLOCK		25.

Order Code	Ordering Information	Mounting and Application Information
Example: XYZ-MA-S-111	<i>Specify:</i>	See pp. 132 for comprehensive mounting, application and construction information.
XYZ Sapper XYZ	1. Pattern number	
MA Monitor arm	2. Finish	
S Single monitor arm	<i>Standard Monitor Arm Finish Options:</i>	
111 Jet Black finish	Jet Black (111)	
	Medium Grey (115)	
	Bright White (118)	
	<i>Silver Monitor Arm Finish Option:</i>	
	Silver (613)	

Sapper XYZ™ Monitor Arm

Mounting, Construction and Application Information

All Sapper XYZ monitor arms:

- Maximum weight of 20 lbs per arm *
- Ship standard with fast release movement joint
- Offer 360 degrees of pivot at the base and at the elbow joint
- Offer 153 degrees of monitor tilt up and down, 180 degrees of swivel left and right and 360 degrees of rotation for portrait and landscape viewing
- Fold into themselves to be highly compact at less than 2 inches when fully compressed
- Are durable and lightweight (weighs only 4 pounds)

*Please note this limit accommodates up to 95% of monitors on the market.

Size Limits:

Monitor Arms

There is no specific maximum size for a Sapper XYZ monitor arm (outside the limitations of the space in which you are trying to put it).

Flat panel monitor manufacturers refer to their products by diagonal screen measurements. So a 19" widescreen monitor has a 19" screen measured diagonally, but is not necessarily 19" in horizontal width (refer to manufacturer's specifications for specific overall height and width).

Monitor Mounting:

All Sapper XYZ monitor arms are compatible with the international Video Electronics Standard Association (VESA) industry interface standard (75 mm x 75 mm and 100 mm x 100 mm hole patterns or 2.95" x 2.95" and 3.94" x 3.94") adopted by most panel manufacturers. VESA compliance is a requirement to mount any monitor to a monitor arm. If your customer has a recessed monitor back with only 75 mm x 75 mm holes, additional spacers may be needed to ensure proper fit. Contact Customer Service for more details including part and pricing information.

Knoll movement joints do not ship with screws and are designed to accept an M4 or M5 screw. M5 x 8mm and M5 x 10mm are the most common screw lengths but length is dependent on the specific monitor or television and screw should be tested prior to installation to ensure correct length. Knoll is not responsible for use of incorrect screws.

A VESA plate adaptor may be necessary for larger monitors and televisions and can be ordered separately in the sizes of 100 mm x 200mm (M5 screws), 200mm x 200mm (M6 screws), 300mm x 300mm (M8 screws) and 400mm x 400mm/400mm x 600mm (M8 screws). Adaptors ship with separate installation instructions and may require spacers. Knoll VESA plate adaptors ship with screws to attach the adaptor to the Knoll VESA plate but do not ship with screws to attach the adaptor to the monitor or television (see screw sizes listed above, English size equivalents may be needed instead); screw length is dependent on the specific monitor or television and screw should be tested prior to installation to ensure correct length. Knoll is not responsible for use of incorrect screws.

Knoll and its dealers will not take the responsibility for mounting the monitor to the arm. The end user's IT department must confirm VESA mounting compliance and mount the monitor to the arm using customer's own screws.

Please follow installation instructions closely (available in each kit box shipped as well as on Knoll Exchange).

Apple Computer Note:

Apple iMacs are not VESA compliant. To mount an iMac or LED Cinema Display to a Sapper arm requires a customer to purchase a Cinema Display VESA Mount Adapter Kit from Apple. The adapter kit comes standard with a 100 mm x 100 mm hole pattern and can be purchased online at apple.com.

Clamp Mounting:

Two-Piece Table Clamp Mounting:

The standard two-piece table clamp is easy to install or retrofit and works on most worksurfaces or desks that are a minimum of 1 1/8" thick solid core. The maximum worksurface thickness is 2 3/4". There are four settings to accommodate a range of worksurface thicknesses. It is important to mock up the table clamp, particularly on competitive product to ensure a proper fit. The clamp is not compatible with Morrison Network.

Deep Table Clamp Mounting:

This clamp is one piece and works on most surfaces. The deep table clamp mount is intended to clear most knife-edge (45 degree angle) desks or worksurfaces.

Grommet Mounting:

With all systems furniture, it is important to pass monitor and peripheral plugs through grommet mount cover while it is still loose. Please note the grommet mount is compatible with Morrison, Autostrada, Reff, Propeller, but is not compatible with the Graham Collection or Dividends Horizon grommet holes. To use on Morrison Network, spacers must be requested through Customer Service. The required cutout in the worksurface is 3" x 1.77", which includes room for the threaded stud (actual hole in the grommet plate is 1.44" x 1.77").

Fixed Table Mounting:

Installers will need to drill a permanent hole into the worksurface so the post will be fixed to a dedicated location on the worksurface. Please note with this mounting, the mount will not be able to be moved without leaving a permanent hole. The worksurface must be of adequate structure; Knoll cannot be held responsible for the structural integrity of non-Knoll worksurfaces.

Antenna Table Center Beam Side Mounting:

This mount allows you to clear the flip door while allowing for maximum worksurface usage and individual height adjustment without the need to stagger users. Please note a screen can be mounted in the center beam with a monitor arm in front of it. The fit will be snug and flush with the screen.

Cable Management:

External cable management allows for easy installation and removal of monitors. There is a cable management block in the channel under the arm that will contain wires from the monitor to plastic cable management clips that go on the post to keep wires tidy to the electrical socket.

Arm Adjustment:

The Sapper XYZ monitor arm collection offers intuitive one touch adjustment. To adjust the height, you simply lift the monitor to the desired position. To adjust the depth, you simply pull or push the monitor in or out. You can also rotate the monitor 360 degrees for landscape or portrait viewing, adjust the swivel back and forth 180 degrees and tilt up and down 153 degrees. The arm folds in and out from 2" fully compressed to approximately 21" when fully extended.

Weight Adjustment:

The Sapper XYZ monitor arm is preset for a 10 lb monitor. Other monitor weights up to 20 lbs can be accommodated by adjusting the weight adjustment nut to the proper weight using the Allen key wrench on the back of the movement joint. Note that the 20 lb setting is not visible on the scale. Turn clockwise to decrease weight or counterclockwise to increase weight to appropriate level. The arm should be held in a downward position if increasing the weight and in an upward position if decreasing the weight. When proper weight is set, the arm should stay exactly where you place it.

Fast Release:

Allows for swift installation and removal of flat panel monitors by merely popping the quick release pin up to remove monitor with movement joint/back plate attached. Be sure to lift the arm to the highest position before removing monitor, or the arm will quickly move upwards.

Theft Deterrence:

All movement joints come with a set screw within the fast release pin, to prevent fast release if so desired.

Compatibility:

The Sapper XYZ monitor arm is not compatible with the Sapper Monitor Arm Collection. It has been designed independently and as such, parts from one system cannot be used with the other, with the exception of the movement joint. Finish colors are consistent across the Sapper XYZ and Sapper Monitor Arm Collection portfolios.

Monitor arms cannot be mounted on KnollExtra®/ Orchestra® load bars.

Installation Instructions:

Comprehensive installation instructions will be shipped with product and are also available on Knoll Exchange for easy reference.

Construction:

Arm: die cast aluminum with steel channels and plastic molded shroud

Movement joint (includes fast release monitor plate): plastic bushings, zinc and plastic molded plastic tilt friction components and glass filled nylon VESA plate

VESA plate adaptors: steel


Table clamp, grommet mount, fixed table mount: steel

Cable management: transparent polycarbonate clip on the post; soft plastic in channel under arm

Antenna Table Center Beam Side Mounting: die-cast aluminum

Adjustable Keyboard Supports

Romeo and Juliet Platform/Mechanism Configurations

product	description	type	w	d	h	wgt.
Romeo and Juliet Platform and Mouse Pad 	Romeo 20" min., 28" max. x 11" x 1", 2"H with palm rest for keyboard platform <ul style="list-style-type: none"> • Rigid plastic platform with steel stiffener plate for stable keying surface. • Flexible soft textured plastic overcoat. • Thin profile for extra knee room. Juliet A teardrop shaped mouse pad that swivels under the keyboard platform for easy storage. Soft plastic overcoat and lip keep mouse from sliding off during adjustments. See Mechanism Attributes below.	Romeo and Juliet with easy lift arm	20.25"-28"	12.5"-17.25"	2.25"	13.8 lbs.
		Romeo and Juliet with easy lift arm with pivot	20.25"-28"	12.5"-17.25"	2.25"	15.3 lbs.
		Romeo and Juliet with short easy lift arm	20.25"-28"	12.5"-17.25"	2.25"	13.2 lbs.
		Romeo and Juliet with short easy lift arm with pivot	20.25"-28"	12.5"-17.25"	2.25"	14.6 lbs.
		Romeo and Juliet with sit/stand arm	20.25"-28"	12.50"-17.25"	2.25"	15.4 lbs.
		Romeo and Juliet with sit/stand arm with pivot	20.25"-28"	12.5"-17.25"	2.25"	17 lbs.
Juliet	Juliet with palm rest. Mounted for right-handed use.		9 1/2"	11"	1 1/8"	1 lb, 4 oz




pattern no.	list price
OAK-RJ-EL2-BK-(16,18,22,23,25)	\$549.
OAK-RJ-EL2-BK-PT-(16,18,22,23,25)	617.
OAK-RJ-SL2-BK-(16,18,22,23,25)	491.
OAK-RJ-SL2-BK-PT-(16,18,22,23,25)	559.
OAK-RJ-SS2-BK-(16,18,22,23,25)	655.
OAK-RJ-SS2-BK-PT-(16,18,22,23,25)	722.
4B2-MP-WR	65.

Order Code	Ordering Information	Application Notes	Construction
Example: OA-K-RJ-EL2-BK (16,18,22,23,25) OA-K-RJ-EL2-BK Romeo and Juliet platform mounted on an easy lift mechanism (16,18,22, 23,25) Track length	Specify: 1. Pattern number 2. Track size (if applicable) Track length: Options are 16, 17.750, 21.625, 22.63 and 25 inches. Minimum clearance required is the length of the track plus 1/2". Romeo and Juliet and Act II have two width and depth measurements based on whether the mouse is open or closed. The larger measurement reflects an open mouse.	Keyboard support provides users with a more comfortable working environment by allowing them to adjust the height and pitch of the platform holding their computer keyboard. When not in use, the Adjustable Keyboard Support stores the keyboard under the worksurface to free vital worksurface space. Dimensions above are for the platform only. For full configuration depths, all component measurements and application suggestions, refer to the Keyboard Measurements tool on Knoll Exchange.	Romeo and Juliet Keyboard Platform and Mouse Platform: TPE (thermoplastic elastomer) and 40% mica reinforced polypropylene. Steel stiffener plate at the base of platform. Palm rests: Nylon upholstered palm rest of dual density polyurethane. Mechanisms: All arms are steel with a powdercoat finish. Tracks are steel with nylon glides.

Mechanism Attributes	Antenna Mounting Note
Short easy lift arm: <ul style="list-style-type: none"> • Spring assist adjustment • Knobless height adjustment • Soft touch knob adjusts tilt from 0° to (-)15° • Variable height adjustment of 4.26" (up 1.06", down 3.20") • Pivots side to side 360° • Black textured metal finish Short easy lift arm with pivot: Same features as the Short easy lift arm plus the keyboard platform moves independently from arm, allowing it to parallel the worksurface as the arm is moved laterally.	In order to mount to Antenna Workspace tables, you will need to order a special adapter available through that price list. Pattern code is YAK. Keyboard tray must be specified with a sliding track that is less than the depth of the top and anything below the top such as a power harness or cable basket. For taller individuals, we recommend using a pivot solution mounted on the diagonal to maximize knee space.
Easy lift arm: <ul style="list-style-type: none"> • Spring assist adjustment • Knobless height adjustment • Soft touch knob adjusts tilt from 0° to (-) 15° • Variable height adjustment of 7.04"(up 2.83",down 4.21") • Pivots side to side 360° • Black textured finish with black soft touch knob • Mounts on virtually any worksurface Easy lift arm with pivot: Same features as the Easy lift arm plus the keyboard platform moves independently from arm, allowing it to parallel the worksurface as the arm is moved laterally.	Same features as the Sit/Stand arm plus the keyboard platform moves independently from arm, allowing it to parallel the worksurface as the arm is moved laterally.
Sit/Stand arm: <ul style="list-style-type: none"> • Spring assist adjustment • Knobless height adjustment • Soft touch knob adjusts tilt from 0° to (-) 15° • Variable height adjustment of 11.57"(up 6.40", down 5.17") • Pivots side to side 360° • Black textured finish. • Mounts on virtually any worksurface Sit/Stand arm with pivot: Same features as the Sit/Stand arm plus the keyboard platform moves independently from arm, allowing it to parallel the worksurface as the arm is moved laterally.	Same features as the Sit/Stand arm plus the keyboard platform moves independently from arm, allowing it to parallel the worksurface as the arm is moved laterally.

Adjustable Keyboard Supports

Prospero Platform/Mechanism Configurations

product	description	type	w	d	h	wgt.
Prospero Platform 	Prospero <ul style="list-style-type: none"> • 26" x 11" x 1" • 2" with palm rest • Rigid plastic platform with steel stiffener plate for stable keying surface. • Flexible soft textured plastic overcoat. • Thin profile for extra knee room. • Included palm rest provides soothing support by displacement. • Sized to accommodate keyboard and mouse on the same plane. • No additional mousing surface required. See Mechanism Attributes below	Prospero with easy lift arm	26.25"	11.50"	2"	14.5 lbs.
		Prospero with easy lift arm with pivot	26.25"	11.50"	2"	16 lbs.
		Prospero with short easy lift arm	26.25"	11.50"	2"	13 lbs.
		Prospero with short easy lift arm with pivot	26.25"	11.50"	2"	14.4 lbs.
		Prospero with sit/stand arm	26.25"	11.50"	2"	16.3 lbs.
		Prospero with sit/stand arm with pivot	26.25"	11.50"	2"	17.9 lbs.


pattern no.	list price
OA-K-PR-EL2-BK-(16,18,22,23,25)	\$511.
OA-K-PR-EL2-BK-PT-(16,18,22,23,25)	578.
OA-K-PR-SL2-BK-(16,18,22,23,25)	446.
OA-K-PR-SL2-BK-PT-(16,18,22,23,25)	513.
OA-K-PR-SS2-BK-(16,18,22,23,25)	589.
OA-K-PR-SS2-BK-PT-(16,18,22,23,25)	657.

Order Code	Ordering Information	Application Notes	Construction
Example: OA-K-PR-EL2-BK (16,18,22,23,25) OA-K-PR-EL2-BK Prospero platform mounted on an easy lift mechanism (16,18,22, 23,25) Track length	Specify: 1. Pattern number 2. Track size (if applicable) Track length: Options are 16, 17.750, 21.625, 22.63 and 25 inches. Minimum clearance required is the length of the track plus 1/2".	Keyboard support provides users with a more comfortable working environment by allowing them to adjust the height and pitch of the platform holding their computer keyboard. When not in use, the Adjustable Keyboard Support stores the keyboard under the worksurface to free vital worksurface space. Dimensions above are for the platform only. For full configuration depths, all component measurements and application suggestions refer to the Keyboard Measurements tool on Knoll Exchange.	Prospero: TPE (thermoplastic elastomer) and 40% mica reinforced polypropylene undermold. Steel stiffener plate at the base of platform. Mechanisms: All arms are steel with a powdercoat finish. Tracks are steel with nylon glides.

Mechanism Attributes	Antenna Mounting Note
Short Easy Lift Arm: <ul style="list-style-type: none"> • Spring assist adjustment • Knobless height adjustment • Soft touch knob adjusts tilt from 0° to (-) 15° • Variable height adjustment of 4.26"(up 1.06", down 3.20") • Pivots side to side 360° • Black textured metal finish Short easy lift arm with pivot: Same features as the short easy lift arm plus the keyboard platform moves independently from arm, allowing it to parallel the worksurface as the arm is moved laterally.	In order to mount to Antenna Workspace tables, you will need to order a special adapter available through that price list. Pattern code is YAK. Keyboard tray must be specified with a sliding track that is less than the depth of the top and anything below the top such as a power harness or cable basket. For taller individuals, we recommend using a pivot solution mounted on the diagonal to maximize knee space.
Easy lift arm: <ul style="list-style-type: none"> • Spring assist adjustment • Knobless height adjustment • Soft touch knob adjusts tilt from 0° to (-) 15° • Variable height adjustment of 7.04"(up 2.83",down 4.21") • Pivots side to side 360° • Black textured finish with black soft touch knob • Mounts on virtually any worksurface Easy lift arm with pivot: Same features as the Easy lift arm plus the keyboard platform moves independently from arm, allowing it to parallel the worksurface as the arm is moved laterally.	Same as above.
Sit/Stand Arm: <ul style="list-style-type: none"> • Spring assist adjustment • Knobless height adjustment • Soft touch knob adjusts tilt from 0° to (-) 15° • Variable height adjustment of 11.57"(up 6.40", down 5.17") • Pivots side to side 360° • Black textured finish. • Mounts on virtually any worksurface Sit/Stand arm with pivot: Same features as the sit/stand arm plus the keyboard platform moves independently from arm, allowing it to parallel the worksurface as the arm is moved laterally.	Same as above.

Adjustable Keyboard Supports

Caesar Platform/Mechanism Configurations

product	description	type	w	d	h	wgt.
Caesar Platform 	Caesar <ul style="list-style-type: none"> 18" x 9 1/2" x 1/4" Sturdy metal platform attaches Microsoft® keyboard to mechanism. Suitable for both Natural and Elite styles of Microsoft® keyboards. See Mechanism Attributes below.	Caesar with easy lift arm	18"	25"	2 1/2"	
		Caesar with sit/stand arm	18"	25"	4 1/4"	
Caesar Plate to retrofit to existing mechanisms						

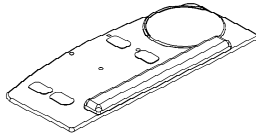
pattern no.	list price
OA-K-EL2-MS-(16,18,22,23,25)	\$405.
OA-K-SS2-MS-(16,18,22,23,25)	522.
OA-K-MS	92.

Order Code	Ordering Information	Application Notes	Construction
Example: OA-K-EL2-MS (16,18,22,23,25)	<i>Specify:</i> 1. Pattern number 2. Mouse size	Keyboard support provides users with a more comfortable working environment by allowing them to adjust the height and pitch of the platform holding their computer keyboard. When not in use, the Adjustable Keyboard Support stores the keyboard under the worksurface to free vital worksurface space.	<i>Caesar:</i> Black textured powdercoated steel plate <i>Mechanisms:</i> All arms are steel with a powdercoat finish. Tracks are steel with nylon glides. Microsoft® is a registered trademark of the Microsoft Corporation.
OA-K-EL2-MS Caesar platform mounted on an easy lift mechanism	Track length options are 16, 17.750, 21.625, 22.63 and 25 inches.		
(16,18,22,23,25) Track length			

Mechanism Attributes	Antenna Mounting Note
<i>Easy lift arm:</i> <ul style="list-style-type: none"> Spring assist adjustment Knobless height adjustment Soft touch knob adjusts tilt from 0° to (-) 15° Variable height adjustment of 7.04"(up 2.83",down 4.21") Pivots side to side 360° Black textured finish with black soft touch knob Mounts on virtually any worksurface 	<i>Sit/Stand arm:</i> <ul style="list-style-type: none"> Spring assist adjustment Knobless height adjustment Soft touch knob adjusts tilt from 0° to (-) 15° Variable height adjustment of 11.57"(up 6.40", down 5.17") Pivots side to side 360° Black textured finish. Mounts on virtually any worksurface <p>In order to mount to Antenna Workspace tables, you will need to order a special adapter available through that price list. Pattern code is YAK.</p> <p>Keyboard tray must be specified with a sliding track that is less than the depth of the top and anything below the top such as a power harness or cable basket.</p> <p>For taller individuals, we recommend using a pivot solution mounted on the diagonal to maximize knee space.</p>

Adjustable Keyboard Supports

Act I

product	description	type	w	d	h	mdf	h phn	mdf wgt.	phn wgt.
	Act I keyboard platform	Act I with Easy Lift arm	26.75"	11.5"	1.44"	1.31"	10.2	11 lbs.	11 lbs.
	Act I keyboard platform	Act I with Easy Lift arm with Pivot	26.75"	11.5"	1.44"	1.31"	11.7	12.5 lbs.	12.5 lbs.
	Act I keyboard platform	Act I with Short Easy Lift	26.75"	11.5"	1.44"	1.31"	9.6	10.4 lbs.	10.4 lbs.
	Act I keyboard platform	Act I with Short Easy Lift and Pivot	26.75"	11.5"	1.44"	1.31"	11	11.8 lbs.	11.8 lbs.
	Act I keyboard platform	Act I with Sit/Stand arm	26.75"	11.5"	1.44"	1.31"	11.8	12.6 lbs.	12.6 lbs.
	Act I keyboard platform	Act I with Sit/Stand arm with Pivot	26.75"	11.5"	1.44"	1.31"	13.4	14.2 lbs.	14.2 lbs.

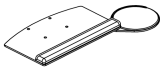
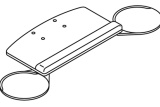
pattern no.	list
OAK-A1-W/P-EL2-BK-(16,18,22,23,25)	\$411.
OAK-A1-W/P-EL2-BK-PT-(16,18,22,23,25)	481.
OAK-A1-W/P-SL2-BK-(16,18,22,23,25)	385.
OAK-A1-W/P-SL2-BK-PT-(16,18,22,23,25)	454.
OAK-A1-W/P-SS2-BK-(16,18,22,23,25)	516.
OAK-A1-W/P-SS2-BK-PT-(16,18,22,23,25)	585.

Order Code	Ordering Information	Application Notes	Construction
Example: OA-K-A1-W-EL2-BK-18	When you specify, you will be prompted to indicate either MDF (W) or phenolic (P).	Keyboard support provides users with a more comfortable working environment by allowing them to adjust the height and pitch of the platform holding their computer keyboard. When not in use, the Adjustable Keyboard Support stores the keyboard under the worksurface to free vital worksurface space. Dimensions above are for the platform only. For full configuration depths, all component measurements and application suggestions refer to the Keyboard Measurements tool on Knoll Exchange.	Board is either MDF or phenolic. Wristrest is foam-filled vinyl on MDF board. Mousepad is lycra covered polyurethane. Mechanism: All arms are steel with a powder-coated finish. Tracks are steel with nylon glides.
OAK Office automation keyboard			
A1 Act I	Track length options are 16, 17.750, 21.625, 22.63 and 25 inches.		
W Wood	Standard color is black.		
EL2 Easy-lift mechanism			
BK Black			
18 Track length of 18 inches	Minimum clearance required is the length of the track plus 1/2".		

Mechanism Attributes	Antenna Mounting Note
<p><i>Short Easy Lift Arm:</i></p> <ul style="list-style-type: none"> • Spring assist adjustment • Knobless height adjustment • Soft touch knob adjusts tilt from 0° to (-)15° • Variable height adjustment of 4.26"(up 1.06", down 3.20") • Pivots side to side 360° • Black textured metal finish <p><i>Short easy lift arm with pivot:</i> Same features as the short easy lift arm plus the keyboard platform moves independently from arm, allowing it to parallel the worksurface as the arm is moved laterally.</p>	<p>In order to mount to Antenna Workspace tables, you will need to order a special adapter available through that price list. Pattern code is YAK.</p> <p>Keyboard tray must be specified with a sliding track that is less than the depth of the top and anything below the top such as a power harness or cable basket.</p> <p>For taller individuals, we recommend using a pivot solution mounted on the diagonal to maximize knee space.</p>
<p><i>Easy Lift Arm:</i></p> <ul style="list-style-type: none"> • Spring assist adjustment • Knobless height adjustment • Soft touch knob adjusts tilt from 0° to (-) 15° • Variable height adjustment of 7.04"(up 2.83",down 4.21") • Pivots side to side 360° • Black textured finish with Black Soft touch knob. • Mounts on virtually any worksurface <p><i>Easy lift arm with pivot:</i> Same features as the easy lift arm plus the keyboard platform moves independently from arm, allowing it to parallel the worksurface as the arm is moved laterally.</p>	
<p><i>Sit/Stand Arm:</i></p> <ul style="list-style-type: none"> • Spring assist adjustment • Knobless height adjustment • Sort touch knob adjusts tilt from 0° to (-) 15° • Variable height adjustment of 11.57"(up 6.40", down 5.17") • Pivots side to side 360° • Black textured finish. • Mounts on virtually any worksurface <p><i>Sit/Stand arm with pivot:</i> Same features as the sit/stand arm plus the keyboard platform moves independently from arm, allowing it to parallel the worksurface as the arm is moved laterally.</p>	

Adjustable Keyboard Supports

Act II

product	description	type	w	d	h	wgt.
 	Act II keyboard platform	Act II with Easy Lift arm	19"-27.25"	11.50"-14.75"	1.69"	10.2 lbs.
	Act II keyboard platform	Act II with Easy Lift arm with Pivot	19"-27.25"	11.50"-14.75"	1.69"	11.7 lbs.
	Act II keyboard platform	Act II with Easy Lift arm with two mouse pads with Pivot	19"-35.5"	11.50"-14.75"	1.69"	12.3 lbs.
	Act II keyboard platform	Act II with Easy Lift arm with two mouse pads	19"-35.5"	11.50"-14.75"	1.69"	10.8 lbs.
	Act II keyboard platform	Act II with Short Easy Lift arm	19"-27.25"	11.50"-14.75"	1.69"	9.6 lbs.
	Act II keyboard platform	Act II with Short Easy Lift arm with Pivot	19"-27.25"	11.50"-14.75"	1.69"	11 lbs.
	Act II keyboard platform	Act II with Short Easy Lift arm with two mouse pads	19"-35.5"	11.50"-14.75"	1.69"	10.2 lbs.
	Act II keyboard platform	Act II with Short Easy Lift arm with two mouse pads with Pivot	19"-35.5"	11.50"-14.75"	1.69"	11.6 lbs.
	Act II keyboard platform	Act II with Sit/Stand arm	19"-27.25"	11.50"-14.75"	1.69"	11.8 lbs.
	Act II keyboard platform	Act II with Sit/Stand arm with Pivot	19"-27.25"	11.50"-14.75"	1.69"	13.4 lbs.
	Act II keyboard platform	Act II with Sit/Stand arm with two mouse pads	19"-35.5"	11.50"-14.75"	1.69"	12.4 lbs.
	Act II keyboard platform	Act II with Sit/Stand arm with two mouse pads with Pivot	19"-35.5"	11.50"-14.75"	1.69"	14 lbs.




pattern no.	list
OAK-A2-P-1-EL2-BK-(16,18,22,23,25)	\$446.
OAK-A2-P-1-EL2-BK-PT-(16,18,22,23,25)	513.
OAK-A2-P-2-EL2-BK-PT-(16,18,22,23,25)	550.
OAK-A2-P-2-EL2-BK-(16,18,22,23,25)	492.
OAK-A2-P-1-SL2-BK-(16,18,22,23,25)	418.
OAK-A2-P-1-SL2-BK-PT-(16,18,22,23,25)	487.
OAK-A2-P-2-SL2-BK-(16,18,22,23,25)	486.
OAK-A2-P-2-SL2-BK-PT-(16,18,22,23,25)	544.
OAK-A2-P-1-SS2-BK-(16,18,22,23,25)	549.
OAK-A2-P-1-SS2-BK-PT-(16,18,22,23,25)	617.
OAK-A2-P-2-SS2-BK-(16,18,22,23,25)	600.
OAK-A2-P-2-SS2-BK-PT-(16,18,22,23,25)	659.

Order Code	Ordering Information	Application Notes	Construction
Example: OAK-A2-P-1-EL2-BK-(16,18,22,23,25)	Track length options are 16, 17.75, 21.625, 22.63 and 25 inches.	Keyboard support provides users with a more comfortable working environment by allowing them to adjust the height and pitch of the platform holding their computer keyboard. When not in use, the Adjustable Keyboard Support stores the keyboard under the worksurface to free vital worksurface space.	Board is phenolic. Wristrest is foam-filled vinyl on MDF board. Mousepad is lycra covered polyurethane.
OAK Office automation keyboard	Standard color is black.		
A2 Act II	Minimum clearance required is the length of the track plus 1/2".	Dimensions above are for the platform only. For full configuration depths, all component measurements and application suggestions refer to the Keyboard Measurements tool on Knoll Exchange.	Mechanism: All arms are steel with a powder-coated finish. Tracks are steel with nylon glides.
P Phenolic (standard)			
1 Mouse pad comes standard on right side			
EL2 Easy-lift mechanism			
BK Black			
18 Track length of 18 inches			

Mechanism Attributes	Antenna Mounting Note
<p>Short Easy Lift Arm:</p> <ul style="list-style-type: none"> • Spring assist adjustment • Knobless height adjustment • Soft touch knob adjusts tilt from 0° to (-) 15° • Variable height adjustment of 4.26"(up 1.06", down 3.20") • Pivots side to side 360° • Black textured metal finish <p>Short easy lift arm with pivot: Same features as the Short easy lift arm plus the keyboard platform moves independently from arm, allowing it to parallel the worksurface as the arm is moved laterally.</p>	<p>In order to mount to Antenna Workspace tables, you will need to order a special adapter available through that price list. Pattern code is YAK.</p> <p>Keyboard tray must be specified with a sliding track that is less than the depth of the top and anything below the top such as a power harness or cable basket.</p> <p>For taller individuals, we recommend using a pivot solution mounted on the diagonal to maximize knee space.</p>
<p>Easy Lift Arm:</p> <ul style="list-style-type: none"> • Spring assist adjustment • Knobless height adjustment • Soft touch knob adjusts tilt from 0° to (-) 15° • Variable height adjustment of 7.04"(up 2.83", down 4.21") • Pivots side to side 360° • Black textured finish with Black soft touch knob • Mounts on virtually any worksurface <p>Easy lift arm with pivot: Same features as the easy lift arm plus the keyboard platform moves independently from arm, allowing it to parallel the worksurface as the arm is moved laterally.</p>	
<p>Sit/Stand Arm:</p> <ul style="list-style-type: none"> • Spring assist adjustment • Knobless height adjustment • Soft touch knob adjusts tilt from 0° to (-) 15° • Variable height adjustment of 11.57"(up 6.40", down 5.17") • Pivots side to side 360° • Black textured finish. • Mounts on virtually any worksurface <p>Sit/Stand arm with pivot: Same features as the Sit/Stand arm plus the keyboard platform moves independently from arm, allowing it to parallel the worksurface as the arm is moved laterally.</p>	

Adjustable Keyboard Supports

Mousing Solutions

product	description	type	w	d	h	wgt.
Juliet Mouse Pad 	<ul style="list-style-type: none"> • Teardrop shaped mousing surface swivels under the keyboard platform. • Attaches to the underside of the platform. • Soft plastic overcoat keeps the mouse from sliding during adjustments. 		11"	10"	1 1/2"	1 lb. 3 oz.
		for use with Caesar platform	11"	10"	1 1/2"	1 lb. 3 oz.
Juliet Palm Rest 	<ul style="list-style-type: none"> • Palm rest to retrofit to existing mouse pad. • Palm rest provides soothing support. 		6"	2 1/4"	1/2"	1 oz.
Over ten-key mouse pad 	<ul style="list-style-type: none"> • Mouse flips over ten-keypad. • Tension fit allows users to adjust tilt • Generous size pad for easy mousing • For use with Romeo platform only (platforms manufactured from 2002 on) 	for use with Romeo only				




pattern no.	list price
4B2-MP	\$42.
4B2-MP-MS	54.
4B2-WR	24.
OAK-OTK-MP	46.

Order Code	Ordering Information	Construction
Example: 4B2-MP 4B2-MP Juliet mouse pad	Specify: 1. Pattern number Not all mousing solutions are appropriate with all platforms.	<i>Worksurface mounted surf mousepad:</i> Black painted steel mechanism mounted with hard surface backed surf mouse pad. <i>Juliet mouse pad:</i> TPE (a thermoplastic elastomer) overmold with 40% mica reinforced polypropylene undermold.

Juliet palm rest:
 Nylon upholstered palm rest is dual density polyurethane. The gel beneath the fabric, nominally .65", is formulated to provide soothing support.

Freestanding Surf® Ergonomic Accessories



by Ross Lovegrove & Stephen Peart

product	description	type	w	d	h	wgt.
 <p>Wrist Rest</p>	<ul style="list-style-type: none"> Soft, biomorphic form reduces strain on wrist. Long, radial shape with single straight edge ensures a tightfit with standard size keyboards. Gel pad for greater use comfort. 		19"	4 1/8"	1"	7 ozs.
 <p>Lumbar Support</p>	<ul style="list-style-type: none"> Self-adjusts over any seat back. Heat and pressure reactive foam responds to individual user. Support returns to original form within 10 seconds after use. Neoprene nylon outer skin allows body to breathe comfortably. 		12 1/2"	30 3/4"	2 5/8"	1 lbs. 10 ozs.
 <p>Surf Board VDT Corner</p>	<ul style="list-style-type: none"> Fits any worksurface thickness or edge profile. Creates generous 24" wide VDT corner, 14" from worksurface corner. Can be adjusted to any angle, or removed when not needed. Integral non-handed mouse pad. Felt back and rubber bumpers protect worksurface. 	Metallic finish Soft touch finish	41 1/2"	16 1/2"	1"	14 lbs. 14 lbs.

pattern no.	list price
SF-WR-FS-(BK)-G	\$96.
SF-LS	263.
SF-SB-(E, J)	286.
SF-SB-(GS, BS)	360.

Order Code	Ordering Information	Ergonomic Value
Example: SF-SB-E	<i>Specify:</i>	The Surf Collection wrist rest, mouse pad, and lumbar support play a critical role in workplace ergonomics. Proper use of these pieces helps users maintain the body neutral position, reducing harmful strain on muscles and joints.
SF-SB	1. Pattern number 2. Finish	
E	<i>Neoprene nylon finishes:</i> Black (BK) <i>Surf Board painted finishes:</i> Soft Grey (E) Medium Metallic Grey (J) Soft Touch Light Grey (GS) Soft Touch Black (BS)	The collection's design advantage is in its simplicity. These accessories are extraordinarily versatile and flexible, responding to the individual needs of the specific user, unlike over-engineered mechanical pieces.
		Each piece in the Surf Collection is a "footprint form," derived from natural ergonomic movements. No sharp edges or angles are used. As a result, the accessories can be approached by the user from any direction. The soft, biomorphic shapes of the Surf Collection echo the curves and contours of the human body. <i>Lumbar support note:</i> Back problems are the second leading cause of lost work time after the common cold. Most back rests utilize rigid, unyielding materials, ignoring the diversity of human form and movement.

General Notes	Construction	Design Awards
The Surf Lumbar Support rests loosely over the chair like a saddle bag, held in place by a counter balance weight. The piece is easily adjusted up or down, to the preference of the user.	<i>Surf Board:</i> Rigid steel plate with 1" thick rolled front detail. Black rubber bumpers and non-scuffing felt back. <i>Wrist rest and mouse pad:</i> Nylon upholstered dual-density polyurethane. Gel beneath fabric, nominally .65", is formulated to provide soothing support by displacement.	First place, Interior Design Product Award, ASID, 1994. High Design Quality Red Dot Award, Design Zentrum, Germany, 1994. <i>Lumbar support:</i> Honorable Mention, Furniture, <i>ID Magazine</i> Annual Design Review, 1994. <i>Surf Board:</i> Best of Category Award, Consumer Products, <i>ID Magazine</i> Annual Design Review, 1994.
The support's high performance patented foam molds itself to both the user and the chair back. As the user moves throughout the workday, the foam responds in kind, continuously resculpting itself around the user's body. When body pressure is removed, the lumbar support returns to its original form within 10 seconds, ready for the next user.	<i>Lumbar support:</i> High memory, heat-reactive patented polyurethane foam developed for high performance use in military fighter pilot seats. Covered with wear-resistant, closed cell Neoprene and a bright colored, breathable nylon outer skin. Die-cast zinc counter-balance weight. All items manufactured in the United States.	


product	description	type	w	d	h	wgt.
VDT Sleeve 	<ul style="list-style-type: none"> Racetrack-shaped sleeve slides over worksurface to create VDT corner. Creates 17³/₈" wide VDT corner, 9" from worksurface corner. Can be adjusted to any angle, or removed when not needed. Heavy-gauge steel with felt backing to prevent scuffing. 1¹/₄", 1³/₄" and 2¹/₂" worksurface thicknesses. ¹/₄" screw holes on underside for optional attachment to worksurface. Available in two metallic and two soft-touch finishes. 	Metallic finish	26 ³ / ₄ "	9 ¹ / ₈ "	1 ¹ / ₄ "-2 ¹ / ₂ "	3 lbs.
		Soft touch finish	26 ³ / ₄ "	9 ¹ / ₈ "	1 ¹ / ₄ "-2 ¹ / ₂ "	3 lbs.
Adjustable Foot Rest 	<ul style="list-style-type: none"> Self-adjusts +30°/-30°. Durable, ribbed rubber platform. 		17 ¹ / ₈ "	12"	3 ³ / ₈ "	7 lbs. 14 ozs.

pattern no.	list price
OA-SLV(A,B,C)-(E, J)	\$203.
OA-SLV(A,B,C)-(GS, BS)	263.
OA-FR-BK	219.

Order Code	Ordering Information	Custom Options	Construction
Example: OA-SLV-A-E	<i>Specify:</i>	Custom colors available upon sample chip approval. Contact your Knoll sales representative or Customer Service for complete pricing information.	<i>VDT sleeve:</i> Heavy-gauge steel in painted finish. Felt backing protects worksurface. Manufactured in the United States.
OA-SLV VDT sleeve	1. Pattern number		
A 1 ¹ / ₄ " sleeve	2. Thickness (VDT sleeve only)		
E Soft grey finish	3. Finish		
	<i>VDT sleeve worksurface thicknesses:</i> 1 ¹ / ₄ " (A): Equity, Morrison, Reff 1 ³ / ₄ " (B): Morrison, Reff 2 ¹ / ₂ " (C): Reff		
	<i>VDT sleeve finishes:</i> Soft Grey (E) Medium Metallic Grey (J) Soft Touch Light Grey (GS) Soft Touch Black (BS)		

Adjustable foot rest:
Black rubber platform. Polished chrome frame.

Manufactured in Sweden.



Worksurface Support

Adjustable CPU Holders

product	description	w, min	w, max	d, min	d, max	h, min	h, max	wgt.
Adjustable vertical metal CPU holder	<ul style="list-style-type: none"> Adjusts to hold equipment 6" to 10" wide by 14" to 24" high Hangs vertically from worksurface to maximize knee space. Slides on track under worksurface for easy CPU access. Ventilation holes on sides. Has a weight capacity of 60 pounds. Mounts on virtually any worksurface. Swivel is 360°. Track length is 17³/₄". 	7"	11"	18"	18"	15"	25"	24 lbs.



Adjustable vertical sling CPU holder	<ul style="list-style-type: none"> Adjusts to hold equipment 6" to 10" wide by 14" to 24" high. Sling made of woven vinyl coated polyester for flexibility and ventilation. Hangs vertically from worksurface to maximize knee space under surface. Slides on track under worksurface for easy CPU access. Has a weight capacity of 60 pounds. Swivel is 360°. Track length is 17³/₄". 	7"	11"	18"	18"	15"	25"	13 lbs.
--------------------------------------	---	----	-----	-----	-----	-----	-----	---------



pattern no.	list price
OA-CPU-MTL-V	\$527.

OA-CPU-SLNG-V	321.
----------------------	------


Order Code	Ordering Information	Installation Notes	Construction
Example: OA-CPU-SLNG-V	<i>Specify:</i>	CPU holders come standard with a 17 ³ / ₄ " long track. They mount on work surfaces 18 ¹ / ₂ " or deeper.	<i>Metal CPU holder:</i> Rigid 16-gauge painted steel construction. Black paint finish. Black plastic pull.
OA-CPU CPU holder	1. Pattern number		
SLNG Sling style			
V Vertical mounting option			
			<i>Sling CPU holder:</i> Black painted steel mounting mechanism. Woven vinyl coated polyester sling.


Custom Options	Antenna Mounting Note
Longer and shorter track lengths are available. Contact Customer Service for pricing information.	In order to mount to Antenna Workspace tables, you will need to order a special adapter available through that price list. Pattern code is YACPU.
	Any KnollExtra CPU Holder can be mounted under a top deeper than the mounting track.

BackPack® Universal Storage Drawers

by Robert Reuter

suspended files

product	description	w	d	back/front h	wgt.
Standard Suspended File 	<ul style="list-style-type: none"> • Full width, 4 3/4" d 1 3/4"H pencil trough. • Two removable plastic organizing trays. • Generous 16" w 12"D filing space. • Accepts 16" side-to-side hanging letter files. • Accepts 12" front-to-back hanging legal or European A-4 and foolscap files. • Drawer contains 107% capacity of standard file drawer. • Optional lock. • Black painted steel construction with full extension ball-bearing slides. 	17"	18"	10 1/2"	16 lbs. 4 ozs.

Deep Suspended File 	<ul style="list-style-type: none"> • Full width, 4 3/4" d 1 3/4"H pencil trough. • Two removable plastic organizing trays. • Full width, 5 1/2" d 6"H intermediate compartment holds computer disks, desk supplies and personal items. • Generous 16" w 12"D filing space. • Accepts 16" side-to-side hanging letter files. • Accepts 12" front-to-back hanging legal or European A-4 and foolscap files. • Drawer contains 107% capacity of standard file drawer. • Optional lock and mouse pad. • Black painted steel construction with full extension ball-bearing slides. 	17"	24"	10 1/2"	18 lbs.
---	--	-----	-----	---------	---------

pattern no.	list price
BP-SSF	\$485.

BP-DSF	534.
---------------	------



Order Code	Ordering Information	Application Notes
Example: BP-SSF BP-SSF Standard suspended file	<p><i>Specify:</i></p> <ol style="list-style-type: none"> 1. Pattern number 2. Lock option <p><i>Lock option:</i> Lock attaches to slides in field. Removable for use elsewhere.</p>	<p>BackPack drawers can be used with virtually any Knoll or other wood worksurface.</p> <p>BackPack storage drawers attach to the underside of wood worksurfaces at any location. In most cases, the drawers may be mounted flush to side panels. When supporting brackets extend further than 2 1/2" from the side panel, a slight reveal will occur. Mounting hardware and template included.</p>

Construction	Design Awards
<p><i>Knee clearance:</i> In order to maximize filing capacity, the Standard and Deep Suspended Files do not provide adequate knee clearance. For center worksurface applications, specify the Keyboard or Center File Drawers.</p> <p>Sturdy, 20-gauge painted steel with full-extension ball-bearing metal slides. Foam surface on mouse pad.</p> <p>Die-cast zinc lock painted black.</p> <p>Manufactured in the United States.</p>	<p>ROSCOE Award, <i>Interior Design Magazine</i>, 1994. Honorable Mention, Furniture, <i>ID Magazine</i> Annual Design Review, 1994.</p>

BackPack® Universal Storage Drawers

by Robert Reuter

suspended files

product	description	w	d	back/front h	wgt.
Standard Center File 	<ul style="list-style-type: none"> Includes 26" w 14" d 2" H storage for desk and personal items. Full width pencil trough and rear filing area. 3 1/2" deep filing area accepts 2 rows of front-to-back letter filing, or one row of front-to-back legal or European A-4/foolscap filing plus space for handbag. Drawer contains 57% capacity of standard file drawer. Optional lock. Black painted steel construction with full extension ball-bearing slides. 	27"	18"	11 1/8"/2"	16 lbs. 6 ozs.
Deep Center File 	<ul style="list-style-type: none"> Includes 26" w 14" d 2" H storage for desk and personal items Full width pencil trough and rear filing area. 9 1/2" deep filing area accepts 2 rows of front-to-back letter filing, or one row of front-to-back legal or European/foolscap filing plus space for handbag. Drawer contains 94% capacity of standard file drawer. Optional lock. Black painted steel construction with full extension ball-bearing slides. 	17" 27"	24" 24"	11 1/8"/2" 11 1/8"/2"	20 lbs. 13 ozs.
Optional Lock	<ul style="list-style-type: none"> Non-handed. 	1 1/4"	2 1/4"	1 1/4"	5 ozs.

pattern no.	list price
BP-SCF	\$541.
BP-DCF-17	491.
BP-DCF	592.
BP-L	62.




Order Code	Ordering Information	Application Notes
<p>Example: BP-SSF</p> <p>BP-SSF Standard suspended file</p>	<p><i>Specify:</i></p> <ol style="list-style-type: none"> Pattern number Lock option <p><i>Lock option:</i> Lock attaches to slides in field. Removable for use elsewhere.</p>	<p>BackPack drawers can be used with virtually any Knoll or other wood worksurface.</p> <p>BackPack storage drawers attach to the underside of wood worksurfaces at any location. In most cases, the drawers may be mounted flush to side panels. When supporting brackets extend further than 2 1/2" from the side panel, a slight reveal will occur. Mounting hardware and template included.</p> <p>For wire management needs, the minimum depth worksurface for standard depth drawers is 24"; minimum depth for deep drawers is 30". When no wire management is necessary, the Standard Suspended File may be used on an 18" worksurface and the Deep Suspended File may be used on a 24" worksurface.</p>

Construction	Design Awards
<p><i>Knee clearance:</i> In order to maximize filing capacity, the Standard and Deep Suspended Files do not provide adequate knee clearance. For center worksurface applications, specify the Keyboard or Center File Drawers.</p> <p>Sturdy, 20-gauge painted steel with full-extension ball-bearing metal slides. Foam surface on mouse pad.</p> <p>Die-cast zinc lock painted black.</p> <p>Manufactured in the United States.</p>	<p>ROSCOE Award, <i>Interior Design Magazine</i>, 1994. Honorable Mention, Furniture, <i>ID Magazine</i> Annual Design Review, 1994.</p>

BackPack® Universal Storage Drawers

by Robert Reuter

keyboard drawers

product	description	w	d	back/front h	wgt.
 <p>Narrow Keyboard Drawer</p>	<ul style="list-style-type: none"> Accommodates virtually any standard keyboard or laptop computer. Full width, 2 3/4" d 3/4" H integral palm rest. 21 1/4" w 9 3/8" D keying/ mousing space. Full width rear pencil trough and 2 removable plastic organizing trays. Thin profile maximizes knee clearance under drawer. Optional lock. Black painted steel construction. Full extension ball-bearing slides, with click-stop in half open position for steady use. 	22 1/2"	18"	2"	8 lbs. 12 ozs.
 <p>Wide Keyboard Drawer with Mouse Pad</p>	<ul style="list-style-type: none"> Accommodates virtually any standard keyboard or laptop computer. Full width, 2 3/4" d 3/4" H integral palm rest. Non-handed mouse pad, black foam with square corners 8" x 9". 27 1/4" w 9 3/8" D keying/mousing space. Full width rear pencil trough and 4 removable plastic organizing trays. Thin profile maximizes knee clearance under drawer. Optional lock. Black painted steel construction. Full extension ball-bearing slides, with click-stop in half open position for steady use. 	25" 28 1/2"	18"	2"	10 lbs. 12 ozs.
 <p>Keyboard/Filing Drawer</p>	<ul style="list-style-type: none"> Accommodates virtually any standard keyboard or laptop computer. Full width, 2 3/4" d 3/4" H integral palm rest. Non-handed mouse pad, black foam with square corners 8" x 9". 27 1/4" w 9 3/8" D keying/mousing space. 4 removable plastic organizing trays. 26 1/16" w 8" D filing space accepts 2 rows of front-to-back letter filing, or one row of front-to-back legal or European A4/foolscap filing. Optional lock. Black painted steel construction. Full extension ball-bearing slides, with click-stop in half open position for steady use. 	27 1/4"	24"	11 1/2"/2"	20 lbs. 7 ozs.
Optional Lock	<ul style="list-style-type: none"> Non-handed. 	1 1/4"	2 1/4"	1 1/4"	5 ozs.

Order Code	Ordering Information	Application Notes
Example: BP-NKD-BK	<i>Specify:</i>	Call Customer Service for availability and minimum requirement.
BP-NKD Narrow keyboard drawer	1. Pattern number	BackPack drawers can be used with virtually any Knoll or other wood worksurface.
BK Black palm rest	2. Wrist rest finish	
	3. Lock option	
	<i>Palm rest nylon finishes:</i> Black (BK)	<i>Lock option:</i> Lock attaches to slides in field. Removable for use elsewhere.



pattern no.	list price
BP-NKD	\$429.
BP-WKD-25	447.
BP-WKD	462.
BP-KFD	619.
BP-L	62.

	Construction	Design Awards
BackPack storage drawers attach 2 3/8" below the underside of wood worksurfaces at any location. Mounting hardware and template included.	Durable 20-gauge steel painted black. Full-extension ball-bearing metal slides with click-stop in half-open position. Nylon-sheathed foam palm rest.	ROSCOE Award, <i>Interior Design Magazine</i> , 1994. Honorable Mention, Furniture, <i>ID Magazine</i> Annual Design Review, 1994.
For wire management needs, the minimum depth worksurface for the Narrow and Wide keyboard drawers is 24", and 30" for the Keyboard/Filing Drawer. When no wire management is necessary, both the Narrow and Wide Keyboard Drawers may be used on an 18" deep worksurface and the Keyboard/Filing Drawer may be used on a 24" deep worksurface.	Die-cast zinc lock painted black. Manufactured in the United States.	

BackPack® Universal Storage Drawers

by Robert Reuter

pencil and top drawers

product	description	w	d	back/front h	wgt.
Pencil Drawer 	<ul style="list-style-type: none"> • 23" w 11 1/2" D paper storage. • Full width pencil trough. • Two removable plastic organizing trays. • Black painted steel construction with full extension ball-bearing slides. • Optional lock. 	24"	17 5/8"	2"	
Top Drawer 	<ul style="list-style-type: none"> • Full width, 4 3/4" d 1 3/4" H pencil trough. • Two removable plastic organizing trays. • 13" w 10" D filing space. • Black painted steel construction with full extension ball-bearing slides. • Optional lock. 	14 1/4"	18"	10 1/2"	
Optional Lock	<ul style="list-style-type: none"> • Non-handed. 	1 1/4"	2 1/4"	1 1/4"	5 ozs.


pattern no.	list price
BP-PD	\$208.
BP-TOP-C	441.
BP-L	62.

Order Code	Ordering Information	Application Notes
Example: BP-PD	<i>Specify:</i>	
BP-PD Pencil drawer	1. Pattern number 2. Lock option <i>Lock option:</i> Lock attaches to slides in field. Removable for use elsewhere.	BackPack drawers can be used with virtually any Knoll or other wood worksurface. BackPack storage drawers attach to the underside of wood worksurfaces at any location. Mounting hardware and template included.
		For wire management needs, the minimum depth worksurface for standard depth drawers is 24"; minimum depth for deep drawers is 30". When no wire management is necessary, the Standard Center File may be used on an 18" worksurface and the Deep Center File may be used on a 24" worksurface.

Construction	Design Awards
Sturdy 20-gauge painted steel with full extension ball-bearing metal slides.	ROSCOE Award, <i>Interior Design Magazine</i> , 1994. Honorable Mention, Furniture, <i>ID Magazine Annual Design Review</i> , 1994.
Die-cast zinc lock painted black.	
BackPack® Top Drawer Manufactured in the United States.	
BackPack® Pencil Drawer manufactured in Canada.	

Universal Pencil Drawer

by Brooks Rorke




product	description	w	d	back/front h	wgt.
 Universal Pencil Drawer	<ul style="list-style-type: none"> • 7 roomy compartments. • Large rear compartment holds flat, legal files, ruler, etc. • Slanted card compartment holds index cards, Post-It™ Notes or business cards. • Middle compartment holds White-Out™ bottle or change. • Front middle compartment holds stapler, pens, scissors, etc. • Other compartments holds calculator, clips, pins, etc. • Available in textured matte black plastic. • Three-quarters extension, ball bearing metal slides with smooth, silent movement. 	16 1/2"	22 3/4"	1 3/4"	5 lbs. 12 ozs.

pattern no.	list price
ORCH-PD-A	\$207.

Order Code	Ordering Information	Application Notes	Construction
Example: ORCH-PD-A ORCH-PD-A Pencil drawer	<i>Specify:</i> 1. Pattern number	Universal Pencil Drawer can be used with virtually any Knoll or competitor wood worksurface. Minimum depth worksurface for drawer is 24". On freestanding Morrison Network systems, a 30" deep worksurface is required.	<i>Universal pencil drawer:</i> Durable vacuum-formed ABS plastic drawer in a matte black, textured finish. Three-quarter extension, ball bearing metal slides with smooth, silent movement. Manufactured in the United States.

Universal Marker Boards

by Bruce Hannah & Ayse Birsal

product	description	w	d	h	wt.
Marker Board 	<ul style="list-style-type: none"> • 1/2" wide anodized aluminum frame with white surface. • Marker Tray option specified separately. • Mountable on load bar, panel, wall or top cap. • Load bar-mounted brackets included in list price, but specified separately (see Mounting Options below). 	24"	5/8"	18"	5 lbs. 2 ozs.
		30"	5/8"	18"	8 lbs. 10 ozs.
		30"	5/8"	24"	11 lbs. 7 ozs.
		36"	5/8"	18"	10 lbs. 5 ozs.
		36"	5/8"	24"	13 lbs. 12 ozs.
		42"	5/8"	24"	16 lbs. 1 oz.
		42"	5/8"	30"	20 lbs. 1 oz.
		48"	5/8"	30"	22 lbs. 15 ozs.
Marker Board Equity panel-mount application 	<ul style="list-style-type: none"> • 1/2" wide anodized aluminum frame with white surface. • Marker Tray option specified separately. • Mountable on load bar, panel, wall or top cap. • Load bar-mounted brackets included in list price, but specified separately (see Mounting Options below). 	22 1/4"	5/8"	18"	5 lbs. 2 ozs.
		28 1/4"	5/8"	18"	8 lbs. 10 ozs.
		28 1/4"	5/8"	24"	11 lbs. 7 ozs.
		34 1/4"	5/8"	18"	10 lbs. 5 ozs.
		34 1/4"	5/8"	24"	13 lbs. 12 ozs.
		40 1/4"	5/8"	24"	16 lbs. 1 oz.
		40 1/4"	5/8"	30"	20 lbs. 1 oz.
		46 1/4"	5/8"	30"	22 lbs. 15 ozs.
Marker Tray 	<ul style="list-style-type: none"> • Anodized aluminum snap-fit tray for Marker Board markers and erasers. 	17"	1 1/4"		5 ozs.
Mounting Options	Load Bar-Mounted Brackets. Set of 2. Panel-Mounted Brackets (Generic deep) Panel-Mounted Brackets (Generic shallow) Panel-Mounted Brackets for Dividends Panel-Mounted Brackets for Equity Panel-Mounted Brackets for Morrison Panel-Mounted Brackets for Reff Top Cap-Mounted Brackets (Dividends only) Top Cap-Mounted Brackets (Equity only) Top Cap-Mounted Brackets (Reff only) Top Cap-Mounted Brackets. Set of 2. (Morrison only) Wall-Mounted Brackets. Set of 2.				

pattern no.	list price
OR-WB-24-18	\$206.
OR-WB-30-18	308.
OR-WB-30-24	347.
OR-WB-36-18	434.
OR-WB-36-24	482.
OR-WB-42-24	560.
OR-WB-42-30	624.
OR-WB-48-30	719.
OR-WB-22-18-E	206.
OR-WB-28-18-E	308.
OR-WB-28-24-E	347.
OR-WB-34-18-E	434.
OR-WB-34-24-E	482.
OR-WB-40-24-E	560.
OR-WB-40-30-E	624.
OR-WB-46-30-E	719.
OR-WB-TR	55.
OR-WB-LBZ *	7.
OR-WB-PM-B	22.
OR-WB-PM-D	22.
OR-WB-PM-DV	47.
OR-WB-PM-E	34.
OR-WB-PM-M	34.
OR-WB-PM-R	56.
OR-WB-TCM-DV *	7.
OR-WB-TCM-E *	7.
OR-WB-TCM-R *	7.
OR-WB-TCM-M *	7.
OR-WB-WM	37.

* No charge when ordered with Marker or Tack Board

Order Code	Ordering Information
Example: OR-WB-24-18-BK OR-WB-PM-M OR-WB-TR-BK <hr/> OR-WB-24-18 24" x 18" Marker board <hr/> BK Black frame <hr/> OR-WB-PM Panel-mounted <hr/> M Morrison Network <hr/> OR-WB-TR Marker tray <hr/> BK Black	Specify: 1. Pattern number 2. Frame finish 3. Mounting option 4. System suffix (panel and top cap-mounted only) 5. Marker Tray (optional) 6. Marker Tray finish Anodized finish: Black (BK) Silver (SV) * *Please consult Customer Service for lead times. Mounting options: Rail-Mounted: Standard option. Includes load bar clip and adhesive-backed rubber bumper to protect panel fabric and prevent deflection. Panel-Mounted: To ensure rigidity, specify two sets and brackets Wall-Mounted: Specify pattern number. Top cap-mounted: Equity and Morrison Network Systems brackets available. Use bracket pattern numbers listed below: Equity (E) Morrison Network (M)

Custom Options	Construction
Equity application note: For all Equity panel-mounted applications, add "E" to end of base pattern number. Note: If your system is not listed, contact your KnollExtra representative or Customer Service for appropriate panel-mounted bracket to specify.	Other writing surface and custom frame colors available. Custom frame sizes available up to 72"W x 48"D in size. High performance porcelain-covered steel market board also available. 25 unit minimum per line item on all customs. Contact your Knoll sales representative or Customer Service for pricing information. Satin anodized aluminum frame (can be powder coated black). Porcelain coating on cold rolled steel laminated to corrugated and hardboard with a Mylar backing. All Universal Marker Boards are magnetized. Manufactured in the United States.

Universal Marker Boards
Top Cap Hung Marker Board
 by Robert Reuter

product	description	application	w	d	h
Top Cap Hung Marker Board	<ul style="list-style-type: none"> Panel mounted frameless marker surface with tray for markers and erasers. 	Panel Mounted	30"	3"	36"
	Mounting Option	Wall Mounted			




pattern no.	list price
PR-MB-3036	\$750.
PR-MB-WM-Rail	34.

Order Code	Ordering Information	Mounting Options	Construction
Example: PR MB 3036 PR MB 3036 Top Cap Hung Marker Board	<i>Specify:</i> 1. Pattern number	<i>Top cap hung marker board:</i> Marker boards hang from top of systems panels between 2.5" and 3.75" inches thick. Can also be wall mounted.	<i>Top cap hung marker board:</i> White laminate surface on Sintra core. Extruded aluminum trough. Manufactured in the United States. <i>Wall Rail:</i> Machined aluminum powder coated light grey to match top cap hung marker board trough.

Universal Fabric Boards

Standard Sizes

product	description	w	d	h	textile fabric yards
Fabric Boards 	<ul style="list-style-type: none"> Standard fabric board has 1/2" thick mineral board construction with squared corner. Rounded corner or radiused edge, available at upcharge. Panel or wall mounting options. 	24"	1/2"	14"	.66
		24"	1/2"	16"	.66
		24"	1/2"	18"	.66
		24"	1/2"	20"	.75
		24"	1/2"	24"	1
		30"	1/2"	14"	.66
		30"	1/2"	16"	.66
		30"	1/2"	18"	.66
		30"	1/2"	20"	.75
		30"	1/2"	24"	1
		36"	1/2"	14"	.66
		36"	1/2"	16"	.66
		36"	1/2"	18"	.66
		36"	1/2"	20"	.75
		36"	1/2"	24"	1
		42"	1/2"	14"	.66
		42"	1/2"	16"	.66


pattern no.	10	15	20	30	35	40	45/46	50	55	60
F-24-14-()-A-()()	\$277.	\$284.	\$317.	\$328.	\$332.	\$339.	\$350.	\$351.	\$370.	\$383.
F-24-16-()-A-()()	277.	284.	317.	328.	332.	339.	350.	351.	370.	383.
F-24-18-()-A-()()	297.	304.	326.	340.	342.	346.	358.	360.	379.	393.
F-24-20-()-A-()()	370.	374.	380.	395.	398.	404.	416.	419.	440.	454.
F-24-24-()-A-()()	415.	423.	467.	485.	490.	497.	515.	518.	547.	567.
F-30-14-()-A-()()	316.	321.	366.	375.	379.	384.	397.	398.	416.	429.
F-30-16-()-A-()()	324.	330.	373.	384.	387.	395.	406.	407.	427.	439.
F-30-18-()-A-()()	336.	341.	383.	396.	398.	404.	415.	416.	435.	450.
F-30-20-()-A-()()	418.	424.	456.	468.	473.	480.	492.	493.	515.	531.
F-30-24-()-A-()()	466.	476.	505.	523.	527.	537.	554.	555.	585.	604.
F-36-14-()-A-()()	324.	330.	383.	396.	398.	404.	415.	416.	435.	450.
F-36-16-()-A-()()	343.	350.	395.	404.	407.	412.	423.	424.	446.	458.
F-36-18-()-A-()()	353.	359.	402.	413.	416.	422.	434.	435.	453.	467.
F-36-20-()-A-()()	418.	424.	465.	479.	482.	487.	501.	502.	524.	539.
F-36-24-()-A-()()	492.	501.	563.	580.	584.	592.	609.	611.	641.	661.
F-42-14-()-A-()()	345.	351.	412.	423.	427.	432.	445.	446.	464.	477.
F-42-16-()-A-()()	372.	378.	419.	430.	434.	437.	450.	452.	469.	483.

Order Code	Ordering Information	Mounting Options
Example: F-24-16-R2-A-30-W388/1 F-WM-F	<i>Specify:</i> 1. Pattern number 2. Corner/edge detail 3. Thickness 4. Fabric grade 5. Fabric selection 6. Mounting option pattern number 7. System suffix (panel-mounted option only)	<i>Panel-mounted brackets:</i> Panel-mounted brackets are included in the list price but must be specified separately. To specify appropriate panel-mounted bracket, consult the KnollExtra Bracket Chart on page 12. <i>Under overhead specification note:</i> For application under a system overhead, provide clearance distance between the worksurface and the bottom of the overhead or task light. <i>Side by side fabric board specification note:</i> Please note if a panel-mounted fabric board will be used contiguous to another fabric board, drawings are required and there will be an up-charge. <i>60" wide boards in fabric grades 50, 55 and 60:</i> Due to grades 50, 55 and 60 fabric widths being less than the width of a 60" board, contact your KnollExtra representative or Customer Service for pricing and fabric railroading information.
F-24-16	24" x 16" Fabric board	
R2	Rounded corner/radius edge detail	
A	Thickness	
30	Fabric grade 30	
W388/1	Freehand, Glacier	
F-WM-F	Wall-mounted, flush	
	<i>Equity application note:</i> For all Equity panel-mounted applications, add "E" to end of base pattern number. <i>Corner/edge detail:</i> Squared corner/rectilinear edge (S1) Squared corner/radiused edge (S2) Rounded corner/radiused edge (R2) Standard fabric board has squared corner and rectilinear edge details. See page 166 for edge upcharge. Standard fabric board has 1/2" thick mineral board.	<i>Wall-mounted options:</i> Wall-mounted applications must be specified as flush (F-WM-F) or reveal (F-WM-R). Both options are appropriate for any smooth, clean surface. Flush wall-mount option utilizes velcro squares. Reveal wall-mount option provides 1/2" clearance for wire management behind fabric board. Fabric boards mount with 4 brackets onto 2 black painted wall rails that screw into wall to ensure rigidity. For other mounting options and pricing, contact Customer Service.

Custom Options	Fabric Selection				
<i>For special sizes:</i> For specials contact Customer Service. Maximum fabric board size is 120"W x 24"H. Fabric must be railroaded on any panel wider than 60". <i>Customer's own material:</i> For approval, submit at least one yard of fabric for application testing. For panel-mounted applications, all COMs and textiles that are not pre-approved must be UL-tested. Please consult Knoll sales Customer Services for details.	<i>Grade 10</i> Annex Bailey II Beacon Broadcloth II Element Foundation Growth Spurt Instinct Solid Crepe Symbolic Details Tailor Made II Taurus Versatility	<i>Grade 20 (cont.)</i> Photon II Reflect Resolution Weave Three <i>Grade 30</i> Basket Draft Flow Harmony Interknit Match Point Micro Progression Progression Striae Relay	<i>Grade 40</i> Amplify Analogy * Clarkson Foil Rap Glisten * Hard Rock Heavy Metal Metaphor * Monarch Ornament Palladium Spellbound *	<i>Grade 50</i> Abacus * Bankshot * Chroma *‡ Knoll Hopsack * Mariner *‡ Prep Presto * Ricochet * Stepping Stones‡ Wide Angle	<i>Grade 55</i> Cavalier‡ Field Day * Knoll Felt * Ransom * <i>Grade 60</i> Classic Boucle *‡ ‡ Not available with radiused edge. * Consult your Knoll sales representative or Customer Service for pricing on 60" wide boards. ‡ Available for wall mount only. <i>Note:</i> As a general rule, all fabrics approved for a Morrison panel application are approved for KnollExtra fabric wrapped tack boards.
Construction 1/2" thick mineral board for durable, highly tackable surface. Manufactured in the United States.	<i>Grade 15</i> Fairfield	<i>Grade 20</i> Bauhaus Block Circle Line Clarity Criss Cross Devon Logic Melbourne Nematic II	<i>Grade 45</i> Bandwidth Backdrop† Dristi * Fast Forward†		

Universal Fabric Boards

Standard Sizes

product	description	w	d	h	textile fabric yards
Fabric Boards 	<ul style="list-style-type: none"> Standard fabric board has 1/2" thick mineral board construction with squared corner. Rounded corner or radiused edge, available at upcharge. Panel or wall mounting options. 	42"	1/2"	18"	.66
		42"	1/2"	20"	.75
		42"	1/2"	24"	1
		48"	1/2"	14"	.66
		48"	1/2"	16"	.66
		48"	1/2"	18"	.66
		48"	1/2"	20"	.75
		48"	1/2"	24"	1
		60"	1/2"	14"	.66
		60"	1/2"	16"	.66
		60"	1/2"	18"	.66
		60"	1/2"	20"	.75
		60"	1/2"	24"	1

pattern no.	10	COM 15	20	30	35	40	45/46	50	55	60
F-42-18-()-A-()-()	\$372.	\$378.	\$440.	\$451.	\$453.	\$459.	\$469.	\$474.	\$492.	\$504.
F-42-20-()-A-()-()	476.	481.	522.	534.	538.	546.	558.	559.	581.	597.
F-42-24-()-A-()-()	578.	588.	640.	657.	661.	668.	689.	690.	719.	737.
F-48-14-()-A-()-()	353.	359.	421.	432.	435.	440.	452.	453.	474.	486.
F-48-16-()-A-()-()	372.	378.	440.	451.	453.	459.	469.	474.	492.	504.
F-48-18-()-A-()-()	381.	387.	440.	451.	453.	459.	469.	474.	492.	504.
F-48-20-()-A-()-()	476.	481.	522.	534.	538.	546.	558.	559.	581.	597.
F-48-24-()-A-()-()	589.	597.	732.	750.	754.	761.	780.	782.	811.	831.
F-60-14-()-A-()-()	448.	453.	533.	546.	548.	554.	566.	n/a	n/a	n/a
F-60-16-()-A-()-()	458.	463.	545.	555.	558.	564.	575.	n/a	n/a	n/a
F-60-18-()-A-()-()	485.	491.	556.	568.	570.	576.	589.	n/a	n/a	n/a
F-60-20-()-A-()-()	519.	526.	580.	592.	595.	601.	612.	n/a	n/a	n/a
F-60-24-()-A-()-()	589.	597.	732.	750.	754.	761.	780.	n/a	n/a	n/a


Order Code	Ordering Information	Mounting Options
Example: F-24-16-R2-A-30-W388/1 F-WM-F	<i>Specify:</i>	<i>Panel-mounted brackets:</i>
F-24-16 24" x 16" Fabric board	1. Pattern number	Panel-mounted brackets are included in the list price but must be specified separately. To specify appropriate panel-mounted bracket, consult the KnollExtra Bracket Chart on page 12.
R2 Rounded corner/radius edge detail	2. Corner/edge detail	<i>Under overhead specification note:</i>
A Thickness	3. Thickness	For application under a system overhead, provide clearance distance between the worksurface and the bottom of the overhead or task light.
30 Fabric grade 30	4. Fabric grade	<i>Side by side fabric board specification note:</i>
W388/1 Freehand, Glacier	5. Fabric selection	Please note if a panel-mounted fabric board will be used contiguous to another fabric board, drawings are required and there will be an up-charge.
F-WM-F Wall-mounted, flush	6. Mounting option pattern number	<i>60" wide boards in fabric grades 50, 55 and 60:</i>
	7. System suffix (panel-mounted option only)	Due to grades 50, 55 and 60 fabric widths being less than the width of a 60" board, contact your KnollExtra representative or Customer Service for pricing and fabric railroading information.
	<i>Equity application note:</i>	
	For all Equity panel-mounted applications, add "E" to end of base pattern number.	
	<i>Corner/edge detail:</i>	
	Squared corner/rectilinear edge (S1)	<i>Wall-mounted options:</i>
	Squared corner/radiused edge (S2)	Wall-mounted applications must be specified as flush (F-WM-F) or reveal (F-WM-R). Both options are appropriate for any smooth, clean surface. Flush wall-mount option utilizes velcro squares.
	Rounded corner/radiused edge (R2)	Reveal wall-mount option provides 1/2" clearance for wire management behind fabric board. Fabric boards mount with 4 brackets onto 2 black painted wall rails that screw into wall to ensure rigidity. For other mounting options and pricing, contact Customer Service.
	Standard fabric board has squared corner and rectilinear edge details. See page 166 for edge upcharge.	
	Standard fabric board has 1/2" thick mineral board.	

Custom Options	Fabric Selection
<i>For special sizes:</i>	<i>Grade 10</i>
For specials contact Customer Service. Maximum fabric board size is 120"W x 24"H. Fabric must be railroaded on any panel wider than 60".	Annex Photon II Bailey II Beacon Broadcloth II Element Foundation Growth Spurt Instinct Solid Crepe Symbolic Details Tailor Made II Taurus Versatility
<i>Customer's own material:</i>	<i>Grade 20 (cont.)</i>
For approval, submit at least one yard of fabric for application testing. For panel-mounted applications, all COMs and textiles that are not pre-approved must be UL-tested. Please consult Knoll sales Customer Services for details.	Basket Draft Flow Harmony Interknit Match Point Micro Progression Progression Striae Relay
Construction	<i>Grade 40</i>
1/2" thick mineral board for durable, highly tackable surface.	Amplify Analogy * Clarkson Foil Rap Clisten * Hard Rock Heavy Metal Metaphor * Monarch Ornament Palladium Spellbound *
Manufactured in the United States.	<i>Grade 50</i>
	Abacus * Bankshot * Chroma *‡ Knoll Hopsack * Mariner *‡ Prep Presto * Ricochet * Stepping Stones‡ Wide Angle
	<i>Grade 55</i>
	Cavalier‡ Field Day * Knoll Felt * Ransom *
	<i>Grade 60</i>
	Classic Boucle *‡
	<i>Grade 45</i>
	Bandwidth Backdrop† Dristi * Fast Forward†
	<i>Grade 15</i>
	Fairfield
	<i>Grade 20</i>
	Bauhaus Block Circle Line Clarity Criss Cross Devon Logic Melbourne Nematic II

† Not available with radiused edge.
* Consult your Knoll sales representative or Customer Service for pricing on 60" wide boards.
‡ Available for wall mount only.
Note:
As a general rule, all fabrics approved for a Morrison panel application are approved for KnollExtra fabric wrapped tack boards.

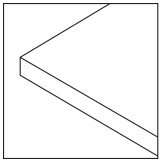
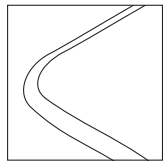
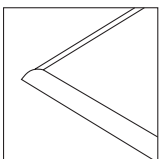
Universal Fabric Boards

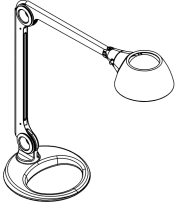
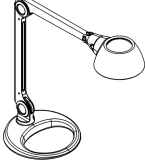




Options and Mounting Information

product	description	application	w	d	h	
Fabric Boards 	Mounting Options	1/2" Reveal Wall-Mounted				
		Flush Wall-Mounted (No charge when ordered with fabric board)				
		Panel-Mounted Dividends (No charge when ordered with fabric board)				
		Panel-Mounted Equity (No charge when ordered with fabric board)				
		Panel-Mounted Morrison (No charge when ordered with fabric board)				
	Edge Detail	Rounded corner/radiused edge (add -R2 to end of fabric board pattern number)				
		Squared corner/radiused edge (add -S2 to end of fabric board pattern number)				
		Squared corner/rectilinear edge (add -S1 to end of fabric board pattern number)				
		<ul style="list-style-type: none"> Standard fabric board has 1/2" thick mineral board construction with squ Rounded corner or radiused edge option available at upcharge. Panel or wall mounting options. 				

pattern no.	list price
F-WM-R-(14, 16, 18, 20 or 24)	\$111.
F-WM-F-(24, 30, 36, 42, 48, 60)- (14, 16, 18, 20 or 24)	34.
F-PM-D-(14, 16, 18, 20 or 24)	43.
F-PM-E-(14, 16, 18, 20 or 24)	43.
F-PM-M-(14, 16, 18, 20 or 24)	43.
F-PM-R-(14, 16, 18, 20 or 24)	43.
R2	34.
S2	34.
S1	n/c

Order Code	Ordering Information	Mounting Options
Example: F-60-14-S1-A-40-W337/4 F-PM-R-14	<i>Specify:</i> 1. Pattern number 2. Corner/edge detail 3. Fabric grade 4. Fabric selection 5. Mounting option pattern number 6. System suffix (panel-mounted option only)	<i>Panel-mounted brackets:</i> Panel-mounted brackets are included in the list price but must be specified separately. To specify appropriate panel-mounted bracket, consult the Knoll sales bracket chart on page 12.
F-60-14	60" x 14" fabric board	<i>Thickness option:</i> Standard fabric board has 1/2" thick mineral board.
S1	Squared corner/rectilinear edge	Panel mounted bracket size must match height of fabric board.
A	Thickness	<i>Wall-mounted options:</i> Wall-mounted applications must be specified as flush (F-WM-F) or reveal (F-WM-R). Both options are appropriate for any smooth, clean surface.
40	Fabric grade	Flush wall-mount option utilizes velcro squares.
W337/4	Sennit, Olivine	
F-PM	Panel-mounted	
R	Reff	
14	14" Fabric board bracket	
	<i>Equity application note:</i> For all Equity panel-mounted applications, add "E" to end of base pattern number.	
	<i>Corner/edge detail:</i> Squared corner/rectilinear edge (S1)	
	Squared corner/radiused edge (S2)	
	Rounded corner/radiused edge (R2)	






Custom Options	Corner/Edge Detail
<i>Under overhead specification note:</i> For application under a system overhead, provide clearance distance between the worksurface and the bottom of the overhead or task light.	<i>S1. Squared corner/Rectilinear edge</i> 
<i>Side by side fabric board specification note:</i> Please note if a panel-mounted fabric board will be used contiguous to another fabric board drawings are required and there will be an up-charge.	<i>R2. Rounded corner/Radiused edge</i> 
<i>For special sizes:</i> Refer to the standard size scope. Locate the standard fabric board size which is equal to or greater in width and depth than the requested special. Add 10% to the standard list price. Note "special" when ordering. For specials above 60"W x 24"H, contact Customer Service. Maximum fabric board size is 120"W x 24"H. Fabric must be railroaded on any panel wider than 60".	<i>S2. Squared corner/Radiused edge</i> 
<i>Customer's own material:</i> For approval, submit at least one yard of fabric for application testing. For panel-mounted applications, all COMs and textiles that are not pre-approved must be UL-tested. Please consult Knoll sales Customer Service for details.	

product	description	
<p>Standard Arm</p>  <p><i>Shown with base</i></p>	<ul style="list-style-type: none"> Standard Arm. 13 watt ENERGY STAR rated compact fluorescent bulb (equivalent of 75 watt incandescent bulb). Mounting option must be ordered separately. 20.75" h x 21.75" w (at 90° angle) Reaches height fo 29.75" when extended up and depth of 35.75" when extended out. 	
<p>Compact Arm</p>  <p><i>Shown with base</i></p>	<ul style="list-style-type: none"> Compact Arm. 13 watt ENERGY STAR rated compact fluorescent bulb (equivalent of 60 watt incandescent bulb). Mounting option must be ordered separately. 16.25" h x 17.75" w (at 90° angle) Reaches height of 23.5" when extended up and depth of 28.75" when extended out. 	
Replacement bulb	<ul style="list-style-type: none"> ENERGY STAR 13 watt replacement compact fluorescent bulb (fits compact and standard lights) 	
Mounting Options	<p>Standard base</p> <ul style="list-style-type: none"> Standard base. To be used with standard arm only. 	
	<p>Compact base</p> <ul style="list-style-type: none"> Compact base. To be used with compact arm only. 	
	<p>Table clamp</p> <ul style="list-style-type: none"> To be used with either size arm. Works on desks of up to 1 3/4" thick. 	
	<p>Panel Mount, Morrison</p> <ul style="list-style-type: none"> Panel mount bracket for Morrison. To be used with either size arm. 	

Order Code	Ordering Information	Light Bulb Information
<p>Example: COPE-01-SV,COPE-01-BASE-SV</p> <p>COPE-01-SV Copeland light standard arm in silver</p> <p>COPE-01-BASE-SV Copeland standard base in silver</p>	<p><i>Specify:</i></p> <ol style="list-style-type: none"> Pattern number for arm Finish for arm Mounting option pattern number Mounting option finish 	<p><i>Finish Options:</i></p> <p>Silver (SV) Black (111)</p> <p>Standard Light:</p> <ul style="list-style-type: none"> Ships with a 13 watt compact fluorescent light bulb. This is equivalent light output of a 75 watt incandescent light bulb. 13w/120v/2700K, UL listed, ENERGY STAR rated. An incandescent light bulb can also be used. 75 watt is the maximum. See above for bulb replacement.

pattern no.	list price
COPE-01-()	\$190.
COPE-02-()	177.
COPEBULB	13.
COPE-01-BASE-()	104.
COPE-02-BASE-()	97.
COPE-CLMP-()	58.
COPE-PM-M-()	86.

Construction	Design Awards
<p>Compact Light:</p> <ul style="list-style-type: none"> Ships with a 13 watt compact fluorescent light bulb. This is equivalent light output of a 60 watt incandescent light bulb. 13w/120v/2700K, UL listed, ENERGY STAR rated. A "ceiling fan" incandescent bulb can also be used. 60 watt is the maximum. 	<p>The Copeland Light has a steel arm, aluminum axles, zinc coated cast iron base and metallic-painted ABS shade.</p> <p>Best of NeoCon 2005, Silver Award</p>

product	description
Mounting Options	Panel Mount, Equity <ul style="list-style-type: none"> • Panel mount bracket for Equity. • To be used with either size arm. 
	Panel Mount, Reff <ul style="list-style-type: none"> • Panel mount bracket for Reff. • To be used with either size arm. 
	Panel Mount, Dividends <ul style="list-style-type: none"> • Panel mount bracket for Dividends. • To be used with either size arm. 
	Grommet Mount <ul style="list-style-type: none"> • To be used with either size arm. 
	<ul style="list-style-type: none"> • Slat wall mount. • To be used with either size arm. • Can be used on all Knoll systems slat wall as well as Orchestra® slat boards and load bars. 

pattern no.	list price
COPE-PM-E-()	\$86.
COPE-PM-R-()	86.
COPE-PM-D-()	86.
COPE-GRMT-()	104.
COPE-SLT-()	86.

Order Code	Ordering Information	Light Bulb Information
Example: COPE-01-SV,COPE-01-BASE-SV COPE-01-SV Copeland light standard arm in silver COPE-01-BASE-SV Copeland standard base in silver	Specify: <ol style="list-style-type: none"> 1. Pattern number for arm 2. Finish for arm 3. Mounting option pattern number 4. Mounting option finish 	Light Bulb Information: <ul style="list-style-type: none"> • Ships with a 13 watt compact fluorescent light bulb. This is equivalent light output of a 75 watt incandescent light bulb. • 13w/120v/2700K, UL listed, ENERGY STAR rated. • An incandescent light bulb can also be used. 75 watt is the maximum. • See above for bulb replacement.

Construction	Design Awards
Compact Light: <ul style="list-style-type: none"> • Ships with a 13 watt compact fluorescent light bulb. This is equivalent light output of a 60 watt incandescent light bulb. • 13w/120v/2700K, UL listed, ENERGY STAR rated. • A “ceiling fan” incandescent bulb can also be used. 60 watt is the maximum. 	Best of NeoCon 2005, Silver Award

Alpha-Numeric Index

<i>pattern no.</i>	<i>page</i>	<i>pattern no.</i>	<i>page</i>	<i>pattern no.</i>	<i>page</i>	<i>pattern no.</i>	<i>page</i>
001-214	32	BP-SCF	154	OAK-A1-W/P-SL2-BK-PT-(16,18,22,23,25)	140	ORCH-UT	40
001-315	32	BP-SSF	152	OAK-A1-W/P-SS2-BK-(16,18,22,23,25)	140	ORCH-VAS	44
012-1	18	BP-TOP-C	158	OAK-A1-W/P-SS2-BK-PT-(16,18,22,23,25)	140	ORCH-VPP	38
012-2	18	BP-WKD	156	OAK-A2-P-1-EL2-BK-(16,18,22,23,25)	142	ORCH-WBK	46
012-3	18	BP-WKD-25	156	OAK-A2-P-1-EL2-BK-PT-(16,18,22,23,25)	142	ORCH-WBK-R-EB	46
012-4	18	COPE-01	172	OAK-A2-P-1-SL2-BK-(16,18,22,23,25)	142	OR-LBI-24-EY-()	50
050	20	COPE-01-BASE	172	OAK-A2-P-1-SL2-BK-PT-(16,18,22,23,25)	142	OR-LBI-24-N2-()	48
055-BO	20	COPE-02	172	OAK-A2-P-1-SS2-BK-(16,18,22,23,25)	142	OR-LBI-24-C-()	48
1901	14	COPE-02-BASE	172	OAK-A2-P-1-SS2-BK-PT-(16,18,22,23,25)	142	OR-LBI-30-C-()	48
1901-2	14	COPEBULB	172	OAK-A2-P-2-EL2-BK-(16,18,22,23,25)	142	OR-LBI-30-ES-()	50
1901-3	14	COPE-CLMP	172	OAK-A2-P-2-EL2-BK-PT-(16,18,22,23,25)	142	OR-LBI-30-EY-()	50
1905	16	COPE-CRMT	174	OAK-A2-P-2-SL2-BK-(16,18,22,23,25)	142	OR-LBI-30-N2-()	48
1906	16	COPE-PM-D	174	OAK-A2-P-2-SL2-BK-PT-(16,18,22,23,25)	142	OR-LBI-30-()	48
1912-20	18, 26, 30	COPE-PM-E	174	OAK-A2-P-2-SS2-BK-(16,18,22,23,25)	142	OR-LBI-35-()	48
1912-30	18	COPE-PM-M	172	OAK-A2-P-2-SS2-BK-PT-(16,18,22,23,25)	142	OR-LBI-36-CS-()	48
1912-31	18	COPE-PM-R	174	OA-K-EL2-MS-(16,18,22,23,25)	138	OR-LBI-36-C-()	48
1912-32	18	COPE-SLT	174	OA-K-MS	138	OR-LBI-36-DV-()	48
1912-40	18	F-24-14	166	OAK-OTK-MP	144	OR-LBI-36-ES-()	50
1912-41	18	F-24-16	166	OA-K-PR-EL2-BK-(16,18,22,23,25)	136	OR-LBI-36-EY-()	50
1912-42	18	F-24-18	166	OA-K-PR-EL2-BK-PT-(16,18,22,23,25)	136	OR-LBI-36-N2-()	48
1915	16	F-24-20	166	OA-K-PR-SL2-BK-(16,18,22,23,25)	136	OR-LBI-36-()	48
1916	16	F-24-24	166	OA-K-PR-SL2-BK-PT-(16,18,22,23,25)	136	OR-LBI-42-DV-()	48
255	20	F-30-14	166	OA-K-PR-SS2-BK-(16,18,22,23,25)	136	OR-LBI-42-ES-()	50
2ORCH-F-LT	34	F-30-16	166	OA-K-PR-SS2-BK-PT-(16,18,22,23,25)	136	OR-LBI-42-EY-()	50
2ORCH-S-LGT	36	F-30-18	166	OAK-RJ-EL2-BK-(16,18,22,23,25)	134	OR-LBI-42-N2-()	48
2ORCH-S-LT	34	F-30-20	166	OAK-RJ-EL2-BK-PT-(16,18,22,23,25)	134	OR-LBI-42-()	48
3301	22	F-30-24	166	OAK-RJ-SL2-BK-(16,18,22,23,25)	134	OR-LBI-45-()	48
3301-2	22	F-36-14	166	OAK-RJ-SL2-BK-PT-(16,18,22,23,25)	134	OR-LBI-48-CS-()	48
3305	24	F-36-16	166	OAK-RJ-SS2-BK-(16,18,22,23,25)	134	OR-LBI-48-C-()	48
3312-3	26	F-36-18	166	OAK-RJ-SS2-BK-PT-(16,18,22,23,25)	134	OR-LBI-48-DV-()	48
3312-4	26	F-36-20	166	OA-K-SS2-MS-(16,18,22,23,25)	138	OR-LBI-48-ES-()	50
3313	26	F-36-24	166	OA-SLV(A,B,C)-(E, J)	148	OR-LBI-48-EY-()	50
3314	26	F-42-14	166	OA-SLV(A,B,C)-(GS, BS)	148	OR-LBI-48-N2-()	48
3315	24	F-42-16	166	OR-BKT-PM-B	56	OR-LBI-48-()	48
3319-4	24	F-42-18	168	OR-BKT-PM-CE	56	OR-LBI-54-EY-()	50
3319-4-LN	24	F-42-20	168	OR-BKT-PM-CS	56	OR-LBI-54-N2-()	48
3333	22	F-42-24	168	OR-BKT-PM-D	56	OR-LBI-54-()	48
3350	26	F-48-14	168	OR-BKT-PM-DS	56	OR-LBI-60-DV-()	48
3370 (4" x 6")	24	F-48-16	168	OR-BKT-PM-DV	56	OR-LBI-60-ES-()	50
3371 (5" x 7")	24	F-48-18	168	OR-BKT-PM-E	56	OR-LBI-60-EY-()	50
3601	28	F-48-20	168	OR-BKT-PM-ES	56	OR-LBI-60-N2-()	48
3604	28	F-48-24	168	OR-BKT-PM-M	56	OR-LBI-60-()	48
3605	28	F-60-14	168	OR-BKT-PM-N	56	OR-LBI-66-EY-()	50
3612-3	30	F-60-16	168	OR-BKT-PM-R	56	OR-LBI-66-N2-()	48
3612-4	30	F-60-18	168	OR-BKT-SM-A	56	OR-LBI-66-()	48
3613	30	F-60-20	168	OR-BKT-WM	56	OR-LBI-72-DV-()	48
3614	30	F-60-24	168	ORCH-BDN	38	OR-LBI-72-ES-()	50
3615	28	F-PM-D-(14, 16, 18, 20 or 24)	170	ORCH-CCH	44	OR-LBI-72-EY-()	50
3650	30	F-PM-E-(14, 16, 18, 20 or 24)	170	ORCH-DP	46	OR-LBI-72-N2-()	48
4B2-MP	144	F-PM-M-(14, 16, 18, 20 or 24)	170	ORCH-F-LT	34	OR-LBI-72-()	48
4B2-MP-MS	144	F-PM-R-(14, 16, 18, 20 or 24)	170	ORCH-FS	38	OR-SL-06-24-EY-()	52
4B2-MP-WR	134	F-WM-F-(24, 30, 36, 42, 48, 60)- (14, 16, 18, 20 or 24)	170	ORCH-HFH	40	OR-SL-06-24-N2-()	52
4B2-WR	144	F-WM-R-(14, 16, 18, 20 or 24)	170	ORCH-MT	42	OR-SL-06-24-()	52
512-20	18, 26, 30	OA-CPU-MTL-V	150	ORCH-PC	40	OR-SL-06-30-ES-()	52
BP-DCF	154	OA-CPU-SLNG-V	150	ORCH-PD-A	160	OR-SL-06-30-EY-()	52
BP-DCF-17	154	OA-FR-BK	148	ORCH-SB	36	OR-SL-06-30-N2-()	52
BP-DSF	152	OAK-A1-W/P-EL2-BK-(16,18,22,23,25)	140	ORCH-S-LGT	34	OR-SL-06-30-()	52
BP-KFD	156	OAK-A1-W/P-EL2-BK-PT-(16,18,22,23,25)	140	ORCH-S-LT	34	OR-SL-06-35-()	52
BP-L	154, 156, 158	OAK-A1-W/P-SL2-BK-(16,18,22,23,25)	140	ORCH-SSD	38	OR-SL-06-36-ES-()	52
BP-NKD	156			ORCH-TD	42	OR-SL-06-36-EY-()	52
BP-PD	158			ORCH-TS-UNI	44	OR-SL-06-36-N2-()	52

<i>pattern no.</i>	<i>page</i>	<i>pattern no.</i>	<i>page</i>	<i>pattern no.</i>	<i>page</i>	<i>pattern no.</i>	<i>page</i>
OR-SL-06-36-())	52	OR-WB-48-30	162	SAP B 16 M 3 CLMP HD K	86	SAP MA 3 WL MST 8 K	70
OR-SL-06-42-ES-())	52	OR-WB-LBZ	162	SAP B 16 M 4 ANT SIDE K	92	SAP MA 50 WL DIR K	80
OR-SL-06-42-EY-())	52	OR-WB-PM-B	162	SAP B 16 M 4 CLMP HD K	90	SAP MA 50S	102
OR-SL-06-42-N2-())	52	OR-WB-PM-D	162	SAP B 16 S 3 ANT SIDE K	88	SAP MA 50S 16 ANT CTR K	80
OR-SL-06-42-())	52	OR-WB-PM-DV	162	SAP B 16 S 3 CLMP HD K	86	SAP MA 50S 16 ANT SIDE K	80
OR-SL-06-45-())	52	OR-WB-PM-E	162	SAP B 16 S 4 ANT SIDE K	92	SAP MA 50S 16 CLMP DP K	78
OR-SL-06-48-ES-())	52	OR-WB-PM-M	162	SAP B 16 S 4 CLMP HD K	90	SAP MA 50S 16 CLMP K	78
OR-SL-06-48-EY-())	52	OR-WB-PM-R	162	SAP B 24 L 3 ANT SIDE K	88	SAP MA 50S 16 COT K	78
OR-SL-06-48-N2-())	52	OR-WB-TCM-DV	162	SAP B 24 L 3 CLMP HD K	86	SAP MA 50S 16 DH K	80
OR-SL-06-48-())	52	OR-WB-TCM-E	162	SAP B 24 L 4 ANT SIDE K	92	SAP MA 50S 16 FTM K	78
OR-SL-06-54-EY-())	52	OR-WB-TCM-M	162	SAP B 24 L 4 CLMP HD K	90	SAP MA 50S 16 GRMT K	78
OR-SL-06-54-N2-())	52	OR-WB-TCM-R	162	SAP B 24 M 3 ANT SIDE K	88	SAP MA 50S 24 ANT CTR K	80
OR-SL-06-54-())	52	OR-WB-TR	162	SAP B 24 M 3 CLMP HD K	86	SAP MA 50S 24 ANT SIDE K	80
OR-SL-06-60-ES-())	52	OR-WB-WM	162	SAP B 24 M 4 ANT SIDE K	92	SAP MA 50S 24 CLMP DP K	78
OR-SL-06-60-EY-())	52	PR-MB-3036	164	SAP B 24 M 4 CLMP HD K	90	SAP MA 50S 24 CLMP K	78
OR-SL-06-60-N2-())	52	PR-MB-WM-Rail	164	SAP B 24 S 3 ANT SIDE K	88	SAP MA 50S 24 COT K	78
OR-SL-06-60-())	52	R2	170	SAP B 24 S 3 CLMP HD K	86	SAP MA 50S 24 DH K	80
OR-SL-06-66-EY-())	52	S1	170	SAP B 24 S 4 ANT SIDE K	92	SAP MA 50S 24 FTM K	78
OR-SL-06-66-N2-())	52	S2	170	SAP B 24 S 4 CLMP HD K	90	SAP MA 50S 24 GRMT K	78
OR-SL-06-66-())	52	SAP 3 BKT	102	SAP B 32 L 6 ANT SIDE K	96	SAP MA 50S MJ	104
OR-SL-06-72-ES-())	52	SAP 4 BKT	102	SAP B 32 L 6 CLMP HD K	94	SAP MA 50S SL	102
OR-SL-06-72-EY-())	52	SAP 50 B 16 L 3 ANT SIDE K	88	SAP B 32 L 8 ANT SIDE K	100	SAP MA 50S SL 16 ANT CTR K	82
OR-SL-06-72-N2-())	52	SAP 50 B 16 L 3 CLMP HD K	86	SAP B 32 L 8 CLMP HD K	98	SAP MA 50S SL 16 ANT SIDE K	84
OR-SL-06-72-())	52	SAP 50 B 16 L 4 ANT SIDE K	92	SAP B 32 M 6 ANT SIDE K	96	SAP MA 50S SL 16 CLMP K	82
OR-SL-14-24-EY-())	54	SAP 50 B 16 L 4 CLMP HD K	90	SAP B 32 M 6 CLMP HD K	94	SAP MA 50S SL 16 FTM K	82
OR-SL-14-24-())	54	SAP 50 B 16 M 3 ANT SIDE K	88	SAP B 32 M 8 ANT SIDE K	100	SAP MA 50S SL 24 ANT CTR K	82
OR-SL-14-30-ES-())	54	SAP 50 B 16 M 3 CLMP HD K	86	SAP B 32 M 8 CLMP HD K	98	SAP MA 50S SL 24 ANT SIDE K	84
OR-SL-14-30-EY-())	54	SAP 50 B 16 M 4 ANT SIDE K	92	SAP B 32 S 6 ANT SIDE K	96	SAP MA 50S SL 24 CLMP K	82
OR-SL-14-30-())	54	SAP 50 B 16 M 4 CLMP HD K	90	SAP B 32 S 6 CLMP HD K	94	SAP MA 50S SL 24 FTM K	82
OR-SL-14-35-())	54	SAP 50 B 16 S 3 ANT SIDE K	88	SAP B 32 S 8 ANT SIDE K	100	SAP MA 50S SL WL DIR K	84
OR-SL-14-36-ES-())	54	SAP 50 B 16 S 3 CLMP HD K	86	SAP B 32 S 8 CLMP HD K	98	SAP MA 50S SL WL MST 12 K	84
OR-SL-14-36-EY-())	54	SAP 50 B 16 S 4 ANT SIDE K	92	SAP B CM	112	SAP MA 50S SL WL MST 16 K	84
OR-SL-14-36-())	54	SAP 50 B 16 S 4 CLMP HD K	90	SAP B L	108	SAP MA 50S SL WL MST 8 K	84
OR-SL-14-42-ES-())	54	SAP 50 B 24 L 3 ANT SIDE K	88	SAP B M	108	SAP MA 50S WL MST 12 K	80
OR-SL-14-42-EY-())	54	SAP 50 B 24 L 3 CLMP HD K	86	SAP B MJ	104	SAP MA 50S WL MST 16 K	80
OR-SL-14-42-())	54	SAP 50 B 24 L 4 ANT SIDE K	92	SAP B MJ 50	104	SAP MA 50S WL MST 8 K	80
OR-SL-14-45-())	54	SAP 50 B 24 L 4 CLMP HD K	90	SAP B MST CM	112	SAP MA C	102
OR-SL-14-48-ES-())	54	SAP 50 B 24 M 3 ANT SIDE K	88	SAP B S	108	SAP MA C SW DIR K	62
OR-SL-14-48-EY-())	54	SAP 50 B 24 M 3 CLMP HD K	86	SAP CLMP	114	SAP MA C WL DIR K	62
OR-SL-14-48-())	54	SAP 50 B 24 M 4 ANT SIDE K	92	SAP CLMP DP	114	SAP MA D ANT CTR K	66
OR-SL-14-54-EY-())	54	SAP 50 B 24 M 4 CLMP HD K	90	SAP CLMP HD	114	SAP MA D ANT SIDE K	66
OR-SL-14-54-())	54	SAP 50 B 24 S 3 ANT SIDE K	88	SAP COT	114	SAP MA D CLMP DP K	64
OR-SL-14-60-ES-())	54	SAP 50 B 24 S 3 CLMP HD K	86	SAP D BKT	102	SAP MA D CLMP K	64
OR-SL-14-60-EY-())	54	SAP 50 B 24 S 4 ANT SIDE K	92	SAP DH	114	SAP MA D COT K	64
OR-SL-14-60-())	54	SAP 50 B 24 S 4 CLMP HD K	90	SAP FTM	114	SAP MA D DH K	66
OR-SL-14-66-EY-())	54	SAP 50 B 32 L 6 ANT SIDE K	96	SAP GRMT	114	SAP MA D FTM K	64
OR-SL-14-66-())	54	SAP 50 B 32 L 6 CLMP HD K	94	SAP MA 16 4 ANT CTR K	72	SAP MA D GRMT K	64
OR-SL-14-72-ES-())	54	SAP 50 B 32 L 8 ANT SIDE K	100	SAP MA 16 4 COT K	72	SAP MA D SW MST 12 K	66
OR-SL-14-72-EY-())	54	SAP 50 B 32 L 8 CLMP HD K	98	SAP MA 16 4 DH K	72	SAP MA D SW MST 16 K	66
OR-SL-14-72-())	54	SAP 50 B 32 M 6 ANT SIDE K	96	SAP MA 24 4 ANT CTR K	72	SAP MA D SW MST 8 K	66
OR-WB-22-18-E	162	SAP 50 B 32 M 6 CLMP HD K	94	SAP MA 24 4 COT K	72	SAP MA D WL MST 12 K	66
OR-WB-24-18	162	SAP 50 B 32 M 8 ANT SIDE K	100	SAP MA 24 4 DH K	72	SAP MA D WL MST 16 K	66
OR-WB-28-18-E	162	SAP 50 B 32 M 8 CLMP HD K	98	SAP MA 3 ANT CTR K	70	SAP MA D WL MST 8 K	66
OR-WB-28-24-E	162	SAP 50 B 32 S 6 ANT SIDE K	96	SAP MA 3 ANT SIDE K	70	SAP MA S	102
OR-WB-30-18	162	SAP 50 B 32 S 6 CLMP HD K	94	SAP MA 3 CLMP DP K	68	SAP MA S ANT CTR K	60
OR-WB-30-24	162	SAP 50 B 32 S 8 ANT SIDE K	100	SAP MA 3 CLMP K	68	SAP MA S ANT SIDE K	60
OR-WB-34-18-E	162	SAP 50 B 32 S 8 CLMP HD K	98	SAP MA 3 COT K	68	SAP MA S CLMP DP K	58
OR-WB-34-24-E	162	SAP 50 WL DIR	116	SAP MA 3 DH K	70	SAP MA S CLMP K	58
OR-WB-36-18	162	SAP ANT CTR	114	SAP MA 3 FTM K	68	SAP MA S COT K	58
OR-WB-36-24	162	SAP ANT SIDE	114	SAP MA 3 GRMT K	68	SAP MA S DH K	60
OR-WB-40-24-E	162	SAP B 16 L 3 ANT SIDE K	88	SAP MA 3 SW MST 12 K	70	SAP MA S FTM K	58
OR-WB-40-30-E	162	SAP B 16 L 3 CLMP HD K	86	SAP MA 3 SW MST 16 K	70	SAP MA S GRMT K	58
OR-WB-42-24	162	SAP B 16 L 4 ANT SIDE K	92	SAP MA 3 SW MST 8 K	70	SAP MA S SW MST 12 K	60
OR-WB-42-30	162	SAP B 16 L 4 CLMP HD K	90	SAP MA 3 WL MST 12 K	70	SAP MA S SW MST 16 K	60
OR-WB-46-30-E	162	SAP B 16 M 3 ANT SIDE K	88	SAP MA 3 WL MST 16 K	70	SAP MA S SW MST 8 K	60

<i>pattern no.</i>	<i>page</i>
SAP MA S WL MST 12 K	62
SAP MA S WL MST 16 K	62
SAP MA S WL MST 8 K	62
SAP MA SL	102
SAP MA SL 16 ANT CTR K	74
SAP MA SL 16 ANT SIDE K	76
SAP MA SL 16 CLMP K	74
SAP MA SL 16 FTM K	74
SAP MA SL 24 ANT CTR K	74
SAP MA SL 24 ANT SIDE K	76
SAP MA SL 24 CLMP K	74
SAP MA SL 24 FTM K	74
SAP MA SL WL DIR K	76
SAP MA SL WL MST 12 K	76
SAP MA SL WL MST 16 K	76
SAP MA SL WL MST 8 K	76
SAP MJ	104
SAP MST 12	110
SAP MST 16	110
SAP MST 24	110
SAP MST 32	110
SAP MST 8	110
SAP MST CM	112
SAP MST KNB	112
SAP SW DIR	116
SAP SW DIR C	116
SAP SW MST	116
SAP VESA 100 200	104
SAP VESA 200 200	104
SAP VESA 300 300	106
SAP VESA 400 400	106
SAP WL DIR	116
SAP WL DIR C	116
SAP WL MST	116
SF-LS	146
SF-SB-(E, J)	146
SF-SB-(GS, BS)	146
SF-WR-FS-(BK)-G	146
XYZ ANT SIDE	128
XYZ CLMP	128
XYZ CLMP DP	128
XYZ D CLMP	128
XYZ FMT	128
XYZ GRMT	128
XYZ MA BLOCK	130
XYZ MA CLIP	130
XYZ MA D CLMP K	126
XYZ MA S	130
XYZ MA S ANT SIDE K	126
XYZ MA S CLMP DP K	124
XYZ MA S CLMP K	124
XYZ MA S FTM K	126
XYZ MA S GRMT K	124
XYZ MJ	130

Selling Policy

	<p>This Selling Policy supercedes all previous selling policies. Prices, discounts and product offerings are subject to change without notice.</p>
Terms & Conditions of Sales	<p>Sales by Knoll, Inc. or Knoll North America Corp. ("Seller") of Knoll Product Lines (hereinafter "Products") within the United States and Canada are made only on the terms which are contained in this Selling Policy. Seller hereby gives notice of its objection to any different or additional terms and conditions. This sale is expressly conditional upon Purchaser's assent to the terms and conditions set forth below. Additional terms and conditions may apply to KnollStudio and KnollTextiles orders. These terms and conditions may be modified or supplemented only by a written document signed by an authorized representative of Seller. These terms and conditions supercede any prior and/or contemporaneous agreements or correspondence between Purchaser and Seller. Written quotations expire thirty (30) days from the date of issuance and can be withdrawn by written notice anytime during that period. Where Purchaser and Seller have entered into the Knoll Electronic Terms and Conditions, all orders, acknowledgements, invoices and other business communications placed or transmitted in accordance with the Knoll Electronic Terms and Conditions shall be deemed to be in writing and signed and shall be valid for all purposes as if they were originated and maintained in documentary form.</p>
Ordering Information	<p>All orders must be in writing. The product pattern number(s) contained on Seller's order acknowledgement shall be the final expression of the order.</p>
Order Confirmation	<p>A purchase order is not binding on Seller until Purchaser has received Seller's order confirmation or acknowledgment.</p>
Pricing Policies	<p>List prices are subject to change without notice.</p> <p>List prices shall be those prices in effect on the date of receipt of a complete purchase order unless shipment is requested more than ninety (90) days after order entry in which case prices in effect on the date of shipment apply. List prices include specified freight costs. Unless specified in writing by Seller, no other charges are included in Seller's list prices.</p>
Taxes	<p>All sales, use, excise and other taxes applicable to the sale of the Products shall be paid by Purchaser. If Purchaser claims an exemption from any tax, Purchaser shall submit to Seller the appropriate exemption certificates.</p>
Terms of Payment	<p>Payment for one hundred percent (100%) of the net order amount is due within thirty (30) days of the date of invoice, which is generally issued upon shipment. In case of any discrepancies, such as shortages, and Seller is notified in writing within ten (10) days of receipt of Product, only that portion may be deducted and the balance paid. For orders greater than \$100,000 net, a fifty percent (50%) deposit is due at the time of order placement, with the remainder due within thirty (30) days of the date of invoice.</p> <p>KnollStudio orders less than \$2,000 require payment for one hundred percent (100%) of the net order amount (including any applicable sales tax and charges for inside delivery, special packaging, etc.), due at time of order placement. For KnollStudio orders greater than \$2,000, a one-half (50%) deposit is due at time of order placement with the remainder (including any applicable sales tax and charges for inside delivery, special packaging, etc.) due prior to shipment.</p> <p>If, in the judgment of Seller, Purchaser's financial condition does not justify the terms of the payment, Seller may require full or partial payment in advance.</p> <p>Past due accounts shall be charged one and one-half percent (1.5%) per month, or the highest rate permitted by law, whichever is less, and will be added to the outstanding balance. In the event Purchaser defaults on payment, Purchaser shall be liable for all collection costs, including reasonable attorney's fees and costs.</p>
Changes and Cancellation	<p>Purchase orders may not be changed or cancelled, in whole or in part, without prior written consent of Seller. Changes may effect delivery dates. Expenses incurred because of changes shall be charged to Purchaser. In the event of cancellations, Purchaser will be liable for reasonable cancellation charges established by Seller. Orders for special Product, orders including "COM" (hereinafter defined) material and orders pursuant to expedited delivery programs, may not be canceled.</p>
Freight Prepaid	<p>Freight is prepaid and included in the price of all Products, except KnollTextiles, within the 48 contiguous United States for orders placed with Knoll, Inc. and within Canada, excluding the Yukon, Northwest Territories, Nunavut and Newfoundland for orders placed with Knoll North America Corp. Packing is tested for rigorous motion and transportation but is not guaranteed to protect furniture from all conditions. If special packaging is required for any reason, please consult with your sales representative or dealer. Seller shall select the method of shipment and routing. Freight for all KnollTextiles orders is prepaid and added to the invoice.</p>
Delivery/Freight Charges	<p>Shipments outside the contiguous 48 United States and Canada shall be shipped F.O.B. Origin.</p> <p>For shipments outside the contiguous United States and Canada, Purchaser is responsible for the cost of freight from point of embarkation, including any handling and transportation charges incidental to loading at the point of departure and unloading at the final destination.</p> <p>Conditions beyond the control of Seller, including weather, available facilities and traffic conditions, may affect exact time of delivery. Seller shall not be responsible for specific carrier delivery date or time unless it has made a specific delivery commitment, in writing.</p> <p>Nonstandard methods of shipment and/or additional services are available upon request. Purchaser will be billed for the differential cost of any special services in excess of standard surface carrier freight costs. Premium charges, at Purchaser's request, will be added for airfreight, exclusive use of vehicle and extra, export or special packaging. Accessorial charges will be added for inside delivery, extra labor, reassignment and redelivery.</p> <p>Partial shipments may be made and invoiced by Seller.</p>
Claims	<p>All shipments for Knoll Products within the contiguous United States and Canada are F.O.B. Origin. All risk of loss passes to Purchaser at time of delivery to carrier. Purchaser shall inspect all Products upon receipt and notify Seller within ten (10) working days after receipt of any damage or defects which are, or should be, apparent from an inspection of the Product and its packaging. Failure of Purchaser to notify Seller during the ten (10) working day period shall constitute acceptance of the Products and waiver of any apparent defects, errors or shortages. For all claims relating to Product damaged in transit or for any other claims relating to or arising out of the transportation of the Product, Purchaser must seek recovery from the carrier and Seller has no liability to Purchaser for such claims. Seller may, upon request, assist Purchaser with filing of such claims with the carrier, but Seller will not be liable for any of these transportation related claims.</p>
Seller's Security Interest	<p>Until Seller receives the full payment for the Product, Seller shall have a security interest in the Product. Purchaser agrees to perform all acts, including but not limited to the execution and filing of documentation, which may be necessary to perfect and assure the security interest of Seller.</p>
Returns	<p>The return of Products without a written authorization by Seller shall not be accepted. To receive authorization for Product return, please call Customer Service. All Products that are returned pursuant to a valid authorization shall be subject to a twenty-five percent (25%) of list restocking charge. Products not currently offered for sale by Seller (including COM) shall not be authorized for return. All returned Products must be unused, in original condition and in the original Seller packing cartons. No refund or credit shall be given for damaged Products.</p>
Held Orders/Storage	<p>If Purchaser requests that an order be held or delayed, prices and terms and conditions in effect at the time of shipment shall apply. If Purchaser requests a delay after the time when Seller can defer production, Purchaser will be invoiced for the Product, payable in accordance with standard terms, when the order is ready for shipment. Seller may transfer the Product to storage, in which case all expenses incurred in connection with storage, including demurrage, preparation for storage, storage charges and handling shall be payable by Purchaser upon submission of invoices by Seller. Risk of loss to the Product shall pass to the Purchaser upon delivery of the Product into storage.</p>

Selling Policy

Customer's Own Material	<p>A Purchaser who requests a fabric or other surface material not standard to Seller's line of Products ("COM") must submit samples of the requested material to Seller prior to entry of a purchaser order. Seller shall determine if the material is suitable to its manufacturing processes and meets any requirements of Underwriters Laboratories. If the COM is acceptable, Seller will then establish a price for using the COM or the Product in question. For a description of the procedures for submitting samples and testing, contact customer resources or your sales representative. Seller shall have no responsibility for the appearance, condition, performance, durability, colorfastness or any other physical attribute of the COM. Purchaser shall indemnify and hold Seller harmless for any damages, injuries or losses arising out of or related to use of the COM on the Product.</p>
Warranty	<p>Seller warrants to the original Purchaser only that the Products Seller manufactures and sells to Purchaser are free of defects in workmanship and materials, during the applicable warranty period set forth below.</p> <p>Warranty period set forth below is for 24-hour, 7 days a week, multi shift use (includes parts and labor to repair).</p> <p>Should any failure to conform with this limited warranty appear to a Product listed below during the applicable warranty period from the date of shipment, Seller shall, upon prompt written notice, repair or replace, at its option and costs, the affected part or parts.</p> <p><i>Product and Period of Warranty</i></p> <p><i>Lifetime: Antenna Workspaces, AutoStrada, Calibre, Crinion Open Table, Currents, Dividends Horizon, Equity, Morrison, Reff Profiles laminate, Series 2 Storage, Template and other non-wood components (except cascade edge worksurfaces, operational parts, controls, electrical, Lighting, Series 2 Veneer Front Storage, special or custom products, see below)</i></p> <p><i>12 Years: Chadwick, Essentials Work Chairs, Generation by Knoll, Life, Moment, MultiGeneration by Knoll, ReGeneration by Knoll, RPM and Sapper seating (except seating upholstery, textiles, leathers and finishes, see below).</i></p> <p><i>10 Years: Antenna Workspaces, AutoStrada, Crinion Open Table, Dividends Horizon, Reff Profiles, Template wood components, Series 2 Veneer Front Storage, cascade edge worksurfaces, Wood Casegoods (The Graham Collection) (except wood casegoods upholstered surfaces, see below), Interaction tables (except height adjustment mechanisms for Counterforce, crank-adjustable, and split-top tables and worksurfaces, see below), Reuter overheads, Reuter vertical storage, KnollExtra Sapper Monitor Arm Collection, Adjustable keyboard mechanisms and platforms, Communication Boards (except fabric board textiles, see below), Smokador collection (except leathers, see below), and Orchestra Universal Systems Accessories.</i></p> <p><i>5 Years: Operational parts, controls, electrical, Lighting (except light ballasts, bulbs and power supply, see below), special or custom product, wood veneer products, Currents handcrank, Interaction Counterforce, Interaction crank-adjustable, and split-top mechanisms, KnollStudio, Spark Series seating structural elements, Richard Schultz outdoor products, KnollExtra CPU storage and all universal storage drawers.</i></p> <p><i>3 Years: Seating upholstery, textiles, leathers and finishes. Fabric boards textiles and Smokador Collection leathers.</i></p> <p><i>2 Years: All other KnollExtra product</i></p> <p><i>1 Year: Light ballasts, bulbs and power supply, seating upholstered armpads and soft armpads, wood casegoods upholstered surfaces. KnollStudio Maya Lin and Spark Series seating finishes.</i></p> <p>This warranty does not apply to:</p> <ul style="list-style-type: none">• Damage caused by a carrier other than the Seller.• Normal wear and tear or acts or omissions of parties other than Seller (including user modification, improper use or installation of Products).• COM or other third party materials applied to Products.• Products not installed by or under the auspices of a Knoll Dealer.• Dramatic temperature variations or exposure to unusual conditions.• Changes in surface finishes, including colorfastness due to aging or exposure to light.• Except as specifically noted above, textiles and upholstery supplied by <i>KnollTextiles</i> (consult current <i>KnollTextiles</i> price list for applicable warranty). <p>Natural variations occurring in wood, marble, and leather shall not be considered defects, and the Seller does not guarantee the colorfastness or matching of the colors, grains or textures, or surface hardness of such materials. The Seller also does not guarantee the colorfastness of fiberglass panel surfaces. THE EXPRESS WARRANTIES CONTAINED HEREIN ARE IN LIEU OF ALL OTHER WARRANTIES, EXPRESS OR IMPLIED, INCLUDING ANY WARRANTIES OF MERCHANTABILITY AND FITNESS FOR PARTICULAR PURPOSE AND ALL OTHER WARRANTIES ARISING FROM COURSE OF DEALING OR USAGE OF TRADE.</p> <p>The remedies provided above are the Purchaser's sole remedies for any failure of Seller to comply with its obligations regarding the workmanship of its Products. Correction of any nonconformity in the manner and for the period of time provided shall constitute complete fulfillment of all liabilities of Seller, with respect to or arising out of the Product furnished hereunder.</p>
Delay/Force Majeure	<p>Seller shall not be liable for failure to perform or for delay in performance due to fire, flood, strike or other labor difficulty, act of God, act of any governmental authority or of the Purchaser, riot, embargo, fuel or energy shortage, wrecks or delay in transportation, inability to obtain necessary labor, materials or manufacturing facilities from usual sources or failure of suppliers to meet their contractual obligations, or due to any cause beyond its reasonable control. If any such event occurs, Seller may extend delivery dates by a period of time necessary to overcome the effect of such delay, allocate available Product or cancel any purchase order.</p>
Compliance with Law	<p>PURCHASER IS SOLELY RESPONSIBLE FOR COMPLIANCE WITH ALL APPLICABLE FEDERAL, STATE AND LOCAL LAWS, ORDINANCES, REGULATIONS, RULES AND STANDARDS RELATING TO THE INSTALLATION, MAINTENANCE, USE AND OPERATION OF THE PRODUCTS.</p>
Patents	<p>Subject to the following provisions, Seller shall, at its own expense, defend or, at its option, settle any claim, suit or proceeding brought against the Purchaser, and/or its vendees, mediate and immediate, so far as based on an allegation that any Product or any part thereof furnished hereunder constitutes a direct or a contributory infringement of any claim of any patent of the United States or Canada. This obligation shall be effective only if Purchaser shall have made all payments then due hereunder and if Seller is notified promptly in writing and given authority, information and assistance for the defense of said claim, suit or proceeding. Seller shall pay all damages and costs awarded in such suit or proceedings so defended.</p> <p>The foregoing indemnity does not apply to the following:</p> <ul style="list-style-type: none">• Products supplied according to a design other than that of Seller, and which is required by the Purchaser.• Combination of the Product with another product not furnished hereunder unless Seller is a contributory infringer.• Any settlements of a suit or proceeding made without Seller's written consent.
Limitations of Liability	<p>SELLER, ITS CONTRACTORS, AUTHORIZED DEALERS AND SUBCONTRACTORS OR SUPPLIERS OF ANY TIER SHALL NOT BE LIABLE TO PURCHASER FOR ANY SPECIAL, INDIRECT, INCIDENTAL OR CONSEQUENTIAL DAMAGES ARISING FROM A BREACH OF THIS AGREEMENT.</p> <p>Purchaser's remedies set forth herein are exclusive and the liability of Seller with respect to the breach of this agreement or any contract entered into between the parties pursuant hereto shall not exceed the price of the Product or part on which such liability is based.</p>

General Ordering Information

The Products

This guide encompasses all standard products for this product group.

Sizes

Dimensions listed in this guide are indicated as:

H = height

W = width

D = depth

Dia. = diameter

Rad. = radius

Pricing

All prices shown are list.

How to Order

Select pattern numbers and quantities required for your complete installation. Product questions can be addressed in the specific sections of this guide or by contacting your sales representative or customer resource representative at 1-800-343-5665.

Next, select options (if required), along with colors and finishes appropriate to each product. Reference the Finishes and Fabrics pages for color designations.

On large installations, an item's "designated area" can be specified to assist in product organization and handling.

To expedite complete / correct entry of your order, be certain all pattern numbers, quantities, colors and area identifications are completely specified. Also, include complete purchase order numbers, bill-to and ship-to addresses, a contact name and specific factory shipping dates required.

Mail all orders to:

Knoll, Inc.

1235 Water Street

East Greenville, PA 18041

Attention: Order Entry

Once your order is entered at Knoll, an acknowledgment will be mailed to you. You will be advised of your scheduled shipping date within five days of the original acknowledgment. If it is necessary to revise your order, please contact your customer resource representative.

Sustainability Statement

Sustainable design is a key component of Knoll's environmental focus. Our commitment to social responsibility and a healthy environment has prompted us to further articulate our longstanding environmental programs and, with encouragement and support from our colleagues in the industry, we have re-energized our focus on such "green" initiatives as life cycle analysis and LEED™ certification. Knoll is proud to have contributed to projects that have received LEED certification from the U.S. Green Building Council.

For the latest information on Knoll products that help our customers achieve LEED certification, log on to knoll.com, click on "About Knoll" and then "Environmental Focus."