

Table of Contents

Introduction	Knoll and Sustainable Design	2
Dividends System	Dividends Color Program Finishes	4
	Dividends Legacy Finishes	5
	Dividends Worksurfaces	6
	Dividends Window	18
Equity System	Equity Finishes	20
	Equity service wall accessories	21
	Equity EW1 Worksurfaces	22
	Equity EW3 Worksurfaces	26
	Equity / Dividends style File tops	28
Morrison System	Morrison System Finishes	29
	Knoll Color Program	30
	Morrison System Legacy Finishes	31
	Morrison Window Panel	32
	Morrison Connectors, post assemblies	33
	Morrison miscellaneous	37
	Trim Cover	38
	Morrison Worksurfaces, 1 3/4"	40
	Morrison Worksurfaces, 1 1/4"	48
	Morrison Options Worksurfaces, 1 1/4"	63
	Currents System worksurfaces	77
	VDT corner and transitional end panels	78
	Kneehole filler and transitional filler panels	79
	Return filler panels	80
	Intermediate shelves	81
	Morrison shelves and flush counter surface, 1 3/4"	82
	Morrison shelves and flush counter surface, 1 1/4"	83
	Morrison Overhead cabinets	84
	Morrison Network privacy screen	85
Morrison vertical storage	86	
Reff System	Reff Finish Options	87
	Reff Panels	89
	Reff Worksurfaces	95
	Reff support components	116
	Reff Cabinetry	118
	Reff Overhead storage	129
	Reff accessories	152
Alpha-Numeric Index		153
Selling Policy		161
KnollKey Lock Program		163
General Ordering Information		164

Knoll and Sustainable Design

Each year Knoll sets key initiatives in our journey to sustainability. We are members of a global consortium on energy, have adopted a scientific, metrics-based approach to sustainable product design, and maintain a leadership position in establishing universal, verifiable, sustainability standards for our industry.

Knoll promotes independent third-party certification because it provides the most impartial and trustworthy foundation for industry-wide environmental compliance. Certification by established and respected third parties ensures that all manufacturers are held to the same high standards and that customers can trust a company's declaration about the environmental benefits of its products. Knoll third-party partners include: the International Standards Organization (ISO); Forest Stewardship Council (FSC); GREENGUARD® Environmental Institute; and Chicago Climate Exchange (CCX®).

In addition, Knoll is aligned with the U.S. Green Building Council and can help companies, healthcare organizations and educational institutions achieve Leadership in Energy and Environmental Design (LEED®) workplace certification.

1. Global Climate Change

- Knoll is a sponsor of the Clinton Global Initiative, which brings together a community of global leaders to devise and implement solutions to some of the world's most pressing challenges, including environmental change.
- Knoll is a member of the Chicago Climate Exchange, which promotes greenhouse gas reduction through the trading of credits earned for reducing emissions.
- Knoll has a comprehensive Energy Management Program to increase energy efficiency in products and processes.

2. Life Cycle Assessment (LCA) Tool

Life Cycle Assessment is a science-based measurement of a product's environmental impacts throughout its life cycle, from raw materials sourcing through manufacture, shipping, use, and re-use or end-of-life. LCA enables cradle-to-cradle implementation of sustainable practices.

- Knoll partners with The Green Standard.org (formerly the International Design Center for the Environment, or IDCE) to develop an affordable, universal, ISO-compliant computer-based LCA tool that can be used by the entire contract furniture industry.

An affordable universal LCA tool has enormous potential value to:

- Help stop dangerous and irreversible climate change
- Conserve natural resources and reduce waste
- Improve quality of life
- Eliminate market confusion about green products using real metrics and sound science
- Facilitate design innovation
- Advance the sustainability triple bottom line: environment, economics and social equity

3. Setting Industry Standards

- Knoll partners with MTS (Market Transformation to Sustainability) to develop the SMART® Standard, a set of consensus-based sustainable product standards based on the LEED® model, for all building products, fabric, apparel, flooring and carpet. MTS, the developer of the SMART Standard, is an accredited American National Standards Institute (ANSI) standard developer.
- Knoll also participates in an ongoing BIFMA (Business and Institutional Furniture Manufacturers Association) initiative to establish sustainability standards for the contract furniture industry.
- Our goal is to encourage all manufacturers in the contract furniture and related industries to adopt standards that will lead to sustainable products and practices.

For more information about Knoll environmental, health and safety programs, visit knoll.com/environment.

All dimensions in this price list are nominal and follow standard size convention of its respective product line.

Core Paint and Laminate Finishes

Specify Core finishes for all new customers

Order Code	Color Name	Old Order Code	Paint Grade	Paint Finishes	Plastic Panel Trim Finishes	DS-1 Pedestal & Overhead Finishes	Laminate Finishes	2mm Edgeband Finishes	Cascade Worksurface Finishes
611	Beige Mist Metallic		P2	•					
118	Bright White	LH	P3	•		•	•	•	•
112	Brown		P1	•		•			
123	Brushed Grey						•		
122	Brushed Sand						•		
113	Dark Grey	Y3	P1	•	•	•		•	
128	Fog	G					•	•	
114	Folkstone Grey		P1	•		•	•	•	•
111	Jet Black	27	P1	•		•	•	•	
124	Medium Cherry						•	•	•
115	Medium Grey	Y2	P1	•	•	•		•	
612	Medium Metallic Grey	J	P2	•					
121	Micro Grey						•		
129	Micro Sand						•		
126	Natural Cherry						•	•	•
125	Natural Maple						•	•	•
119	Pumice	LB, F					•	•	•
116	Sandstone		P1	•		•			
613	Silver	3	P3	•					
117	Soft Grey	E, M42	P1	•	•	•	•	•	•
127	Walnut						•	•	•
				Panel base raceway covers Steel tile inserts D1 style tile supports Overhead cabinets Pedestal case and fronts	Plastic panel trim PVC post assemblies Beltway raceway covers Power pole covers	DS1 pedestal drawer plugs DS1 pedestal handles DS1 Overhead door end plugs	2mm Edge Worksurfaces 15" deep counters	2mm Edge Worksurfaces 15" deep counters	Cascade edge worksurfaces

Note: Laminates and other finishes may vary in color due to different dye lots. Slight variations are to be expected.

Specify legacy finishes to match exiting product only. Legacy finishes are not available for new customers.

Trim Finishes

- Panel top caps*
- Panel post trim*
- Pedestal drawer top caps*
- Overhead drawer top caps*
- Pedestal drawer pulls*

Y1 Pewter

Techgrain Veneer

- Panel trim*
- ⊕V09 American Cherry
- ⊕V04 Maple

⊕ = Extended Leadtime

Painted Finishes

- Panel base raceway covers.*
- Panel tiled insert supports*
- Solid Steel panel inserts*
- Perforated steel panel inserts*
- Embossed steel panel inserts*
- Overhead storage components*
- Pedestals*
- Desk components*
- Metal panel topcaps and trim*

P1 Finishes

Y1 Pewter

P2 Finishes

- H Beige Metallic
- W Light Tan Metallic

All other Knoll paint finishes and custom finishes (Series 2 components only)

Techgrain Veneer Series 2 overhead fronts Pedestal fronts

- ⊕KC Cherry
- ⊕KM Maple

Laminates

Worksurfaces

- MC Caramel Maple
- CM Clear Maple
- M1 Light Grey
- PA Pearwood
- SD Sand
- B Snow
- WM Warm Cherry
- MR6 Winter Grey Matrix

Worksurface Edge


2mm edgeband

- MC Caramel Maple
- CM Clear Maple
- Y3 Dark Grey
- Y2 Medium Grey
- MT Metal
- Y1 Pewter
- SD Sand
- B Snow
- WM Warm Cherry

Note: Laminates and other finishes may vary in color due to different dye lots. Slight variations are to be expected.


Dividends Worksurfaces
Rectangular 18" Deep
Rectangular 18" Deep + Post

Standard Specials Systems

description	w	d	t	pattern no.	PVC edge	woodgrain PVC edge	metal edge
18" Deep Rectangular, No Grommet 	18"	18"	1 1/4"	D1R1818NQ	\$178.	\$196.	\$213.
18" Deep Rectangular, No Grommet Post Condition	21"	18"	1 1/4"	D1R2118NQ	187.	205.	224.
	27"	18"	1 1/4"	D1R2718NQ	194.	213.	233.
	33"	18"	1 1/4"	D1R3318NQ	207.	227.	249.
	39"	18"	1 1/4"	D1R3918NQ	240.	265.	288.
	45"	18"	1 1/4"	D1R4518NQ	270.	296.	324.
	51"	18"	1 1/4"	D1R5118NQ	297.	328.	357.
	57"	18"	1 1/4"	D1R5718NQ	322.	354.	386.
	63"	18"	1 1/4"	D1R6318NQ	345.	379.	414.
	69"	18"	1 1/4"	D1R6918NQ	361.	397.	434.
	75"	18"	1 1/4"	D1R7518NQ	391.	430.	469.
	81"	18"	1 1/4"	D1R8118NQ	411.	451.	493.
	87"	18"	1 1/4"	D1R8718NQ	459.	503.	549.
	93"	18"	1 1/4"	D1R9318NQ	509.	560.	610.
	99"	18"	1 1/4"	D1R9918NQ	558.	615.	671.

Order Code	Ordering Information	Included with:	Options
"D" Worksurface	"D" Worksurface	Worksurfaces	Worksurfaces
<i>Example:</i> D1R 1818N Q, 114, 114	1. Pattern Number		• Center-Located Edge Grommet
D1R Pattern Number	2. Laminate Finish		To specify, replace the "N" suffix from the pattern number with "G".
1818G Q	3. Edge Band Finish		Add \$17.
114 Folkstone Grey Laminate			• Woodgrain PVC edge
114 Folkstone grey Edge Band			• Metal edge

Dividends Worksurfaces
Rectangular 24" Deep
Rectangular 24" Deep + Post

description	w	d	t	pattern no.	PVC edge	woodgrain PVC edge	metal edge
24" Deep Rectangular, No Grommet 	102"	24"	1 1/4"	D1R10224NQ	\$656.	\$722.	\$787.
	108"	24"	1 1/4"	D1R10824NQ	707.	778.	849.
	120"	24"	1 1/4"	D1R12024NQ	807.	889.	970.
24" Deep Rectangular, No Grommet Post Condition	21"	24"	1 1/4"	D1R2124NQ	187.	205.	224.
	27"	24"	1 1/4"	D1R2724NQ	213.	234.	256.
	33"	24"	1 1/4"	D1R3324NQ	242.	267.	291.
	39"	24"	1 1/4"	D1R3924NQ	275.	302.	330.
	45"	24"	1 1/4"	D1R4524NQ	311.	343.	373.
	51"	24"	1 1/4"	D1R5124NQ	342.	376.	411.
	57"	24"	1 1/4"	D1R5724NQ	368.	406.	442.
	63"	24"	1 1/4"	D1R6324NQ	400.	439.	479.
	69"	24"	1 1/4"	D1R6924NQ	423.	467.	509.
	75"	24"	1 1/4"	D1R7524NQ	449.	495.	541.
	81"	24"	1 1/4"	D1R8124NQ	477.	525.	573.
	87"	24"	1 1/4"	D1R8724NQ	538.	590.	644.
	93"	24"	1 1/4"	D1R9324NQ	588.	647.	706.
99"	24"	1 1/4"	D1R9924NQ	639.	703.	766.	

Ordering Information

Worksurfaces

1. Pattern Number
2. Laminate Finish
3. Edge Band Finish

Order Code

Worksurfaces

Example: **D1R 4524NQ, 114, 114**

D1R Pattern Number
4524N Q

114 Folkstone Grey
 Laminate

114 Folkstone Grey Edge
 Band

Included with:

Worksurfaces

Options

Worksurfaces

- Center-Located Edge Grommet
 To specify, replace the "N" suffix from the pattern number with "G".
Add \$17.
- Woodgrain PVC edge
- Metal edge

Dividends Worksurfaces
Rectangular 30" Deep
Rectangular 30" Deep + Post

Standard Specials Systems

description	w	d	t	pattern no.	PVC edge	woodgrain PVC edge	metal edge
30" Deep Rectangular, No Grommet	102"	30"	1 1/4"	D1R10230NQ	\$772.	\$849.	\$926.
	108"	30"	1 1/4"	D1R10830NQ	820.	901.	983.
	114"	30"	1 1/4"	D1R11430NQ	867.	955.	1,041.
	120"	30"	1 1/4"	D1R12030NQ	914.	1,006.	1,098.
30" Deep Rectangular, No Grommet Post Condition	27"	33"	1 1/4"	D1R2730NQ	270.	296.	324.
	33"	30"	1 1/4"	D1R3330NQ	303.	334.	363.
	39"	30"	1 1/4"	D1R3930NQ	333.	366.	399.
	45"	30"	1 1/4"	D1R4530NQ	365.	402.	439.
	51"	30"	1 1/4"	D1R5130NQ	417.	460.	500.
	57"	30"	1 1/4"	D1R5730NQ	463.	509.	554.
	63"	30"	1 1/4"	D1R6330NQ	516.	568.	620.
	69"	30"	1 1/4"	D1R6930NQ	545.	599.	653.
	75"	30"	1 1/4"	D1R7530NQ	575.	632.	691.
	81"	30"	1 1/4"	D1R8130NQ	612.	673.	733.
	87"	30"	1 1/4"	D1R8730NQ	658.	724.	790.
	93"	30"	1 1/4"	D1R9330NQ	706.	777.	847.
	99"	30"	1 1/4"	D1R9930NQ	749.	824.	899.

Ordering Information

Worksurfaces

1. Pattern Number
2. Laminate Finish
3. Edge Band Finish

Order Code

Worksurfaces

Example: **D1R 6330N Q, 114, 114**

D1R Pattern Number
6330N Q

114 Folkstone Grey
Laminate

114 Folkstone Grey Edge
Band

Included with:

Worksurfaces

Options:

Worksurfaces

- Center-Located Edge Grommet
To specify, replace the "N" suffix from the pattern number with "G".
Add \$17.
- Woodgrain PVC edge
- Metal edge

Dividends Worksurfaces
Rectangular 36" Deep
Rectangular 36" Deep + Post

description	w	d	thickness	pattern no.	PVC edge	woodgrain PVC edge	metal edge
36" Deep Rectangular, No Grommet	30"	36"	1 1/4"	D1R3036NQ	\$283.	\$311.	\$340.
	36"	36"	1 1/4"	D1R3636NQ	349.	384.	419.
	42"	36"	1 1/4"	D1R4236NQ	415.	456.	498.
	48"	36"	1 1/4"	D1R4836NQ	482.	529.	577.
	54"	36"	1 1/4"	D1R5436NQ	547.	602.	656.
	78"	36"	1 1/4"	D1R7836NQ	817.	899.	981.
	84"	36"	1 1/4"	D1R8436NQ	884.	972.	1,061.
	90"	36"	1 1/4"	D1R9036NQ	953.	1,047.	1,142.
	96"	36"	1 1/4"	D1R9636NQ	1,025.	1,127.	1,230.
	102"	36"	1 1/4"	D1R10236NQ	1,095.	1,204.	1,314.
	108"	36"	1 1/4"	D1R10836NQ	1,164.	1,280.	1,397.
	114"	36"	1 1/4"	D1R11436NQ	1,233.	1,356.	1,480.
	120"	36"	1 1/4"	D1R12036NQ	1,284.	1,412.	1,541.
36" Deep Rectangular, No Grommet Post Condition	30"	36"	1 1/4"	D1R3336NQ	501.	552.	602.
	39"	36"	1 1/4"	D1R3936NQ	524.	577.	630.
	45"	36"	1 1/4"	D1R4536NQ	549.	604.	658.
	51"	36"	1 1/4"	D1R5136NQ	572.	629.	686.
	57"	36"	1 1/4"	D1R5736NQ	548.	603.	657.
	63"	36"	1 1/4"	D1R6336NQ	661.	728.	795.
	69"	36"	1 1/4"	D1R6936NQ	731.	804.	877.
	75"	36"	1 1/4"	D1R7536NQ	765.	841.	918.
	81"	36"	1 1/4"	D1R8136NQ	797.	877.	957.
	87"	36"	1 1/4"	D1R8736NQ	831.	914.	997.
	93"	36"	1 1/4"	D1R9336NQ	862.	948.	1,036.
	99"	36"	1 1/4"	D1R9936NQ	898.	987.	1,076.

Ordering Information

Worksurfaces

1. Pattern Number
2. Laminate Finish
3. Edge Band Finish

Order Code

Worksurfaces

Example: **D1R 3036N Q, 114, 114**

D1R Pattern Number
3036N Q

114 Folkstone Grey
Laminate

114 Folkstone Grey Edge
Band

Included with:

Worksurfaces


Options

Worksurfaces

- Center-Located Edge Grommet
To specify, replace the "N" suffix from the pattern number with "G".
Add \$17.
- Woodgrain PVC edge
- Metal edge

Dividends Worksurfaces
 Curvilinear Wave End
 Left

Standard Specials Systems

description	1	2	3	A	B	t	pattern no.	PVC edge	woodgrain PVC edge	metal edge
 Curvilinear Wave End Left No Grommet	29 1/2"	23 1/2"	29 1/2"	14 15/16"	2 15/16"	1 1/4"	D1W303024NQ	\$515.	\$567.	\$618.
	35 13/16"	17 1/2"	23 1/2"	14 15/16"	2 15/16"	1 1/4"	D1W362418NQ	542.	595.	649.
	47 13/16"	23 1/2"	35 13/16"	14 15/16"	14 15/16"	1 1/4"	D1W483624NQ	633.	697.	760.
	53 13/16"	23 1/2"	29 1/2"	14 15/16"	14 15/16"	1 1/4"	D1W543024NQ	659.	726.	791.
	59 13/16"	17 1/2"	29 1/2"	23 7/16"	14 15/16"	1 1/4"	D1W603018NQ	685.	754.	823.
	59 13/16"	23 1/2"	29 1/2"	23 7/16"	18 7/16"	1 1/4"	D1W603024NQ	685.	754.	823.
	59 13/16"	23 1/2"	35 1/2"	17 1/2"	14 15/16"	1 1/4"	D1W603624NQ	711.	782.	854.
	65 13/16"	23 1/2"	29 1/2"	23 7/16"	15 15/16"	1 1/4"	D1W663024NQ	737.	812.	886.
	65 13/16"	23 1/2"	35 1/2"	23 7/16"	14 15/16"	1 1/4"	D1W663624NQ	737.	812.	886.
	71 13/16"	29 1/2"	35 1/2"	23 7/16"	14 15/16"	1 1/4"	D1W723630NQ	764.	840.	917.
	77 13/16"	23 1/2"	29 1/2"	23 7/16"	30 7/16"	1 1/4"	D1W783024NQ	790.	869.	948.
	77 13/16"	23 1/2"	35 1/2"	23 7/16"	14 15/16"	1 1/4"	D1W783624NQ	824.	906.	988.
	83 13/16"	23 1/2"	35 1/2"	23 7/16"	14 15/16"	1 1/4"	D1W843624NQ	850.	934.	1,019.
	89 13/16"	23 1/2"	29 1/2"	23 7/16"	30 7/16"	1 1/4"	D1W903024NQ	876.	964.	1,051.
	95 13/16"	23 1/2"	29 1/2"	23 7/16"	39"	1 1/4"	D1W963024NQ	903.	992.	1,083.
95 13/16"	23 1/2"	35 1/2"	23 7/16"	14 15/16"	1 1/4"	D1W963624NQ	929.	1,022.	1,115.	
95 13/16"	29 1/2"	35 1/2"	23 7/16"	30 7/16"	1 1/4"	D1W963630NQ	929.	1,022.	1,115.	

Order Code	Ordering Information	Included with:	Options
Worksurfaces	Worksurfaces	Worksurfaces	Worksurfaces
<i>Example:</i> D1R 303024N Q, 114, 114	1. Pattern Number		• Center-Located Edge Grommet
D1R Pattern Number	2. Laminate Finish		To specify, replace the "N" suffix
303024N	3. Edge Band Finish		from the pattern number with
114 Folkstone			"G".
Grey Laminate			Add \$17.
114 Folkstone Grey Edge			• Woodgrain PVC edge
Band			• Metal edge

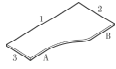
Dividends Worksurfaces

Curvilinear Wave End

Right

Standard Specials Systems

description	1	2	3	A	B	t	pattern no.	PVC edge	woodgrain PVC edge	metal edge
Curvilinear Wave End Right No Grommet	29 1/2"	29 1/2"	23 1/2"	2 15/16"	14 15/16"	1 1/4"	D1W302430NQ	\$515.	\$567.	\$618.
	35 13/16"	23 1/2"	17 1/2"	2 15/16"	14 15/16"	1 1/4"	D1W361824NQ	542.	595.	649.
	47 13/16"	35 15/16"	23 1/2"	14 15/16"	14 15/16"	1 1/4"	D1W482436NQ	633.	697.	760.
	53 13/16"	29 1/2"	23 1/2"	14 15/16"	14 15/16"	1 1/4"	D1W542430NQ	659.	726.	791.
	59 13/16"	29 1/2"	17 1/2"	14 15/16"	23 7/16"	1 1/4"	D1W601830NQ	685.	754.	823.
	59 13/16"	29 1/2"	23 1/2"	18 7/16"	23 7/16"	1 1/4"	D1W602430NQ	703.	773.	843.
	59 13/16"	35 1/2"	23 1/2"	14 15/16"	17 1/2"	1 1/4"	D1W602436NQ	711.	782.	854.
	65 13/16"	29 1/2"	23 1/2"	15 15/16"	23 7/16"	1 1/4"	D1W662430NQ	737.	812.	886.
	65 13/16"	35 1/2"	23 1/2"	14 15/16"	23 7/16"	1 1/4"	D1W662436NQ	737.	812.	886.
	71 13/16"	35 1/2"	29 1/2"	30 7/16"	23 7/16"	1 1/4"	D1W723036NQ	764.	840.	917.
	77 13/16"	29 1/2"	23 1/2"	30 7/16"	23 7/16"	1 1/4"	D1W782430NQ	790.	869.	948.
	77 13/16"	35 1/2"	23 1/2"	14 15/16"	23 7/16"	1 1/4"	D1W782436NQ	824.	906.	988.
	83 13/16"	35 1/2"	23 1/2"	14 15/16"	23 7/16"	1 1/4"	D1W842436NQ	850.	934.	1,019.
	89 13/16"	29 1/2"	23 1/2"	30 7/16"	23 7/16"	1 1/4"	D1W902430NQ	876.	964.	1,051.
	95 13/16"	29 1/2"	23 1/2"	39"	23 7/16"	1 1/4"	D1W962430NQ	903.	992.	1,083.
	95 13/16"	35 1/2"	23 1/2"	14 15/16"	23 7/16"	1 1/4"	D1W962436NQ	929.	1,056.	1,148.
	95 13/16"	35 1/2"	23 1/2"	30 7/16"	23 7/16"	1 1/4"	D1W963036NQ	929.	1,022.	1,115.



Dividends System

Ordering Information

Worksurfaces

1. Pattern Number
2. Laminate Finish
3. Edge Band Finish

Order Code

Worksurfaces

Example: **D1R 302430N Q, 114, 114**

D1R Pattern Number
302430N

Q14 Folkstone
Grey Laminate

114 Folkstone Grey Edge
Band

Included with:

Worksurfaces

Options



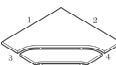
Worksurfaces

- Center-Located Edge Grommet
To specify, replace the "N" suffix from the pattern number with "G".
Add \$17.
- Woodgrain PVC edge
- Metal edge

Dividends Worksurfaces

Rectilinear Corner, Split Top Corner

Standard Specials Systems

description	1	2	3	4	t	pattern no.	PVC edge	woodgrain PVC edge	metal edge
Rectilinear Corner Worksurface. 30" Deep Return Left 30" Deep Return Right With Grommets	42"	42"	30"	30"	1 1/4"	D1C4230GQ	\$575.	\$629.	\$684.
Rectilinear Corner Worksurface. 30" Deep Return Left 30" Deep Return Right No Grommets	42"	42"	30"	30"	1 1/4"	D1C4230NQ	547.	602.	656.
									
Rectilinear Corner Worksurface. 36" Deep Return Left 36" Deep Return Right With Grommets	48"	48"	36"	36"	1 1/4"	D1C4836GQ	671.	733.	798.
Rectilinear Corner Worksurface. 36" Deep Return Left 36" Deep Return Right No Grommets	48"	48"	36"	36"	1 1/4"	D1C4836NQ	642.	706.	771.
									
Split Top Corner Worksurface With Grommets	36"	36"	24"	24"	1 1/4"	D1CS3624GQ	1,858.	2,040.	2,224.
Split Top Corner Worksurface No Grommets	36"	36"	24"	24"	1 1/4"	D1CS3624NQ	1,830.	2,013.	2,195.
									

Ordering Information

Worksurfaces

1. Pattern Number
2. Laminate Finish
3. Edge Band Finish

Split Top Corner Worksurfaces

1. Pattern Number
2. Laminate Finish
3. Edge Band Finish

Order Code

Worksurfaces

Example: **D1C 4230G Q 117, 115**

D1C Pattern Number
4230G Q

117 Soft Grey Laminate

115 Medium Grey Edge Band

Split Top Corner Worksurfaces

Example: **D1CS 3624G Q 117, 117**

D1CS Pattern Number
3624G Q

117 Soft Grey Laminate

117 Soft Grey Edge Band

Included with:

Worksurfaces

- Worksurface
- Panel-to-Worksurface Bracket
- Split Top Corner Worksurfaces

Split Top Corner Worksurfaces

- Front Worksurface
- Back Worksurface
- Split Top Mechanism
- Flat Brackets
- Panel-to-Worksurface Bracket

Options

Worksurfaces

- 2 Center-Located Edge Grommets
- Woodgrain PVC edge
- Metal edge

Worksurfaces

- 2 Center-Located Edge Grommets
- Woodgrain PVC edge
- Metal edge

Dividends Worksurfaces
 Curvilinear Corner
 "L" Shape-24" Depths

description	1	2	3	4	t	pattern no.	PVC edge	woodgrain PVC edge	metal edge
Curvilinear Corner "L" Shape Worksurface 24"	36"	48"	24"	24"	1 1/4"	D1L3648SSNQ	\$656.	\$722.	\$787.
Deep Returns Left and Right No Grommet	36"	54"	24"	24"	1 1/4"	D1L3654SSNQ	758.	833.	909.
	36"	60"	24"	24"	1 1/4"	D1L3660SSNQ	785.	863.	941.
	36"	72"	24"	24"	1 1/4"	D1L3672SSNQ	815.	896.	978.
	36"	78"	24"	24"	1 1/4"	D1L3678SSNQ	875.	963.	1,050.
	42"	48"	24"	24"	1 1/4"	D1L4248SSNQ	701.	771.	840.
	42"	54"	24"	24"	1 1/4"	D1L4254SSNQ	815.	896.	978.
	42"	84"	24"	24"	1 1/4"	D1L4284SSNQ	1,009.	1,110.	1,211.
	48"	36"	24"	24"	1 1/4"	D1L4836SSNQ	656.	722.	787.
	48"	42"	24"	24"	1 1/4"	D1L4842SSNQ	701.	771.	840.
	48"	54"	24"	24"	1 1/4"	D1L4854SSNQ	823.	905.	987.
	48"	78"	24"	24"	1 1/4"	D1L4878SSNQ	937.	1,032.	1,125.
	48"	96"	24"	24"	1 1/4"	D1L4896SSNQ	1,312.	1,444.	1,574.
	54"	36"	24"	24"	1 1/4"	D1L5436SSNQ	758.	833.	909.
	54"	42"	24"	24"	1 1/4"	D1L5442SSNQ	815.	896.	978.
	54"	48"	24"	24"	1 1/4"	D1L5448SSNQ	823.	905.	987.
	60"	36"	24"	24"	1 1/4"	D1L6036SSNQ	785.	863.	941.
	72"	36"	24"	24"	1 1/4"	D1L7236SSNQ	815.	896.	978.
	78"	36"	24"	24"	1 1/4"	D1L7836SSNQ	875.	963.	1,050.
	84"	42"	24"	24"	1 1/4"	D1L8442SSNQ	1,009.	1,110.	1,211.
	96"	48"	24"	24"	1 1/4"	D1L9648SSNQ	1,312.	1,444.	1,574.

Ordering Information

1. Worksurfaces
2. Pattern Number
3. Laminate Finish
4. Edge Band Finish

Order Code

Worksurfaces	
<i>Example:</i> D1L 3648SSN Q M42, E	
D1L	Pattern Number
3648SSN	
M42	Soft grey laminate
E	Edge Band

Included With:

- Worksurfaces**
 Worksurface
 Panel-to-Worksurface Bracket

Options

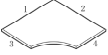
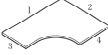
- Worksurfaces**
- 2 center-located edge grommets
 To specify, replace the "N" suffix from the pattern number with "G"
Add \$27
 - Woodgrain PVC edge
 - Metal edge

Dividends Worksurfaces

Curvilinear Corner

"L" Shape-30" Depths

Standard Specials Systems

description	1	2	3	4	t	pattern no.	PVC edge	woodgrain PVC edge	metal edge
Curvilinear Corner "L" Shape Worksurface 30"	42"	42"	30"	30"	1 1/4"	D1L4242DDNQ	\$672.	\$736.	\$801.
Deep Returns Left and Right No Grommet	42"	60"	30"	30"	1 1/4"	D1L4260DDNQ	826.	908.	990.
	42"	66"	30"	30"	1 1/4"	D1L4266DDNQ	928.	1,021.	1,114.
	42"	72"	30"	30"	1 1/4"	D1L4272DDNQ	839.	922.	1,006.
	48"	60"	30"	30"	1 1/4"	D1L4860DDNQ	911.	1,003.	1,094.
	48"	66"	30"	30"	1 1/4"	D1L4866DDNQ	935.	1,030.	1,122.
	48"	72"	30"	30"	1 1/4"	D1L4872DDNQ	969.	1,066.	1,164.
	48"	84"	30"	30"	1 1/4"	D1L4884DDNQ	1,141.	1,255.	1,369.
	48"	96"	30"	30"	1 1/4"	D1L4896DDNQ	1,312.	1,444.	1,574.
	60"	42"	30"	30"	1 1/4"	D1L6042DDNQ	826.	908.	990.
	60"	48"	30"	30"	1 1/4"	D1L6048DDNQ	911.	1,003.	1,094.
	66"	42"	30"	30"	1 1/4"	D1L6642DDNQ	928.	1,021.	1,114.
	66"	48"	30"	30"	1 1/4"	D1L6648DDNQ	935.	1,030.	1,122.
	72"	42"	30"	30"	1 1/4"	D1L7242DDNQ	839.	922.	1,006.
	72"	48"	30"	30"	1 1/4"	D1L7248DDNQ	969.	1,066.	1,164.
	84"	48"	30"	30"	1 1/4"	D1L8448DDNQ	1,141.	1,255.	1,369.
	96"	48"	30"	30"	1 1/4"	D1L9648DDNQ	1,259.	1,385.	1,510.

Ordering Information

1. Worksurfaces
2. Pattern Number
3. Laminate Finish
4. Edge Band Finish

Order Code

Worksurfaces	
<i>Example:</i>	D1L 4272DDN Q, 117, 117
D1L	Pattern Number
4272DDN	
Q17	Soft Grey laminate
117	Soft Grey Edge Band

Included with:

Worksurfaces
 Worksurface
 Panel-to-Worksurface Bracket

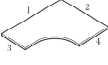
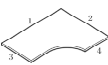
Options

- Worksurfaces**
- 2 center-located edge grommets
 To specify, replace the "N" suffix from the pattern number with "G"
Add \$26
 - Woodgrain PVC edge
 - Metal edge

Dividends Worksurfaces

Curvilinear Corner

"L" Shape-Mixed Depths

description	1	2	3	4	t	pattern no.	PVC edge	woodgrain PVC edge	metal edge
Curvilinear Corner "L" Shape Worksurface 24" Deep Return Left and 30" Deep Return Right 	36"	48"	24"	30"	1 1/4"	D1L3648SDNQ	\$656.	\$722.	\$787.
	36"	54"	24"	30"	1 1/4"	D1L3654SDNQ	758.	833.	909.
	42"	42"	24"	30"	1 1/4"	D1L4242SDNQ	672.	739.	806.
	42"	48"	24"	30"	1 1/4"	D1L4248SDNQ	701.	771.	840.
	42"	66"	24"	30"	1 1/4"	D1L4266SDNQ	928.	1,021.	1,114.
	42"	72"	24"	30"	1 1/4"	D1L4272SDNQ	839.	922.	1,006.
	48"	42"	24"	30"	1 1/4"	D1L4842SDNQ	701.	771.	840.
	48"	78"	24"	30"	1 1/4"	D1L4878SDNQ	937.	1,032.	1,125.
	48"	84"	24"	30"	1 1/4"	D1L4884SDNQ	1,141.	1,255.	1,369.
	54"	36"	24"	30"	1 1/4"	D1L5436SDNQ	758.	833.	909.
	66"	42"	24"	30"	1 1/4"	D1L6642SDNQ	928.	1,021.	1,114.
	84"	48"	24"	30"	1 1/4"	D1L8448SDNQ	1,141.	1,255.	1,369.
	Curvilinear Corner "L" Shape Worksurface 30" Deep Return Left and 24" Deep Return Right 	36"	48"	30"	24"	1 1/4"	D1L3648DSNQ	656.	722.
42"		42"	30"	24"	1 1/4"	D1L4242DSNQ	672.	739.	806.
42"		48"	30"	24"	1 1/4"	D1L4248DSNQ	701.	771.	840.
42"		66"	30"	24"	1 1/4"	D1L4266DSNQ	928.	1,021.	1,114.
42"		72"	30"	24"	1 1/4"	D1L4272DSNQ	839.	922.	1,006.
48"		78"	30"	24"	1 1/4"	D1L4878DSNQ	937.	1,032.	1,125.
48"		84"	30"	24"	1 1/4"	D1L4884DSNQ	1,141.	1,255.	1,369.
48"		96"	30"	24"	1 1/4"	D1L4896DSNQ	1,259.	1,385.	1,510.
54"		36"	30"	24"	1 1/4"	D1L5436DSNQ	758.	833.	909.
66"		42"	30"	24"	1 1/4"	D1L6642DSNQ	928.	1,021.	1,114.
84"		48"	30"	24"	1 1/4"	D1L8448DSNQ	1,141.	1,255.	1,369.

Ordering Information

- Worksurfaces**
1. Pattern Number
 2. Laminate Finish
 3. Edge Band Finish

Note: "S" = 24"D
"D" = 30"D

Order Code

Worksurfaces

Example: **D1L 4272SDN Q, CH, Y1**

D1L	Pattern Number
4272SDN	
QH	Chiffon Laminate
Y1	Pewter edge band

Included with:




- Worksurfaces**
- Worksurface
 - Panel-to-worksurface bracket

Options

- Worksurfaces**
- 2 center-located edge grommets
To specify, replace the "N" suffix from the pattern number with "G"
Add \$27
 - Woodgrain PVC edge
 - Metal edge

Dividends Worksurfaces
 “D”, “P” and “9” Peninsula,
 And Corner Round Worksurface

Standard Specials Systems

description	w	d	pattern no.	PVC edge	woodgrain PVC edge	metal edge
“D” Peninsula Worksurface 	30	24	D1D3024NQ	\$384.	\$422.	\$462.
	30	30	D1D3030NQ	396.	436.	476.
	36	24	D1D3624NQ	498.	548.	599.
	36	30	D1D3630NQ	623.	685.	748.
	54	24	D1D5424NQ	626.	688.	751.
	54	30	D1D5430NQ	626.	688.	751.
	54	36	D1D5436NQ	729.	802.	875.
	60	24	D1D6024NQ	650.	714.	780.
	60	36	D1D6036NQ	752.	765.	865.
	66	24	D1D6624NQ	711.	782.	854.
	66	36	D1D6636NQ	814.	895.	977.
	72	24	D1D7224NQ	753.	829.	904.
	78	24	D1D7824NQ	790.	869.	948.
	78	30	D1D7830NQ	846.	930.	1,014.
	78	36	D1D7836NQ	901.	990.	1,080.
	84	24	D1D8424NQ	821.	903.	984.
	84	30	D1D8430NQ	875.	963.	1,050.
	84	36	D1D8436NQ	930.	1,023.	1,116.
	96	24	D1D9624NQ	881.	968.	1,057.
	96	30	D1D9630NQ	905.	995.	1,085.
96	36	D1D9636NQ	1,230.	1,353.	1,477.	
Conferencing worksurface (left hand shown) 	60	48	DB1BD48DLQ	1,146.	1,262.	1,376.
	60	48	DB1BD48DRQ	1,146.	1,262.	1,376.
Blended “D” Peninsula Worksurface (left hand shown) 	54	48	D1BD5448DLQ	791.	870.	951.
		48	D1BD5448DRQ	791.	870.	951.
		48	D1BD5448SLQ	779.	857.	935.
		48	D1BD5448SRQ	779.	857.	935.
	60	48	D1BD6048DLQ	807.	889.	970.
		48	D1BD6048DRQ	807.	889.	970.

Ordering Information

- “D” Worksurface**
 1. Pattern Number
 2. Laminate Finish
 3. Edge Band Finish

Order Code

“D” Worksurface
Example: **D1BD 5448DL Q, 114, 114**

D1BD Pattern Number
5448 DL Q

114 Folkstone Grey Laminate

114 Folkstone grey Edge Band

Included with:

- “D” Worksurface**
 • Worksurface
 Note: Support column and panel-to-worksurface brackets must be ordered separately.

Options


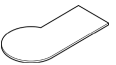

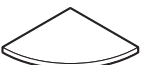
- “D” Worksurfaces**
 • Woodgrain PVC edge
 • Metal edge

Dividends Worksurfaces

“D”, “P” and “9” Peninsula, And Corner Round Worksurface

Standard Specials Systems

Dividends System

description	w	d	pattern no.	PVC edge	woodgrain PVC edge	metal edge	
Blended “D” Peninsula Worksurface (left hand shown) 	60	48	D1BD6048SLQ	\$796.	\$875.	\$956.	
		48	D1BD6048SRQ	796.	875.	956.	
	72	42	D1BD7242DLQ	842.	926.	1,010.	
		42	D1BD7242DRQ	842.	926.	1,010.	
		42	D1BD7242SLQ	830.	913.	995.	
		42	D1BD7242SRQ	830.	913.	995.	
	78	48	D1BD7848DLQ	858.	944.	1,031.	
		48	D1BD7848DRQ	858.	944.	1,031.	
		48	D1BD7848SLQ	847.	931.	1,015.	
		48	D1BD7848SRQ	847.	931.	1,015.	
	84	48	D1BD8448DLQ	876.	964.	1,051.	
		48	D1BD8448DRQ	876.	964.	1,051.	
		48	D1BD8448SLQ	863.	951.	1,037.	
		48	D1BD8448SRQ	863.	951.	1,037.	
	Peninsula Worksurface, P-shaped 	54	30	D1P5430NQ	600.	659.	719.
		60	30	D1P6030NQ	613.	674.	734.
78		36	D1P7836NQ	791.	870.	951.	
84		30	D1P8430NQ	854.	939.	1,025.	
90		30	D1P9030NQ	866.	954.	1,040.	
Peninsula Worksurface, 9-shaped 	54	30	D195430NQ	600.	659.	719.	
	60	30	D196030NQ	613.	674.	734.	
	78	36	D197836NQ	791.	870.	951.	
	84	30	D198430NQ	854.	939.	1,025.	
	90	30	D199030NQ	866.	954.	1,040.	
Corner Round Worksurface 	30	30	D1CRR30Q	313.	345.	376.	

Ordering Information

“D” Worksurface

1. Pattern Number
2. Laminate Finish
3. Edge Band Finish

Order Code

“D” Worksurface

Example: **D1BD 5448DL Q, 114, 114**

D1BD Pattern Number
5448 DL Q

114 Folkstone Grey
Laminate

114 Folkstone grey Edge
Band

Included with:

“D” Worksurface

- Worksurface

Note: Support column and panel-to-worksurface brackets must be ordered separately.

Options


“D” Worksurfaces

- Woodgrain PVC edge
- Metal edge

Dividends Window

Top Position with Topway

Standard Specials Systems

description	h	w	pattern no.	P1	P2	P3
 Window, top position with topway, frosted 14"H	14"	24"	D2P1FLT1424Q	\$302.	\$318.	\$334.
	14"	36"	D2P1FLT1430Q	345.	364.	383.
	14"	36"	D2P1FLT1436Q	386.	407.	427.
	14"	42"	D2P1FLT1442Q	453.	479.	505.
	14"	48"	D2P1FLT1448Q	460.	485.	511.
Window, top position with topway, frosted 21"H	21"	24"	D2P1FLT2124Q	337.	356.	373.
	21"	36"	D2P1FLT2130Q	393.	415.	436.
	21"	36"	D2P1FLT2136Q	418.	441.	463.
	21"	42"	D2P1FLT2142Q	498.	524.	551.
	21"	48"	D2P1FLT2148Q	547.	577.	608.
Window, top position with topway, frosted 28"H	28"	24"	D2P1FLT2824Q	370.	391.	411.
	28"	30"	D2P1FLT2830Q	433.	457.	480.
	28"	36"	D2P1FLT2836Q	457.	482.	506.
	28"	42"	D2P1FLT2842Q	546.	576.	607.
	28"	48"	D2P1FLT2848Q	601.	634.	670.

Ordering Information

Single Pane Frosted Acrylic Window Kit

1. Pattern number
2. Paint finish

Order Code

Single Pane Frosted Acrylic Window Kit

Example: **D2P1 FLT1424 Q, 117**

D2P1 Pattern number

FLT1424

117 Soft Grey Paint

Included with:

Single Pane Frosted Acrylic Window Kit

Options

Single Pane Frosted Acrylic Window Kit


Note: Single Pane Window Kit must be used with D2 Style Insert Supports

Dividends Window

Top Position with Full View

Standard Specials Systems

Dividends System

description	h	w	pattern no.	P1	P2	P3
 Window, top position full view, frosted 14"H	14"	24"	D2P1FLVT1424Q	\$302.	\$318.	\$334.
	14"	30"	D2P1FLVT1430Q	345.	364.	383.
	14"	36"	D2P1FLVT1436Q	386.	407.	427.
	14"	42"	D2P1FLVT1442Q	453.	479.	505.
	14"	48"	D2P1FLVT1448Q	460.	485.	511.
Window, top position full view, frosted 21"H	21"	24"	D2P1FLVT2124Q	337.	356.	373.
	21"	30"	D2P1FLVT2130Q	393.	415.	436.
	21"	36"	D2P1FLVT2136Q	418.	441.	463.
	21"	42"	D2P1FLVT2142Q	498.	524.	551.
	21"	48"	D2P1FLVT2148Q	547.	577.	608.
Window, top position full view, frosted 28"H	28"	24"	D2P1FLVT2824Q	370.	392.	411.
	28"	30"	D2P1FLVT2830Q	433.	457.	480.
	28"	36"	D2P1FLVT2836Q	457.	482.	506.
	28"	42"	D2P1FLVT2842Q	546.	576.	607.
	28"	48"	D2P1FLVT2848Q	601.	634.	670.

Ordering Information

Single Pane Frosted Acrylic Window Kit

1. Pattern number
2. Paint finish

Order Code

Single Pane Frosted Acrylic Window Kit

Example: **D2P1 FLVT1424, 117**

D2P1 Pattern number
FLVT1424

117 Soft Grey Paint

Included with:

Single Pane Frosted Acrylic Window Kit

Options

Single Pane Frosted Acrylic Window Kit

Note: Single Pane Window Kit must be used with D2 Style Insert Supports

Core finishes**Laminates**

111	Jet Black
114	Folkstone Grey (was LA)
117	Soft Grey (was M42)
118	Bright White
119	Pumice (was LF)
121	Micro Grey
122	Brushed Sand
123	Brushed Grey
124	Medium Cherry
125	Natural Maple
126	Natural Cherry
127	Walnut
128	Fog
129	Micro Sand

Worksurface Edge

111	Jet Black
113	Dark Grey (was Y3)
114	Folkstone Grey (was LA)
115	Medium Grey (was Y2)
117	Soft Grey (was E)
118	Bright White
119	Pumice (was LF)
124	Medium Cherry
125	Natural Maple
126	Natural Cherry
127	Walnut
128	Fog

Knoll Color Program Painted Trim**EP3 Panels***all other painted components***P1 Finishes**

111	Jet Black
112	Brown
113	Dark Grey (was Y3)
114	Folkstone Grey (was LA)
115	Med. Grey (was Y2)
116	Sandstone
117	Soft Grey (was E)

P2 Finishes

611	Beige Mist Metallic
612	Medium Metallic Grey

P3 Finishes

118	Bright White
613	Silver (was 3)

Legacy finishes

Note: Specify Legacy finishes to match existing product only. Legacy finishes are not available for new customers.

Note: EP1 and EP2 panels and components are only available in P1 or P3 LEGACY paint trim unless otherwise noted.

Legacy Laminates
for worksurfaces, cabinet fronts and door panels

Note: Add 10% to the list price of any laminate product when specifying a legacy laminate.

⊕ MC	Caramel Maple
⊕ CM	Clear Maple
⊕ M5	Dark Neutral
⊕ MP58	Deep Mahogany
⊕ M95	Grey Granite
⊕ M1	Light Grey
⊕ MP70	Light Oak
⊕ CP276	Markerboard
⊕ PA	Pearwood
⊕ M96	Rose Granite
⊕ SD	Sand
⊕ M89	Med. Grey (Slate)
⊕ B	Snow
⊕ M80	Taupe
⊕ WM	Warm Cherry
⊕ ES7	White Essence
⊕ MR6	Winter Grey Matrix

Legacy Worksurface Edge*2mm edgeband and 1" ergonomic edge*

⊕ D	Dark Neutral
⊕ B	Snow
⊕ R	Taupe
⊕ SD	Sand

*2mm edge only
(not available on EW3 worksurfaces).*

⊕ MC	Caramel Maple
⊕ CM	Clear Maple
⊕ WM	Warm Cherry
⊕ MT	Metal

Note: Laminates and other finishes may vary in color due to different dye lots. Slight variations are normal.

Legacy finishes (cont.)**Legacy Painted Trim EP1, EP2 Panels**

for painted parts, accessories, panel trim, cabinet trim and pedestals unless otherwise noted.

P1 Finishes

D	Dark Neutral
R	Taupe
113	Dark Grey (was Y3)
115	Med. Grey (was Y2)
117	Soft Grey (was E)

P2 Finishes (not available on generation1 panels and panel components)

H	Beige Metallic
W	Light Tan Metallic

P3 Finishes

613	Silver (was 3)
-----	----------------

Insert Options

for insert panels, stack-on panels and add-on screens.

Plexiglass

CL	Clear
IC	Ice
SM	Smoked
TR	Translucent

Polycarbonate

PC	Clear
----	-------

Lumasite (stack-on panels and add-on screens only)

LF	Frost
----	-------

Techgrain Veneer



for worksurfaces and cabinet fronts.

⊕ 9	American Cherry (was V09)
⊕ 16	Deep Mahogany (was V96)
⊕ 4	Maple (was V04)
⊕ 7	Medium Brown Mahogany (was V07)
⊕ T	Natural (was V0T)

Equity service wall accessories

panel starter and end starter

Standard Specials Systems

description	nominal height	pattern no.	list
Equity panel starter	80	AA1EPS80Q	\$382.
			
Equity end starter	28	AX1E28Q	273.
	80	AX1E80Q	382.
			

Equity System

Order Code	Specification Information	Application Notes	
Example: AA1EPS80 Q, 613	<p><i>Specify legacy paint finish for Equity end and panel starters, trim kits and crown end cap:</i></p> <p><i>Note:</i> For more specific application information, please refer to pages 48-49 of the 1999 Equity Planning Guide. Additional finishes are available for crown end caps.</p> <p>*For pricing and discounting refer to the Currents price list.</p> <p>Leadtimes will be consistent with Currents published lead-times.</p>	<p>Equity panel starters attach perpendicular panels to Currents wall structural base covers. Equity panel starter includes clamp bracket and adapter. Both end and panel starters include top clip for added stiffness. No connector post is required for either starter.</p> <p>Equity end starter supports perpendicular panel run on the centerline of the end of the wall. Perpendicular panels should be at the same height or higher than the service wall.</p> <p>The Equity end trim kit encloses and flushes out the end of the Currents service wall with attached, end started Equity panels.</p>	
AA1 Accessory			<p>Specify trim kit suffix "T" for panels on both sides, "L" or "R" for attached panels only on left or right side of end of the Currents wall (as seen from outside of "T" end). Also specify crown end cap for all end conditions.</p> <p>Gap fillers fill the gap when attaching a lower height Equity panel at the end of a 64"H Currents service wall.</p>
EPS Equity panel starter			
80 Height			
Q Equity standard special			
613 Silver trim			

Equity EW1 Worksurfaces

Rectangular

Standard Specials Systems

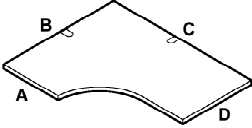
description	w	d	pattern no.	2mm edge	woodgrain edge	metal edge
15" Deep Rectangular	66"	15"	EW16615Q	\$410.	\$450.	\$492.
18" Deep Rectangular	24"	18"	EW12418Q	231.	255.	279.
grommet	24"	18"	EW12418GQ	255.	281.	306.
36" Deep Rectangular	42"	36"	EW14236Q	733.	808.	880.
grommet	42"	36"	EW14236GQ	757.	834.	908.

Order Code	Specification Information	Application Notes
Example: EW17220G, 117, 117	Specify surface and edge color.	Pattern numbers listed above are for worksurface only. See page 0 for Worksurface Loading and Support Application Information.
EW1 Equity top only	Note: If an edge grommet is not desired remove the "G" and deduct \$20. Worksurface cable baskets may be ordered separately from the standard Equity price list.	A center support must be used with a 54" wide or larger worksurface.
72 Width in inches		Note: Extended one end add "E" and \$20. Extended both ends add "EE" and \$40. ("EE" not available on 120".)
20 Depth in inches		Extended tops are not available with support hardware included.
G w/grommet		
117 Soft Grey lamination		
117 Soft Grey edge	Extended worksurfaces not available with support hardware included.	

Equity EW1 Worksurfaces

Blended corner

Standard Specials Systems

description	A	B	C	D	pattern no.	2mm edge	woodgrain edge	metal edge
	24"	36"	72"	30"	EW1BS3672D () GQ	\$974.	\$1,071.	\$1,170.
	24"	36"	78"	24"	EW1BS3678S () GQ	1,012.	1,113.	1,214.
	24"	42"	72"	24"	EW1BS4272S () GQ	1,014.	1,116.	1,217.
	24"	60"	60"	24"	EW1BS6060S () GQ	989.	1,089.	1,187.
	24"	72"	36"	30"	EW1BS7236D () GQ	974.	1,071.	1,170.
	24"	72"	42"	24"	EW1BS7242S () GQ	1,014.	1,116.	1,217.
	24"	78"	36"	24"	EW1BS7836S () GQ	1,014.	1,116.	1,217.
	30"	36"	72"	24"	EW1BD3672S () GQ	974.	1,071.	1,170.
	30"	48"	60"	30"	EW1BD4860D () GQ	957.	1,052.	1,148.
	30"	48"	72"	30"	EW1BD4872D () GQ	1,136.	1,251.	1,365.
	30"	60"	36"	24"	EW1BD6036S () GQ	903.	993.	1,084.
	30"	60"	48"	30"	EW1BD6048D () GQ	957.	1,052.	1,148.

Equity System

Order Code

Example: **EW1BS3672SLG, 117, 117, 117**

EW1B	Blended work surface
S	24" left depth
36	48 left width
72	72" right width
S	24" right width
L	Left side post covered
G	Grommet
117	Soft Grey laminate
117	Soft Grey edge
117	Soft Grey trim

Specification Information

Specify laminate, vinyl trim, and grommet colors when applicable.

All support bracketry must be ordered separately.

Note:
If and edge grommet is not desired remove the "G" and deduct \$20.

Application Notes

Blended worksurfaces are designed to take the place of two adjacent worksurfaces by blending them into one top. The front of the work surface is curved to provide a smooth transition to the next attached work surface.

Blended worksurfaces are handed and may or may not cover a post on either or both sides. Hand is determined from the seated position. Option suffixes for Blended corners are as follows:
 X=No posts covered
 L=Left side post covered
 R=Right side post covered
 B=Both sides posts covered

Blended peninsulas are handed and always cover one post. Hand is determined from seated position. Rounded end is 30" deep.




Depth options are as follows:
 S=24" deep
 D=30" deep

Center support must be used for all surfaces which exceed 48" in length.

Equity EW1 Worksurfaces

Counter caps, corner

Standard Specials Systems

description	A	B	C	pattern no.	PVC edge	woodgrain PVC edge	metal edge
Counter cap,corner 	42"	15"	15"	EW1CC4215Q	\$784.	\$863.	\$940.
Counter cap,corner grommet	48"	24"	30"	EW1CC482430GQ	1,177.	1,295.	1,413.
	48"	30"	24"	EW1CC483024GQ	1,177.	1,295.	1,413.
	48"	30"	30"	EW1CC483030GQ	1,177.	1,295.	1,413.
Counter cap,corner Extended one end 	42"	42"	15"	EW1CC4215EQ	798.	878.	959.
Counter cap,corner Extended both ends 	42"	42"	15"	EW1CC4215EEQ	839.	923.	1,007.

Order Code

Example:	EW1CC3015, 117, 117, 117
EW1	Worksurface
CC	Curved corner
30	Width
15	Depth
117	Soft Grey laminate
117	Soft Grey edge
117	Soft Grey cantilever trim

Specification Information

Specify surface, trim and cantilever trim color.

EW1 counter caps work with all existing counter caps and are for use with Generation 1 or Generation 2 panels. Plastic cantilevers are supplied.

EW2 counter caps are for use with Generation 3 panels only.

Application Notes

Counter caps are designed for mounting on top of panels.

Corner counter caps-(E) extended one end, mount on top of 24", 30" or 36" panels at 90° to each other. They are non-handed and screw holes for the mounting brackets must be field-drilled.

Steel mounting brackets are supplied.

A counter cap extension (E) covers one post.

A counter cap extension (EE) covers 2 posts.

Wood Grain and Metal edge bands:
When specifying a top with a wood grain edge band add \$25 to the standard list price.


When specifying a top with a metal edge band add \$50 to the standard list price.

Equity EW1 Worksurfaces

P+9 tops

Standard Specials Systems

description	width	depth	pattern no.	PVC edge	woodgrain PVC edge	metal edge
P + 9 Top	60"	30"	EW1(9/P)6030Q	\$750.	\$823.	\$899.
	96"	36"	EW1(9/P)9636Q	1,283.	1,410.	1,540.



"9" top shown

Equity System

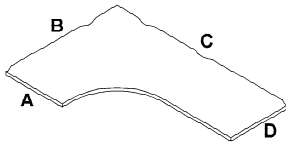
Order Code	Specification Information	Application Notes
Example: EW1P7230C, 117, 117, 117	Specify surface and trim color. Specify hardware color for bases and stretcher rails.	Designed for use as primary worksurfaces and for conferencing in small groups.
EW1 Gen 1 worksurface		
P P top		
72 Width		
30 Depth		
C Supports included		
117 Soft Grey laminate		
117 Soft Grey edge		
117 Soft Grey trim		
	<p><i>Note:</i> "P" and "D" worksurfaces cannot be panel wrapped.</p> <p>Column bases and stretcher rails must be ordered separately.</p>	<p>To specify an EW1 "D", "P" or "9" top with support hardware (fixed-height column and stretcher rail) included add a "C" to the end of the pattern number and add \$200 to the list price.</p> <p>84" wide "D", "P" and "9" worksurfaces include a "V" support bar mounted on the underside for additional stability.</p>

Equity EW3 Worksurfaces

Blended and Curved corner tops

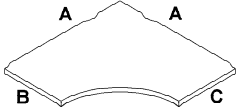
Standard Specials Systems

description	A	B	C	D	pattern no.	list
Blended corner	24"	36"	78"	24"	EW3BS3678S () GQ	\$1,280.
	24"	78"	36"	24"	EW3BS7836S () GQ	1,280.



Note: EW3 Worksurfaces not available with Woodgrain or Metal edge.

Curved corner	48"	30"	24"		EW3CC483024GQ	1,470.
---------------	-----	-----	-----	--	----------------------	--------



Note: EW3 Worksurfaces not available with Woodgrain or Metal edge.

Order Code

Example: **EW3BS3672SLG, 117, 117**

EW3B	Blended worksurface
S	24" left depth
36	48" left width
72	72" right width
S	24" right depth
L	Left side post covered
G	Grommet
117	Soft Grey laminate
117	Soft Grey edge

Specification Information

Specify laminate, vinyl trim, and grommet colors when applicable.

All support bracketry must be ordered separately.

Note:
If an edge grommet is not desired, remove the "G" and deduct \$20.

Application Notes

Blended worksurfaces are designed to take the place of two adjacent worksurfaces by blending them into one top. The front of the worksurface is curved to provide a smooth transition to the next attached worksurface.

Blended worksurfaces are handed and may or may not cover a post on either or both sides. Hand is determined from the seated position. Option suffixes for Blended corners are as follows:

X=No posts covered
L=Left side post covered
R=Right side post covered
B=Both sides posts covered

Blended peninsulas are handed and always cover one post. Hand is determined from seated position. Rounded end is 30" deep.

Blended peninsulas do not come with grommets. Due to this, the worksurface meeting the "c" side will have a one-half grommet where the return meets the peninsula.

Depth options are as follows:
S=24" deep
D=30" deep


Center support must be used for all surfaces which exceed 48" in length.

Equity EW3 Worksurfaces

D,P+9 tops

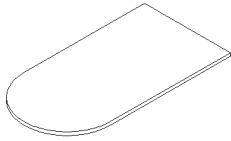
Standard Specials Systems

description	w	d	pattern no.	list
P + 9 Top	66"	30"	EW3(9/P)6630Q	\$961.



Note: EW3 Worksurfaces not available with Woodgrain or Metal edge.

"D" Top	72"	30"	EW3D7230Q	849.
---------	-----	-----	------------------	------



Note: EW3 Worksurfaces not available with Woodgrain or Metal edge.

Equity System


Order Code	Specification Information	Application Notes
Example: EW1P7230C, 117, 117, 117	Specify surface and trim color. Specify hardware color for bases and stretcher rails.	Designed for use as primary worksurfaces and for conferencing in small groups.
EW1 Gen 1 worksurface		
P P top		
72 Width		
30 Depth		
C Supports included		
117 Soft Grey laminate		
117 Soft Grey edge		
117 Soft Grey trim		
	<p><i>Note:</i> "P" and "D" worksurfaces cannot be panel wrapped.</p> <p>Column bases and stretcher rails must be ordered separately.</p>	<p>To specify an EW1 "D", "P" or "9" top with support hardware (fixed-height column and stretcher rail) included add a "C" to the end of the pattern number and add \$200 to the list price.</p> <p>84" wide "D", "P" and "9" worksurfaces include a "V" support bar mounted on the underside for additional stability.</p>

description	w	d	pattern no.	PVC edge	woodgrain PVC edge	metal edge
Calibre file top 18"d	66"	18"	CE6618Q	\$419.	\$460.	\$503.
	78"	18"	CE7818Q	453.	500.	544.
	96"	18"	CE9618Q	584.	643.	701.
	114"	18"	CE11418Q	648.	712.	778.



Note: File tops are designed for use with Calibre Lateral Files with Calibre Fronts. For Morriuson Fronts and Series 2 Fronts contact CPD.

description	w	d	pattern no.	PVC edge	woodgrain PVC edge	metal edge
Calibre file top 36"d	48"	36"	CE4836Q	558.	615.	671.
	54"	36"	CE5436Q	681.	750.	818.
	66"	36"	CE6636Q	766.	843.	920.
	78"	36"	CE7836Q	828.	911.	994.
	96"	36"	CE9636Q	918.	1,011.	1,101.
	102"	36"	CE10236Q	974.	1,072.	1,169.
	114"	36"	CE11436Q	1,088.	1,196.	1,305.
	120"	36"	CE12036Q	1,128.	1,242.	1,354.



Note: File tops are designed for use with Calibre Lateral Files with Calibre Fronts. For Morriuson Fronts and Series 2 Fronts contact CPD.

Order Code

30X18 Equity/Dividends Style File Tops (Calibre Files)

Example: **CE3018**

CE	Equity/Dividend Edge
30	30" Wide
18	18" Deep

Specification Information

CE prefixed lateral file tops are designed to be attached to standard 18" deep (nominal) Calibre lateral files and cabinets. Please note that Calibre bookcases are 15" deep nominal and will not accept a Calibre lateral file laminate tops.

Calibre desking surfaces are not designed to serve as lateral file worksurface tops.

Applicaton Notes

Designed for use with standard 18" deep nominal Calibre lateral files and cabinets only.

Actual dimensions are listed in inches

KNOLLTEXTILES

Approved for vertical panels and privacy screens.

Fabric Group 10

Bailey II (W359)
 Broadcloth (W288)
 Element (W1077)
 Foundation (W351)
 Growth Spurt (W692)
 Newbury (W812)
 Solid Crepe (W257)
 Symbolic Details (W693)
 Tailor Made (W133)
 Versatility (W432)

Fabric Group 15

Belgrade (W256)
 Marche (W321)
 Regency/Fairfield (W210/B)

Fabric Group 20

Banyan (W443)
 Bauhaus Block (W296)
 Boardwalk (W911)
 Clarity (W281)
 Criss Cross (W305)
 Devon (W809)
 Frequency (W340)
 Labyrinth (W352)
 Litchfield (W808)
 Melbourne (W228)
 Outback (W229)
 Reflect (W884)
 Resolution (W280)
 Walkabout (W230)
 Weave Three (W298)

Fabric Group 30

Basket Draft (W249)
 Elan (W444)
 Flow (W565)
 Harmony (W232)
 Micro (W465)
 Peano (W234)
 Progression (W403)
 Progression Striae (W463)
 Promenade (W913)
 Raku Cloth (W566)
 Relay (W1020)
 Walls of Rain (W923)

Fabric Group 35

Saxony Plus (S)

Fabric Group 40

Analogy (K614)
 Bardo (W284)
 Boxstep (W325)
 Eurythmic (W268)
 Foil Rap (W535)
 Freefall (W922)
 Hard Rock (W1007)
 Metaphor (K612)
 Ornament (W1078)
 Palladium (W1030)
 Sennit (W337)
 Sierra (R)
 Spinoff Nuance (W319)

Fabric Group 45

Backdrop (W302) *
 Casual Elegance (W920)
 Digital Tape (W304)*
 Dristi (K872) with backing only
 Fast Forward (W301)*

***Not available for upholstered connector trim covers**

The following textiles are approved for use on Morrison panels. Consult your Knoll representative for pricing:

Breakers
 Double Dash
 Glo
 Ingot
 Jump Rope Poly
 Mesh Poly
 Presto
 Ricochet
 Stacked Boxes
 Transition

Ported panels can only be upholstered with textiles approved for application on Reff panels.

Customer's Own Material is subject to an application testing fee of per fabric and a fee for UL testing. Fabric requirements - application test, 10 yards; UL test, 15 yards. COM is also subject to extended leadtimes. COM panels are priced at Group 10 plus cost of fabric.

Knoll Color Program

Morrison System Finishes

Core finishes

Specify Core finishes for all new customers

Core	Legacy	Top caps and trim, Panels (veneer only)	Glazed panel, window, door frames (textured)	Desk panels, storage fronts Hinged doors	Desk supports, stanchion, storage, brackets, raceway covers	Work-surfaces and shelves (all)	Work-surfaces and shelves (post-formed)	Cascade Edge work-surfaces	Pedestals and Reuter Over-head
611	Beige Mist Metallic	•	•	•	•				P2
118	Bright White	•	•	•	•	•	•	•	P3
112	Brown	•	•	•	•				P1
113	Dark Grey	Y3	•	•	•				P1
114	Folkstone Grey	LA	•	•	•	•	•	•	P1
111	Jet Black		•	•	•	•	•		P1
115	Medium Grey	Y2	•	•	•	•			P1
612	Medium Metallic Grey	J	•	•	•	•			P2
119	Pumice	F				•	•	•	
116	Sandstone		•	•	•	•			P1
613	Silver	3	•	•	•	•			P3
117	Soft Grey	E/M42	•	•	•	•	•	•	P1
128	Fog	G				•	•		
129	Micro Sand						•		
121	Micro Grey						•		
122	Brushed Sand						•		
123	Brushed Grey						•		
124	Medium Cherry						•	•	
125	Natural Maple						•	•	
126	Natural Cherry						•	•	
127	Walnut						•	•	
	Natural Techgrain®	V1	T		T		T		T
	Maple Techgrain®	V2	4		M		4		M
	Cherry Techgrain®	V2	6		R		6		R
	Medium brown mahogany Techgrain®	V2	7		I		7		I
	Medium red mahogany Techgrain®	V2	8		C		8		C
	American cherry Techgrain®	V2	9		P		9		P
	Maple	V3	K		K		K		K
	American cherry	V3	X		X		X		X
	Medium red mahogany	V3	Z		Z		Z		Z

This price list contains pricing for Core finishes. For detailed pricing of Legacy finishes, please refer to the latest release of CAP worksheet or contact your customer service representative.

The new, Core P1 finishes in Morrison have the same list prices as P2. Additionally, Pedestals and Reuter overhead storage have a separate P3 price point for Silver and Bright White.

The new Core finish 113 Dark Grey is not a match to the Morrison Legacy finish NV. It is a match to the Dividends Legacy finish Y3.



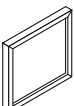
The new Core finish 115 Medium Grey is not a match to the Morrison Legacy finish NJ. It is a match to the Dividends Legacy finish Y2.

Patterned laminates (Micro, Brushed and Wood grain laminates) are available on Morrison postformed worksurfaces and shelves (straight, trapezoidal, VDT).

		Work-surfaces	Panels	Desk Panels	Shelves	Top caps/ Trim covers	Glazed Panel/ Window/ Door Frames*	Storage fronts	Storage Cases	Desk Supports, Stanchions, Steel shelves, brackets, raceway covers
Plastic Laminates	Light Grey	L			L					
	Medium Grey	G			G					
	Sand	D			D					
	Pumice	F			F					
	Snow	B			B					
Wood Grain Laminates	Clear Maple (Currents for Morrison worksurfaces only)	CM								
Veneer Group 1	Natural Techgrain®	T	T	T	T	T		T		
Veneer Group 2	Maple Techgrain®	4	4	M	4	4		M		
	Cherry Techgrain®	6	6	R	6	6		R		
	Medium brown mahogany Techgrain®	7	7	I	7	7		I		
	Medium red mahogany Techgrain®	8	8	C	8	8		C		
	American cherry Techgrain®	9	9	P	9	9		P		
Veneer Group 3	Maple	K	K	K	K	K		K		
	American cherry	X	X	X	X	X		X		
	Medium red mahogany	Z	Z	Z	Z	Z		Z		
Paint Group 1 and Integral Colors for Top caps and Trim covers	Flint			N2		N2		N2		
	Light grey			NU		NU		NU		
	Medium grey			NJ		NJ		NJ		
	Dark grey			NV		NV		NV		
	Light tan			NW		NW		NW		
	Beige			NH		NH		NH		
Paint Group 2	Metallic Flint			2		2	2	2	2	2
	Light metallic grey			U		U	U	U	U	U
	Medium metallic grey			J		J	J	J	J	J
	Dark metallic grey			V		V	V	V	V	V
	Light metallic tan			W		W	W	W	W	W
	Metallic beige			H		H	H	H	H	H
Paint Group 3	Silver			3		3	3	3	3	3
	White			B		B	B	B	B	B

* Paint finishes for glazed panels, window and door frames are textured only. Specify legacy finishes to match existing product only. Legacy finishes are not available for new customers.

This price list contains pricing for Core finishes. For detailed pricing of Legacy finishes, please refer to the latest release of CAP worksheet or contact your customer service representative.

description	w	d	h	pattern no.	C/S	T
Windows, 8"H 	18"	2 1/4"	8"	MP3-W0818-C/S/T-()-Q	\$444.	\$497.
	24"	2 1/4"	8"	MP3-W0824-C/S/T-()-Q	497.	562.
	30"	2 1/4"	8"	MP3-W0830-C/S/T-()-Q	562.	628.
	36"	2 1/4"	8"	MP3-W0836-C/S/T-()-Q	614.	694.
	42"	2 1/4"	8"	MP3-W0842-C/S/T-()-Q	668.	746.
	48"	2 1/4"	8"	MP3-W0848-C/S/T-()-Q	732.	824.
	60"	2 1/4"	8"	MP3-W0860-C/S/T-()-Q	941.	1,060.
Windows, 14"H 	18"	2 1/4"	14"	MP3-W1418-C/S/T-()-Q	444.	497.
	24"	2 1/4"	14"	MP3-W1424-C/S/T-()-Q	497.	562.
	30"	2 1/4"	14"	MP3-W1430-C/S/T-()-Q	562.	628.
	36"	2 1/4"	14"	MP3-W1436-C/S/T-()-Q	614.	694.
	42"	2 1/4"	14"	MP3-W1442-C/S/T-()-Q	668.	746.
	48"	2 1/4"	14"	MP3-W1448-C/S/T-()-Q	732.	824.
	60"	2 1/4"	14"	MP3-W1460-C/S/T-()-Q	941.	1,060.
Windows, 26"H 	18"	2 1/4"	26"	MP3-W2618-C/S/T-()-Q	444.	497.
	24"	2 1/4"	26"	MP3-W2624-C/S/T-()-Q	497.	562.
	30"	2 1/4"	26"	MP3-W2630-C/S/T-()-Q	562.	628.
	36"	2 1/4"	26"	MP3-W2636-C/S/T-()-Q	614.	694.
	42"	2 1/4"	26"	MP3-W2642-C/S/T-()-Q	668.	746.
	48"	2 1/4"	26"	MP3-W2648-C/S/T-()-Q	732.	824.
	60"	2 1/4"	26"	MP3-W2660-C/S/T-()-Q	941.	1,060.

Order Code

Example:	MP3-W2230-C-613-Q
MP3	Panel
W	Window
22	Height
30	Width
C	Window finish
613	Frame finish
Q	Standard Special

Specification Information

Specify glazing for windows:
 C- Clear tempered glass
 S- Smoked acrylic
 T- Translucent acrylic

Frame finish

Application Notes

Windows mount on any height Morrison vertical panel of the same width with add-on connectors or full height connectors.

All windows are 1/4" less than nominal height to allow for a 1/4" horizontal reveal with light seal.

9"H windows may be mounted on 30"H and 39"H vertical panels and connected, respectively, with standard 39"H and 48"H connector tracks and post assemblies.

16"H windows may be mounted on 48"H and 64"H vertical panels and connected, respectively, with standard 64"H and 80"H connector tracks and post assemblies.

18"H windows may be mounted on 30"H and 56"H vertical panels and connected, respectively, with standard 48"H and 74"H standard connector tracks and post assemblies.

22"H windows may be mounted on 42"H vertical panels and connected with standard 64"H connector tracks and post assemblies.

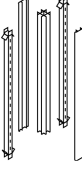
32"H windows may be mounted on 48"H vertical panels and connected with standard 80"H connector tracks and post assemblies.

Full height 48" and 64" connectors permit cantilevered shelves and overhead cabinets.

Two 16"H windows may be mounted on a 48"H upholstered panel only when using 80"H full height connector tracks and post assemblies.

Morrison Connectors, post assemblies *straight upholstered*

Standard Specials Systems

description	w	d	h	pattern no.	10	15	20	30	35	40	45
 Connector track upholstered	2 1/4"	2 1/4"	30"	MC1-30S2-()-Q	\$168.	\$168.	\$168.	\$168.	\$182.	\$182.	\$196.
	2 1/4"	2 1/4"	39"	MC1-39S2-()-Q	173.	173.	173.	173.	186.	186.	200.
	2 1/4"	2 1/4"	42"	MC1-42S2-()-Q	175.	175.	175.	175.	188.	188.	202.
	2 1/4"	2 1/4"	48"	MC1-48S2-()-Q	182.	182.	182.	182.	194.	194.	210.
	2 1/4"	2 1/4"	56"	MC1-56S2-()-Q	188.	188.	188.	188.	202.	202.	216.
	2 1/4"	2 1/4"	64"	MC1-64S2-()-Q	202.	202.	202.	202.	216.	216.	229.
	2 1/4"	2 1/4"	74"	MC1-74S2-()-Q	216.	216.	216.	216.	229.	229.	242.
	2 1/4"	2 1/4"	80"	MC1-80S2-()-Q	229.	229.	229.	229.	242.	242.	256.

Order Code

Specification Information

Application Notes

Example: **MC1-42S2-15-W210/20-Q**

MC1	Connector
42	Height
S2	2 way "L"
15	Surface type and group no.
W210/20	Upholstery
Q	Standard Special

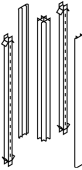
Surface type:

10-	Fabric group 10
15-	Fabric group 15
20-	Fabric group 20
25-	Fabric group 25
30-	Fabric group 30
35-	Fabric group 35
40-	Fabric group 40
45-	Fabric group 45

Post assembly pricing includes connector tracks, posts and trim covers when required. Top caps and raceway covers are specified as separate kits and bulk shipped to facilitate installation

Morrison Connectors, post assemblies
straight non-upholstered

Standard Specials Systems

description	type	w	d	h	pattern no	Paint	V1	V2
	painted	2 1/4"	2 1/4"	30"	MC1-30S2-()-Q	\$128.		
		2 1/4"	2 1/4"	39"	MC1-39S2-()-Q	132.		
		2 1/4"	2 1/4"	42"	MC1-42S2-()-Q	135.		
		2 1/4"	2 1/4"	48"	MC1-48S2-()-Q	148.		
		2 1/4"	2 1/4"	56"	MC1-56S2-()-Q	162.		
		2 1/4"	2 1/4"	64"	MC1-64S2-()-Q	175.		
		2 1/4"	2 1/4"	74"	MC1-74S2-()-Q	188.		
		2 1/4"	2 1/4"	80"	MC1-80S2-()-Q	201.		
	veneer	2 1/4"	2 1/4"	30"	MC1-30S2V-()-Q		182.	196.
		2 1/4"	2 1/4"	39"	MC1-39S2V-()-Q		186.	200.
		2 1/4"	2 1/4"	42"	MC1-42S2V-()-Q		188.	202.
		2 1/4"	2 1/4"	48"	MC1-48S2V-()-Q		202.	216.
		2 1/4"	2 1/4"	56"	MC1-56S2V-()-Q		216.	229.
		2 1/4"	2 1/4"	64"	MC1-64S2V-()-Q		229.	242.
		2 1/4"	2 1/4"	74"	MC1-74S2V-()-Q		257.	269.
		2 1/4"	2 1/4"	80"	MC1-80S2V-()-Q		269.	283.

Order Code

Example: **MC1-42S2-V-4-Q**

MC1	Connector
42	Height
S2	2 way "L"
V	Surface type
4	Veneer
Q	Standard Special

Specification Information

Application Notes

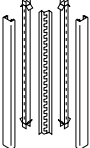
Post assembly pricing includes connector tracks, posts and trim covers when required. Top caps and raceway covers are specified as separate kits and bulk shipped to facilitate installation.

Veneer Group 1 trim covers are quartered Techgrain®.

Veneer Group 2 trim covers are rift cut Techgrain®.

Morrison Connectors, post assemblies *variable angle upholstered*

Standard Specials Systems

description	w	d	h	pattern no.	10	15	20	30	35	40	45
 Connector track upholstered	2 1/4"	2 1/4"	30"	MC1-30H1(-)-Q	\$590.	\$599.	\$599.	\$599.	\$642.	\$642.	\$648.
	2 1/4"	2 1/4"	39"	MC1-39H1(-)-Q	601.	610.	610.	610.	642.	642.	658.
	2 1/4"	2 1/4"	42"	MC1-42H1(-)-Q	609.	619.	619.	619.	642.	642.	668.
	2 1/4"	2 1/4"	48"	MC1-48H1(-)-Q	624.	634.	634.	634.	656.	656.	683.
	2 1/4"	2 1/4"	56"	MC1-56H1(-)-Q	634.	645.	645.	645.	668.	668.	695.
	2 1/4"	2 1/4"	74"	MC1-74H1(-)-Q	658.	670.	670.	670.	694.	694.	723.
	2 1/4"	2 1/4"	80"	MC1-80H1(-)-Q	674.	683.	683.	683.	707.	707.	738.

Order Code

Example:	MC1-64H1-15-W210/20-Q
MC1	Morrison accessory
64	Height
H1	Variable angle
15	Surface type and group no.
W210/20	Upholstery
Q	Standard Special

Specification Information

Finishes for variable angle:

Upholstered:


10-	Fabric group 10
15-	Fabric group 15
20-	Fabric group 20
30-	Fabric group 30
35-	Fabric group 35
40-	Fabric group 40
45-	Fabric group 45

Application Notes

Variable angle connector includes connector tracks, continuous hinge, and trim covers. Specify top cap and raceway cover kit separately.

Morrison Connectors, post assemblies
variable angle non-upholstered

Standard Specials Systems

description	type	w	d	h	pattern no.	P	V1	V2
Variable angle 	painted	2 1/4"	2 1/4"	30"	MC1-30H1-()-Q	\$562.		
		2 1/4"	2 1/4"	39"	MC1-39H1-()-Q	574.		
		2 1/4"	2 1/4"	42"	MC1-42H1-()-Q	581.		
		2 1/4"	2 1/4"	48"	MC1-48H1-()-Q	597.		
		2 1/4"	2 1/4"	56"	MC1-56H1-()-Q	606.		
		2 1/4"	2 1/4"	74"	MC1-74H1-()-Q	630.		
		2 1/4"	2 1/4"	80"	MC1-80H1-()-Q	645.		
	veneer	2 1/4"	2 1/4"	30"	MC1-30H1V-()-Q		657.	677.
		2 1/4"	2 1/4"	39"	MC1-39H1V-()-Q		670.	690.
		2 1/4"	2 1/4"	42"	MC1-42H1V-()-Q		677.	697.
		2 1/4"	2 1/4"	48"	MC1-48H1V-()-Q		695.	714.
		2 1/4"	2 1/4"	56"	MC1-56H1V-()-Q		706.	726.
		2 1/4"	2 1/4"	74"	MC1-74H1V-()-Q		734.	754.
		2 1/4"	2 1/4"	80"	MC1-80H1V-()-Q	749.	769.	

Order Code

Specification Information



Application Notes

Example: **MC1-64H1-15-W210/20-Q**

MC1	Morrison accessory
64	Height
H1	Variable angle
15	Surface type and group no.
W210/20	Upholstery
Q	Standard Special


Variable angle connector includes connector tracks, continuous hinge, and trim covers. Specify top cap and raceway cover kit separately.

Morrison miscellaneous
Topcap and Raceway kit
Mid panel connector
Ceiling power components

description	h	pattern no.	list	P	V1-P1	V2/P1	V3/P1
Mid panel connector 	30"	MC1-C30Q	\$288.				
	39"	MC1-C39Q	288.				
	42"	MC1-C42Q	288.				
	48"	MC1-C48Q	301.				
	56"	MC1-C56Q	301.				
	64"	MC1-C64Q	301.				
	74"	MC1-C74Q	314.				
	80"	MC1-C80Q	314.				
Topcap&Raceway kit 		MT5-CS2(-)-Q		41.	69.	95.	122.
Ceiling power pole		MP2-CPP(-)-Q	574.				

Order Code	Specification Information	Application Notes
Example: MC1-C30-Q		
MC1	Connector	
C	Mid panel	
30	Height	
Q	Standard Special	

Trim Cover upholstered

description	h	pattern no.	10	15	20	30	35	40	45
 Straight spacer upholstered	30"	MT1-30S2-()-Q	\$101.	\$101.	\$101.	\$101.	\$115.	\$115.	\$115.
	39"	MT1-39S2-()-Q	104.	104.	104.	104.	119.	119.	119.
	42"	MT1-42S2-()-Q	107.	107.	107.	107.	122.	122.	122.
	48"	MT1-48S2-()-Q	115.	115.	115.	115.	128.	128.	128.
	56"	MT1-56S2-()-Q	122.	122.	122.	122.	135.	135.	135.
	64"	MT1-64S2-()-Q	135.	135.	135.	135.	148.	148.	148.
	74"	MT1-74S2-()-Q	148.	148.	148.	148.	162.	162.	162.
	80"	MT1-80S2-()-Q	161.	161.	161.	161.	175.	175.	175.

Example: **MT1-42S2-15-W210/20-Q**

MT1	Connector
42	Height
S2	2 way "L"
15	Surface type and group no.
W210/20	Upholstery
Q	Standard Special


Surface type:

10-	Fabric group 10
15-	Fabric group 15
20-	Fabric group 20
30-	Fabric group 30
35-	Fabric group 35
40-	Fabric group 40
45-	Fabric group 45

Trim Cover

non-upholstered

Standard Specials Systems

description	type	h	pattern no.	Paint	V1	V2	
Straight spacer 	painted	30"	MT1-30S2(-)-Q	\$95.			
		39"	MT1-39S2(-)-Q	98.			
		42"	MT1-42S2(-)-Q	101.			
		48"	MT1-48S2(-)-Q	107.			
		56"	MT1-56S2(-)-Q	115.			
		64"	MT1-64S2(-)-Q	122.			
		74"	MT1-74S2(-)-Q	128.			
		80"	MT1-80S2(-)-Q	141.			
	veneer	30"	MT1-30S2V(-)-Q			128.	141.
		39"	MT1-39S2V(-)-Q			132.	146.
		42"	MT1-42S2V(-)-Q			135.	148.
		48"	MT1-48S2V(-)-Q			141.	155.
		56"	MT1-56S2V(-)-Q			148.	162.
		64"	MT1-64S2V(-)-Q			162.	175.
		74"	MT1-74S2V(-)-Q			175.	188.
80"	MT1-80S2V(-)-Q			188.	201.		

Order Code

Example:	MT1-42S2-V-4-Q
MT1	Connector
42	Height
S2	2 way "L"
V	Surface type
4	Veneer
Q	Standard Special

Specification Information

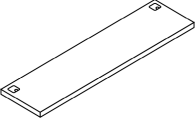
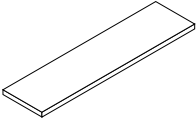
Application Notes

Veneer Group 1 trim covers are quartered Techgrain®.

Veneer Group 2 trim covers are rift cut Techgrain®.

Morrison Worksurfaces, 1 3/4" 18" D

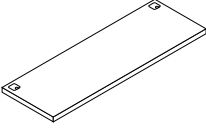
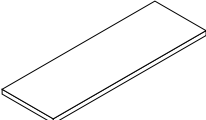
Standard Specials Systems

description	type	w	d	h	pattern no.	lam.	V1	V2	V3
Straight, 18"D	Grommets 	18"	17 5/8"	1 3/4"	MW2-S1818-A(-)-Q	\$463.	\$551.	\$657.	\$889.
		24"	17 5/8"	1 3/4"	MW2-S2418-A(-)-Q	483.	597.	694.	942.
		30"	17 5/8"	1 3/4"	MW2-S3018-A(-)-Q	498.	605.	702.	983.
		36"	17 5/8"	1 3/4"	MW2-S3618-A(-)-Q	520.	645.	749.	1,048.
		42"	17 5/8"	1 3/4"	MW2-S4218-A(-)-Q	537.	664.	771.	1,078.
		48"	17 5/8"	1 3/4"	MW2-S4818-A(-)-Q	628.	779.	904.	1,265.
		54"	17 5/8"	1 3/4"	MW2-S5418-A(-)-Q	670.	831.	964.	1,349.
		60"	17 5/8"	1 3/4"	MW2-S6018-A(-)-Q	690.	855.	991.	1,388.
		66"	17 5/8"	1 3/4"	MW2-S6618-A(-)-Q	754.	935.	1,085.	1,519.
		72"	17 5/8"	1 3/4"	MW2-S7218-A(-)-Q	817.	1,012.	1,175.	1,644.
		78"	17 5/8"	1 3/4"	MW2-S7818-A(-)-Q	961.	1,120.	1,316.	1,814.
		84"	17 5/8"	1 3/4"	MW2-S8418-A(-)-Q	1,049.	1,208.	1,405.	1,902.
		90"	17 5/8"	1 3/4"	MW2-S9018-A(-)-Q	1,138.	1,298.	1,493.	1,992.
		96"	17 5/8"	1 3/4"	MW2-S9618-A(-)-Q	1,226.	1,387.	1,582.	2,081.
		102"	17 5/8"	1 3/4"	MW2-S10218-A(-)-Q	1,316.	1,476.	1,671.	2,169.
		108"	17 5/8"	1 3/4"	MW2-S10818-A(-)-Q	1,405.	1,564.	1,761.	2,258.
114"	17 5/8"	1 3/4"	MW2-S11418-A(-)-Q	1,493.	1,655.	1,849.	2,346.		
120"	17 5/8"	1 3/4"	MW2-S12018-A(-)-Q	1,582.	1,743.	1,939.	2,437.		
No Grommets 	18"	17 5/8"	1 3/4"	MW2-S1818-B(-)-Q	373.	463.	569.	800.	
	24"	17 5/8"	1 3/4"	MW2-S2418-B(-)-Q	409.	515.	605.	854.	
	78"	17 5/8"	1 3/4"	MW2-S7818-B(-)-Q	870.	1,032.	1,226.	1,725.	
	84"	17 5/8"	1 3/4"	MW2-S8418-B(-)-Q	961.	1,120.	1,316.	1,814.	
	90"	17 5/8"	1 3/4"	MW2-S9018-B(-)-Q	1,049.	1,208.	1,405.	1,902.	
	96"	17 5/8"	1 3/4"	MW2-S9618-B(-)-Q	1,138.	1,298.	1,493.	1,992.	
	102"	17 5/8"	1 3/4"	MW2-S10218-B(-)-Q	1,226.	1,387.	1,582.	2,081.	
	108"	17 5/8"	1 3/4"	MW2-S10818-B(-)-Q	1,316.	1,476.	1,671.	2,169.	
	114"	17 5/8"	1 3/4"	MW2-S11418-B(-)-Q	1,405.	1,564.	1,761.	2,258.	
	120"	17 5/8"	1 3/4"	MW2-S12018-B(-)-Q	1,493.	1,655.	1,849.	2,346.	

Order Code	Specification Information	Application Notes
Example: MW2-S3618-A-117-Q	<i>Grommets/no grommets:</i>	18"D worksurfaces are used interchangeably in desk and panel system applications as shallow main surfaces, extensions, or credenza tops. They must be supported at each end by a pedestal, end panel, end support cantilever or cantilever bridging bracket with a maximum span of 60" between supports.
MW2 Worksurface 1 3/4" thick	A- Worksurfaces include 3" grommet in each back corner leading into desk support or wire manager.	Veneer Group 1 worksurfaces are quartered Techgrain®.
S Worksurface type	B- Worksurface does not include grommets.	Veneer Group 2 worksurfaces are rift cut Techgrain®.
36 Width	Specify surface finish	Veneer Group 3 worksurfaces are narrow heart, flat cut natural veneers.
18 Depth	All worksurfaces are U.L.-listed.	All worksurfaces have threaded metal inserts at all end panel, desk support and bracket locations and pilot holes at pedestal locations.
A Grommets		Panel supported worksurfaces over 60" must be mid-span supported by MB2-C18 bracket, specified separately.
117 Surface finish		18"D worksurfaces with desk supports or filler panels do not accept pedestals.
Q Standard Special		All worksurfaces are 3/8" less than nominal depth for rear wire clearance or privacy screens.

Morrison Worksurfaces, 1 3/4" 24" D

Standard Specials Systems

description	type	w	d	h	pattern no.	lam.	V1	V2	V3
Straight, 24"D	Grommets 	18"	23 5/8"	1 3/4"	MW2-S1824-A-()-Q	\$498.	\$640.	\$782.	\$1,049.
		102"	23 5/8"	1 3/4"	MW2-S10224-A-()-Q	1,405.	1,725.	1,974.	2,721.
		108"	23 5/8"	1 3/4"	MW2-S10824-A-()-Q	1,493.	1,814.	2,062.	2,809.
		114"	23 5/8"	1 3/4"	MW2-S11424-A-()-Q	1,582.	1,902.	2,152.	2,898.
		120"	23 5/8"	1 3/4"	MW2-S12024-A-()-Q	1,671.	1,992.	2,240.	2,987.
No Grommets 		18"	23 5/8"	1 3/4"	MW2-S1824-B-()-Q	409.	551.	694.	961.
		102"	23 5/8"	1 3/4"	MW2-S10224-B-()-Q	1,316.	1,636.	1,886.	2,631.
		108"	23 5/8"	1 3/4"	MW2-S10824-B-()-Q	1,405.	1,725.	1,974.	2,721.
		114"	23 5/8"	1 3/4"	MW2-S11424-B-()-Q	1,493.	1,814.	2,062.	2,809.
		120"	23 5/8"	1 3/4"	MW2-S12024-B-()-Q	1,582.	1,902.	2,152.	2,898.

Order Code

Example:	MW2-S1824-A-117-Q
MW2	Worksurface, 1 3/4" thick
S	Straight worksurface
18	Width
24	Depth
A	Grommets
117	Surface finish
Q	Standard Special

Specification Information

Grommets/no grommets:
 A- Worksurfaces include 3" grommet in each back corner leading into desk support or wire manager.
 B- Worksurface does not include grommets.
 Specify surface finish
 All worksurfaces are U.L.-listed.

Application Notes

24"D worksurfaces are used interchangeably as shallow main surfaces, extensions or credenza tops. They must be supported at each end by a pedestal, end panel, end support cantilever or cantilever bridging bracket with a maximum span of 60" between supports.

All worksurfaces have threaded metal inserts at all end panel, desk support and bracket locations and pilot holes at pedestal locations.

Use 18"D pedestals with 24"D worksurfaces for full wire management capability in desk or panel applications.

All straight worksurfaces are 3/8" less than nominal depth for rear wire clearance or privacy screens.

Plastic laminate worksurfaces are post-formed top and bottom, front and back.

Veneer Group 1 worksurfaces are quartered Techgrain®.

Veneer Group 2 worksurfaces are rift cut Techgrain®.

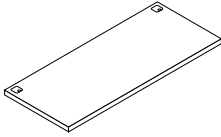
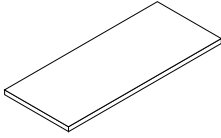
Veneer Group 3 worksurfaces are narrow heart, flat cut natural veneers.

Worksurfaces with grommets are bored to accept and are shipped with wire manager clips.

Panel supported worksurfaces over 60" must be mid-span supported by MB2-C18 bracket, specified separately.

Morrison Worksurfaces, 1 3/4" 30" D

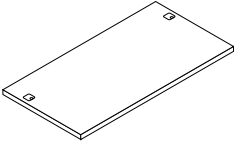
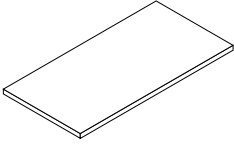
Standard Specials Systems

description	type	w	d	h	pattern no.	lam.	V1	V2	V3
Straight, 30"D	Grommets 	18"	29 5/8"	1 3/4"	MW2-S1830-A-()-Q	\$534.	\$640.	\$782.	\$1,067.
		24"	29 5/8"	1 3/4"	MW2-S2430-A-()-Q	587.	711.	836.	1,155.
		102"	29 5/8"	1 3/4"	MW2-S10230-A-()-Q	1,564.	1,868.	2,169.	3,058.
		108"	29 5/8"	1 3/4"	MW2-S10830-A-()-Q	1,655.	1,956.	2,258.	3,147.
		114"	29 5/8"	1 3/4"	MW2-S11430-A-()-Q	1,743.	2,045.	2,346.	3,236.
		120"	29 5/8"	1 3/4"	MW2-S12030-A-()-Q	1,831.	2,133.	2,437.	3,325.
	No Grommets 	18"	29 5/8"	1 3/4"	MW2-S1830-B-()-Q	444.	551.	694.	978.
		24"	29 5/8"	1 3/4"	MW2-S2430-B-()-Q	498.	623.	747.	1,067.
		102"	29 5/8"	1 3/4"	MW2-S10230-B-()-Q	1,476.	1,777.	2,081.	2,969.
		108"	29 5/8"	1 3/4"	MW2-S10830-B-()-Q	1,564.	1,868.	2,169.	3,058.
		114"	29 5/8"	1 3/4"	MW2-S11430-B-()-Q	1,655.	1,956.	2,258.	3,147.
		120"	29 5/8"	1 3/4"	MW2-S12030-B-()-Q	1,743.	2,045.	2,346.	3,236.

Order Code	Specification Information	Application Notes
Example: MW2-S4230A-117-Q	<i>Grommets/no grommets:</i>	30"D worksurfaces are used interchangeably in desk and panel system applications as main surfaces, extensions or credenza tops. They must be supported at each end by a pedestal, end panel, end support cantilever or cantilever bridging bracket with a maximum span of 60" between supports.
MW2 Worksurface, 1 3/4" thick	A- worksurface includes 3" grommet in each back corner leading into desk support or wire manager clips.	Veneer Group 1 worksurfaces are quartered Techgrain®.
S Straight worksurface	B- worksurface does not include grommets	Veneer Group 2 worksurfaces are rift cut Techgrain®.
42 Width	Specify surface finish.	Veneer Group 3 worksurfaces are narrow heart, flat cut natural veneers.
30 Depth	All worksurfaces are U.L.-listed.	All straight worksurfaces are 3/8" less than nominal depth for rear wire clearance or privacy screens.
A Grommets		Panel supported worksurfaces over 60" must be mid-span supported by MB2-C18 bracket, specified separately.
117 Surface finish		Plastic laminate worksurfaces are post-formed top and bottom, front and back.
Q Standard Special		

Morrison Worksurfaces, 1 3/4" 36" D

Standard Specials Systems

description	type	w	d	h	pattern no.	lam.	V1	V2	V3
Straight, 36"D	Recessed Grommets 	36"	35 3/8"	1 3/4"	MW2-S3636-R-()-Q	\$818.	\$961.	\$1,138.	\$1,725.
		42"	35 3/8"	1 3/4"	MW2-S4236-R-()-Q	889.	1,049.	1,226.	1,814.
		48"	35 3/8"	1 3/4"	MW2-S4836-R-()-Q	961.	1,138.	1,316.	1,902.
		54"	35 3/8"	1 3/4"	MW2-S5436-R-()-Q	1,032.	1,226.	1,405.	1,992.
		60"	35 3/8"	1 3/4"	MW2-S6036-R-()-Q	1,102.	1,316.	1,493.	2,081.
		84"	35 3/8"	1 3/4"	MW2-S8436-R-()-Q	1,439.	1,743.	1,956.	2,668.
		90"	35 3/8"	1 3/4"	MW2-S9036-R-()-Q	1,530.	1,831.	2,045.	2,756.
		96"	35 3/8"	1 3/4"	MW2-S9636-R-()-Q	1,618.	1,920.	2,133.	2,844.
		102"	35 3/8"	1 3/4"	MW2-S10236-R-()-Q	1,707.	2,009.	2,224.	2,934.
		108"	35 3/8"	1 3/4"	MW2-S10836-R-()-Q	1,796.	2,099.	2,312.	3,023.
		114"	35 3/8"	1 3/4"	MW2-S11436-R-()-Q	1,886.	2,201.	2,400.	3,112.
		120"	35 3/8"	1 3/4"	MW2-S12036-R-()-Q	1,974.	2,276.	2,489.	3,200.
No Grommets 		36"	35 3/8"	1 3/4"	MW2-S3636-B-()-Q	729.	870.	1,049.	1,636.
		42"	35 3/8"	1 3/4"	MW2-S4236-B-()-Q	800.	961.	1,138.	1,725.
		48"	35 3/8"	1 3/4"	MW2-S4836-B-()-Q	870.	1,049.	1,226.	1,814.
		54"	35 3/8"	1 3/4"	MW2-S5436-B-()-Q	942.	1,138.	1,316.	1,902.
		60"	35 3/8"	1 3/4"	MW2-S6036-B-()-Q	1,013.	1,226.	1,405.	1,992.
		84"	35 3/8"	1 3/4"	MW2-S8436-B-()-Q	1,351.	1,655.	1,868.	2,578.
		90"	35 3/8"	1 3/4"	MW2-S9036-B-()-Q	1,439.	1,743.	1,956.	2,668.
		96"	35 3/8"	1 3/4"	MW2-S9636-B-()-Q	1,530.	1,831.	2,045.	2,756.
		102"	35 3/8"	1 3/4"	MW2-S10236-B-()-Q	1,618.	1,920.	2,133.	2,844.
		108"	35 3/8"	1 3/4"	MW2-S10836-B-()-Q	1,707.	2,009.	2,224.	2,934.
		114"	35 3/8"	1 3/4"	MW2-S11436-B-()-Q	1,796.	2,099.	2,312.	3,023.
		120"	35 3/8"	1 3/4"	MW2-S12036-B-()-Q	1,886.	2,201.	2,400.	3,112.

Order Code

Example:	MW2-S6036R-117-Q
MW2	Worksurface, 1 3/4" thick
S	Straight worksurface
60	Width
36	Depth
R	Grommets
117	Surface finish
Q	Standard Special

Specification Information

Grommets/no grommets:
B- worksurface does not include grommets
R- worksurface includes 3" grommets recessed for use with 6" recessed desk support.
 Specify surface finish.
 All worksurfaces are U.L.-listed.

Application Notes

36"D desks may be planned with 6" recessed desk support and 24"D pedestals or end panels, or 29" or 35"W universal end panels with kneehole filler. 36"D worksurfaces do not accept privacy screens.

Plastic laminate worksurfaces are post-formed top and bottom, front and back.

All straight worksurfaces are 3/8" less than nominal depth for rear wire clearance or privacy screens.

Panel supported worksurfaces over 60" must be mid-span supported by MB2-C18 bracket, specified separately.

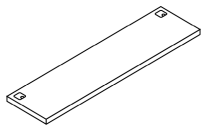
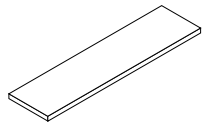
Veneer Group 1 worksurfaces are quartered Techgrain®.

Veneer Group 2 worksurfaces are rift cut Techgrain®.

Veneer Group 3 worksurfaces are narrow heart, flat cut natural veneers.

Morrison Worksurfaces, 1 3/4" 18" D + Post

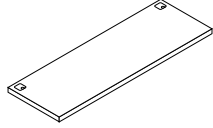
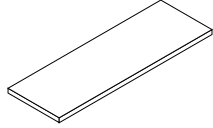
Standard Specials Systems

description	type	w	d	h	pattern no.	lam.	V1	V2	V3
Straight, 18"D + Post	 Grommets	20"	17 5/8"	1 3/4"	MW2-S2018-A-()-Q	\$498.	\$605.	\$694.	\$942.
		26"	17 5/8"	1 3/4"	MW2-S2618-A-()-Q	534.	640.	729.	995.
		32"	17 5/8"	1 3/4"	MW2-S3218-A-()-Q	569.	711.	782.	1,049.
		38"	17 5/8"	1 3/4"	MW2-S3818-A-()-Q	623.	747.	836.	1,174.
		44"	17 5/8"	1 3/4"	MW2-S4418-A-()-Q	676.	836.	907.	1,263.
		50"	17 5/8"	1 3/4"	MW2-S5018-A-()-Q	711.	889.	978.	1,351.
		50"	17 5/8"	1 3/4"	MW2-S5618-A-()-Q	747.	907.	1,013.	1,439.
		62"	17 5/8"	1 3/4"	MW2-S6218-A-()-Q	800.	978.	1,120.	1,582.
		68"	17 5/8"	1 3/4"	MW2-S6818-A-()-Q	870.	1,032.	1,226.	1,725.
		74"	17 5/8"	1 3/4"	MW2-S7418-A-()-Q	961.	1,120.	1,316.	1,814.
		80"	17 5/8"	1 3/4"	MW2-S8018-A-()-Q	1,049.	1,208.	1,405.	1,902.
		86"	17 5/8"	1 3/4"	MW2-S8618-A-()-Q	1,138.	1,298.	1,493.	1,992.
		92"	17 5/8"	1 3/4"	MW2-S9218-A-()-Q	1,226.	1,387.	1,582.	2,081.
		98"	17 5/8"	1 3/4"	MW2-S9818-A-()-Q	1,316.	1,476.	1,671.	2,169.
		104"	17 5/8"	1 3/4"	MW2-S10418-A-()-Q	1,405.	1,564.	1,761.	2,258.
		110"	17 5/8"	1 3/4"	MW2-S11018-A-()-Q	1,493.	1,655.	1,849.	2,346.
		116"	17 5/8"	1 3/4"	MW2-S11618-A-()-Q	1,582.	1,743.	1,939.	2,437.
No Grommets	 No Grommets	20"	17 5/8"	1 3/4"	MW2-S2018-B-()-Q	409.	515.	605.	854.
		26"	17 5/8"	1 3/4"	MW2-S2618-B-()-Q	444.	551.	640.	907.
		32"	17 5/8"	1 3/4"	MW2-S3218-B-()-Q	480.	623.	694.	961.
		38"	17 5/8"	1 3/4"	MW2-S3818-B-()-Q	534.	657.	747.	1,085.
		44"	17 5/8"	1 3/4"	MW2-S4418-B-()-Q	587.	747.	818.	1,174.
		50"	17 5/8"	1 3/4"	MW2-S5018-B-()-Q	623.	800.	889.	1,263.
		56"	17 5/8"	1 3/4"	MW2-S5618-B-()-Q	657.	818.	925.	1,351.
		62"	17 5/8"	1 3/4"	MW2-S6218-B-()-Q	711.	889.	1,032.	1,493.
		68"	17 5/8"	1 3/4"	MW2-S6818-B-()-Q	782.	942.	1,138.	1,636.
		74"	17 5/8"	1 3/4"	MW2-S7418-B-()-Q	870.	1,032.	1,226.	1,725.
		80"	17 5/8"	1 3/4"	MW2-S8018-B-()-Q	961.	1,120.	1,316.	1,814.
		86"	17 5/8"	1 3/4"	MW2-S8618-B-()-Q	1,049.	1,208.	1,405.	1,902.
		92"	17 5/8"	1 3/4"	MW2-S9218-B-()-Q	1,138.	1,298.	1,493.	1,992.
		98"	17 5/8"	1 3/4"	MW2-S9818-B-()-Q	1,226.	1,387.	1,582.	2,081.
		104"	17 5/8"	1 3/4"	MW2-S10418-B-()-Q	1,316.	1,476.	1,671.	2,169.
		110"	17 5/8"	1 3/4"	MW2-S11018-B-()-Q	1,405.	1,564.	1,761.	2,258.
		116"	17 5/8"	1 3/4"	MW2-S11618-B-()-Q	1,493.	1,655.	1,849.	2,346.

Order Code	Specification Information	Application Notes
Example: MW2-S3818-B-117-Q	<i>Grommets/no grommets:</i>	18"D worksurfaces are used interchangeably in desk and panel system applications as shallow main surfaces, extensions, or credenza tops. They must be supported at each end by a pedestal, end panel, end support cantilever or cantilever bridging bracket with a maximum span of 60" between supports.
MW2 Worksurface 1 3/4" thick	A- Worksurfaces include 3" grommet in each back corner leading into desk support or wire manager.	18"D worksurfaces with desk supports or filler panels do not accept pedestals.
S Worksurface type	B- Worksurface does not include grommets.	All worksurfaces are 3/8" less than nominal depth for rear wire clearance or privacy screens.
38 Width	Specify surface finish	Veneer Group 1 worksurfaces are quartered Techgrain®.
18 Depth	All worksurfaces are U.L.-listed.	Veneer Group 2 worksurfaces are rift cut Techgrain®.
B No grommets		Veneer Group 3 worksurfaces are narrow heart, flat cut natural veneers.
117 Surface finish		
Q Standard Special		

Morrison Worksurfaces, 1 3/4" 24" D + Post

Standard Specials Systems

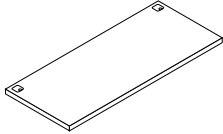
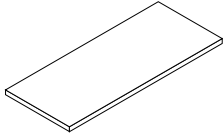
description	type	w	d	h	pattern no.	lam.	V1	V2	V3
Straight, 24"D + Post	 Grommets	20"	23 5/8"	1 3/4"	MW2-S2024-A-(-)Q	\$534.	\$676.	\$800.	\$1,085.
		26"	23 5/8"	1 3/4"	MW2-S2624-A-(-)Q	569.	711.	818.	1,120.
		32"	23 5/8"	1 3/4"	MW2-S3224-A-(-)Q	623.	747.	870.	1,174.
		38"	23 5/8"	1 3/4"	MW2-S3824-A-(-)Q	676.	818.	907.	1,263.
		44"	23 5/8"	1 3/4"	MW2-S4424-A-(-)Q	729.	889.	995.	1,387.
		50"	23 5/8"	1 3/4"	MW2-S5024-A-(-)Q	764.	942.	1,085.	1,511.
		56"	23 5/8"	1 3/4"	MW2-S5624-A-(-)Q	836.	1,013.	1,155.	1,601.
		62"	23 5/8"	1 3/4"	MW2-S6224-A-(-)Q	889.	1,120.	1,263.	1,743.
		68"	23 5/8"	1 3/4"	MW2-S6824-A-(-)Q	978.	1,192.	1,369.	1,920.
		74"	23 5/8"	1 3/4"	MW2-S7424-A-(-)Q	1,067.	1,298.	1,476.	2,062.
		80"	23 5/8"	1 3/4"	MW2-S8024-A-(-)Q	1,138.	1,387.	1,582.	2,224.
		86"	23 5/8"	1 3/4"	MW2-S8624-A-(-)Q	1,208.	1,493.	1,725.	2,418.
		92"	23 5/8"	1 3/4"	MW2-S9224-A-(-)Q	1,316.	1,636.	1,902.	2,650.
		98"	23 5/8"	1 3/4"	MW2-S9824-A-(-)Q	1,405.	1,725.	1,974.	2,721.
		104"	23 5/8"	1 3/4"	MW2-S10424-A-(-)Q	1,493.	1,814.	2,062.	2,809.
		110"	23 5/8"	1 3/4"	MW2-S11024-A-(-)Q	1,582.	1,902.	2,152.	2,898.
116"	23 5/8"	1 3/4"	MW2-S11624-A-(-)Q	1,671.	1,992.	2,240.	2,987.		
No Grommets	 No Grommets	20"	23 5/8"	1 3/4"	MW2-S2024-B-(-)Q	444.	569.	711.	995.
		26"	23 5/8"	1 3/4"	MW2-S2624-B-(-)Q	480.	623.	729.	1,032.
		32"	23 5/8"	1 3/4"	MW2-S3224-B-(-)Q	534.	657.	764.	1,085.
		38"	23 5/8"	1 3/4"	MW2-S3824-B-(-)Q	587.	729.	818.	1,174.
		44"	23 5/8"	1 3/4"	MW2-S4424-B-(-)Q	623.	800.	907.	1,298.
		50"	23 5/8"	1 3/4"	MW2-S5024-B-(-)Q	676.	854.	995.	1,423.
		56"	23 5/8"	1 3/4"	MW2-S5624-B-(-)Q	729.	925.	1,067.	1,493.
		62"	23 5/8"	1 3/4"	MW2-S6224-B-(-)Q	800.	1,032.	1,174.	1,655.
		68"	23 5/8"	1 3/4"	MW2-S6824-B-(-)Q	889.	1,102.	1,280.	1,831.
		74"	23 5/8"	1 3/4"	MW2-S7424-B-(-)Q	978.	1,208.	1,387.	1,974.
		80"	23 5/8"	1 3/4"	MW2-S8024-B-(-)Q	1,032.	1,298.	1,493.	2,115.
		86"	23 5/8"	1 3/4"	MW2-S8624-B-(-)Q	1,120.	1,405.	1,636.	2,330.
		92"	23 5/8"	1 3/4"	MW2-S9224-B-(-)Q	1,226.	1,546.	1,796.	2,543.
		98"	23 5/8"	1 3/4"	MW2-S9824-B-(-)Q	1,316.	1,636.	1,886.	2,631.
		104"	23 5/8"	1 3/4"	MW2-S10424-B-(-)Q	1,405.	1,725.	1,974.	2,721.
		110"	23 5/8"	1 3/4"	MW2-S11024-B-(-)Q	1,493.	1,814.	2,062.	2,809.
116"	23 5/8"	1 3/4"	MW2-S11624-B-(-)Q	1,582.	1,902.	2,152.	2,898.		

Order Code	Specification Information	Application Notes
Example: MW2-S7424-A-117-Q	<i>Grommets/no grommets:</i>	24"D worksurfaces are used interchangeably as shallow main surfaces, extensions or credenza tops. They must be supported at each end by a pedestal, end panel, end support cantilever or cantilever bridging bracket with a maximum span of 60" between supports.
MW2 Worksurface, 1 3/4" thick	A- Worksurfaces include 3" grommet in each back corner leading into desk support or wire manager.	Plastic laminate worksurfaces are post-formed top and bottom, front and back.
S Straight worksurface	B- Worksurface does not include grommets.	Veneer Group 1 worksurfaces are quartered Techgrain®.
74 Width	Specify surface finish	Veneer Group 2 worksurfaces are rift cut Techgrain®.
24 Depth	All worksurfaces are U.L.-listed.	Veneer Group 3 worksurfaces are narrow heart, flat cut natural veneers.
A Grommets		Worksurfaces with grommets are bored to accept and are shipped with wire manager clips.
117 Surface finish		Panel supported worksurfaces over 60" must be mid-span supported by MB2-C18 bracket, specified separately.
Q Standard Special		

Morrison System

Morrison Worksurfaces, 1 3/4" 30" D + Post

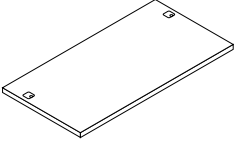
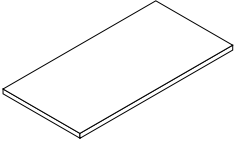
Standard Specials Systems

description	type	w	d	h	pattern no.	lam.	V1	V2	V3
Straight, 30"D + Post		20"	29 5/8"	1 3/4"	MW2-S2030-A(-)-Q	\$587.	\$711.	\$836.	\$1,155.
		26"	29 5/8"	1 3/4"	MW2-S2630-A(-)-Q	640.	782.	889.	1,245.
		32"	29 5/8"	1 3/4"	MW2-S3230-A(-)-Q	694.	870.	942.	1,333.
		38"	29 5/8"	1 3/4"	MW2-S3830-A(-)-Q	747.	907.	1,013.	1,423.
		44"	29 5/8"	1 3/4"	MW2-S4430-A(-)-Q	800.	978.	1,102.	1,530.
		50"	29 5/8"	1 3/4"	MW2-S5030-A(-)-Q	854.	1,067.	1,192.	1,618.
		56"	29 5/8"	1 3/4"	MW2-S5630-A(-)-Q	889.	1,120.	1,263.	1,743.
		62"	29 5/8"	1 3/4"	MW2-S6230-A(-)-Q	961.	1,192.	1,351.	1,902.
		68"	29 5/8"	1 3/4"	MW2-S6830-A(-)-Q	1,067.	1,298.	1,476.	2,062.
		74"	29 5/8"	1 3/4"	MW2-S7430-A(-)-Q	1,155.	1,405.	1,618.	2,240.
		80"	29 5/8"	1 3/4"	MW2-S8030-A(-)-Q	1,245.	1,458.	1,743.	2,437.
		86"	29 5/8"	1 3/4"	MW2-S8630-A(-)-Q	1,351.	1,655.	1,920.	2,702.
		92"	29 5/8"	1 3/4"	MW2-S9230-A(-)-Q	1,476.	1,777.	2,081.	2,969.
		98"	29 5/8"	1 3/4"	MW2-S9830-A(-)-Q	1,564.	1,868.	2,169.	3,058.
		104"	29 5/8"	1 3/4"	MW2-S10430-A(-)-Q	1,655.	1,956.	2,258.	3,147.
		110"	29 5/8"	1 3/4"	MW2-S11030-A(-)-Q	1,743.	2,045.	2,346.	3,236.
116"	29 5/8"	1 3/4"	MW2-S11630-A(-)-Q	1,831.	2,133.	2,437.	3,325.		
No Grommets		20"	29 5/8"	1 3/4"	MW2-S2030-B(-)-Q	498.	623.	747.	1,067.
		26"	29 5/8"	1 3/4"	MW2-S2630-B(-)-Q	551.	694.	800.	1,138.
		32"	29 5/8"	1 3/4"	MW2-S3230-B(-)-Q	605.	764.	854.	1,226.
		38"	29 5/8"	1 3/4"	MW2-S3830-B(-)-Q	657.	818.	925.	1,316.
		44"	29 5/8"	1 3/4"	MW2-S4430-B(-)-Q	711.	889.	1,013.	1,439.
		50"	29 5/8"	1 3/4"	MW2-S5030-B(-)-Q	764.	978.	1,102.	1,511.
		56"	29 5/8"	1 3/4"	MW2-S5630-B(-)-Q	800.	1,032.	1,174.	1,655.
		62"	29 5/8"	1 3/4"	MW2-S6230-B(-)-Q	870.	1,102.	1,263.	1,814.
		68"	29 5/8"	1 3/4"	MW2-S6830-B(-)-Q	978.	1,208.	1,387.	1,974.
		74"	29 5/8"	1 3/4"	MW2-S7430-B(-)-Q	1,067.	1,316.	1,511.	2,152.
		80"	29 5/8"	1 3/4"	MW2-S8030-B(-)-Q	1,155.	1,458.	1,655.	2,346.
		86"	29 5/8"	1 3/4"	MW2-S8630-B(-)-Q	1,263.	1,564.	1,831.	2,614.
		92"	29 5/8"	1 3/4"	MW2-S9230-B(-)-Q	1,387.	1,689.	1,992.	2,881.
		98"	29 5/8"	1 3/4"	MW2-S9830-B(-)-Q	1,476.	1,777.	2,081.	2,969.
		104"	29 5/8"	1 3/4"	MW2-S10430-B(-)-Q	1,564.	1,868.	2,169.	3,058.
		110"	29 5/8"	1 3/4"	MW2-S11030-B(-)-Q	1,655.	1,956.	2,258.	3,147.
116"	29 5/8"	1 3/4"	MW2-S11630-B(-)-Q	1,743.	2,045.	2,346.	3,236.		

Order Code	Specification Information	Application Notes
Example: MW2-S4430A-117-Q	<i>Grommets/no grommets:</i>	30"D worksurfaces are used interchangeably in desk and panel system applications as main surfaces, extensions or credenza tops. They must be supported at each end by a pedestal, end panel, end support cantilever or cantilever bridging bracket with a maximum span of 60" between supports.
MW2 Worksurface, 1 3/4" thick	A- worksurface includes 3" grommet in each back corner leading into desk support or wire manager clips.	Plastic laminate worksurfaces are post-formed top and bottom, front and back.
S Straight worksurface	B- worksurface does not include grommets	Veneer Group 1 worksurfaces are quartered Techgrain®.
44 Width	Specify surface finish.	Veneer Group 2 worksurfaces are rift cut Techgrain®.
30 Depth	All worksurfaces are U.L.-listed.	Veneer Group 3 worksurfaces are narrow heart, flat cut natural veneers.
A Grommets		
117 Surface finish		
Q Standard Special		
		All straight worksurfaces are 3/8" less than nominal depth for rear wire clearance or privacy screens.
		Panel supported worksurfaces over 60" must be mid-span supported by MB2-C18 bracket, specified separately.

Morrison Worksurfaces, 1 3/4" 36" D + Post

Standard Specials Systems

description	type	w	d	h	pattern no.	lam.	V1	V2	V3
Straight, 36"D + Post	Recessed Grommets 	38"	35 5/8"	1 3/4"	MW2-S3836-R-()-Q	\$889.	\$1,049.	\$1,226.	\$1,814.
		44"	35 5/8"	1 3/4"	MW2-S4436-R-()-Q	961.	1,138.	1,316.	1,902.
		50"	35 5/8"	1 3/4"	MW2-S5036-R-()-Q	1,032.	1,226.	1,405.	1,992.
		56"	35 5/8"	1 3/4"	MW2-S5636-R-()-Q	1,102.	1,316.	1,493.	2,081.
		62"	35 5/8"	1 3/4"	MW2-S6236-R-()-Q	1,174.	1,405.	1,582.	2,169.
		68"	35 5/8"	1 3/4"	MW2-S6836-R-()-Q	1,245.	1,530.	1,725.	2,418.
		74"	35 5/8"	1 3/4"	MW2-S7436-R-()-Q	1,351.	1,655.	1,868.	2,578.
		80"	35 5/8"	1 3/4"	MW2-S8036-R-()-Q	1,439.	1,743.	1,956.	2,668.
		86"	35 5/8"	1 3/4"	MW2-S8636-R-()-Q	1,530.	1,831.	2,045.	2,756.
		92"	35 5/8"	1 3/4"	MW2-S9236-R-()-Q	1,618.	1,920.	2,133.	2,844.
		98"	35 5/8"	1 3/4"	MW2-S9836-R-()-Q	1,707.	2,009.	2,224.	2,934.
		104"	35 5/8"	1 3/4"	MW2-S10436-R-()-Q	1,796.	2,099.	2,312.	3,023.
		110"	35 5/8"	1 3/4"	MW2-S11036-R-()-Q	1,886.	2,201.	2,400.	3,112.
		116"	35 5/8"	1 3/4"	MW2-S11636-R-()-Q	1,974.	2,276.	2,489.	3,200.
No Grommets 	No Grommets	38"	35 5/8"	1 3/4"	MW2-S3836-B-()-Q	800.	961.	1,138.	1,725.
		44"	35 5/8"	1 3/4"	MW2-S4436-B-()-Q	870.	1,049.	1,226.	1,814.
		50"	35 5/8"	1 3/4"	MW2-S5036-B-()-Q	942.	1,138.	1,316.	1,902.
		56"	35 5/8"	1 3/4"	MW2-S5636-B-()-Q	1,013.	1,226.	1,405.	1,992.
		62"	35 5/8"	1 3/4"	MW2-S6236-B-()-Q	1,085.	1,316.	1,493.	2,081.
		68"	35 5/8"	1 3/4"	MW2-S6836-B-()-Q	1,138.	1,423.	1,636.	2,330.
		74"	35 5/8"	1 3/4"	MW2-S7436-B-()-Q	1,263.	1,564.	1,777.	2,489.
		80"	35 5/8"	1 3/4"	MW2-S8036-B-()-Q	1,351.	1,655.	1,868.	2,578.
		86"	35 5/8"	1 3/4"	MW2-S8636-B-()-Q	1,439.	1,743.	1,956.	2,668.
		92"	35 5/8"	1 3/4"	MW2-S9236-B-()-Q	1,530.	1,831.	2,045.	2,756.
		98"	35 5/8"	1 3/4"	MW2-S9836-B-()-Q	1,618.	1,920.	2,133.	2,844.
		104"	35 5/8"	1 3/4"	MW2-S10436-B-()-Q	1,707.	2,009.	2,224.	2,934.
		110"	35 5/8"	1 3/4"	MW2-S11036-B-()-Q	1,796.	2,099.	2,312.	3,023.
		116"	35 5/8"	1 3/4"	MW2-S11636-B-()-Q	1,886.	2,201.	2,400.	3,112.

Order Code

Example:	MW2-S6836R-117-Q
MW2	Worksurface, 1 3/4" thick
S	Straight worksurface
68	Width
36	Depth
R	Grommets
117	Surface finish
Q	Standard Special

Specificatin Information

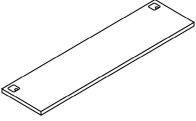
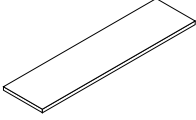
Grommets/no grommets:
 B- worksurface does not include grommets
 R- worksurface includes 3" grommets recessed for use with 6" recessed desk support.
 Specify surface finish.
 All worksurfaces are U.L.-listed.

Application Notes

36"D desks may be planned with 6" recessed desk support and 24"D pedestals or end panels, or 29" or 35"W universal end panels with kneehole filler. 36"D worksurfaces do not accept privacy screens.
 Plastic laminate worksurfaces are post-formed top and bottom, front and back.
 All straight worksurfaces are 3/8" less than nominal depth for rear wire clearance or privacy screens.
 Panel supported worksurfaces over 60" must be mid-span supported by MB2-C18 bracket, specified separately.
 Veneer Group 1 worksurfaces are quartered Techgrain®.
 Veneer Group 2 worksurfaces are rift cut Techgrain®.
 Veneer Group 3 worksurfaces are narrow heart, flat cut natural veneers.

Morrison Worksurfaces, 1 1/4" 18" D

Standard Specials Systems

description	type	w	d	h	pattern no.	lam.	V1	V2	V3
Straight, 18"D	Grommets 	18"	17 3/8"	1 1/4"	MU1-S1818-A(-)-Q	\$301.	\$376.	\$467.	\$648.
		24"	17 3/8"	1 1/4"	MU1-S2418-A(-)-Q	332.	422.	497.	694.
		30"	17 3/8"	1 1/4"	MU1-S3018-A(-)-Q	369.	466.	540.	748.
		36"	17 3/8"	1 1/4"	MU1-S3618-A(-)-Q	373.	478.	532.	744.
		42"	17 3/8"	1 1/4"	MU1-S4218-A(-)-Q	375.	501.	568.	813.
		48"	17 3/8"	1 1/4"	MU1-S4818-A(-)-Q	440.	568.	620.	882.
		54"	17 3/8"	1 1/4"	MU1-S5418-A(-)-Q	457.	584.	653.	935.
		60"	17 3/8"	1 1/4"	MU1-S6018-A(-)-Q	476.	600.	687.	1,005.
		66"	17 3/8"	1 1/4"	MU1-S6618-A(-)-Q	508.	636.	756.	1,106.
		72"	17 3/8"	1 1/4"	MU1-S7218-A(-)-Q	560.	687.	840.	1,212.
		78"	17 3/8"	1 1/4"	MU1-S7818-A(-)-Q	784.	924.	1,116.	1,570.
		84"	17 3/8"	1 1/4"	MU1-S8418-A(-)-Q	872.	1,012.	1,203.	1,656.
		90"	17 3/8"	1 1/4"	MU1-S9018-A(-)-Q	959.	1,099.	1,290.	1,743.
		96"	17 3/8"	1 1/4"	MU1-S9618-A(-)-Q	1,047.	1,185.	1,378.	1,832.
		102"	17 3/8"	1 1/4"	MU1-S10218-A(-)-Q	1,133.	1,273.	1,465.	1,919.
		108"	17 3/8"	1 1/4"	MU1-S10818-A(-)-Q	1,221.	1,361.	1,551.	2,005.
114"	17 3/8"	1 1/4"	MU1-S11418-A(-)-Q	1,308.	1,447.	1,639.	2,092.		
120"	17 3/8"	1 1/4"	MU1-S12018-A(-)-Q	1,395.	1,534.	1,727.	2,181.		
No Grommets 	18"	17 3/8"	1 1/4"	MU1-S1818-B(-)-Q	262.	349.	454.	663.	
	78"	17 3/8"	1 1/4"	MU1-S7818-B(-)-Q	698.	837.	1,029.	1,482.	
	84"	17 3/8"	1 1/4"	MU1-S8418-B(-)-Q	784.	924.	1,116.	1,570.	
	90"	17 3/8"	1 1/4"	MU1-S9018-B(-)-Q	872.	1,012.	1,203.	1,656.	
	96"	17 3/8"	1 1/4"	MU1-S9618-B(-)-Q	959.	1,099.	1,290.	1,743.	
	102"	17 3/8"	1 1/4"	MU1-S10218-B(-)-Q	1,047.	1,185.	1,378.	1,832.	
	108"	17 3/8"	1 1/4"	MU1-S10818-B(-)-Q	1,133.	1,273.	1,465.	1,919.	
	114"	17 3/8"	1 1/4"	MU1-S11418-B(-)-Q	1,221.	1,361.	1,551.	2,005.	
	120"	17 3/8"	1 1/4"	MU1-S12018-B(-)-Q	1,308.	1,447.	1,639.	2,092.	

Order Code

Example:	MU1-S4818-A-117-Q
MU1	Worksurface 1 1/4" thick
S	Worksurface type
48	Width
18	Depth
A	Grommets
117	Surface finish
Q	Standard Special

Specification Information

Grommets/no grommets:

A- Worksurfaces include 3" grommet in each back corner leading into desk support or wire manager.

B- Worksurface does not include grommets.

Specify surface finish.
1 1/4" worksurfaces are 3-ply, solid core construction with threaded metal inserts at all end panel, desk support and bracket locations and pilot holes at pedestal locations.

Worksurfaces with grommets are bored to accept and are shipped with wire manager clips.

All worksurfaces are U.L.-listed.

Application Notes

18"D worksurfaces are used interchangeably in desk and panel system applications as shallow main surfaces, extensions, or credenza tops. They may be supported at each end by an 18" end support bracket, 18" cantilever bracket, 18"W conference end panel, 18"D pedestal, or 12"W end panel (MN2-E12) in conjunction with a desk support.

18"D worksurfaces with desk supports do not accept pedestals.

All worksurfaces are 3/8" less than nominal depth for rear wire clearance or privacy screens.

Panel-supported 1 1/4" worksurfaces over 48" must be mid-span supported by MB2-C18 bracket, specified separately.

Veneer Group 1 worksurfaces are quartered Techgrain®.

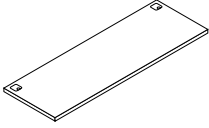
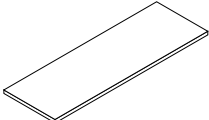
Veneer Group 2 worksurfaces are rift cut Techgrain®.

Veneer Group 3 worksurfaces are narrow heart, flat cut natural veneers.

Suspended pedestals may not be used with 1 1/4" worksurfaces

Morrison Worksurfaces, 1 1/4" 24" D

Standard Specials Systems

description	type	w	d	h	pattern no.	lam.	V1	V2	V3
Straight, 24"D	Grommets 	18"	23 5/8"	1 1/4"	MU1-S1824-A-()-Q	\$385.	\$523.	\$663.	\$907.
		102"	23 5/8"	1 1/4"	MU1-S10224-A-()-Q	1,116.	1,412.	1,623.	2,301.
		108"	23 5/8"	1 1/4"	MU1-S10824-A-()-Q	1,203.	1,500.	1,710.	2,390.
		114"	23 5/8"	1 1/4"	MU1-S11424-A-()-Q	1,290.	1,587.	1,796.	2,477.
		120"	23 5/8"	1 1/4"	MU1-S12024-A-()-Q	1,378.	1,674.	1,883.	2,563.
No Grommets 		18"	23 5/8"	1 1/4"	MU1-S1824-B-()-Q	296.	436.	575.	820.
		102"	23 5/8"	1 1/4"	MU1-S10224-B-()-Q	1,029.	1,325.	1,534.	2,214.
		108"	23 5/8"	1 1/4"	MU1-S10824-B-()-Q	1,116.	1,412.	1,623.	2,301.
		114"	23 5/8"	1 1/4"	MU1-S11424-B-()-Q	1,203.	1,500.	1,710.	2,390.
		120"	23 5/8"	1 1/4"	MU1-S12024-B-()-Q	1,290.	1,587.	1,796.	2,477.

Order Code

Example:	MU1-S10224-B-117-Q
MU1	Worksurface, 1 1/4" thick
S	Straight worksurface
102	Width
24	Depth
B	No grommets
117	Surface finish
Q	Standard Special

Specification Information

Grommets/no grommets:

A- Worksurfaces include 3" grommet in each back corner leading into desk support or wire manager.

B- Worksurface does not include grommets.

Specify surface finish.
1 1/4" worksurfaces are 3-ply, solid core construction with threaded metal inserts at all end panel, desk support and bracket locations and pilot holes at pedestal locations.

Worksurfaces with grommets are bored to accept and are shipped with wire manager clips.

All worksurfaces are U.L.-listed.

Application Notes

24"D worksurfaces are used interchangeably as shallow main surfaces, extensions or credenza tops. They can be supported at each end by 24" end support bracket, 24" cantilever bracket, 24"W end panel, 18"D pedestal or end panel in conjunction with desk support.

Use 18"D pedestals with 24"D worksurfaces for full wire management capability in desk or panel applications.

All straight worksurfaces are 3/8" less than nominal depth for rear wire clearance or privacy screens.

Panel-supported 1 1/4" worksurfaces over 48" must be mid-span supported by MB2-C18 bracket, specified separately.

Veneer Group 1 worksurfaces are quartered Techgrain®.

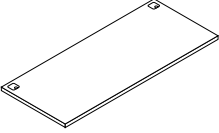
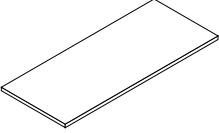
Veneer Group 2 worksurfaces are rift cut Techgrain®.

Veneer Group 3 worksurfaces are narrow heart, flat cut natural veneers.

Suspended pedestals may not be used with 1 1/4" worksurfaces

Morrison Worksurfaces, 1 1/4" 30" D

Standard Specials Systems

description	type	w	d	h	pattern no.	lam,	V1	V2	V3
Straight, 30"D	Grommets 	18"	29 5/8"	1 1/4"	MU1-S1830-A-()-Q	\$436.	\$541.	\$680.	\$959.
		24"	29 5/8"	1 1/4"	MU1-S2430-A-()-Q	471.	594.	715.	1,012.
		102"	29 5/8"	1 1/4"	MU1-S10230-A-()-Q	1,203.	1,534.	1,727.	2,511.
		108"	29 5/8"	1 1/4"	MU1-S10830-A-()-Q	1,290.	1,623.	1,814.	2,599.
		114"	29 5/8"	1 1/4"	MU1-S11430-A-()-Q	1,378.	1,710.	1,901.	2,686.
		120"	29 5/8"	1 1/4"	MU1-S12030-A-()-Q	1,465.	1,796.	1,988.	2,772.
No Grommets 		18"	29 5/8"	1 1/4"	MU1-S1830-B-()-Q	349.	454.	594.	872.
		24"	29 5/8"	1 1/4"	MU1-S2430-B-()-Q	385.	505.	627.	924.
		102"	29 5/8"	1 1/4"	MU1-S10230-B-()-Q	1,116.	1,447.	1,639.	2,424.
		108"	29 5/8"	1 1/4"	MU1-S10830-B-()-Q	1,203.	1,534.	1,727.	2,511.
		114"	29 5/8"	1 1/4"	MU1-S11430-B-()-Q	1,290.	1,623.	1,814.	2,599.
		120"	29 5/8"	1 1/4"	MU1-S12030-B-()-Q	1,378.	1,710.	1,901.	2,686.

Order Code

Example:	MU1-S2430B-117-Q
MU1	Worksurface, 1 1/4" thick
S	Straight worksurface
24	Width
30	Depth
B	No grommets
117	Surface finish
Q	Standard Special

Specification Information

Grommets/no grommets:

- A- worksurface includes 3" grommet in each back corner leading into desk support or wire manager clips.
 - B- worksurface does not include grommets
- Specify surface finish.

1 1/4" worksurfaces are 3-ply, solid core construction with threaded metal inserts at all end panel, desk support and bracket locations and pilot holes at pedestal locations.

All worksurfaces are U.L.-listed. Plastic laminate worksurfaces are post-formed top and bottom, front and back.

Application Notes

30"D worksurfaces are used interchangeably in desk and panel system applications as main surfaces, extensions or credenza tops. They can be supported at each end by 30" end support bracket, 30" cantilever bracket, 30" flat bracket, 30"W end panel, 24"D pedestal or end panel in conjunction with desk support, or 30"D pedestal.

All straight worksurfaces are 3/8" less than nominal depth for rear wire clearance or privacy screens.

Panel-supported 1 1/4" worksurfaces over 48" must be mid-span supported by MB2-C18 bracket, specified separately.

Worksurfaces with grommets are bored to accept and are shipped with wire manager clips.

Suspended pedestals may not be used with 1 1/4" worksurfaces.

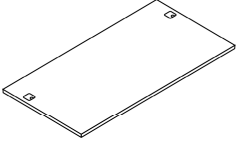
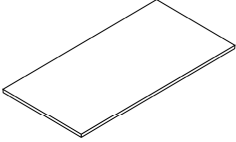
Veneer Group 1 worksurfaces are quartered Techgrain®.

Veneer Group 2 worksurfaces are rift cut Techgrain®.

Veneer Group 3 worksurfaces are narrow heart, flat cut natural veneers.

Morrison Worksurfaces, 1 1/4" 36" D

Standard Specials Systems

description	type	w	d	h	pattern no.	lam.	V1	V2	V3
Straight, 36"D	Recessed Grommets 	36"	35 5/8"	1 1/4"	MU1-S3636-R(-)-Q	\$645.	\$784.	\$872.	\$1,221.
		42"	35 5/8"	1 1/4"	MU1-S4236-R(-)-Q	698.	837.	924.	1,308.
		48"	35 5/8"	1 1/4"	MU1-S4836-R(-)-Q	750.	907.	1,012.	1,430.
		54"	35 5/8"	1 1/4"	MU1-S5436-R(-)-Q	784.	942.	1,047.	1,465.
		60"	35 5/8"	1 1/4"	MU1-S6036-R(-)-Q	837.	1,012.	1,116.	1,570.
		66"	35 5/8"	1 1/4"	MU1-S6636-R(-)-Q	889.	1,081.	1,203.	1,692.
		72"	35 5/8"	1 1/4"	MU1-S7236-R(-)-Q	993.	1,203.	1,325.	1,866.
		78"	35 5/8"	1 1/4"	MU1-S7836-R(-)-Q	1,047.	1,256.	1,395.	1,953.
		84"	35 5/8"	1 1/4"	MU1-S8436-R(-)-Q	1,133.	1,361.	1,500.	2,110.
		90"	35 5/8"	1 1/4"	MU1-S9036-R(-)-Q	1,221.	1,465.	1,623.	2,285.
		96"	35 5/8"	1 1/4"	MU1-S9636-R(-)-Q	1,308.	1,570.	1,727.	2,424.
		102"	35 5/8"	1 1/4"	MU1-S10236-R(-)-Q	1,395.	1,674.	1,849.	2,599.
		108"	35 5/8"	1 1/4"	MU1-S10836-R(-)-Q	1,482.	1,779.	1,971.	2,772.
		114"	35 5/8"	1 1/4"	MU1-S11436-R(-)-Q	1,570.	1,883.	2,075.	2,912.
120"	35 5/8"	1 1/4"	MU1-S12036-R(-)-Q	1,656.	1,988.	2,197.	3,087.		
No Grommets 	No Grommets	36"	35 5/8"	1 1/4"	MU1-S3636-B(-)-Q	558.	698.	784.	1,133.
		42"	35 5/8"	1 1/4"	MU1-S4236-B(-)-Q	611.	750.	837.	1,221.
		48"	35 5/8"	1 1/4"	MU1-S4836-B(-)-Q	663.	820.	924.	1,342.
		54"	35 5/8"	1 1/4"	MU1-S5436-B(-)-Q	698.	854.	959.	1,378.
		60"	35 5/8"	1 1/4"	MU1-S6036-B(-)-Q	750.	924.	1,029.	1,482.
		66"	35 5/8"	1 1/4"	MU1-S6636-B(-)-Q	803.	993.	1,116.	1,604.
		72"	35 5/8"	1 1/4"	MU1-S7236-B(-)-Q	907.	1,116.	1,238.	1,779.
		78"	35 5/8"	1 1/4"	MU1-S7836-B(-)-Q	959.	1,169.	1,308.	1,866.
		84"	35 5/8"	1 1/4"	MU1-S8436-B(-)-Q	1,047.	1,273.	1,412.	2,023.
		90"	35 5/8"	1 1/4"	MU1-S9036-B(-)-Q	1,133.	1,378.	1,534.	2,197.
		96"	35 5/8"	1 1/4"	MU1-S9636-B(-)-Q	1,221.	1,482.	1,639.	2,337.
		102"	35 5/8"	1 1/4"	MU1-S10236-B(-)-Q	1,308.	1,587.	1,762.	2,511.
		108"	35 5/8"	1 1/4"	MU1-S10836-B(-)-Q	1,395.	1,692.	1,883.	2,686.
		114"	35 5/8"	1 1/4"	MU1-S11436-B(-)-Q	1,482.	1,796.	1,988.	2,825.
120"	35 5/8"	1 1/4"	MU1-S12036-B(-)-Q	1,570.	1,901.	2,110.	2,999.		

Order Code

Example:	MU1-S3636B-117-Q
MU1	Worksurface, 1 1/4" thick
S	Straight worksurface
36	Width
36	Depth
B	No grommets
117	Surface finish
Q	Standard Special

Specification Information

- Grommets/no grommets:*
- A- worksurface includes 3" grommet in each back corner leading into desk support or wire manager clips.
 - B- worksurface does not include grommets
- Specify surface finish.

1 1/4" worksurfaces are 3-ply, solid core construction with threaded metal inserts at all end panel, desk support and bracket locations and pilot holes at pedestal locations.

All worksurfaces are U.L.-listed. Plastic laminate worksurfaces are post-formed top and bottom, front and back.

Application Notes

36"D worksurfaces are used interchangeably in desk and panel system applications as main surfaces, extensions or credenza tops. They can be supported at each end by 30" end support bracket, 30" cantilever bracket, 36" flat bracket, 30"W end panel, 24"D pedestal or end panel in conjunction with desk support, or 30"D pedestal.

All straight worksurfaces are 3/8" less than nominal depth for rear wire clearance or privacy screens.

Panel-supported 1 1/4" worksurfaces over 48" must be mid-span supported by MB2-C18 bracket, specified separately.

Worksurfaces with grommets are bored to accept and are shipped with wire manager clips.

Suspended pedestals may not be used with 1 1/4" worksurfaces.

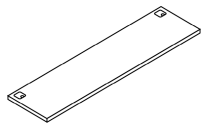
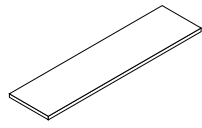
Veneer Group 1 worksurfaces are quartered Techgrain®.

Veneer Group 2 worksurfaces are rift cut Techgrain®.

Veneer Group 3 worksurfaces are narrow heart, flat cut natural veneers.

Morrison Worksurfaces, 1 1/4" 18" D + Post

Standard Specials Systems

description	type	w	d	h	pattern no.	lam.	V1	V2	V3
Straight, 18"D + Post	 Grommets	20"	17 5/8"	1 1/4"	MU1-S2018-A-()-Q	\$385.	\$489.	\$575.	\$803.
		26"	17 5/8"	1 1/4"	MU1-S2618-A-()-Q	418.	541.	611.	854.
		32"	17 5/8"	1 1/4"	MU1-S3218-A-()-Q	471.	594.	645.	907.
		38"	17 5/8"	1 1/4"	MU1-S3818-A-()-Q	489.	611.	698.	993.
		44"	17 5/8"	1 1/4"	MU1-S4418-A-()-Q	541.	698.	767.	1,081.
		50"	17 5/8"	1 1/4"	MU1-S5018-A-()-Q	558.	715.	803.	1,152.
		56"	17 5/8"	1 1/4"	MU1-S5618-A-()-Q	594.	732.	837.	1,238.
		62"	17 5/8"	1 1/4"	MU1-S6218-A-()-Q	627.	784.	924.	1,361.
		68"	17 5/8"	1 1/4"	MU1-S6818-A-()-Q	698.	837.	1,029.	1,482.
		74"	17 5/8"	1 1/4"	MU1-S7418-A-()-Q	784.	924.	1,116.	1,570.
		80"	17 5/8"	1 1/4"	MU1-S8018-A-()-Q	872.	1,012.	1,203.	1,656.
		86"	17 5/8"	1 1/4"	MU1-S8618-A-()-Q	959.	1,099.	1,290.	1,743.
		92"	17 5/8"	1 1/4"	MU1-S9218-A-()-Q	1,047.	1,185.	1,378.	1,832.
		98"	17 5/8"	1 1/4"	MU1-S9818-A-()-Q	1,133.	1,273.	1,465.	1,919.
		104"	17 5/8"	1 1/4"	MU1-S10418-A-()-Q	1,221.	1,361.	1,551.	2,005.
		110"	17 5/8"	1 1/4"	MU1-S11018-A-()-Q	1,308.	1,447.	1,639.	2,092.
		116"	17 5/8"	1 1/4"	MU1-S11618-A-()-Q	1,395.	1,534.	1,727.	2,181.
No Grommets	 No Grommets	20"	17 5/8"	1 1/4"	MU1-S2018-B-()-Q	296.	401.	489.	715.
		26"	17 5/8"	1 1/4"	MU1-S2618-B-()-Q	332.	454.	523.	767.
		32"	17 5/8"	1 1/4"	MU1-S3218-B-()-Q	385.	505.	575.	820.
		38"	17 5/8"	1 1/4"	MU1-S3818-B-()-Q	401.	523.	611.	907.
		44"	17 5/8"	1 1/4"	MU1-S4418-B-()-Q	454.	611.	680.	993.
		50"	17 5/8"	1 1/4"	MU1-S5018-B-()-Q	471.	627.	715.	1,064.
		56"	17 5/8"	1 1/4"	MU1-S5618-B-()-Q	505.	645.	750.	1,152.
		62"	17 5/8"	1 1/4"	MU1-S6218-B-()-Q	541.	698.	837.	1,273.
		68"	17 5/8"	1 1/4"	MU1-S6818-B-()-Q	611.	750.	942.	1,395.
		74"	17 5/8"	1 1/4"	MU1-S7418-B-()-Q	698.	837.	1,029.	1,482.
		80"	17 5/8"	1 1/4"	MU1-S8018-B-()-Q	784.	924.	1,116.	1,570.
		86"	17 5/8"	1 1/4"	MU1-S8618-B-()-Q	872.	1,012.	1,203.	1,656.
		92"	17 5/8"	1 1/4"	MU1-S9218-B-()-Q	959.	1,099.	1,290.	1,743.
		98"	17 5/8"	1 1/4"	MU1-S9818-B-()-Q	1,047.	1,185.	1,378.	1,832.
		104"	17 5/8"	1 1/4"	MU1-S10418-B-()-Q	1,133.	1,273.	1,465.	1,919.
		110"	17 5/8"	1 1/4"	MU1-S11018-B-()-Q	1,221.	1,361.	1,551.	2,005.
		116"	17 5/8"	1 1/4"	MU1-S11618-B-()-Q	1,308.	1,447.	1,639.	2,092.

Order Code

Example:	MU1-S4418-B-117-Q
MU1	Worksurface 1 1/4" thick
S	Worksurface type
44	Width
18	Depth
B	No grommets
117	Surface finish
Q	Standard Special

Specification Information

B: Worksurface does not include grommets.

Specify surface finish.

1 1/4" worksurfaces are 3-ply, solid core construction with threaded metal inserts at all end panel, desk support and bracket locations and pilot holes at pedestal locations.

All worksurfaces are U.L.-listed.

Application Notes

18"D worksurfaces are used interchangeably in desk and panel system applications as shallow main surfaces, extensions, or credenza tops. They may be supported at each end by an 18" end support bracket, 18" cantilever bracket, 18"W conference end panel, 18"D pedestal, or 12"W end panel (MN2-E12) in conjunction with a desk support.

18"D worksurfaces with desk supports do not accept pedestals.

All worksurfaces are 3/8" less than nominal depth for rear wire clearance or privacy screens.

Panel-supported 1 1/4" worksurfaces over 48" must be mid-span supported by MB2-C18 bracket, specified separately.

Veneer Group 1 worksurfaces are quartered Techgrain®.

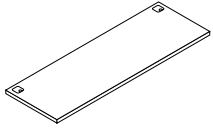
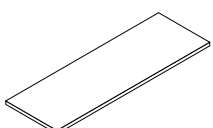
Veneer Group 2 worksurfaces are rift cut Techgrain®.

Veneer Group 3 worksurfaces are narrow heart, flat cut natural veneers.

Suspended pedestals may not be used with 1 1/4" worksurfaces

Morrison Worksurfaces, 1 1/4" 24" D + Post

Standard Specials Systems

description	type	w	d	h	pattern no.	lam.	V1	V2	V3
Straight, 24"D + Post		20"	23 3/8"	1 1/4"	MU1-S2024-A-()-Q	\$418.	\$558.	\$680.	\$942.
		26"	23 3/8"	1 1/4"	MU1-S2624-A-()-Q	471.	594.	698.	976.
		32"	23 3/8"	1 1/4"	MU1-S3224-A-()-Q	489.	627.	715.	993.
		38"	23 3/8"	1 1/4"	MU1-S3824-A-()-Q	541.	680.	767.	1,081.
		44"	23 3/8"	1 1/4"	MU1-S4424-A-()-Q	558.	715.	820.	1,221.
		50"	23 3/8"	1 1/4"	MU1-S5024-A-()-Q	611.	784.	907.	1,290.
		56"	23 3/8"	1 1/4"	MU1-S5624-A-()-Q	645.	820.	959.	1,361.
		62"	23 3/8"	1 1/4"	MU1-S6224-A-()-Q	715.	924.	1,064.	1,500.
		68"	23 3/8"	1 1/4"	MU1-S6824-A-()-Q	767.	976.	1,133.	1,656.
		74"	23 3/8"	1 1/4"	MU1-S7424-A-()-Q	837.	1,081.	1,238.	1,762.
		80"	23 3/8"	1 1/4"	MU1-S8024-A-()-Q	889.	1,152.	1,325.	1,901.
		86"	23 3/8"	1 1/4"	MU1-S8624-A-()-Q	942.	1,221.	1,412.	2,023.
		92"	23 3/8"	1 1/4"	MU1-S9224-A-()-Q	1,029.	1,325.	1,534.	2,214.
		98"	23 3/8"	1 1/4"	MU1-S9824-A-()-Q	1,116.	1,412.	1,623.	2,301.
		104"	23 3/8"	1 1/4"	MU1-S10424-A-()-Q	1,203.	1,500.	1,710.	2,390.
		110"	23 3/8"	1 1/4"	MU1-S11024-A-()-Q	1,290.	1,587.	1,796.	2,477.
116"	23 3/8"	1 1/4"	MU1-S11624-A-()-Q	1,378.	1,674.	1,883.	2,563.		
No Grommets		20"	23 3/8"	1 1/4"	MU1-S2024-B-()-Q	332.	471.	594.	854.
		26"	23 3/8"	1 1/4"	MU1-S2624-B-()-Q	385.	505.	611.	889.
		32"	23 3/8"	1 1/4"	MU1-S3224-B-()-Q	401.	523.	627.	907.
		38"	23 3/8"	1 1/4"	MU1-S3824-B-()-Q	454.	594.	680.	993.
		44"	23 3/8"	1 1/4"	MU1-S4424-B-()-Q	471.	628.	733.	1,134.
		50"	23 3/8"	1 1/4"	MU1-S5024-B-()-Q	523.	698.	820.	1,203.
		56"	23 3/8"	1 1/4"	MU1-S5624-B-()-Q	558.	732.	854.	1,273.
		62"	23 3/8"	1 1/4"	MU1-S6224-B-()-Q	627.	837.	976.	1,412.
		68"	23 3/8"	1 1/4"	MU1-S6824-B-()-Q	680.	889.	1,047.	1,570.
		74"	23 3/8"	1 1/4"	MU1-S7424-B-()-Q	750.	976.	1,152.	1,674.
		80"	23 3/8"	1 1/4"	MU1-S8024-B-()-Q	803.	1,064.	1,238.	1,814.
		86"	23 3/8"	1 1/4"	MU1-S8624-B-()-Q	854.	1,133.	1,325.	1,936.
		92"	23 3/8"	1 1/4"	MU1-S9224-B-()-Q	942.	1,238.	1,447.	2,128.
		98"	23 3/8"	1 1/4"	MU1-S9824-B-()-Q	1,029.	1,325.	1,534.	2,214.
		104"	23 3/8"	1 1/4"	MU1-S10424-B-()-Q	1,116.	1,412.	1,623.	2,301.
		110"	23 3/8"	1 1/4"	MU1-S11024-B-()-Q	1,203.	1,500.	1,710.	2,390.
116"	23 3/8"	1 1/4"	MU1-S11624-B-()-Q	1,290.	1,587.	1,796.	2,477.		

Order Code

Example:	MU1-S3824-B-117-Q
MU1	Worksurface, 1 1/4" thick
S	Straight worksurface
38	Width
24	Depth
B	No grommets
117	Surface finish
Q	Standard Special

Specification Information

Grommets/no grommets:

A- Worksurfaces include 3" grommet in each back corner leading into desk support or wire manager.

B- Worksurface does not include grommets.

Specify surface finish.
1 1/4" worksurfaces are 3-ply, solid core construction with threaded metal inserts at all end panel, desk support and bracket locations and pilot holes at pedestal locations.

Worksurfaces with grommets are bored to accept and are shipped with wire manager clips.

All worksurfaces are U.L.-listed.

Application Notes

24"D worksurfaces are used interchangeably as shallow main surfaces, extensions or credenza tops. They can be supported at each end by 24" end support bracket, 24" cantilever bracket, 24"W end panel, 18"D pedestal or end panel in conjunction with desk support.

Use 18"D pedestals with 24"D worksurfaces for full wire management capability in desk or panel applications.

All straight worksurfaces are 3/8" less than nominal depth for rear wire clearance or privacy screens.

Panel-supported 1 1/4" worksurfaces over 48" must be mid-span supported by MB2-C18 bracket, specified separately.

Veneer Group 1 worksurfaces are quartered Techgrain®.

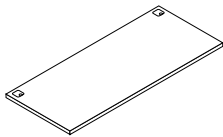
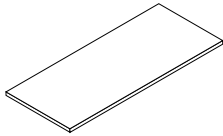
Veneer Group 2 worksurfaces are rift cut Techgrain®.

Veneer Group 3 worksurfaces are narrow heart, flat cut natural veneers.

Suspended pedestals may not be used with 1 1/4" worksurfaces.

Morrison Worksurfaces, 1 1/4" 30" D + Post

Standard Specials Systems

description	type	w	d	h	pattern no.	lam.	V1	V2	V3
Straight, 30"D + Post	Grommets 	20"	29 5/8"	1 1/4"	MU1-S2030-A-()-Q	\$471.	\$594.	\$715.	\$1,012.
		26"	29 5/8"	1 1/4"	MU1-S2630-A-()-Q	505.	645.	750.	1,064.
		32"	29 5/8"	1 1/4"	MU1-S3230-A-()-Q	541.	698.	784.	1,133.
		38"	29 5/8"	1 1/4"	MU1-S3830-A-()-Q	594.	750.	854.	1,221.
		44"	29 5/8"	1 1/4"	MU1-S4430-A-()-Q	627.	784.	907.	1,290.
		50"	29 5/8"	1 1/4"	MU1-S5030-A-()-Q	663.	872.	993.	1,395.
		56"	29 5/8"	1 1/4"	MU1-S5630-A-()-Q	715.	924.	1,064.	1,500.
		62"	29 5/8"	1 1/4"	MU1-S6230-A-()-Q	750.	976.	1,116.	1,639.
		68"	29 5/8"	1 1/4"	MU1-S6830-A-()-Q	837.	1,064.	1,221.	1,762.
		74"	29 5/8"	1 1/4"	MU1-S7430-A-()-Q	889.	1,169.	1,325.	1,936.
		80"	29 5/8"	1 1/4"	MU1-S8030-A-()-Q	959.	1,256.	1,430.	2,092.
		86"	29 5/8"	1 1/4"	MU1-S8630-A-()-Q	1,029.	1,325.	1,517.	2,232.
		92"	29 5/8"	1 1/4"	MU1-S9230-A-()-Q	1,116.	1,447.	1,639.	2,424.
		98"	29 5/8"	1 1/4"	MU1-S9830-A-()-Q	1,203.	1,534.	1,727.	2,511.
		104"	29 5/8"	1 1/4"	MU1-S10430-A-()-Q	1,290.	1,623.	1,814.	2,599.
		110"	29 5/8"	1 1/4"	MU1-S11030-A-()-Q	1,378.	1,710.	1,901.	2,686.
116"	29 5/8"	1 1/4"	MU1-S11630-A-()-Q	1,465.	1,796.	1,988.	2,772.		
No Grommets 	20"	29 5/8"	1 1/4"	MU1-S2030-B-()-Q	385.	505.	627.	924.	
	26"	29 5/8"	1 1/4"	MU1-S2630-B-()-Q	418.	558.	645.	976.	
	32"	29 5/8"	1 1/4"	MU1-S3230-B-()-Q	454.	611.	698.	1,047.	
	38"	29 5/8"	1 1/4"	MU1-S3830-B-()-Q	505.	645.	750.	1,116.	
	44"	29 5/8"	1 1/4"	MU1-S4430-B-()-Q	541.	698.	820.	1,203.	
	50"	29 5/8"	1 1/4"	MU1-S5030-B-()-Q	575.	784.	907.	1,308.	
	56"	29 5/8"	1 1/4"	MU1-S5630-B-()-Q	627.	837.	976.	1,412.	
	62"	29 5/8"	1 1/4"	MU1-S6230-B-()-Q	663.	889.	1,029.	1,551.	
	68"	29 5/8"	1 1/4"	MU1-S6830-B-()-Q	750.	976.	1,133.	1,674.	
	74"	29 5/8"	1 1/4"	MU1-S7430-B-()-Q	803.	1,064.	1,238.	1,849.	
	80"	29 5/8"	1 1/4"	MU1-S8030-B-()-Q	872.	1,169.	1,342.	2,005.	
	86"	29 5/8"	1 1/4"	MU1-S8630-B-()-Q	942.	1,238.	1,430.	2,153.	
	92"	29 5/8"	1 1/4"	MU1-S9230-B-()-Q	1,029.	1,361.	1,551.	2,337.	
	98"	29 5/8"	1 1/4"	MU1-S9830-B-()-Q	1,116.	1,447.	1,639.	2,424.	
	104"	29 5/8"	1 1/4"	MU1-S10430-B-()-Q	1,203.	1,534.	1,727.	2,511.	
	110"	29 5/8"	1 1/4"	MU1-S11030-B-()-Q	1,290.	1,623.	1,814.	2,599.	
116"	29 5/8"	1 1/4"	MU1-S11630-B-()-Q	1,378.	1,710.	1,901.	2,686.		

Order Code

Example: MU1-S3830B-117-Q	
MU1	Worksurface, 1 1/4" thick
S	Straight worksurface
38	Width
30	Depth
B	No grommets
117	Surface finish
Q	Standard Specials

Specification Information

Grommets/no grommets:
A- worksurface includes 3" grommet in each back corner leading into desk support or wire manager clips.
B- worksurface does not include grommets
Specify surface finish.

1 1/4" worksurfaces are 3-ply, solid core construction with threaded metal inserts at all end panel, desk support and bracket locations and pilot holes at pedestal locations.

All worksurfaces are U.L.-listed.

Plastic laminate worksurfaces are post-formed top and bottom, front and back.

Application Notes

30"D worksurfaces are used interchangeably in desk and panel system applications as main surfaces, extensions or credenza tops. They can be supported at each end by 30" end support bracket, 30" cantilever bracket, 30" flat bracket, 30"W end panel, 24"D pedestal or end panel in conjunction with desk support, or 30"D pedestal.

All straight worksurfaces are 3/8" less than nominal depth for rear wire clearance or privacy screens.

Panel-supported 1 1/4" worksurfaces over 48" must be mid-span supported by MB2-C18 bracket, specified separately.

Worksurfaces with grommets are bored to accept and are shipped with wire manager clips.

Suspended pedestals may not be used with 1 1/4" worksurfaces.

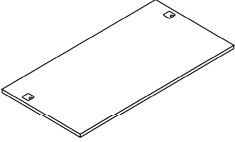
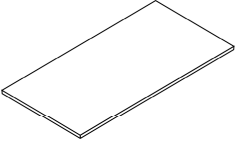
Veneer Group 1 worksurfaces are quartered Techgrain®.

Veneer Group 2 worksurfaces are rift cut Techgrain®.

Veneer Group 3 worksurfaces are narrow heart, flat cut natural veneers.

Morrison Worksurfaces, 1 1/4" 36" D + Post

Standard Specials Systems

description	type	w	d	h	pattern no.	lam.	V1	V2	V3
Straight, 36"D + Post	 Recessed Grommets	38"	35 5/8"	1 1/4"	MU1-S3836-R(-)-Q	\$698.	\$837.	\$924.	\$1,308.
		44"	35 5/8"	1 1/4"	MU1-S4436-R(-)-Q	750.	907.	1,012.	1,430.
		50"	35 5/8"	1 1/4"	MU1-S5036-R(-)-Q	784.	942.	1,047.	1,465.
		56"	35 5/8"	1 1/4"	MU1-S5636-R(-)-Q	837.	1,012.	1,116.	1,570.
		62"	35 5/8"	1 1/4"	MU1-S6236-R(-)-Q	889.	1,081.	1,203.	1,692.
		68"	35 5/8"	1 1/4"	MU1-S6836-R(-)-Q	993.	1,203.	1,325.	1,866.
		74"	35 5/8"	1 1/4"	MU1-S7436-R(-)-Q	1,047.	1,256.	1,395.	1,953.
		80"	35 5/8"	1 1/4"	MU1-S8036-R(-)-Q	1,133.	1,361.	1,500.	2,110.
		86"	35 5/8"	1 1/4"	MU1-S8636-R(-)-Q	1,221.	1,465.	1,623.	2,285.
		92"	35 5/8"	1 1/4"	MU1-S9236-R(-)-Q	1,308.	1,570.	1,727.	2,424.
		98"	35 5/8"	1 1/4"	MU1-S9836-R(-)-Q	1,395.	1,674.	1,849.	2,599.
		104"	35 5/8"	1 1/4"	MU1-S10436-R(-)-Q	1,482.	1,779.	1,971.	2,772.
		110"	35 5/8"	1 1/4"	MU1-S11036-R(-)-Q	1,570.	1,883.	2,075.	2,912.
		116"	35 5/8"	1 1/4"	MU1-S11636-R(-)-Q	1,656.	1,988.	2,197.	3,087.
No Grommets	 No Grommets	38"	35 5/8"	1 1/4"	MU1-S3836-B(-)-Q	611.	750.	837.	1,221.
		44"	35 5/8"	1 1/4"	MU1-S4436-B(-)-Q	663.	820.	924.	1,342.
		50"	35 5/8"	1 1/4"	MU1-S5036-B(-)-Q	698.	854.	959.	1,378.
		56"	35 5/8"	1 1/4"	MU1-S5636-B(-)-Q	750.	924.	1,029.	1,482.
		62"	35 5/8"	1 1/4"	MU1-S6236-B(-)-Q	803.	993.	1,116.	1,604.
		68"	35 5/8"	1 1/4"	MU1-S6836-B(-)-Q	907.	1,116.	1,238.	1,779.
		74"	35 5/8"	1 1/4"	MU1-S7436-B(-)-Q	959.	1,169.	1,308.	1,866.
		80"	35 5/8"	1 1/4"	MU1-S8036-B(-)-Q	1,047.	1,273.	1,412.	2,023.
		86"	35 5/8"	1 1/4"	MU1-S8636-B(-)-Q	1,133.	1,378.	1,534.	2,197.
		92"	35 5/8"	1 1/4"	MU1-S9236-B(-)-Q	1,221.	1,482.	1,639.	2,337.
		98"	35 5/8"	1 1/4"	MU1-S9836-B(-)-Q	1,308.	1,587.	1,762.	2,511.
		104"	35 5/8"	1 1/4"	MU1-S10436-B(-)-Q	1,395.	1,692.	1,883.	2,686.
		110"	35 5/8"	1 1/4"	MU1-S11036-B(-)-Q	1,482.	1,796.	1,988.	2,825.
		116"	35 5/8"	1 1/4"	MU1-S11636-B(-)-Q	1,570.	1,901.	2,110.	2,999.

Order Code

Example: MU1-S3836B-117-Q	
MU1	Worksurface, 1 1/4" thick
S	Straight worksurface
38	Width
36	Depth
B	No grommets
117	Surface finish
Q	Standard Special

Specification Information

Grommets/no grommets:

A- worksurface includes 3" grommet in each back corner leading into desk support or wire manager clips.

B- worksurface does not include grommets

Specify surface finish.

1 1/4" worksurfaces are 3-ply, solid core construction with threaded metal inserts at all end panel, desk support and bracket locations and pilot holes at pedestal locations.

All worksurfaces are U.L.-listed.

Plastic laminate worksurfaces are post-formed top and bottom, front and back.

Application Notes

30"D worksurfaces are used interchangeably in desk and panel system applications as main surfaces, extensions or credenza tops. They can be supported at each end by 30" end support bracket, 30" cantilever bracket, 30" flat bracket, 30"W end panel, 24"D pedestal or end panel in conjunction with desk support, or 30"D pedestal.

All straight worksurfaces are 3/8" less than nominal depth for rear wire clearance or privacy screens.

Panel-supported 1 1/4" worksurfaces over 48" must be mid-span supported by MB2-C18 bracket, specified separately.

Worksurfaces with grommets are bored to accept and are shipped with wire manager clips.

Suspended pedestals may not be used with 1 1/4" worksurfaces.

Veneer Group 1 worksurfaces are quartered Techgrain®.

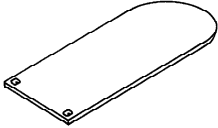
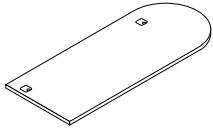
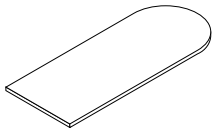
Veneer Group 2 worksurfaces are rift cut Techgrain®.

Veneer Group 3 worksurfaces are narrow heart, flat cut natural veneers.

Morrison Worksurfaces, 1 1/4"

rounded end worksurfaces 30" D + 36" D

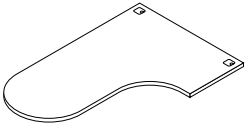
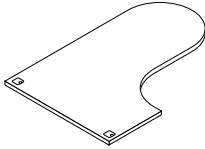
Standard Specials Systems

description	type	w	d	h	pattern no.	lam.	V1	V2	V3
Rounded end	End Grommets 	66"	36"	1 1/4"	MU1-R6636-E(-)-Q	\$1,465.	\$1,866.	\$2,023.	\$2,912.
		78"	36"	1 1/4"	MU1-R7836-E(-)-Q	1,517.	1,953.	2,075.	3,052.
		87"	30"	1 1/4"	MU1-R8730-E(-)-Q	1,465.	1,849.	2,023.	2,895.
		90"	36"	1 1/4"	MU1-R9036-E(-)-Q	1,570.	2,023.	2,162.	3,157.
Recessed Grommets 		66"	36"	1 1/4"	MU1-R6636-R(-)-Q	1,465.	1,866.	2,023.	2,912.
		78"	36"	1 1/4"	MU1-R7836-R(-)-Q	1,517.	1,953.	2,075.	3,052.
		87"	30"	1 1/4"	MU1-R8730-R(-)-Q	1,465.	1,849.	2,023.	2,895.
		90"	36"	1 1/4"	MU1-R9036-R(-)-Q	1,570.	2,023.	2,162.	3,157.
No Grommets 		66"	36"	1 1/4"	MU1-R6636-B(-)-Q	1,395.	1,779.	1,936.	2,843.
		78"	36"	1 1/4"	MU1-R7836-B(-)-Q	1,447.	1,866.	1,988.	2,965.
		87"	30"	1 1/4"	MU1-R8730-B(-)-Q	1,378.	1,762.	1,936.	2,808.
		90"	36"	1 1/4"	MU1-R9036-B(-)-Q	1,500.	1,936.	2,075.	3,087.

Order Code	Specification Information	Application Notes
Example: MU1-R6636E-117-Q		
MU1 Worksurface, 1 1/4" thick	<i>Grommets/no grommets:</i>	Plastic laminate worksurfaces have radiused T mold edge and a flat self-edge in the straight edge.
R Rounded end	E- rounded end worksurface includes 3" grommet in each straight end corner.	
66 Width	R- rounded end worksurface includes 3" grommets recessed for use with 6" recessed desk support.	
36 Depth	B- rounded end worksurface does not include grommets	
E End grommets	Specify surface finish.	Rounded end worksurfaces are used interchangeably in desk and panel system applications as main surfaces or extensions. They may be supported by 30" end support brackets, 30" cantilever bracket, 30" flat bracket or 30" conference end panel, and by a support column at the rounded end. Use 18"D pedestal or end panel with desk support under rounded end worksurfaces with recessed grommets. Use 48"D desk support with 63" rounded end and 60"W desk support with 75" rounded end. Worksurfaces with end grommets may not be supported by conference end panel. Suspended pedestals may not be used with 1 1/4" worksurfaces. Rounded end worksurfaces have threaded metal inserts for desk support, end panel each end, and at all bracket locations. End grommet worksurfaces have no pedestal inserts.
117 Surface finish	1 1/4" worksurfaces are 3-ply, solid core construction with threaded metal inserts at all end panel, desk support and bracket locations and pilot holes at pedestal locations..	
Q Standard Special	All worksurfaces are U.L.-listed.	
	End grommeted tops have inserts to accept desk support at straight end and no pedestal inserts.	

Morrison Worksurfaces, 1 1/4"
P-shape curvilinear

Standard Specials Systems

description	type	w	d	h	pattern no.	lam.	V1	V2	V3
Rounded end left 	24" D return	48"	66"	1 1/4"	MU1-P66SA-()-L-Q	\$2,285.	\$2,755.	\$2,981.	\$4,186.
	24" D return	48"	78"	1 1/4"	MU1-P78SA-()-L-Q	2,494.	2,999.	3,244.	4,551.
	30" D return	48"	66"	1 1/4"	MU1-P66DA-()-L-Q	2,372.	2,859.	3,104.	4,359.
	30" D return	48"	72"	1 1/4"	MU1-P72DA-()-L-Q	2,407.	2,895.	3,139.	4,395.
Rounded end right 	24" D return	48"	66"	1 1/4"	MU1-P66SA-()-R-Q	2,285.	2,755.	2,981.	4,186.
	24" D return	48"	78"	1 1/4"	MU1-P78SA-()-R-Q	2,494.	2,999.	3,244.	4,551.
	30" D return	48"	66"	1 1/4"	MU1-P66DA-()-R-Q	2,372.	2,859.	3,104.	4,359.
	30" D return	48"	72"	1 1/4"	MU1-P72DA-()-R-Q	2,407.	2,895.	3,139.	4,395.

Order Code	Specification Information
Example: MU1-P66SA-117L-Q	S- 24"D side edge
MU1 Worksurface, 1 1/4"	D- 30"D side edge
P P-shape curvilinear	Specify surface finish.
66 Overall length	1 1/4" curvilinear surfaces are solid core construction with threaded metal inserts at desk support and all bracket locations.
S Depth of return	All worksurfaces are U.L.-listed.
A Grommets	All P-shape worksurfaces have 2 grommets at 48" end for use with 48" desk and overhead supports.
117 Surface finish	
L Rounded end left	
Q Standard Special	

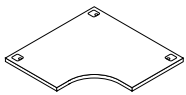
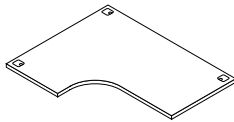
Order Code	Specification Information
	Specify surface finish.
	1 1/4" curvilinear surfaces are solid core construction with threaded metal inserts at desk support and all bracket locations.
	All worksurfaces are U.L.-listed.
	All P-shape worksurfaces have 2 grommets at 48" end for use with 48" desk and overhead supports.

Order Code	Application Notes
	P-shape curvilinear worksurfaces may be used interchangeably in desk and panel system applications. They may be supported by a 48" VDT support bracket kit, or 48" desk support and 6" end panel, in conjunction with rounded end support column. Use flat bracket or bridging bracket to join to adjacent 1 1/4" worksurface.
	P-shape laminate surfaces have continuous T-mold edge in profile to match adjacent 1 1/4" worksurfaces.
	Veneer Group 1 worksurfaces are quartered Techgrain®.
	Veneer Group 2 worksurfaces are rift cut Techgrain®.
	Veneer Group 3 worksurfaces are narrow heart, flat cut natural veneers.

Morrison Worksurfaces, 1 1/4"

L-shape curvilinear

Standard Specials Systems

description	type	w	d	h	pattern no.	lam.	V1	V2	V3
24"D returns left and right 	3 Grommets	42"	48"	1 1/4"	MU1-C4248SS-()-Q	\$1,169.	\$1,395.	\$1,500.	\$2,092.
		42"	60"	1 1/4"	MU1-C4260SS-()-Q	1,256.	1,500.	1,639.	2,301.
		42"	66"	1 1/4"	MU1-C4266SS-()-Q	1,308.	1,570.	1,710.	2,390.
		42"	72"	1 1/4"	MU1-C4272SS-()-Q	1,412.	1,692.	1,832.	2,581.
		48"	42"	1 1/4"	MU1-C4842SS-()-Q	1,169.	1,395.	1,500.	2,092.
		48"	66"	1 1/4"	MU1-C4866SS-()-Q	1,412.	1,692.	1,832.	2,581.
		60"	42"	1 1/4"	MU1-C6042SS-()-Q	1,256.	1,500.	1,639.	2,301.
		66"	42"	1 1/4"	MU1-C6642SS-()-Q	1,308.	1,570.	1,710.	2,390.
		66"	48"	1 1/4"	MU1-C6648SS-()-Q	1,412.	1,692.	1,832.	2,581.
		72"	42"	1 1/4"	MU1-C7242SS-()-Q	1,412.	1,692.	1,832.	2,581.
24"D return left, 30"D right 	3 Grommets	42"	42"	1 1/4"	MU1-C4242SD-()-Q	1,064.	1,273.	1,378.	1,936.
		42"	48"	1 1/4"	MU1-C4248SD-()-Q	1,169.	1,395.	1,500.	2,092.
		42"	60"	1 1/4"	MU1-C4260SD-()-Q	1,256.	1,500.	1,639.	2,301.
		42"	66"	1 1/4"	MU1-C4266SD-()-Q	1,308.	1,570.	1,710.	2,390.
		42"	72"	1 1/4"	MU1-C4272SD-()-Q	1,412.	1,692.	1,832.	2,581.
		48"	42"	1 1/4"	MU1-C4842SD-()-Q	1,169.	1,395.	1,500.	2,092.
		48"	66"	1 1/4"	MU1-C4866SD-()-Q	1,412.	1,692.	1,832.	2,581.
		60"	42"	1 1/4"	MU1-C6042SD-()-Q	1,256.	1,500.	1,639.	2,301.
		66"	42"	1 1/4"	MU1-C6642SD-()-Q	1,308.	1,570.	1,710.	2,390.
		72"	42"	1 1/4"	MU1-C7242SD-()-Q	1,412.	1,692.	1,832.	2,581.

Order Code

Example: MU1-C4248SD-117-Q
MU1 Worksurface, 1 1/4"
C L-shape curvilinear
42 Width left
48 Width right
S Depth of left return
D Depth of right return
117 Surface finish
Q Standard Special

Specification Information

Width dimension (W) refers to width of left-side back edge; depth dimension (D) indicates width of right-side back edge.

S- 24"D side edge
D- 30"D side edge

Specify surface finish.

1 1/4" curvilinear surfaces are solid core construction with threaded metal inserts at desk support and all bracket locations.

All worksurfaces are U.L.-listed.

All L-shape curvilinear worksurfaces have three grommets.

Veneer Group 1 worksurfaces are quartered Techgrain®.

Veneer Group 2 worksurfaces are rift cut Techgrain®.

Veneer Group 3 worksurfaces are narrow heart, flat cut natural veneers.

Application Notes

L-shape curvilinear worksurfaces may be used interchangeably in desk and panel system applications. They may be supported by corner desk supports or by VDT end support bracket kit. Use cantilever bridging brackets or flat brackets to join to adjacent worksurfaces.

L-shape surfaces may also be supported by MN1- end panel in conjunction with desk support, or cantilever bracket in panel planning.

L-shape surfaces are veneer or post-formed plastic laminate on both back edges, matching profile T-mold on curvilinear front, and self-edge on sides.

Curvilinear worksurfaces are available only in 1 1/4" thickness.

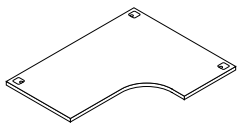
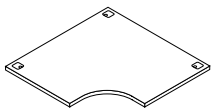
L-shape surfaces are 3/8" less than nominal depth for rear wire clearance or privacy screens.

If specifying privacy screens on both back edges, one or both must be 48" back-of-VDT type.

Morrison Worksurfaces, 1 1/4"

L-shape curvilinear

Standard Specials Systems

description	type	w	d	h	pattern no.	lam.	V1	V2	V3		
30"D return left, 24"D right 	3 Grommets	42"	42"	1 1/4"	MU1-C4242DS-()-Q	\$1,064.	\$1,273.	\$1,378.	\$1,936.		
		42"	48"	1 1/4"	MU1-C4248DS-()-Q	1,169.	1,395.	1,500.	2,092.		
		42"	60"	1 1/4"	MU1-C4260DS-()-Q	1,256.	1,500.	1,639.	2,301.		
		42"	66"	1 1/4"	MU1-C4266DS-()-Q	1,308.	1,570.	1,710.	2,390.		
		42"	72"	1 1/4"	MU1-C4272DS-()-Q	1,412.	1,692.	1,832.	2,581.		
		48"	42"	1 1/4"	MU1-C4842DS-()-Q	1,169.	1,395.	1,500.	2,092.		
		48"	66"	1 1/4"	MU1-C4866DS-()-Q	1,412.	1,692.	1,832.	2,581.		
		60"	42"	1 1/4"	MU1-C6042DS-()-Q	1,256.	1,500.	1,639.	2,301.		
		66"	42"	1 1/4"	MU1-C6642DS-()-Q	1,308.	1,570.	1,710.	2,390.		
		66"	48"	1 1/4"	MU1-C6648DS-()-Q	1,412.	1,692.	1,832.	2,581.		
		72"	42"	1 1/4"	MU1-C7242DS-()-Q	1,412.	1,692.	1,832.	2,581.		
		30"D return left and right 	3 Grommets	42"	42"	1 1/4"	MU1-C4242DD-()-Q	879.	1,052.	1,139.	1,598.
				42"	48"	1 1/4"	MU1-C4248DD-()-Q	879.	1,052.	1,139.	1,598.
42"	60"			1 1/4"	MU1-C4260DD-()-Q	1,080.	1,297.	1,411.	1,974.		
42"	66"			1 1/4"	MU1-C4266DD-()-Q	1,254.	1,499.	1,630.	2,277.		
42"	72"			1 1/4"	MU1-C4272DD-()-Q	1,412.	1,692.	1,832.	2,581.		
48"	42"			1 1/4"	MU1-C4842DD-()-Q	1,169.	1,395.	1,500.	2,092.		
48"	60"			1 1/4"	MU1-C4860DD-()-Q	1,080.	1,297.	1,411.	1,974.		
48"	66"			1 1/4"	MU1-C4866DD-()-Q	1,412.	1,692.	1,832.	2,581.		
48"	72"			1 1/4"	MU1-C4872DD-()-Q	1,254.	1,499.	1,630.	2,277.		
60"	42"			1 1/4"	MU1-C6042DD-()-Q	1,256.	1,500.	1,639.	2,301.		
60"	48"			1 1/4"	MU1-C6048DD-()-Q	1,080.	1,297.	1,411.	1,974.		
66"	42"			1 1/4"	MU1-C6642DD-()-Q	1,308.	1,570.	1,710.	2,390.		
66"	48"			1 1/4"	MU1-C6648DD-()-Q	1,412.	1,692.	1,832.	2,581.		
72"	42"	1 1/4"	MU1-C7242DD-()-Q	1,412.	1,692.	1,832.	2,581.				
72"	48"	1 1/4"	MU1-C7248DD-()-Q	1,254.	1,499.	1,630.	2,277.				

Order Code

Example:	MU1-C4248SD-117-Q
MU1	Worksurface, 1 1/4"
C	L-shape curvilinear
42	Width left
48	Width right
S	Depth of left return
D	Depth of right return
117	Surface finish
Q	Standard Special

Specification Information

Width dimension (W) refers to width of left-side back edge; depth dimension (D) indicates width of right-side back edge.

S- 24"D side edge
D- 30"D side edge

Specify surface finish.

1 1/4" curvilinear surfaces are solid core construction with threaded metal inserts at desk support and all bracket locations.

All worksurfaces are U.L.-listed.

All L-shape curvilinear worksurfaces have three grommets.

Veneer Group 1 worksurfaces are quartered Techgrain®.

Veneer Group 2 worksurfaces are rift cut Techgrain®.

Veneer Group 3 worksurfaces are narrow heart, flat cut natural veneers.

Application Notes

L-shape curvilinear worksurfaces may be used interchangeably in desk and panel system applications. They may be supported by corner desk supports or by VDT end support bracket kit. Use cantilever bridging brackets or flat brackets to join to adjacent worksurfaces.

L-shape surfaces may also be supported by MN1- end panel in conjunction with desk support, or cantilever bracket in panel planning.

L-shape surfaces are veneer or post-formed plastic laminate on both back edges, matching profile T-mold on curvilinear front, and self-edge on sides.

Curvilinear worksurfaces are available only in 1 1/4" thickness.

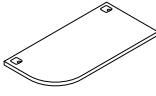
L-shape surfaces are 3/8" less than nominal depth for rear wire clearance or privacy screens.

If specifying privacy screens on both back edges, one or both must be 48" back-of-VDT type.

Morrison Worksurfaces, 1 1/4"

J-shape surfaces

Standard Specials Systems

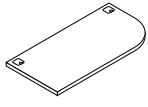
description	w	d	h	pattern no.	lam.	V1	V2	V3
J-shape - Rounded left	30"	23 5/8"	1 1/4"	MU1-J30A-()-L-Q	n/a	\$972.	\$1,057.	\$1,493.
	36"	23 5/8"	1 1/4"	MU1-J36A-()-L-Q	n/a	1,040.	1,123.	1,576.
	42"	23 5/8"	1 1/4"	MU1-J42A-()-L-Q	n/a	1,107.	1,209.	1,693.
	48"	23 5/8"	1 1/4"	MU1-J48A-()-L-Q	n/a	1,174.	1,274.	1,794.
	54"	23 5/8"	1 1/4"	MU1-J54A-()-L-Q	1,099.	1,308.	1,412.	1,953.
	24"	23 5/8"	1 1/4"	MU1-J24A-()-L-Q	813.	968.	1,046.	1,445.
	60"	23 5/8"	1 1/4"	MU1-J60A-()-L-Q	1,185.	1,395.	1,500.	2,041.
	66"	23 5/8"	1 1/4"	MU1-J66A-()-L-Q	1,273.	1,482.	1,587.	2,128.
	72"	23 5/8"	1 1/4"	MU1-J72A-()-L-Q	1,361.	1,570.	1,674.	2,214.
	78"	23 5/8"	1 1/4"	MU1-J78A-()-L-Q	1,447.	1,656.	1,762.	2,301.
	84"	23 5/8"	1 1/4"	MU1-J84A-()-L-Q	1,534.	1,743.	1,849.	2,390.
	96"	23 5/8"	1 1/4"	MU1-J96A-()-L-Q	1,710.	1,919.	2,023.	2,563.
	90"	23 5/8"	1 1/4"	MU1-J90A-()-L-Q	1,623.	1,832.	1,936.	2,477.

Order Code	Specification Information	Application Notes
Example: MU1-J30A117-L-Q		
MU1 Worksurface, 1 1/4"	1 1/4" curvilinear surfaces are solid core construction with threaded metal inserts at desk support and all bracket locations and pilot holes at pedestal locations.	J-shape curvilinear worksurfaces may be used interchangeably in desk and panel system applications. They may be supported by straight desk support or cantilever brackets. J-shapes also require 9" Network end panel in desk or panel planning.
J J-shape		
30 Width		
A With grommets	Specify surface finish.	
117 Surface finish	All worksurfaces are U.L.-listed.	Use flat bracket or bridging bracket to join to adjacent 1 1/4" worksurface. Also specify VDT end support bracket kit for optimal stability of vertical panel behind J-shape worksurface.
L Left	J-shape worksurfaces have 2 grommets for use with freestanding desk and overhead supports.	J-shape surfaces are post-formed on back edge, matching profile T-mold on curvilinear front, and self-edge on sides.
Q Standard Specials		J-shapes are available only in plastic laminate, 1 1/4" thickness. J-shape surfaces are 3/8" less than nominal depth for wire clearance or privacy screens.

Morrison Worksurfaces, 1 1/4"

J-shape surfaces

Standard Specials Systems

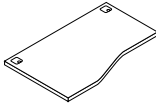
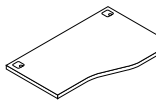
description	w	d	h	pattern no.	lam.	V1	V2	V3
J-shape - Rounded right	48"	23 5/8"	1 1/4"	MU1-J48A-()-R-Q	n/a	\$1,174.	\$1,274.	\$1,794.
	30"	23 5/8"	1 1/4"	MU1-J30A-()-R-Q	n/a	972.	1,057.	1,493.
	36"	23 5/8"	1 1/4"	MU1-J36A-()-R-Q	n/a	1,040.	1,123.	1,576.
	42"	23 5/8"	1 1/4"	MU1-J42A-()-R-Q	n/a	1,107.	1,209.	1,693.
	54"	23 5/8"	1 1/4"	MU1-J54A-()-R-Q	1,099.	1,308.	1,412.	1,953.
	24"	23 5/8"	1 1/4"	MU1-J24A-()-R-Q	813.	968.	1,046.	1,445.
	60"	23 5/8"	1 1/4"	MU1-J60A-()-R-Q	1,185.	1,395.	1,500.	2,041.
	66"	23 5/8"	1 1/4"	MU1-J66A-()-R-Q	1,273.	1,482.	1,587.	2,128.
	72"	23 5/8"	1 1/4"	MU1-J72A-()-R-Q	1,361.	1,570.	1,674.	2,214.
	78"	23 5/8"	1 1/4"	MU1-J78A-()-R-Q	1,447.	1,656.	1,762.	2,301.
	84"	23 5/8"	1 1/4"	MU1-J84A-()-R-Q	1,534.	1,743.	1,849.	2,390.
	96"	23 5/8"	1 1/4"	MU1-J96A-()-R-Q	1,710.	1,919.	2,023.	2,563.
	90"	23 5/8"	1 1/4"	MU1-J90A-()-R-Q	1,623.	1,832.	1,936.	2,477.

Order Code	Specification Information	Application Notes
Example: MU1-J30A117-L-Q		
MU1 Worksurface, 1 1/4"	1 1/4" curvilinear surfaces are solid core construction with threaded metal inserts at desk support and all bracket locations and pilot holes at pedestal locations.	J-shape curvilinear worksurfaces may be used interchangeably in desk and panel system applications. They may be supported by straight desk support or cantilever brackets. J-shapes also require 9" Network end panel in desk or panel planning.
J J-shape		
30 Width		
A With grommets	Specify surface finish.	
117 Surface finish	All worksurfaces are U.L.-listed.	Use flat bracket or bridging bracket to join to adjacent 1 1/4" worksurface. Also specify VDT end support bracket kit for optimal stability of vertical panel behind J-shape worksurface.
L Left	J-shape worksurfaces have 2 grommets for use with freestanding desk and overhead supports.	J-shape surfaces are post-formed on back edge, matching profile T-mold on curvilinear front, and self-edge on sides.
Q Standard Specials		J-shapes are available only in plastic laminate, 1 1/4" thickness.
		J-shape surfaces are 3/8" less than nominal depth for wire clearance or privacy screens.

Morrison Worksurfaces, 1 1/4"

Wave-end surfaces

Standard Specials Systems

description	w	d	h	pattern no.	lam.
Left wave-end 	30"	29 5/8"	1 1/4"	MU1-W30A-()-L-Q	\$959.
	54"	29 5/8"	1 1/4"	MU1-W54A-()-L-Q	1,203.
	60"	29 5/8"	1 1/4"	MU1-W60A-()-L-Q	1,290.
	66"	29 5/8"	1 1/4"	MU1-W66A-()-L-Q	1,378.
	72"	29 5/8"	1 1/4"	MU1-W72A-()-L-Q	1,465.
	78"	29 5/8"	1 1/4"	MU1-W78A-()-L-Q	1,551.
	84"	29 5/8"	1 1/4"	MU1-W84A-()-L-Q	1,639.
	90"	29 5/8"	1 1/4"	MU1-W90A-()-L-Q	1,727.
	96"	29 5/8"	1 1/4"	MU1-W96A-()-L-Q	1,814.
Right wave-end 	30"	29 5/8"	1 1/4"	MU1-W30A-()-R-Q	959.
	54"	29 5/8"	1 1/4"	MU1-W54A-()-R-Q	1,203.
	60"	29 5/8"	1 1/4"	MU1-W60A-()-R-Q	1,290.
	66"	29 5/8"	1 1/4"	MU1-W66A-()-R-Q	1,378.
	72"	29 5/8"	1 1/4"	MU1-W72A-()-R-Q	1,465.
	78"	29 5/8"	1 1/4"	MU1-W78A-()-R-Q	1,551.
	84"	29 5/8"	1 1/4"	MU1-W84A-()-R-Q	1,639.
	90"	29 5/8"	1 1/4"	MU1-W90A-()-R-Q	1,727.
	96"	29 5/8"	1 1/4"	MU1-W96A-()-R-Q	1,814.

Order Code

Example:	MU1-W48A117-L-Q
MU1	Worksurface, 1 1/4"
W	Wave-end curvilinear
48	Width
A	With grommets
117	Surface finish
L	Left
Q	Standard Special

Specification Information

1 1/4" curvilinear surfaces are solid core construction with threaded metal inserts at desk support, and all bracket locations and pilot holes at pedestal locations.

Specify surface finish.

All worksurfaces are U.L.-listed.

Wave-end worksurfaces have 2 grommets for use with freestanding desk and overhead supports.

Application Notes

Wave-end curvilinear worksurfaces may be used interchangeably in desk and panel system applications. They may be supported by straight desk support or cantilever brackets.

Use flat bracket or bridging bracket to join to adjacent 1 1/4" worksurface.

Wave-end surfaces are post-formed on back edge, matching profile T-mold on curvilinear front, and self-edge on sides.

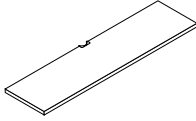
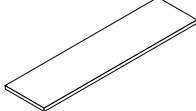
Wave-end surfaces are available only in plastic laminate, 1 1/4" thickness.

Wave-end surfaces are nominal 30"D at left or right, and align with 24"D surface at the other end. Inserts for 24"D pedestal are standard at the wave end.

Wave-end surfaces are 3/8" less than nominal depth for wire clearance or privacy screens.

Morrison Options Worksurfaces, 1 1/4" 18" D

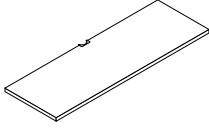
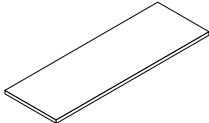
Standard Specials Systems

description	type	w	d	h	pattern no.	lam.	V1	V2	V3
Straight, 18"D	Grommets 	18"	17 5/8"	1 1/4"	LU1-S1818-A-()-Q	\$262.	\$332.	\$454.	\$645.
		24"	17 5/8"	1 1/4"	LU1-S10218-A-()-Q	698.	872.	1,116.	1,710.
		24"	17 5/8"	1 1/4"	LU1-S2418-A-()-Q	279.	366.	471.	680.
		114"	17 5/8"	1 1/4"	LU1-S11418-A-()-Q	750.	942.	1,203.	1,849.
	No Grommets 	18"	17 5/8"	1 1/4"	LU1-S1818-B-()-Q	226.	296.	418.	611.
		24"	17 5/8"	1 1/4"	LU1-S10218-B-()-Q	663.	837.	1,081.	1,674.
		24"	17 5/8"	1 1/4"	LU1-S2418-B-()-Q	245.	332.	436.	645.
		114"	17 5/8"	1 1/4"	LU1-S11418-B-()-Q	715.	907.	1,169.	1,814.

Order Code	Specification Information	Application Notes
Example: LU1-S2418-B-117-Q		
LU1 Worksurface, 1 1/4" thick	A- worksurface includes one edge grommet	18"D worksurfaces are used in panel system applications as shallow main surfaces, extensions or credenza tops. They may be supported at each end by an 18" end support bracket, 18" cantilever bracket, 18"W desk end panel or 18"D pedestal.
S Straight worksurface	B- worksurface does not include grommet	
24 Width		Options worksurfaces cannot be used in conjunction with Network desk supports.
18 Depth	Specify surface finish.	
B No grommet	1 1/4" Options worksurfaces are 3-ply, solid core construction with pilot holes at all pedestal, end panel, and bracket locations.	All straight worksurfaces are 3/8" less than nominal depth for rear wire clearance.
117 Surface finish	Edge grommets are centered at rear of worksurface.	
Q Standard Special		Panel-supported 1 1/4" worksurfaces over 48" must be mid-span supported by MB2-C18 bracket, specified separately.
		Panel-supported 1 1/4" worksurfaces over 96" must be pedestal or MB2-C24 cantilever bracket supported every 48".
		Suspended pedestals may not be used with 1 1/4" worksurfaces.

Morrison Options Worksurfaces, 1 1/4" 24" D

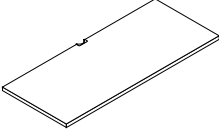
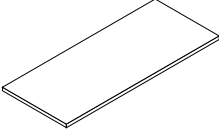
Standard Specials Systems

description	type	w	d	h	pattern no.	lam.	V1	V2	V3
Straight, 24"D	Grommets 	18"	23 5/8"	1 1/4"	LU1-S1824-A-()-Q	\$314.	\$436.	\$558.	\$820.
		102"	23 5/8"	1 1/4"	LU1-S10224-A-()-Q	750.	1,047.	1,221.	1,866.
		114"	23 5/8"	1 1/4"	LU1-S11424-A-()-Q	820.	1,133.	1,325.	2,023.
	No Grommets 	24"	23 5/8"	1 1/4"	LU1-S1824-B-()-Q	279.	401.	523.	784.
		102"	23 5/8"	1 1/4"	LU1-S10224-B-()-Q	715.	1,012.	1,185.	1,832.
		114"	23 5/8"	1 1/4"	LU1-S11424-B-()-Q	784.	1,099.	1,290.	1,988.

Order Code	Specification Information	Application Notes
Example: LU1-S1824-B-117-Q		
LU1 Worksurface, 1 1/4" thick	A- worksurface includes one edge grommet	Options worksurfaces cannot be used in conjunction with Network desk supports.
S Straight worksurface	B- worksurface does not include grommet	
18 Width		All straight worksurfaces are 5/8" less than nominal depth for rear wire clearance.
24 Depth	Specify surface finish.	
B No grommet	1 1/4" Options worksurfaces are 3-ply, solid core construction with pilot holes at all pedestal, end panel, and bracket locations.	Panel-supported 1 1/4" worksurfaces over 48" must be mid-span supported by MB2-C18 bracket, specified separately.
117 Surface finish	Edge grommets are centered at rear of worksurface.	
Q Standard Specials		Panel-supported 1 1/4" worksurfaces over 96" must be pedestal or MB2-C24 cantilever bracket supported every 48".
		Suspended pedestals may not be used with 1 1/4" worksurfaces.

Morrison Options Worksurfaces, 1 1/4" 30" D

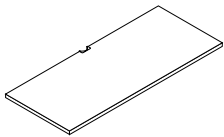
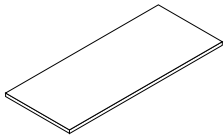
Standard Specials Systems

description	type	w	d	h	pattern no.	lam.	V1	V2	V3
Straight, 30"D	Grommets 	18"	29 5/8"	1 1/4"	LU1-S1830-A-()-Q	\$314.	\$401.	\$541.	\$837.
		24"	29 5/8"	1 1/4"	LU1-S2430-A-()-Q	349.	454.	575.	889.
		102"	29 5/8"	1 1/4"	LU1-S10230-A-()-Q	820.	1,133.	1,308.	2,005.
		108"	29 5/8"	1 1/4"	LU1-S10830-A-()-Q	854.	1,185.	1,361.	2,092.
		114"	29 5/8"	1 1/4"	LU1-S11430-A-()-Q	889.	1,238.	1,412.	2,181.
		120"	29 5/8"	1 1/4"	LU1-S12030-A-()-Q	924.	1,290.	1,465.	2,267.
No Grommets 		18"	29 5/8"	1 1/4"	LU1-S1830-B-()-Q	279.	366.	505.	803.
		24"	29 5/8"	1 1/4"	LU1-S2430-B-()-Q	314.	418.	541.	854.
		102"	29 5/8"	1 1/4"	LU1-S10230-B-()-Q	784.	1,099.	1,273.	1,971.
		108"	29 5/8"	1 1/4"	LU1-S10830-B-()-Q	820.	1,152.	1,325.	2,058.
		114"	29 5/8"	1 1/4"	LU1-S11430-B-()-Q	854.	1,203.	1,378.	2,140.
		120"	29 5/8"	1 1/4"	LU1-S12030-B-()-Q	889.	1,256.	1,430.	2,232.

Order Code	Specification Information	Application Notes
Example: LU1-S1830B-117-Q	<i>Grommets/no grommets:</i>	30"D worksurfaces are used in panel system applications as main surfaces, extensions or credenza tops. They can be supported at each end by 30" end support bracket, 30" cantilever bracket or 30"W end panel.
LU1 Worksurface, 1 1/4" thick	A- worksurface includes one edge grommet	
S Straight worksurface	B- worksurface does not include grommets	Options worksurfaces cannot be used in conjunction with Network desk supports.
18 Width	Specify surface finish.	
30 Depth	1 1/4" Options worksurfaces are 3-ply, solid core construction with pilot holes at all pedestal, end panel, and bracket locations.	All straight worksurfaces are 3/8" less than nominal depth for rear wire clearance.
B No grommets		
117 Surface finish		
Q Standard Specials	Edge grommets are centered at rear of worksurface.	Panel-supported 1 1/4" worksurfaces over 48" must be mid-span supported by MB2-C24 bracket, specified separately.
		Suspended pedestals may not be used with 1 1/4" worksurfaces.

Morrison Options Worksurfaces, 1 1/4" 36" D

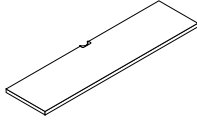
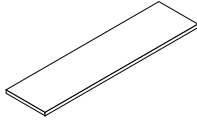
Standard Specials Systems

description	type	w	d	h	pattern no.	lam.	V1	V2	V3
Straight, 36"D	Grommets 	36"	35 3/8"	1 1/4"	LU1-S3636-A-()-Q	\$471.	\$645.	\$767.	\$1,169.
		42"	35 3/8"	1 1/4"	LU1-S4236-A-()-Q	505.	698.	820.	1,256.
		48"	35 3/8"	1 1/4"	LU1-S4836-A-()-Q	541.	750.	889.	1,361.
		54"	35 3/8"	1 1/4"	LU1-S5436-A-()-Q	575.	803.	942.	1,430.
		60"	35 3/8"	1 1/4"	LU1-S6036-A-()-Q	611.	837.	993.	1,517.
		66"	35 3/8"	1 1/4"	LU1-S6636-A-()-Q	645.	889.	1,047.	1,604.
		72"	35 3/8"	1 1/4"	LU1-S7236-A-()-Q	715.	993.	1,169.	1,779.
		78"	35 3/8"	1 1/4"	LU1-S7836-A-()-Q	750.	1,029.	1,203.	1,832.
		84"	35 3/8"	1 1/4"	LU1-S8436-A-()-Q	784.	1,081.	1,273.	1,936.
		90"	35 3/8"	1 1/4"	LU1-S9036-A-()-Q	820.	1,116.	1,308.	1,988.
		96"	35 3/8"	1 1/4"	LU1-S9636-A-()-Q	854.	1,185.	1,395.	2,128.
		102"	35 3/8"	1 1/4"	LU1-S10236-A-()-Q	924.	1,273.	1,500.	2,285.
		108"	35 3/8"	1 1/4"	LU1-S10836-A-()-Q	993.	1,361.	1,604.	2,441.
		114"	35 3/8"	1 1/4"	LU1-S11436-A-()-Q	1,064.	1,412.	1,656.	2,529.
120"	35 3/8"	1 1/4"	LU1-S12036-A-()-Q	1,133.	1,551.	1,832.	2,790.		
No Grommets 	No Grommets	36"	35 3/8"	1 1/4"	LU1-S3636-B-()-Q	436.	611.	732.	1,133.
		42"	35 3/8"	1 1/4"	LU1-S4236-B-()-Q	471.	663.	784.	1,221.
		48"	35 3/8"	1 1/4"	LU1-S4836-B-()-Q	505.	715.	854.	1,325.
		54"	35 3/8"	1 1/4"	LU1-S5436-B-()-Q	541.	767.	907.	1,395.
		60"	35 3/8"	1 1/4"	LU1-S6036-B-()-Q	575.	803.	959.	1,482.
		66"	35 3/8"	1 1/4"	LU1-S6636-B-()-Q	611.	854.	1,012.	1,570.
		72"	35 3/8"	1 1/4"	LU1-S7236-B-()-Q	680.	959.	1,133.	1,743.
		78"	35 3/8"	1 1/4"	LU1-S7836-B-()-Q	715.	993.	1,169.	1,796.
		84"	35 3/8"	1 1/4"	LU1-S8436-B-()-Q	750.	1,047.	1,238.	1,901.
		90"	35 3/8"	1 1/4"	LU1-S9036-B-()-Q	784.	1,081.	1,273.	1,953.
		96"	35 3/8"	1 1/4"	LU1-S9636-B-()-Q	820.	1,152.	1,361.	2,092.
		102"	35 3/8"	1 1/4"	LU1-S10236-B-()-Q	889.	1,238.	1,465.	2,250.
		108"	35 3/8"	1 1/4"	LU1-S10836-B-()-Q	959.	1,325.	1,570.	2,407.
		114"	35 3/8"	1 1/4"	LU1-S11436-B-()-Q	1,029.	1,378.	1,623.	2,494.
120"	35 3/8"	1 1/4"	LU1-S12036-B-()-Q	1,099.	1,517.	1,796.	2,755.		

Order Code	Specification Information	Application Notes
Example: LU1-S3636B-117-Q	<i>Grommets/no grommets:</i>	30"D worksurfaces are used in panel system applications as main surfaces, extensions or credenza tops. They can be supported at each end by 30" end support bracket, 30" cantilever bracket or 30"W end panel.
LU1 Worksurface, 1 1/4" thick	A- worksurface includes one edge grommet	
S Straight worksurface	B- worksurface does not include grommets	Options worksurfaces cannot be used in conjunction with Network desk supports.
36 Width	Specify surface finish.	
36 Depth	1 1/4" Options worksurfaces are 3-ply, solid core construction with pilot holes at all pedestal, end panel, and bracket locations.	All straight worksurfaces are 3/8" less than nominal depth for rear wire clearance.
B No grommets		
117 Surface finish	Edge grommets are centered at rear of worksurface.	Panel-supported 1 1/4" worksurfaces over 48" must be mid-span supported by MB2-C24 bracket, specified separately.
Q Standard Specials		
		Suspended pedestals may not be used with 1 1/4" worksurfaces.

Morrison Options Worksurfaces, 1 1/4" 18" D + Post

Standard Specials Systems

description	type	w	d	h	pattern no.	lam.	V1	V2	V3
Straight, 18"D + Post		20"	17 5/8"	1 1/4"	LU1-S2018-A-()-Q	\$279.	\$366.	\$471.	\$680.
		26"	17 5/8"	1 1/4"	LU1-S2618-A-()-Q	296.	401.	489.	715.
		32"	17 5/8"	1 1/4"	LU1-S3218-A-()-Q	314.	436.	505.	767.
		38"	17 5/8"	1 1/4"	LU1-S3818-A-()-Q	349.	489.	558.	854.
		44"	17 5/8"	1 1/4"	LU1-S4418-A-()-Q	385.	541.	594.	924.
		50"	17 5/8"	1 1/4"	LU1-S5018-A-()-Q	418.	575.	663.	993.
		56"	17 5/8"	1 1/4"	LU1-S5618-A-()-Q	454.	611.	715.	1,099.
		62"	17 5/8"	1 1/4"	LU1-S6218-A-()-Q	489.	645.	784.	1,221.
		68"	17 5/8"	1 1/4"	LU1-S6818-A-()-Q	523.	680.	872.	1,325.
		74"	17 5/8"	1 1/4"	LU1-S7418-A-()-Q	558.	715.	907.	1,395.
		80"	17 5/8"	1 1/4"	LU1-S8018-A-()-Q	594.	767.	959.	1,465.
		86"	17 5/8"	1 1/4"	LU1-S8618-A-()-Q	627.	803.	1,012.	1,551.
		92"	17 5/8"	1 1/4"	LU1-S9218-A-()-Q	663.	837.	1,081.	1,639.
		98"	17 5/8"	1 1/4"	LU1-S9818-A-()-Q	698.	872.	1,116.	1,710.
		104"	17 5/8"	1 1/4"	LU1-S10418-A-()-Q	715.	907.	1,152.	1,762.
		110"	17 5/8"	1 1/4"	LU1-S11018-A-()-Q	750.	942.	1,203.	1,849.
116"	17 5/8"	1 1/4"	LU1-S11618-A-()-Q	784.	976.	1,238.	1,901.		
No Grommets		20"	17 5/8"	1 1/4"	LU1-S2018-B-()-Q	245.	332.	436.	645.
		26"	17 5/8"	1 1/4"	LU1-S2618-B-()-Q	262.	366.	454.	680.
		32"	17 5/8"	1 1/4"	LU1-S3218-B-()-Q	279.	401.	471.	732.
		38"	17 5/8"	1 1/4"	LU1-S3818-B-()-Q	314.	454.	523.	820.
		44"	17 5/8"	1 1/4"	LU1-S4418-B-()-Q	349.	505.	558.	889.
		50"	17 5/8"	1 1/4"	LU1-S5018-B-()-Q	385.	541.	627.	959.
		56"	17 5/8"	1 1/4"	LU1-S5618-B-()-Q	418.	575.	680.	1,064.
		62"	17 5/8"	1 1/4"	LU1-S6218-B-()-Q	454.	611.	750.	1,185.
		68"	17 5/8"	1 1/4"	LU1-S6818-B-()-Q	489.	645.	837.	1,290.
		74"	17 5/8"	1 1/4"	LU1-S7418-B-()-Q	523.	680.	872.	1,361.
		80"	17 5/8"	1 1/4"	LU1-S8018-B-()-Q	558.	732.	924.	1,430.
		86"	17 5/8"	1 1/4"	LU1-S8618-B-()-Q	594.	767.	976.	1,517.
		92"	17 5/8"	1 1/4"	LU1-S9218-B-()-Q	627.	803.	1,047.	1,604.
		98"	17 5/8"	1 1/4"	LU1-S9818-B-()-Q	663.	837.	1,081.	1,674.
		104"	17 5/8"	1 1/4"	LU1-S10418-B-()-Q	680.	872.	1,116.	1,727.
		110"	17 5/8"	1 1/4"	LU1-S11018-B-()-Q	715.	907.	1,169.	1,814.
116"	17 5/8"	1 1/4"	LU1-S11618-B-()-Q	750.	942.	1,203.	1,866.		

Order Code

Example:	LU1-S4418-B-117-Q
LU1	Worksurface, 1 1/4" thick
S	Straight worksurface
44	Width
18	Depth
B	No grommet
117	Surface finish
Q	Standard Special

Specification Information

Grommet/no grommet:
A- worksurface includes one edge grommet
B- worksurface does not include grommet

Specify surface finish.

1 1/4" Options worksurfaces are 3-ply, solid core construction with pilot holes at all pedestal, end panel, and bracket locations.

Edge grommets are centered at rear of worksurface.

Application Notes

18"D worksurfaces are used in panel system applications as shallow main surfaces, extensions or credenza tops. They may be supported at each end by an 18" end support bracket, 18" cantilever bracket, 18"W desk end panel or 18"D pedestal.

Options worksurfaces cannot be used in conjunction with Network desk supports.

All straight worksurfaces are 3/8" less than nominal depth for rear wire clearance.

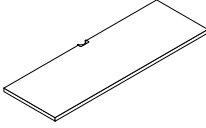
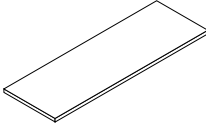
Panel-supported 1 1/4" worksurfaces over 48" must be mid-span supported by MB2-C18 bracket, specified separately.

Panel-supported 1 1/4" worksurfaces over 96" must be pedestal or MB2-C24 cantilever bracket supported every 48".

Suspended pedestals may not be used with 1 1/4" worksurfaces.

Morrison Options Worksurfaces, 1 1/4" 24" D + Post

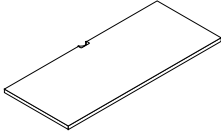
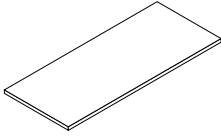
Standard Specials Systems

description	type	w	d	h	pattern no.	lam.	V1	V2	V3
Straight, 24"D + Post	Grommets 	20"	23 5/8"	1 1/4"	LU1-S2024-A-()-Q	\$332.	\$454.	\$575.	\$837.
		26"	23 5/8"	1 1/4"	LU1-S2624-A-()-Q	349.	471.	611.	854.
		32"	23 5/8"	1 1/4"	LU1-S3224-A-()-Q	366.	505.	627.	872.
		38"	23 5/8"	1 1/4"	LU1-S3824-A-()-Q	401.	541.	645.	942.
		44"	23 5/8"	1 1/4"	LU1-S4424-A-()-Q	436.	594.	698.	1,064.
		50"	23 5/8"	1 1/4"	LU1-S5024-A-()-Q	471.	645.	767.	1,152.
		56"	23 5/8"	1 1/4"	LU1-S5624-A-()-Q	505.	680.	803.	1,221.
		62"	23 5/8"	1 1/4"	LU1-S6224-A-()-Q	541.	767.	889.	1,342.
		68"	23 5/8"	1 1/4"	LU1-S6824-A-()-Q	575.	784.	942.	1,465.
		74"	23 5/8"	1 1/4"	LU1-S7424-A-()-Q	611.	837.	976.	1,517.
		80"	23 5/8"	1 1/4"	LU1-S8024-A-()-Q	645.	907.	1,064.	1,604.
		86"	23 5/8"	1 1/4"	LU1-S8624-A-()-Q	680.	959.	1,133.	1,710.
		92"	23 5/8"	1 1/4"	LU1-S9224-A-()-Q	715.	1,012.	1,185.	1,796.
		98"	23 5/8"	1 1/4"	LU1-S9824-A-()-Q	750.	1,047.	1,221.	1,866.
		104"	23 5/8"	1 1/4"	LU1-S10424-A-()-Q	784.	1,081.	1,256.	1,936.
		110"	23 5/8"	1 1/4"	LU1-S11024-A-()-Q	820.	1,133.	1,325.	2,023.
116"	23 5/8"	1 1/4"	LU1-S11624-A-()-Q	854.	1,169.	1,378.	2,092.		
No Grommets 	No Grommets	20"	23 5/8"	1 1/4"	LU1-S2024-B-()-Q	296.	418.	541.	803.
		26"	23 5/8"	1 1/4"	LU1-S2624-B-()-Q	314.	436.	575.	820.
		32"	23 5/8"	1 1/4"	LU1-S3224-B-()-Q	332.	471.	594.	837.
		38"	23 5/8"	1 1/4"	LU1-S3824-B-()-Q	366.	505.	611.	907.
		44"	23 5/8"	1 1/4"	LU1-S4424-B-()-Q	401.	558.	663.	1,029.
		50"	23 5/8"	1 1/4"	LU1-S5024-B-()-Q	436.	611.	732.	1,116.
		56"	23 5/8"	1 1/4"	LU1-S5624-B-()-Q	471.	645.	767.	1,185.
		62"	23 5/8"	1 1/4"	LU1-S6224-B-()-Q	505.	732.	854.	1,308.
		68"	23 5/8"	1 1/4"	LU1-S6824-B-()-Q	541.	750.	907.	1,430.
		74"	23 5/8"	1 1/4"	LU1-S7424-B-()-Q	575.	803.	942.	1,482.
		80"	23 5/8"	1 1/4"	LU1-S8024-B-()-Q	611.	872.	1,029.	1,570.
		86"	23 5/8"	1 1/4"	LU1-S8624-B-()-Q	645.	924.	1,099.	1,674.
		92"	23 5/8"	1 1/4"	LU1-S9224-B-()-Q	680.	976.	1,152.	1,762.
		98"	23 5/8"	1 1/4"	LU1-S9824-B-()-Q	715.	1,012.	1,185.	1,832.
		104"	23 5/8"	1 1/4"	LU1-S10424-B-()-Q	750.	1,047.	1,221.	1,901.
		110"	23 5/8"	1 1/4"	LU1-S11024-B-()-Q	784.	1,099.	1,290.	1,988.
116"	23 5/8"	1 1/4"	LU1-S11624-B-()-Q	820.	1,133.	1,342.	2,058.		

Order Code	Specification Information	Application Notes
Example: LU1-S3224-B-117-Q	<i>Grommet/no grommet:</i>	24"D worksurfaces are used interchangeably as shallow main surfaces, extensions or credenza tops.
LU1 Worksurface, 1 1/4" thick	A- worksurface includes one edge grommet	
S Straight worksurface	B- worksurface does not include grommet	They can be supported at each end by 24" end support bracket, 24" cantilever bracket, 24"W end panel or 18"D pedestal.
32 Width	Specify surface finish.	
24 Depth	1 1/4" Options worksurfaces are 3-ply, solid core construction with pilot holes at all pedestal, end panel, and bracket locations.	Options worksurfaces cannot be used in conjunction with Network desk supports.
B No grommet		
117 Surface finish	Edge grommets are centered at rear of worksurface.	All straight worksurfaces are 3/8" less than nominal depth for rear wire clearance.
Q Standard Special		Panel-supported 1 1/4" worksurfaces over 48" must be mid-span supported by MB2-C18 bracket, specified separately.
		Panel-supported 1 1/4" worksurfaces over 96" must be pedestal or MB2-C24 cantilever bracket supported every 48".
		Suspended pedestals may not be used with 1 1/4" worksurfaces

Morrison Options Worksurfaces, 1 1/4" 30" D + Post

Standard Specials Systems

description	type	w	d	h	pattern no.	lam.	V1	V2	V3
Straight, 30"D + Post	 Grommets	20"	29 5/8"	1 1/4"	LU1-S2030-A-()-Q	\$349.	\$454.	\$575.	\$889.
		26"	29 5/8"	1 1/4"	LU1-S2630-A-()-Q	385.	505.	611.	942.
		32"	29 5/8"	1 1/4"	LU1-S3230-A-()-Q	418.	575.	663.	993.
		38"	29 5/8"	1 1/4"	LU1-S3830-A-()-Q	454.	611.	715.	1,081.
		44"	29 5/8"	1 1/4"	LU1-S4430-A-()-Q	489.	645.	767.	1,152.
		50"	29 5/8"	1 1/4"	LU1-S5030-A-()-Q	523.	715.	854.	1,256.
		56"	29 5/8"	1 1/4"	LU1-S5630-A-()-Q	558.	784.	907.	1,361.
		62"	29 5/8"	1 1/4"	LU1-S6230-A-()-Q	594.	820.	959.	1,482.
		68"	29 5/8"	1 1/4"	LU1-S6830-A-()-Q	645.	872.	1,029.	1,570.
		74"	29 5/8"	1 1/4"	LU1-S7430-A-()-Q	680.	924.	1,081.	1,656.
		80"	29 5/8"	1 1/4"	LU1-S8030-A-()-Q	715.	976.	1,133.	1,743.
		86"	29 5/8"	1 1/4"	LU1-S8630-A-()-Q	750.	1,029.	1,203.	1,814.
		92"	29 5/8"	1 1/4"	LU1-S9230-A-()-Q	784.	1,081.	1,256.	1,919.
		98"	29 5/8"	1 1/4"	LU1-S9830-A-()-Q	820.	1,133.	1,308.	2,005.
		104"	29 5/8"	1 1/4"	LU1-S10430-A-()-Q	854.	1,185.	1,361.	2,092.
		110"	29 5/8"	1 1/4"	LU1-S11030-A-()-Q	889.	1,238.	1,412.	2,181.
116"	29 5/8"	1 1/4"	LU1-S11630-A-()-Q	924.	1,290.	1,465.	2,267.		
No Grommets	 No Grommets	20"	29 5/8"	1 1/4"	LU1-S2030-B-()-Q	314.	418.	541.	854.
		26"	29 5/8"	1 1/4"	LU1-S2630-B-()-Q	349.	471.	575.	907.
		32"	29 5/8"	1 1/4"	LU1-S3230-B-()-Q	385.	541.	627.	959.
		38"	29 5/8"	1 1/4"	LU1-S3830-B-()-Q	418.	575.	680.	1,047.
		44"	29 5/8"	1 1/4"	LU1-S4430-B-()-Q	454.	611.	732.	1,116.
		50"	29 5/8"	1 1/4"	LU1-S5030-B-()-Q	489.	680.	820.	1,221.
		56"	29 5/8"	1 1/4"	LU1-S5630-B-()-Q	523.	750.	872.	1,325.
		62"	29 5/8"	1 1/4"	LU1-S6230-B-()-Q	558.	784.	924.	1,447.
		68"	29 5/8"	1 1/4"	LU1-S6830-B-()-Q	611.	837.	993.	1,534.
		74"	29 5/8"	1 1/4"	LU1-S7430-B-()-Q	645.	889.	1,047.	1,623.
		80"	29 5/8"	1 1/4"	LU1-S8030-B-()-Q	680.	942.	1,099.	1,710.
		86"	29 5/8"	1 1/4"	LU1-S8630-B-()-Q	715.	993.	1,169.	1,779.
		92"	29 5/8"	1 1/4"	LU1-S9230-B-()-Q	750.	1,047.	1,221.	1,883.
		98"	29 5/8"	1 1/4"	LU1-S9830-B-()-Q	784.	1,099.	1,273.	1,971.
		104"	29 5/8"	1 1/4"	LU1-S10430-B-()-Q	820.	1,152.	1,325.	2,058.
		110"	29 5/8"	1 1/4"	LU1-S11030-B-()-Q	854.	1,203.	1,378.	2,140.
116"	29 5/8"	1 1/4"	LU1-S11630-B-()-Q	889.	1,256.	1,430.	2,232.		

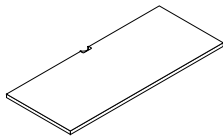
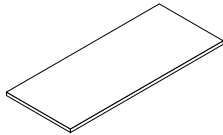
Order Code	Specification Information	Application Notes
Example: LU1-S3230B-117-Q	<i>Grommets/no grommets:</i>	30"D worksurfaces are used in panel system applications as main surfaces, extensions or credenza tops. They can be supported at each end by 30" end support bracket, 30" cantilever bracket or 30"W end panel.
LU1 Worksurface, 1 1/4" thick	A- worksurface includes one edge grommet	
S Straight worksurface	B- worksurface does not include grommets	Options worksurfaces cannot be used in conjunction with Network desk supports.
32 Width		
30 Depth	Specify surface finish.	All straight worksurfaces are 3/8" less than nominal depth for rear wire clearance.
B No grommets		
117 Surface finish	1 1/4" Options worksurfaces are 3-ply, solid core construction with pilot holes at all pedestal, end panel, and bracket locations.	Panel-supported 1 1/4" worksurfaces over 48" must be mid-span supported by MB2-C24 bracket, specified separately.
Q Standard Special	Edge grommets are centered at rear of worksurface.	
		Suspended pedestals may not be used with 1 1/4" worksurfaces.

Morrison System

Morrison Options Worksurfaces, 1 1/4"

36" D + Post

Standard Specials Systems

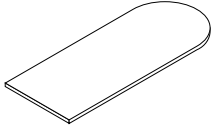
description	type	w	d	h	pattern no.	lam.	V1	V2	V3
Straight, 36"D + Post		38"	35 5/8"	1 1/4"	LU1-S3836-A-()-Q	\$505.	\$698.	\$820.	\$1,256.
		44"	35 5/8"	1 1/4"	LU1-S4436-A-()-Q	541.	750.	889.	1,361.
		50"	35 5/8"	1 1/4"	LU1-S5036-A-()-Q	575.	803.	942.	1,430.
		56"	35 5/8"	1 1/4"	LU1-S5636-A-()-Q	611.	837.	993.	1,517.
		62"	35 5/8"	1 1/4"	LU1-S6236-A-()-Q	645.	889.	1,047.	1,604.
		68"	35 5/8"	1 1/4"	LU1-S6836-A-()-Q	715.	993.	1,169.	1,779.
		74"	35 5/8"	1 1/4"	LU1-S7436-A-()-Q	750.	1,029.	1,203.	1,832.
		80"	35 5/8"	1 1/4"	LU1-S8036-A-()-Q	784.	1,081.	1,273.	1,936.
		86"	35 5/8"	1 1/4"	LU1-S8636-A-()-Q	820.	1,116.	1,308.	1,988.
		92"	35 5/8"	1 1/4"	LU1-S9236-A-()-Q	854.	1,185.	1,395.	2,128.
		98"	35 5/8"	1 1/4"	LU1-S9836-A-()-Q	924.	1,273.	1,500.	2,285.
		104"	35 5/8"	1 1/4"	LU1-S10436-A-()-Q	993.	1,361.	1,604.	2,441.
		110"	35 5/8"	1 1/4"	LU1-S11036-A-()-Q	1,064.	1,412.	1,656.	2,529.
		116"	35 5/8"	1 1/4"	LU1-S11636-A-()-Q	1,133.	1,551.	1,832.	2,790.
No Grommets		38"	35 5/8"	1 1/4"	LU1-S3836-B-()-Q	471.	663.	784.	1,221.
		44"	35 5/8"	1 1/4"	LU1-S4436-B-()-Q	505.	715.	854.	1,325.
		50"	35 5/8"	1 1/4"	LU1-S5036-B-()-Q	541.	767.	907.	1,395.
		56"	35 5/8"	1 1/4"	LU1-S5636-B-()-Q	575.	803.	959.	1,482.
		62"	35 5/8"	1 1/4"	LU1-S6236-B-()-Q	611.	854.	1,012.	1,570.
		68"	35 5/8"	1 1/4"	LU1-S6836-B-()-Q	680.	959.	1,133.	1,743.
		74"	35 5/8"	1 1/4"	LU1-S7436-B-()-Q	715.	993.	1,169.	1,796.
		80"	35 5/8"	1 1/4"	LU1-S8036-B-()-Q	750.	1,047.	1,238.	1,901.
		86"	35 5/8"	1 1/4"	LU1-S8636-B-()-Q	784.	1,081.	1,273.	1,953.
		92"	35 5/8"	1 1/4"	LU1-S9236-B-()-Q	820.	1,152.	1,361.	2,092.
		98"	35 5/8"	1 1/4"	LU1-S9836-B-()-Q	889.	1,238.	1,465.	2,250.
		104"	35 5/8"	1 1/4"	LU1-S10436-B-()-Q	959.	1,325.	1,570.	2,407.
		110"	35 5/8"	1 1/4"	LU1-S11036-B-()-Q	1,029.	1,378.	1,623.	2,494.
		116"	35 5/8"	1 1/4"	LU1-S11636-B-()-Q	1,099.	1,517.	1,796.	2,755.

Order Code	Specification Information	Application Notes
Example: LU1-S3836B-117-Q	<i>Grommets/no grommets:</i>	30"D worksurfaces are used in panel system applications as main surfaces, extensions or credenza tops. They can be supported at each end by 30" end support bracket, 30" cantilever bracket or 30"W end panel.
LU1 Worksurface, 1 1/4" thick	A- worksurface includes one edge grommet	
S Straight worksurface	B- worksurface does not include grommets	Options worksurfaces cannot be used in conjunction with Network desk supports.
38 Width	Specify surface finish.	
36 Depth	1 1/4" Options worksurfaces are 3-ply, solid core construction with pilot holes at all pedestal, end panel, and bracket locations.	All straight worksurfaces are 3/8" less than nominal depth for rear wire clearance.
B No grommets		
117 Surface finish	Edge grommets are centered at rear of worksurface.	Panel-supported 1 1/4" worksurfaces over 48" must be mid-span supported by MB2-C24 bracket, specified separately.
Q Standard Special		

Morrison Options Worksurfaces, 1 1/4"
Rounded end 30" and 36"D

Standard Specials Systems

description	type	w	d	h	pattern no.	lam.	V1	V2	V3
30"D rounded end	No Grommets	87"	30"	1 1/4"	LU1-R8730B-() (L/R)-Q	\$1,116.	\$1,551.	\$1,743.	\$2,720.
36"D rounded end	No Grommets	66"	36"	1 1/4"	LU1-R6636B-() (L/R)-Q	1,116.	1,551.	1,743.	2,720.
	No Grommets	78"	36"	1 1/4"	LU1-R7836B-() (L/R)-Q	1,169.	1,623.	1,832.	2,859.
	No Grommets	90"	36"	1 1/4"	LU1-R9036B-() (L/R)-Q	1,203.	1,674.	1,883.	2,948.

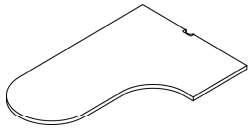


Order Code	Specification Information	Application Notes
Example: LU1-R8730B-117-L-Q	B- worksurface does not include grommets.	Rounded end worksurfaces may be supported by 30" end support brackets, 30" flat bracket or 30" conference end panel, and by a support column at the rounded end.
LU1 Options worksurface, 1 1/4" thick	Specify surface finish.	Suspended pedestals may not be used with 1 1/4" worksurfaces. Conference worksurfaces must be supported by support column and flat bracket or bridging bracket to adjacent desk.
R Rounded end	1 1/4" worksurfaces are 3-ply, solid core construction. Plastic laminate worksurfaces have radiused T mold edge.	
87 Width	Rounded end worksurfaces have a flat self-edge in the straight end.	
30 Depth		
B No grommets		
117 Surface finish		
L Left hand		
Q Standard Special		

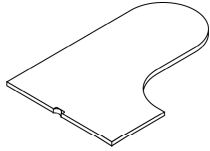
Morrison Options Worksurfaces, 1 1/4"
P-shape curvilinear

Standard Specials Systems

description	type	w	d	h	pattern no.	lam.	V1	V2	V3
Rounded end left	24"D return	48"	72"	1 1/4"	LU1-P72SA-()-L-Q	\$1,553.	\$1,944.	\$2,141.	\$3,149.
	30"D return	48"	78"	1 1/4"	LU1-P78DA-()-L-Q	1,609.	2,015.	2,225.	3,274.



Rounded end right	24"D return	48"	72"	1 1/4"	LU1-P72SA-()-R-Q	1,553.	1,944.	2,141.	3,149.
	30"D return	48"	78"	1 1/4"	LU1-P78DA-()-R-Q	1,609.	2,015.	2,225.	3,274.



Order Code

Example:	LU1-P72SA-117L-Q
LU1	Worksurface, 1 1/4"
P	P-shape curvilinear
72	Overall length
S	Depth of return
A	Grommets
117	Surface finish
L	Rounded end left
Q	Standard Special

Specification Information

S-	24"D side edge
D-	30"D side edge
	Specify surface finish.
	1 1/4" curvilinear surfaces are solid core construction with threaded metal inserts at desk support and all bracket locations.
	All worksurfaces are U.L.-listed.

Application Notes

P-shape curvilinear worksurfaces may be used interchangeably in desk and panel system applications. They may be supported by a 48" VDT support bracket kit, or 48" desk support and 6" end panel, in conjunction with rounded end support column. Use flat bracket or bridging bracket to join to adjacent 1 1/4" worksurface.

P-shape laminate surfaces have continuous T-mold edge in profile to match adjacent 1 1/4" worksurfaces.

Veneer Group 1 worksurfaces are quartered Techgrain®.

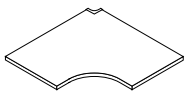
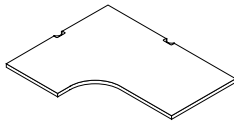
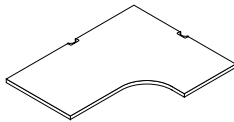
Veneer Group 2 worksurfaces are rift cut Techgrain®.

Veneer Group 3 worksurfaces are narrow heart, flat cut natural veneers.

Morrison Options Worksurfaces, 1 1/4"

L-shape curvilinear

Standard Specials Systems

description	type	w	d	h	pattern no.	lam.	V1	V2	V3
24"D returns left and right 	2 Grommets	42"	48"	1 1/4"	LU1-C4248SS-()-Q	\$924.	\$1,169.	\$1,273.	\$1,866.
		42"	60"	1 1/4"	LU1-C4260SS-()-Q	1,012.	1,256.	1,395.	2,058.
		42"	66"	1 1/4"	LU1-C4266SS-()-Q	1,047.	1,308.	1,447.	2,128.
		42"	72"	1 1/4"	LU1-C4272SS-()-Q	1,133.	1,412.	1,551.	2,301.
		48"	42"	1 1/4"	LU1-C4842SS-()-Q	924.	1,169.	1,273.	1,866.
		48"	66"	1 1/4"	LU1-C4866SS-()-Q	1,133.	1,412.	1,551.	2,301.
		60"	42"	1 1/4"	LU1-C6042SS-()-Q	1,012.	1,256.	1,395.	2,058.
		66"	42"	1 1/4"	LU1-C6642SS-()-Q	1,047.	1,308.	1,447.	2,128.
		66"	48"	1 1/4"	LU1-C6648SS-()-Q	1,133.	1,412.	1,551.	2,301.
		72"	42"	1 1/4"	LU1-C7242SS-()-Q	1,133.	1,412.	1,551.	2,301.
24"D returns left, 30"D right 	2 Grommets	42"	42"	1 1/4"	LU1-C4242SD-()-Q	854.	1,064.	1,169.	1,727.
		42"	48"	1 1/4"	LU1-C4248SD-()-Q	924.	1,169.	1,273.	1,866.
		42"	60"	1 1/4"	LU1-C4260SD-()-Q	1,012.	1,256.	1,395.	2,058.
		42"	66"	1 1/4"	LU1-C4266SD-()-Q	1,047.	1,308.	1,447.	2,128.
		42"	72"	1 1/4"	LU1-C4272SD-()-Q	1,133.	1,412.	1,551.	2,301.
		48"	42"	1 1/4"	LU1-C4842SD-()-Q	924.	1,169.	1,273.	1,866.
		48"	66"	1 1/4"	LU1-C4866SD-()-Q	1,133.	1,412.	1,551.	2,301.
		60"	42"	1 1/4"	LU1-C6042SD-()-Q	1,012.	1,256.	1,395.	2,058.
		66"	42"	1 1/4"	LU1-C6642SD-()-Q	1,047.	1,308.	1,447.	2,128.
		72"	42"	1 1/4"	LU1-C7242SD-()-Q	1,133.	1,412.	1,551.	2,301.
30"D returns left, 24"D right 	2 Grommets	42"	42"	1 1/4"	LU1-C4242DS-()-Q	854.	1,064.	1,169.	1,727.
		42"	48"	1 1/4"	LU1-C4248DS-()-Q	924.	1,169.	1,273.	1,866.
		42"	60"	1 1/4"	LU1-C4260DS-()-Q	1,012.	1,256.	1,395.	2,058.
		42"	66"	1 1/4"	LU1-C4266DS-()-Q	1,047.	1,308.	1,447.	2,128.
		42"	72"	1 1/4"	LU1-C4272DS-()-Q	1,133.	1,412.	1,551.	2,301.
		48"	42"	1 1/4"	LU1-C4842DS-()-Q	924.	1,169.	1,273.	1,866.
		48"	66"	1 1/4"	LU1-C4866DS-()-Q	1,133.	1,412.	1,551.	2,301.
		60"	42"	1 1/4"	LU1-C6042DS-()-Q	1,012.	1,256.	1,395.	2,058.
		66"	42"	1 1/4"	LU1-C6642DS-()-Q	1,047.	1,308.	1,447.	2,128.
		72"	42"	1 1/4"	LU1-C7242DS-()-Q	1,133.	1,412.	1,551.	2,301.

Order Code

Example:	LU1-C4866SD-117-Q
LU1	Options worksurface, 1 1/4"
C	L-shape curvilinear
48	Width left
66	Width right
S	Depth of left return
D	Depth of right return
117	Surface finish
Q	Standard Special

Specification Information

Width dimension (W) refers to width of left-side back edge; depth dimension (D) indicates width of right-side back edge.

S- 24"D side edge
D- 30"D side edge

Specify surface finish.

1 1/4" curvilinear surfaces are solid core construction with pilot holes at all bracket locations.

Application Notes

Options L-shaped curvilinear worksurfaces may be supported by left- or right-hand cantilever brackets at the rear corner and cantilever bridging bracket on each side edge. Use mid-span support whenever Options worksurfaces span more than 48".

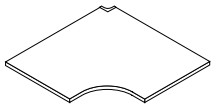
L-shape surfaces are veneer or post-formed plastic laminate on both back edges, matching profile T-mold on curvilinear front, and self-edge on sides.

Curvilinear worksurfaces are available only in 1 1/4" thickness.

L-shape surfaces are 3/8" less than nominal depth for rear wire clearance or privacy screens.

Morrison Options Worksurfaces, 1 1/4"
L-shape curvilinear

Standard Specials Systems


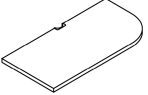
description	type	w	d	h	pattern no.	lam.	V1	V2	V3
30"D returns left and right 	Corner Grommets	42"	42"	1 1/4"	LU1-C4242DD-()-Q	\$706.	\$879.	\$966.	\$1,427.
	2 Grommets	42"	48"	1 1/4"	LU1-C4248DD-()-Q	924.	1,169.	1,273.	1,866.
		42"	60"	1 1/4"	LU1-C4260DD-()-Q	1,012.	1,256.	1,395.	2,058.
		42"	66"	1 1/4"	LU1-C4266DD-()-Q	1,047.	1,308.	1,447.	2,128.
		42"	72"	1 1/4"	LU1-C4272DD-()-Q	1,133.	1,412.	1,551.	2,301.
		48"	42"	1 1/4"	LU1-C4842DD-()-Q	924.	1,169.	1,273.	1,866.
		48"	60"	1 1/4"	LU1-C4860DD-()-Q	865.	1,080.	1,195.	1,757.
		48"	66"	1 1/4"	LU1-C4866DD-()-Q	1,133.	1,412.	1,551.	2,301.
		48"	72"	1 1/4"	LU1-C4872DD-()-Q	995.	1,254.	1,369.	2,018.
		60"	42"	1 1/4"	LU1-C6042DD-()-Q	1,012.	1,256.	1,395.	2,058.
		60"	48"	1 1/4"	LU1-C6048DD-()-Q	865.	1,080.	1,195.	1,757.
		66"	42"	1 1/4"	LU1-C6642DD-()-Q	1,047.	1,308.	1,447.	2,128.
		66"	48"	1 1/4"	LU1-C6648DD-()-Q	1,133.	1,412.	1,551.	2,301.
		72"	42"	1 1/4"	LU1-C7242DD-()-Q	1,133.	1,412.	1,551.	2,301.
		72"	48"	1 1/4"	LU1-C7248DD-()-Q	995.	1,254.	1,369.	2,018.

Order Code	Specification Information	Application Notes
Example: LU1-C4866SD-117-Q		
LU1 Options worksurface, 1 1/4"	Width dimension (W) refers to width of left-side back edge; depth dimension (D) indicates width of right-side back edge.	Options L-shaped curvilinear worksurfaces may be supported by left- or right-hand cantilever brackets at the rear corner and cantilever bridging bracket on each side edge. Use mid-span support whenever Options worksurfaces span more than 48".
C L-shape curvilinear	S- 24"D side edge D- 30"D side edge	
48 Width left	Specify surface finish.	L-shape surfaces are veneer or post-formed plastic laminate on both back edges, matching profile T-mold on curvilinear front, and self-edge on sides.
66 Width right		
S Depth of left return		
D Depth of right return		
117 Surface finish	1 1/4" curvilinear surfaces are solid core construction with pilot holes at all bracket locations.	Curvilinear worksurfaces are available only in 1 1/4" thickness.
Q Standard Special		L-shape surfaces are 3/8" less than nominal depth for rear wire clearance or privacy screens.

Morrison Options Worksurfaces, 1 1/4"

J-shape surfaces

Standard Specials Systems

description	w	d	h	pattern no.	lam.	V1	V2	V3
J-shape - Rounded left 	24"	23 5/8"	1 1/4"	LU1-J24A-()-L-Q	\$663.	\$803.	\$889.	\$1,256.
	30"	23 5/8"	1 1/4"	LU1-J30A-()-L-Q	560.	672.	743.	1,050.
	36"	23 5/8"	1 1/4"	LU1-J36A-()-L-Q	602.	728.	812.	1,120.
	42"	23 5/8"	1 1/4"	LU1-J42A-()-L-Q	644.	783.	882.	1,189.
	48"	23 5/8"	1 1/4"	LU1-J48A-()-L-Q	685.	839.	952.	1,259.
	54"	23 5/8"	1 1/4"	LU1-J54A-()-L-Q	907.	1,116.	1,273.	1,656.
	60"	23 5/8"	1 1/4"	LU1-J60A-()-L-Q	959.	1,185.	1,361.	1,743.
	66"	23 5/8"	1 1/4"	LU1-J66A-()-L-Q	1,012.	1,256.	1,447.	1,832.
	72"	23 5/8"	1 1/4"	LU1-J72A-()-L-Q	1,064.	1,325.	1,534.	1,919.
	78"	23 5/8"	1 1/4"	LU1-J78A-()-L-Q	1,116.	1,395.	1,623.	2,005.
	84"	23 5/8"	1 1/4"	LU1-J84A-()-L-Q	1,169.	1,465.	1,710.	2,092.
90"	23 5/8"	1 1/4"	LU1-J90A-()-L-Q	1,221.	1,534.	1,796.	2,181.	
96"	23 5/8"	1 1/4"	LU1-J96A-()-L-Q	1,273.	1,604.	1,883.	2,267.	
J-shape - Rounded right 	24"	23 5/8"	1 1/4"	LU1-J24A-()-R-Q	663.	803.	889.	1,256.
	30"	23 5/8"	1 1/4"	LU1-J30A-()-R-Q	560.	672.	743.	1,050.
	36"	23 5/8"	1 1/4"	LU1-J36A-()-R-Q	602.	728.	812.	1,120.
	42"	23 5/8"	1 1/4"	LU1-J42A-()-R-Q	644.	783.	882.	1,189.
	48"	23 5/8"	1 1/4"	LU1-J48A-()-R-Q	685.	839.	952.	1,259.
	54"	23 5/8"	1 1/4"	LU1-J54A-()-R-Q	907.	1,116.	1,273.	1,656.
	60"	23 5/8"	1 1/4"	LU1-J60A-()-R-Q	959.	1,185.	1,361.	1,743.
	66"	23 5/8"	1 1/4"	LU1-J66A-()-R-Q	1,012.	1,256.	1,447.	1,832.
	72"	23 5/8"	1 1/4"	LU1-J72A-()-R-Q	1,064.	1,325.	1,534.	1,919.
	78"	23 5/8"	1 1/4"	LU1-J78A-()-R-Q	1,116.	1,395.	1,623.	2,005.
	84"	23 5/8"	1 1/4"	LU1-J84A-()-R-Q	1,169.	1,465.	1,710.	2,092.
90"	23 5/8"	1 1/4"	LU1-J90A-()-R-Q	1,221.	1,534.	1,796.	2,181.	
96"	23 5/8"	1 1/4"	LU1-J96A-()-R-Q	1,273.	1,604.	1,883.	2,267.	

Order Code

Example:	LU1-J36A-117-L-Q
LU1	Worksurface, 1 1/4"
J	J-shape
36	Width
A	With grommets
117	Surface finish
L	Left
Q	Standard Special

Specification Information

Width dimension (W) refers to width of left-side back edge; depth dimension (D) indicates width of right-side back edge.

S- 24"D side edge
D- 30"D side edge

Specify surface finish.

1 1/4" curvilinear surfaces are solid core construction with threaded metal inserts at desk support and all bracket locations.

All worksurfaces are U.L.-listed.

All L-shape curvilinear worksurfaces have three grommets.

Veneer Group 1 worksurfaces are quartered Techgrain®.

Veneer Group 2 worksurfaces are rift cut Techgrain®.

Veneer Group 3 worksurfaces are narrow heart, flat cut natural veneers.

Application Notes

L-shape curvilinear worksurfaces may be used interchangeably in desk and panel system applications. They may be supported by corner desk supports or by VDT end support bracket kit. Use cantilever bridging brackets or flat brackets to join to adjacent worksurfaces.

L-shape surfaces may also be supported by MN1- end panel in conjunction with desk support, or cantilever bracket in panel planning.

L-shape surfaces are veneer or post-formed plastic laminate on both back edges, matching profile T-mold on curvilinear front, and self-edge on sides.

Curvilinear worksurfaces are available only in 1 1/4" thickness.

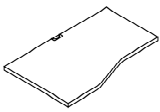

L-shape surfaces are 3/8" less than nominal depth for rear wire clearance or privacy screens.

If specifying privacy screens on both back edges, one or both must be 48" back-of-VDT type.

Morrison Options Worksurfaces, 1 1/4"

Wave-end surfaces

Standard Specials Systems

description	width	depth	height	pattern number	lam.
Wave-end Left 	30"	29 5/8"	1 1/4"	LU1-W30A-()-L-Q	\$784.
	36"	29 5/8"	1 1/4"	LU1-W36A-()-L-Q	692.
	42"	29 5/8"	1 1/4"	LU1-W42A-()-L-Q	734.
	48"	29 5/8"	1 1/4"	LU1-W48A-()-L-Q	777.
	54"	29 5/8"	1 1/4"	LU1-W54A-()-L-Q	993.
	60"	29 5/8"	1 1/4"	LU1-W60A-()-L-Q	1,047.
	66"	29 5/8"	1 1/4"	LU1-W66A-()-L-Q	1,099.
	72"	29 5/8"	1 1/4"	LU1-W72A-()-L-Q	1,152.
	78"	29 5/8"	1 1/4"	LU1-W78A-()-L-Q	1,203.
	84"	29 5/8"	1 1/4"	LU1-W84A-()-L-Q	1,256.
	90"	29 5/8"	1 1/4"	LU1-W90A-()-L-Q	1,308.
96"	29 5/8"	1 1/4"	LU1-W96A-()-L-Q	1,361.	
Wave-end Right 	30"	29 5/8"	1 1/4"	LU1-W30A-()-R-Q	784.
	36"	29 5/8"	1 1/4"	LU1-W36A-()-R-Q	692.
	42"	29 5/8"	1 1/4"	LU1-W42A-()-R-Q	734.
	48"	29 5/8"	1 1/4"	LU1-W48A-()-R-Q	777.
	54"	29 5/8"	1 1/4"	LU1-W54A-()-R-Q	993.
	60"	29 5/8"	1 1/4"	LU1-W60A-()-R-Q	1,047.
	66"	29 5/8"	1 1/4"	LU1-W66A-()-R-Q	1,099.
	72"	29 5/8"	1 1/4"	LU1-W72A-()-R-Q	1,152.
	78"	29 5/8"	1 1/4"	LU1-W78A-()-R-Q	1,203.
	84"	29 5/8"	1 1/4"	LU1-W84A-()-R-Q	1,256.
	90"	29 5/8"	1 1/4"	LU1-W90A-()-R-Q	1,308.
96"	29 5/8"	1 1/4"	LU1-W96A-()-R-Q	1,361.	

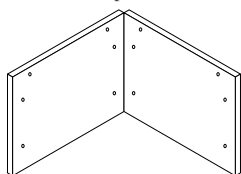
Order Code	Specification Information	Application Notes
Example: LU1-W42AL-117-Q LU1 Options worksurface, 1 1/4" W Wave-end curvilinear 42 Width A With grommets L Left 117 Surface finish Q Standard Special	1 1/4" curvilinear surfaces are solid core construction with pilot holes at bracket and pedestal locations. Grommets/no grommets: A- Worksurface includes one edge grommet B- Worksurface does not include grommets Specify surface finish. Edge grommets are centered at rear of worksurface.	Options wave-end curvilinear worksurfaces are for panel planning only and cannot be used in conjunction with Network desk supports. Use cantilever bridging bracket to join to adjacent 1 1/4" worksurface. Wave-end surfaces are post-formed on back edge, matching profile T-mold on curvilinear front, and self-edge on sides. Wave-end surfaces are available only in plastic laminate, 1 1/4" thickness. Wave-end surfaces are nominal 30"D at left or right, and align with 24"D surface at the other end.

Currents System worksurfaces
curved, flat front and counter surface
1 3/4" wire drop

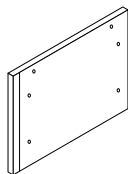
description	width	depth	pattern number	lam.	V2	V3
30"D straight worksurface, curved front	24"	30"	AW1-S2430-()-Q	\$389.	\$584.	\$779.
	30"	30"	AW1-S3030-()-Q	422.	633.	845.
	42"	30"	AW1-S4230-()-Q	486.	729.	973.
	54"	30"	AW1-S5430-()-Q	557.	843.	1,127.
	66"	30"	AW1-S6630-()-Q	659.	982.	1,314.
	78"	30"	AW1-S7830-()-Q	762.	1,135.	1,508.
24"D straight worksurface, curved front	54"	24"	AW1-S5424-()-Q	503.	762.	1,006.
	78"	24"	AW1-S7824-()-Q	649.	957.	1,281.
30"D straight worksurface, flat front	24"	30"	AW1-F2430-()-Q	389.	584.	779.
	30"	30"	AW1-F3030-()-Q	422.	633.	843.
	42"	30"	AW1-F4230-()-Q	486.	729.	973.
	54"	30"	AW1-F5430-()-Q	557.	843.	1,127.
	66"	30"	AW1-F6630-()-Q	665.	982.	1,314.
	78"	30"	AW1-F7830-()-Q	762.	1,135.	1,508.
Counter surface	24"	12"	AW1-CS2412-()-Q	275.	406.	552.
	30"	12"	AW1-CS3012-()-Q	293.	430.	584.
	42"	12"	AW1-CS4212-()-Q	324.	479.	649.
	54"	12"	AW1-CS5412-()-Q	356.	527.	714.
	66"	12"	AW1-CS6612-()-Q	396.	584.	779.

Order Code	Specification Information	Application Notes
Example: AW1 S2430-119-119-Q		
AW1	Worksurface	<p>Worksurfaces are sized for Morrison panel-based applications and may be supported by Morrison panel planning brackets or end-supported from Currents wall. 24"D straight tops may also be cantilevered from Currents service wall. Underside of worksurfaces is drilled to accept all Morrison panel-planning brackets, Morrison and Currents pedestals, and worksurface stiffeners. 24"D straight tops are also drilled to accept Currents wall cantilever brackets.</p> <p>When using Morrison end support brackets, order MB3-EC18, 24 or 30.</p> <p>Currents worksurfaces for Morrison require stiffener when the span between structural supports exceeds 36". Specify worksurface stiffeners and supports separately.</p> <p>Currents worksurfaces for Morrison cannot be used in conjunction with Morrison Network desk supports.</p>
S	Straight	
24	Width	
30	Depth	
119	Top finish	
119	Trim finish	
Q	Standard Special	<p>Flat front allows two straight worksurfaces to meet at right angles.</p> <p>Actual worksurface depth is $\frac{3}{8}$" less than nominal 24" and 30" for cable clearance.</p> <p>All worksurfaces include one edge grommet, centered at rear of worksurface, with maximum clearance of $1\frac{3}{8}$".</p> <p>Currents for Morrison worksurfaces feature crisp, 90-degree corners eliminating the corner kick detail typical of Currents universal worksurfaces. This facilitates the use of brackets, pedestals and end panels at the side edge of worksurfaces.</p>

description	type	width	depth	height	pattern number	P1	P2	V1	V2	V3
VDT corner panels	Desk height	48"	1 1/4"	24"	MK4-V2448-P/V(-)-Q	\$1,047.	\$1,072.	\$1,274.	\$1,593.	\$2,256.
	Desk height	48"	1 1/4"	26"	MK4-V2648-P/V(-)-Q	1,047.	1,102.	1,314.	1,642.	2,322.



VDT transitional end panel	Desk height	48"	1 1/8"	24"	MK4-X2448-P/V(-)-Q	514.	541.	693.	840.	1,081.
	Desk height	48"	1 1/8"	26"	MK4-X2648-P/V(-)-Q	532.	562.	713.	801.	1,114.



Order Code

Example:	MK4-V2648-P-612-Q
MK4	Desk panel
V	Desk panel type
26	Height
48	Width
P	Surface type
612	Finish
Q	Standard Special

Specification Information

Surface type:
P- Painted
V- Veneer

Application Notes

VDT corner panels are wood desk panels ordered and shipped in pairs: one left and one right.

VDT corner end panels include 2 MB1-T brackets, VDT corner end panels/worksurface and bracket MB1-L1, filler/desk end panel.

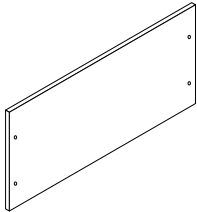
VDT transitional end panels are used when one back edge of a VDT surface is supported by a vertical panel.

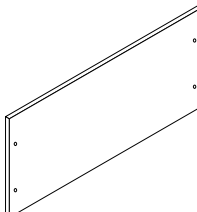
A VDT transitional end panel includes bracket MB1-T, desk end panel/ worksurface. Specify bracket MB1-W 18 or 20(L or R) separately.

Veneer Group 1 end panels are quartered Techgrain®.

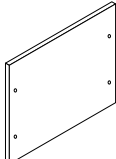
Veneer Group 2 end panels are figured Techgrain®.

Veneer Group 3 end panels are narrow heart, flat cut natural veneers.

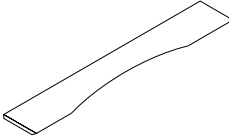
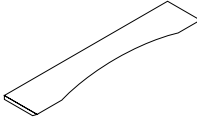
description	type	width	depth	height	pattern number	P1	P2	V1	V2	V3
	Desk height	18"	1 1/8"	26"	MK4-K1826-P/V-()-Q	\$170.	\$178.	\$375.	\$465.	\$679.
		24"	1 1/8"	26"	MK4-K2426-P/V-()-Q	220.	232.	428.	518.	750.
		30"	1 1/8"	26"	MK4-K3026-P/V-()-Q	271.	286.	483.	572.	823.
		36"	1 1/8"	26"	MK4-K3626-P/V-()-Q	322.	339.	536.	626.	893.
		42"	1 1/8"	26"	MK4-K4226-P/V-()-Q	374.	393.	590.	679.	965.
		48"	1 1/8"	26"	MK4-K4826-P/V-()-Q	424.	446.	643.	733.	1,037.
		54"	1 1/8"	26"	MK4-K5426-P/V-()-Q	475.	500.	697.	786.	1,108.
		84"	1 1/8"	26"	MK4-K8426-P/V-()-Q	815.	858.	1,018.	1,125.	1,572.
		90"	1 1/8"	26"	MK4-K9026-P/V-()-Q	900.	947.	1,108.	1,215.	1,662.
		96"	1 1/8"	26"	MK4-K9626-P/V-()-Q	985.	1,198.	1,305.	1,305.	1,751.
		102"	1 1/8"	26"	MK4-K10226-P/V-()-Q	1,069.	1,125.	1,286.	1,394.	1,841.
		108"	1 1/8"	26"	MK4-K10826-P/V-()-Q	1,154.	1,215.	1,376.	1,483.	1,929.
		114"	1 1/8"	26"	MK4-K11426-P/V-()-Q	1,239.	1,305.	1,465.	1,572.	2,019.
		120"	1 1/8"	26"	MK4-K12026-P/V-()-Q	1,324.	1,394.	1,554.	1,662.	2,109.

description	type	width	depth	height	pattern number	P1	P2	V1	V2	V3
	Desk height	18"	1 1/8"	26"	MK4-T1826-P/V-()-Q	170.	178.	375.	465.	697.
		24"	1 1/8"	26"	MK4-T2426-P/V-()-Q	220.	232.	428.	518.	768.
		30"	1 1/8"	26"	MK4-T3026-P/V-()-Q	271.	286.	483.	572.	840.
		36"	1 1/8"	26"	MK4-T3626-P/V-()-Q	322.	339.	536.	626.	911.
		42"	1 1/8"	26"	MK4-T4226-P/V-()-Q	374.	393.	590.	679.	983.
		48"	1 1/8"	26"	MK4-T4826-P/V-()-Q	424.	446.	643.	733.	1,055.
		54"	1 1/8"	26"	MK4-T5426-P/V-()-Q	475.	500.	697.	786.	1,125.
		84"	1 1/8"	26"	MK4-T8426-P/V-()-Q	815.	858.	1,018.	1,125.	1,572.
		90"	1 1/8"	26"	MK4-T9026-P/V-()-Q	900.	947.	1,108.	1,215.	1,662.
		96"	1 1/8"	26"	MK4-T9626-P/V-()-Q	985.	1,037.	1,198.	1,305.	1,751.
		102"	1 1/8"	26"	MK4-T10226-P/V-()-Q	1,069.	1,125.	1,286.	1,394.	1,841.
		108"	1 1/8"	26"	MK4-T10826-P/V-()-Q	1,154.	1,215.	1,376.	1,483.	1,929.
		114"	1 1/8"	26"	MK4-T11426-P/V-()-Q	1,239.	1,305.	1,465.	1,572.	2,019.
		120"	1 1/8"	26"	MK4-T12026-P/V-()-Q	1,324.	1,394.	1,554.	1,662.	2,109.

Order Code	Specification Information	Application Notes
Example: MK4-T5426-P-612-Q	P- Painted V- Veneer	Transitional filler panels are used between a universal desk end panel and a vertical panel.
MK4	Desk panel	Kneehole filler panels span use between two universal desk end panels to construct a freestanding wood desk.
T	Desk panel type	
54	Width	A kneehole panel includes 2 brackets MB1-L1, filler panel/desk end panel.
26	Height	
P	Surface type	All 69", 75" and 84" w kneehole filler panels are shipped with a center stabilizing bracket, MB1-AUX-D.
612	Finish	
Q	Standard Special	<p>A transitional filler panel over 84" W is shipped with a center stabilizing bracket, MB1-AUX-D.</p> <p>Veneer Group 1 end panels are quartered Techgrain®.</p> <p>Veneer Group 2 end panels are figured Techgrain®.</p> <p>Veneer Group 3 end panels are narrow heart, flat cut natural veneers.</p>

description	type	width	depth	height	pattern number	P1	P2	V1	V2	V3
Return filler 	Desk height	18"	1 1/8"	26"	MK4-R1826-P/V-()-L/R-Q	\$374.	\$393.	\$483.	\$536.	\$768.
		24"	1 1/8"	26"	MK4-R2426-P/V-()-L/R-Q	390.	411.	518.	572.	823.
		54"	1 1/8"	26"	MK4-R5426-P/V-()-L/R-Q	526.	553.	733.	876.	1,215.
		78"	1 1/8"	26"	MK4-R7826-P/V-()-L/R-Q	798.	840.	1,018.	1,162.	1,590.
		84"	1 1/8"	26"	MK4-R8426-P/V-()-L/R-Q	883.	930.	1,108.	1,251.	1,680.
		90"	1 1/8"	26"	MK4-R9026-P/V-()-L/R-Q	967.	1,018.	1,198.	1,340.	1,769.
		96"	1 1/8"	26"	MK4-R9626-P/V-()-L/R-Q	1,052.	1,108.	1,286.	1,430.	1,858.
		102"	1 1/8"	26"	MK4-R10226-P/V-()-L/R-Q	1,137.	1,198.	1,376.	1,519.	1,948.
		108"	1 1/8"	26"	MK4-R10826-P/V-()-L/R-Q	1,222.	1,286.	1,465.	1,608.	2,036.
		114"	1 1/8"	26"	MK4-R11426-P/V-()-L/R-Q	1,307.	1,376.	1,554.	1,697.	2,126.
		120"	1 1/8"	26"	MK4-R12026-P/V-()-L/R-Q	1,392.	1,465.	1,644.	1,787.	2,216.

Order Code	Specification Information	Application Notes
Example: MK4-R2426-P-612-L-Q	<i>Return filler panel widths:</i>	Return filler panels provide enclosure between a universal desk end panel and the end panel of a return. Return filler panels may also be connected to a vertical panel to provide enclosure for a desk or machine height return off a panel supported workstation. Specify MB1-FV brackets separately. All 69", 75" and 78"W return filler panels are shipped with a center stabilizing bracket, MB1-AUX-D. A return filler panel includes bracket MB1-L1, filler panel/desk end panel and all connecting hardware.
MK4 Desk panel	32 3/4"	
R Desk panel type	38 3/4"	
24 Width	44 3/4"	
26 Height	50 3/4"	
P Surface type	62 3/4"	
612 Paint	68 3/4"	
L Left	74 3/4"	
Q Standard Special	<i>Bridge filler panel widths:</i>	
	38 1/2"	
	44 1/2"	
	50 1/2"	
	56 1/2"	
	68 1/2"	
	74 1/2"	
	80 1/2"	
	<i>Surface type:</i>	
	P- Painted	
	V- Veneer	

description	type	width	depth	height	pattern no.	P2
Full width 	42"	42"	10"	3/4"	MM3-IS42F-()-Q	\$255.
	48"	48"	10"	3/4"	MM3-IS48F-()-Q	309.
	54"	54"	10"	3/4"	MM3-IS54F-()-Q	364.
	84"	84"	10"	3/4"	MM3-IS84F-()-Q	693.
	90"	90"	10"	3/4"	MM3-IS90F-()-Q	783.
	96"	96"	10"	3/4"	MM3-IS96F-()-Q	875.
Returns 	54"	54"	10"	3/4"	MM3-IS54R-()-Q	328.
	84"	84"	10"	3/4"	MM3-IS84R-()-Q	583.
	90"	90"	10"	3/4"	MM3-IS90R-()-Q	639.
	96"	96"	10"	3/4"	MM3-IS96R-()-Q	693.

Order Code	
Example:	MM3-IS54R-612-Q
MM3	Accessory
IS	Intermediate shelves
54	Width
R	Return
612	Paint finish
Q	Standard Special

Specification Information

Specify paint finish.

Specify return shelves by number that corresponds to total return dimension (depth of desk and width of return).

Application Notes

Intermediate shelves provide an additional level of storage between the worksurface and standard overhead storage.

Use full width intermediate shelves that correspond with actual workstation width.

Intermediate shelves include brackets for cantilever support from vertical panel connector tracks.

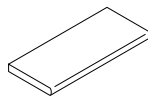
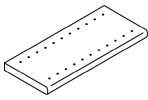
Intermediate shelves may be mounted on 1" increments of height up to 1" from top of panel. Recommended position is 6" - 7" above the worksurface.

Use full width shelves with back panels of the same total width. Add returns to form a continuous "L". Half-round endpiece joins back-to-back shelves over a half-round conference worksurface. Quarter round terminates an intermediate shelf at a straight panel connection.

Intermediate shelves cannot be mounted to freestanding desks or overhead supports.

Morrison shelves and flush counter surface, 1 3/4"
panel or wall mounted lam. and ven. shelves

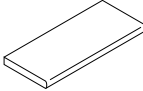
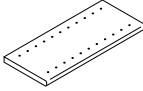
Standard Specials Systems

description	type	w	d	h	pattern no.	lam.	V1	V2	V3
Panel mounted shelves and flush counter surfaces	without holes 	54"	13"	1 3/4"	MS2-W5413-()-Q	\$492.	\$764.	\$857.	\$1,239.
		96"	13"	1 3/4"	MS2-W9613-()-Q	857.	1,330.	1,476.	2,040.
		102"	13"	1 3/4"	MS2-W10213-()-Q	947.	1,422.	1,567.	2,132.
		108"	13"	1 3/4"	MS2-W10813-()-Q	1,038.	1,512.	1,658.	2,222.
		114"	13"	1 3/4"	MS2-W11413-()-Q	1,129.	1,603.	1,749.	2,314.
		120"	13"	1 3/4"	MS2-W12013-()-Q	1,221.	1,695.	1,840.	2,404.
	with holes 	54"	13"	1 3/4"	MS2-W5413-()-H-Q	511.	783.	875.	1,256.
		96"	13"	1 3/4"	MS2-W9613-()-H-Q	875.	1,348.	1,493.	2,058.
		102"	13"	1 3/4"	MS2-W10213-()-H-Q	966.	1,439.	1,585.	2,151.
		108"	13"	1 3/4"	MS2-W10813-()-H-Q	1,057.	1,531.	1,676.	2,273.
		114"	13"	1 3/4"	MS2-W11413-()-H-Q	1,147.	1,621.	1,767.	2,332.
		120"	13"	1 3/4"	MS2-W12013-()-H-Q	1,239.	1,712.	1,858.	2,423.

Order Code	Specification Information	Application Notes
Example: MS2-W5413-612-H-Q	<i>Specify paint finish for brackets and steel shelves.</i>	<p>Veneer Group 1 shelves are quartered Techgrain®.</p> <p>Veneer Group 2 shelves are rift cut Techgrain®.</p> <p>Veneer Group 3 shelves are narrow heart, flat cut natural veneers.</p> <p>13"D shelves hold binders, books and other reference material. Order brackets and shelf organizers, if applicable, separately.</p>
MS2W Shelf		
54 Width		
13 Depth		
612 Surface finish		
H With holes		
Q Standard Special	<p>Standard 13" deep shelves double as flush counter surfaces. Specify undershelf or transaction shelf brackets for this application. Each set supports a maximum span of 48". Shelves over 60"W require MB1-AUX-S auxiliary support brackets.</p> <p>All shelf brackets accept task light fixtures with the exception of the transaction shelf brackets MB2-TS-(). Adjacent bookend-style shelf brackets require MB1-TC tie clip to secure full-width task light.</p> <p>Desk mounted counter surfaces do not accept task lights.</p>	

Morrison shelves and flush counter surface, 1 1/4" panel or wall mounted lam. and ven. shelves

Standard Specials Systems

description	type	w	d	h	pattern no.	lam.	V1	V2	V3
Panel mounted shelves and flush counter surfaces	without holes 	54"	13"	1 1/4"	MS2-U5413-()-Q	\$401.	\$620.	\$710.	\$1,057.
		96"	13"	1 1/4"	MS2-U9613-()-Q	710.	1,020.	1,166.	1,658.
		102"	13"	1 1/4"	MS2-U10213-()-Q	802.	1,112.	1,256.	1,749.
		108"	13"	1 1/4"	MS2-U10813-()-Q	892.	1,202.	1,348.	1,840.
		114"	13"	1 1/4"	MS2-U11413-()-Q	984.	1,294.	1,439.	1,931.
		120"	13"	1 1/4"	MS2-U12013-()-Q	1,075.	1,384.	1,531.	2,023.
	with holes 	54"	13"	1 1/4"	MS2-U5413-()-H-Q	418.	639.	729.	1,075.
		96"	13"	1 1/4"	MS2-U9613-()-H-Q	729.	1,038.	1,185.	1,676.
		102"	13"	1 1/4"	MS2-U10213-()-H-Q	820.	1,129.	1,275.	1,767.
		108"	13"	1 1/4"	MS2-U10813-()-H-Q	911.	1,221.	1,367.	1,858.
		114"	13"	1 1/4"	MS2-U11413-()-H-Q	1,002.	1,312.	1,458.	1,949.
		120"	13"	1 1/4"	MS2-U12013-()-H-Q	1,093.	1,403.	1,549.	2,040.

Order Code

Example:	MS2-U-5413-612-H-Q
MS2	Shelf
U	1 1/4" thick
54	Width
13	Depth
612	Surface finish
H	With holes
Q	Standard Special

Specification Information

Specify finish.

Specify suffix H for shelf holes that accept shelf organizers.

Veneer Group 1 shelves are quartered Techgrain®.

Veneer Group 2 shelves are rift cut Techgrain®.

Veneer Group 3 shelves are narrow heart, flat cut natural veneer.

Application Notes

Panel mounted shelves are canti-levered from vertical panel connector tracks with bookend or undershelf brackets. 1 1/4" shelves must be midspan supported every 48".

13"D shelves hold binders, books and other reference material. Order brackets and shelf organizers, if applicable, separately.

Bookend-style brackets keep material upright when vertical panels are not used at the ends of shelves (brackets are shipped in pairs.)

Standard 13" deep shelves double as flush counter surfaces. Specify undershelf brackets or desk-mount stanchions for this application.

All shelves accept task lights. Adjacent bookend-style shelves require MB1-TC tie clip to secure full width task light.

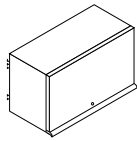
Transaction shelf brackets support panel-mounted shelves without holes. Each set supports a maximum span of 48".

Morrison Overhead cabinets

panel and desk mounted

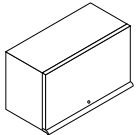
Standard Specials Systems

description	locks	w	d	h	pattern no.	P1	V1	V2	V3
Painted or veneer front, panel mounted		24"	14"	17 ³ / ₄ "	MO8-24-()-()-N-L-Q	\$623.	\$745.	\$796.	\$892.
		24"	14"	17 ³ / ₄ "	MO8-24-()-()-N-N-Q	564.	685.	736.	833.



shown with lock

Painted or veneer front, stanchion mounted		24"	14"	17 ³ / ₄ "	MO8-N24-()-()-N-L-Q	623.	745.	796.	892.
		24"	14"	17 ³ / ₄ "	MO8-N24-()-()-N-N-Q	564.	685.	736.	833.



shown with lock

Order Code

Example: **MO8-N24-612-612-N-N-Q**

MO8	Overhead cabinet
N	Network mounted
24	Width
612	Paint finish for case
612	Surface finish for door
N	Black pulls
N	No lock
Q	Standard Special

Specification Information

Specify finish for case and front.

Order overhead cabinet locks with a KnollKey order form.

Veneer Group 1 cabinet doors are quartered Techgrain®.

Veneer Group 2 cabinet doors are figured Techgrain®.

Veneer Group 3 cabinet doors are narrow heart, flat cut natural veneer.

Interior shelves have slots for vertical dividers. Order vertical dividers separately.

Desk mounted MO8 overheads align with 64"H panel and vertical storage.

Overhead cabinet door pulls are matte black.

Overhead cabinets are hung from vertical panels with removable brackets. Cabinet door recedes within cabinet to allow use of top of overhead for storage or lighting.

Application Notes

Stanchion mounted overhead cabinets attach to overhead supports. Specify overhead backs separately for finished appearance in back-to-back or exposed applications.

Specify conversion kit MO7-SMB only if converting panel hung overheads to stanchion mounted.

Wall-mounting Morrison overhead cabinets: Use MO8-WMR to mount up to 120" of MO8 overheads. Specify one MO8-WMB for each overhead.

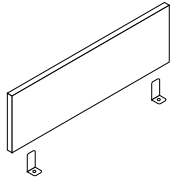
For Options overheads or Morrison or Options shelves, use MO6-WMSK to wall mount up to 9' of shelves or overheads. Kit includes wall mount rail and one vertical standard. Specify one additional MO6 WMSB for each shelf or overhead. Morrison shelves also require MB1-B13 shelf brackets.

Wall mount rails may be trimmed to length.

Specify conversion kit MO7-PMB only if converting stanchion mounted overheads to panel hung.

Wall mount wire manager is two-part wire concealment kit, 22"H.

description	w	d	h	pattern no.	10	15	20	30	35	40	45
Back of worksurface screens to 42"H	24"	3/4"	15"	MZ1-B2415-(-)-Q	\$176.	\$198.	\$202.	\$223.	\$235.	\$249.	\$288.
	24"	3/4"	19"	MZ1-B2419-(-)-Q	224.	242.	249.	272.	288.	298.	325.
	24"	3/4"	22"	MZ1-B2422-(-)-Q	272.	287.	295.	325.	340.	349.	438.



Order Code

Specification Information

Example: MZ1-B2415-15-W210/20-Q
MZ1 Morrison Network privacy screen
B Back of worksurface
24 Width
15 Height
15 Surface type and group no.
W210/20 Upholstery
Q Standard Special

Surface type:

10-	Fabric group 10
15-	Fabric group 15
20-	Fabric group 20
30-	Fabric group 30
35-	Fabric group 35
40-	Fabric group 40
45-	Fabric group 45

Back of worksurface screens provide visual barrier and tackable surface from underside of worksurface to a height of 42", 46" or 49".

Screen widths should correspond to straight worksurface width, or sum of VDT corner and return widths.

Use back of worksurface screen for VDT applications where one side is backed by a vertical panel.

VDT worksurfaces will accept back screens on only one back edge.

Back screens may not be used at the end of a straight worksurface; use end screens in this application.

Privacy screens are not available in a combination of fabrics.

Back of worksurface screens are full dimension: two smaller screens may be substituted for a larger one. For example, if using fabric grades 20-70, specify two 36" screens for a 72" surface.

Between back-to-back straight or VDT worksurfaces specify a single 3/4" back screen. This allows back-to-back 23 5/8"D or 29 5/8"D worksurfaces to plan on a precise 6" module.

15" high screens are used for a 42" horizon.

19"H screens are used to fill in space between worksurface and Morrison overhead.

22"H screens fill the space between worksurface and Reuter overhead.

All but shared end screens start at the bottom of the worksurface.

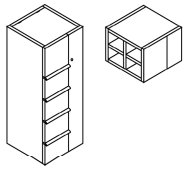
Privacy screens are supported by brackets fastened at worksurface inserts. Privacy screens include mounting brackets, insert kit, and stiffener clip.

For replacement screen stiffeners see Accessories page.

Privacy screens may be specified to achieve ASTM E-84 Class "A" flamespread rating.

Morrison vertical storage options kiosk

description	width	depth	height	pattern number	Paint
Options Kiosk	24"	24"	18"	LV3-S18S-(L/R)-()-Q	\$1,212.
	24"	24"	56"	LV3-S56-(L/R)-()-Q	3,396.
	24"	30"	64"	LV3-D64-(L/R)-()-Q	3,849.
	30"	24"	64"	LV3-W64-(L/R)-()-Q	4,798.



Order Code	Specification Information	Application Notes
Example: MV3-D64F-R612-Q	<i>Specify Melamine finishes for sides, top, and back of Options Kiosk.</i>	
MV3 Vertical storage		
D 30" deep	Options Kiosk fronts may be specified in any standard Morrison painted finish. Sides, top and back are available in melamine only. Kiosk storage is available in full painted finishes only.	Options Kiosks are freestanding wood construction vertical storage with four Morrison file drawers, hinged door cabinet, and coat storage with door. Options Kiosks have painted fronts and melamine sides, back and interior. The melamine top is finished, with lock cams and a few pilot holes visible.
64 Height		
F Front access		
R Right door hinge		
612 Case and front finish		
Q Standard Special		
	S- 24"W x 24"D D- 24"W x 30"D L- Hinged door for coats (shelves) on left R- Hinged door for coats (shelves) on right	Kiosks are identical to Options kiosks but painted on all surfaces. 64"H Kiosks include cabinet with hinged door over the file drawers. 18"H top cabinet attaches to 56"H Kiosk to create 74"H storage unit. Top cabinet includes front access hinged door storage over the coat storage and open shelves accessible from the sides.
	All kiosks have KnollKey lock for door, and internal sliding lock switch for files.	File supports for kiosk drawers must be ordered separately.
		Flat top caps may be specified separately to coordinate with Morrison panel top caps; vault-shaped cupolas may also be used to prevent storage above kiosk. Kiosk back panels and extended depth top caps or cupolas are used with adjacent vertical panels. Back panel is notched to connect to panel with brackets and trim included. Specify straight connector track same height as vertical panel, and hi/low top cap for post configurations, in width of adjacent panel.

Wood Finishes:

V1 Techwood Closed Pore

Y324	Ash
Y311	Beech
Y319	Cherry
Y325	Chestnut
Y326	Dark Mahogany
Y327	Light Oak
Y328	Mahogany
Y316	Maple
Y329	Medium Oak
Y323	Medium Walnut

V1 - Techwood Closed Pore

Surface with matching synthetic edge:

Options applicable for 1/4" thick worksurfaces with standard flat edge only.

S319	Cherry
S325	Chestnut
S328	Mahogany
S316	Maple
S323	Medium Walnut

V2 Natural Veneer

Closed Pore

V312	Bronzed Cherry
V316	Maple
V411	Light Walnut
V415	Peacock Green Walnut
V417	Old English Walnut
V418	Smoked Walnut
V433	Light Fawn Cherry
V436	Medium Brown Cherry

(all above V2's are flat cut)

V421	Chalk Oak
V423	Light Oak
V425	Amber Oak
V427	Brown Oak

(all V2 Oak's are quarter cut)

V2 Natural Veneer with synthetic edge

Options applicable for 1/4" thick worksurfaces with standard flat edge only.

Flat Cut:

R314	Dark Cherry
R313	Burnt Walnut
R319	Medium Cherry
R315	Light Cherry
R316	Light Maple
R323	Medium Walnut

Quarter Cut:

R344	Dark Cherry
R345	Light Cherry

V3 Exotic Veneer

V512	Quartered Figure Anigre
V514	Quartered Makore
V515	Quartered Sycamore
V513	Quartered Graphite Oak
V517	Natural Sapele

(all V3's are quarter cut)

Glass Options:

TEMP Clear Tempered

Architectural Glass Options:

GL13	Powder
GL8	Wafer
GL6	Block Matrix

Locks

Black only

Laminate

Matching edge band unless noted otherwise

111	Jet Black
114	Folkstone Grey
117	Soft Grey
118	Bright White
119	Pumice
121	Micro Grey with 114 Folkstone grey edge band
122	Brushed Sand with 119 Pumice edge band
123	Brushed Grey with 128 Fog edge band
128	Fog
129	Micro Sand with 119 Pumice edge band

Paint Classifications:

Upcharge as applicable for paint class noted on applicable product pages

P1

111	Jet Black
112	Brown
113	Dark Grey
114	Folkstone Grey
115	Medium Grey
116	Sandstone
117	Soft Grey

P2

611	Beige Mist Metallic
612	Medium Metallic Grey

P3

118	Bright White
613	Silver

See matrix next page for finishes applicable by component

Mixed Finishes: (where applicable for work surfaces only)

To order mixed finishes, enter four digit finish code as follows:

Use 2 digit prefix to indicate surface finish (laminate)

11	Jet Black
14	Folkstone Grey
17	Soft Grey
18	Bright White
19	Pumice
21	Micro Grey
22	Brushed Sand
23	Brushed Grey
28	Fog
29	Micro Sand

Use 2 digit suffix to indicate edge finish (wood)

11	for Y311
12	for V312
16	for V316, Y316
Y9	for Y319
Y3	for Y323
24	for Y324
25	for Y325
26	for Y326
27	for Y327
28	for Y328
29	for Y329
41	for V431
43	for V433
45	for V415
46	for V436
47	for V417
48	for V418
52	for V512
53	for V513
54	for V514
55	for V515
57	for V517
61	for V411
71	for V421
73	for V423
75	for V425
77	for V427

Example:

For a Micro Grey laminate surface with Bronzed Cherry edge, enter finish code 2112

For a Jet Black laminate surface with Light Maple edge, enter finish code 1116

Fabric Options

Grade 10

Bailey II (W359)
 Broadcloth (W288)
 Foundation (W351)
 Growth Spurt (W692)
 Newbury (W812)
 Solid Crepe (W257)
 Symbolic Detail (W693)
 Tailor Made (W133)
 Versatility (W432)

Grade 15

Regency (W210)

Grade 20

Banyan (W443)
 Bauhaus Block (W296A)
 Circle Line (W1146)
 Clarity (W281)
 Criss Cross (W305)
 Devon (W809)
 Melbourne (W228)
 Outback (W229)
 Reflect (W884)
 Resolution (W280)
 Walkabout (W230)
 Weave Three (W298)

Grade 30

Basket Draft (W249)
 Flow (W565)
 Harmony (W232)
 Interknit (W1090)
 Match Point (W1145)
 Micro (W465)*
 Progression (W403)
 Raku Cloth (W566)
 Relay (W1020) ▲

Grade 35

Saxony Plus (S)

Grade 40

Clarkson (W1218)
 Ornament (W1078)
 Palladium (W1030) ▲
 Sierra (R)

Grade 45

Casual Elegance (W920)
 Dristi (K872)*

**with backing only*

▲ Monolithic panels and tackboards only

The following textiles are approved for use on Reff panels. Consult Knoll representative for pricing:

Grade 50

Knoll Hopsack (K1206)
 Ricochet (W498)

Grade 55

Knoll Felt (K1207)
 Transition (W816)

Customers Own Material

Prices for panels that are to be manufactured with a customer supplied fabric will follow Grade 10 panel pricing.

COM fabrics are subject to a testing charge prior to acceptance for use on Reff panels. Panels bearing COM fabrics are subject to extended leadtimes. It is the responsibility of the customer's purchasing agent to ensure COM fabric is supplied for testing and manufacturing. Delays in receiving COM fabric for manufacturing will result in rescheduled delivery dates.

When specifying panel/fabrics use the following format to denote location on a tiled panel.

Side 1		Side 2
1E	Top of Panel	2E
1D		2D
1C		2C
1B		2B
1A	Bottom of Panel	2A

(Side 1 is always the inside of the workstation.)

Panels with beltway one side: assume the beltway is on SIDE 1 of the panel.

Non-Wood Finishes

Finishes	Panel Tiles, Worksurfaces & Components	Panel Top Trims Window Frames	Panel Base Side Plates	Panel Beltway Side Plates*	Leg and Bases	Interaction Style Legs	Pulls	Grommets
	Jet Black	111	111	111	111	111	111	111
Dark grey	n/a	113	113	113	113	113	n/a	113
Medium grey	n/a	115	115	115	115	115	n/a	115
Soft grey	117	117	117	117	117	117	n/a	117
Folkstone grey	114	114	114	114	114	114	n/a	114
Pumice	119	119	119	119	119	119	n/a	119
Sandstone	n/a	116	116	116	116	116	n/a	116
Brown	n/a	112	112	112	112	112	112	112
Medium metallic grey	n/a	612	612	612	612	612	612	612
Silver	n/a	613	613	613	613	613	613	613
Bright White	118	118	118	118	118	118	118	118
Beige metallic mist	n/a	611	611	611	611	611	611	611
Micro Grey *	121	n/a	n/a	n/a	n/a	n/a	n/a	n/a
Brushed Sand *	122	n/a	n/a	n/a	n/a	n/a	n/a	n/a
Brushed Grey *	123	n/a	n/a	n/a	n/a	n/a	n/a	n/a
Fog	128	n/a	n/a	n/a	n/a	n/a	n/a	n/a
Micro Sand *	129	n/a	n/a	n/a	n/a	n/a	n/a	n/a
Plated Finishes								
Satin brass	n/a	n/a	PZ	n/a	PZ	n/a	PZ	PZ
Brushed pewter	n/a	n/a	PT	n/a	PT	n/a	PT	PT
Polished chrome	n/a	n/a	PD	n/a	PD	n/a	n/a	PD

n/a = not available

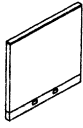
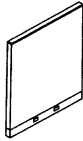
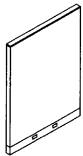
* = matching edge band not available, also not optional for panel tiles or components, worksurfaces only

Reff Panels

Monolithic

34", 42" and 49" high

Standard Specials Systems



description	h	w	pattern no.	lam.	V1	V2	V3
Laminate/Laminate Wood/Wood Regular Accoustics		18"	QR3B0P (LL/11/22/33) 3418 () ()	\$647.	\$736.	\$756.	\$1,021.
		20"	QR3B0P (LL/11/22/33) 3420 () ()	647.	736.	756.	1,021.
		24"	QR3B0P (LL/11/22/33) 3424 () ()	690.	785.	807.	1,089.
		30"	QR3B0P (LL/11/22/33) 3430 () ()	741.	842.	866.	1,169.
		36"	QR3B0P (LL/11/22/33) 3436 () ()	787.	895.	920.	1,242.
		42"	QR3B0P (LL/11/22/33) 3442 () ()	906.	1,031.	1,060.	1,431.
		48"	QR3B0P (LL/11/22/33) 3448 () ()	941.	1,070.	1,101.	1,486.
	18"	QR3B0P (LL/11/22/33) 4218 () ()	572.	651.	671.	906.	
	20"	QR3B0P (LL/11/22/33) 4220 () ()	572.	651.	671.	906.	
	24"	QR3B0P (LL/11/22/33) 4224 () ()	581.	661.	679.	917.	
	30"	QR3B0P (LL/11/22/33) 4230 () ()	697.	792.	816.	1,102.	
	36"	QR3B0P (LL/11/22/33) 4236 () ()	754.	858.	882.	1,191.	
	42"	QR3B0P (LL/11/22/33) 4242 () ()	842.	958.	866.	1,169.	
	48"	QR3B0P (LL/11/22/33) 4248 () ()	921.	1,048.	1,079.	1,457.	
	60"	QR3B0P (LL/11/22/33) 4260 () () *	1,002.	1,141.	1,173.	1,584.	
	66"	QR3B0P (LL/11/22/33) 4266 () () *	1,039.	1,183.	1,218.	1,644.	
	72"	QR3B0P (LL/11/22/33) 4272 () () *	1,075.	1,223.	1,259.	1,700.	
	18"	QR3B0P (LL/11/22/33) 4918 () ()	636.	723.	744.	1,004.	
	20"	QR3B0P (LL/11/22/33) 4920 () ()	636.	723.	744.	1,004.	
	24"	QR3B0P (LL/11/22/33) 4924 () ()	697.	744.	816.	1,102.	
	30"	QR3B0P (LL/11/22/33) 4930 () ()	787.	895.	920.	1,242.	
	36"	QR3B0P (LL/11/22/33) 4936 () ()	849.	966.	993.	1,341.	
	42"	QR3B0P (LL/11/22/33) 4942 () ()	938.	1,067.	1,097.	1,481.	
	48"	QR3B0P (LL/11/22/33) 4948 () ()	1,057.	1,207.	1,237.	1,670.	
	60"	QR3B0P (LL/11/22/33) 4960 () () *	1,143.	1,301.	1,338.	1,806.	
	66"	QR3B0P (LL/11/22/33) 4966 () () *	1,182.	1,345.	1,348.	1,820.	
	72"	QR3B0P (LL/11/22/33) 4972 () () *	1,218.	1,386.	1,425.	1,924.	

Order Code	Specification Information	Application Notes
Example: QR3B0PLL3418-A4K	<i>To order please specify pattern number including:</i>	
QR3 Reff Generation 3 Special	1. Top trim profile	1. Top trim profile: A = Flat B = Square C = Bullnose E = Extruded aluminum, anodized finish only
B0 No Beltway	2. Base height	2. Base height: 4 = 4" base height 6 = 6" base height (add \$43 per panel for this option)
P Monolithic panel	3. Knockout option (K = with knockouts, N = without knockouts)	
LL Laminage on both sides	4. Panel side 1 finish(s) inside	
34 34" high	5. Panel side 2 finish(s) outside	
18 18" wide	6. Top trim finish	
(A) Flat style top trim	7. Base finish	
(4) 4" base height	8. <i>Optional:</i> specify (M) for panel frame to be milled for ported components. \$13 list upcharge applicable	Applicable finishes are listed on page 87 and 88.
(K) Include knockouts in base		
118 Laminate selection - side 1		All panels on this page accept stacking modules except those indicated with an asterisk.
118 Laminate selection - side 2		6" Raceway option increases panel height by 2 ³ / ₄ ".
V316 Maple (top trim finish)		All panels on this page have no high acoustical option or Beltway option.
118 Bright White (base finish)		Product on this page can be attached to posts 34"H, other 34", 42", 49", 64", and 79" panels without beltway. To attach 34"H panels to Beltway posts over 34"H, order appropriate attachment kit from standard Reff price list.
		79"H hookstrip reveal strips are ordered separately from page the standard Reff price list at no charge.
		* These panel widths do not accept stacking modules.

Reff Panels

Monolithic

64" and 79" high

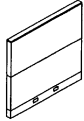
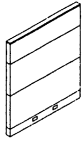
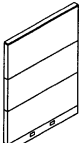
description	h	w	pattern no.	lam.	V1	V2	V3
Laminate/Laminate Wood/Wood Regular Accoustics		18"	QR3B0P (LL/11/22/33) 6418 () ()	\$756.	\$861.	\$884.	\$1,193.
		20"	QR3B0P (LL/11/22/33) 6420 () ()	756.	861.	884.	1,193.
		24"	QR3B0P (LL/11/22/33) 6424 () ()	826.	940.	967.	1,305.
		30"	QR3B0P (LL/11/22/33) 6430 () ()	936.	1,066.	1,096.	1,480.
		36"	QR3B0P (LL/11/22/33) 6436 () ()	1,010.	1,149.	1,183.	1,597.
		42"	QR3B0P (LL/11/22/33) 6442 () ()	1,119.	1,273.	1,311.	1,770.
		48"	QR3B0P (LL/11/22/33) 6448 () ()	1,260.	1,434.	1,476.	1,993.
		60"	QR3B0P (LL/11/22/33) 6460 () () *	1,365.	1,553.	1,597.	2,156.
		66"	QR3B0P (LL/11/22/33) 6466 () () *	1,412.	1,607.	1,653.	2,232.
		72"	QR3B0P (LL/11/22/33) 6472 () () *	1,459.	1,660.	1,708.	2,306.
		18"	QR3B0P (LL/11/22/33) 7918 () () *	953.	1,084.	1,116.	1,507.
		20"	QR3B0P (LL/11/22/33) 7920 () () *	953.	1,081.	1,116.	1,507.
		24"	QR3B0P (LL/11/22/33) 7924 () () *	1,043.	1,186.	1,221.	1,648.
		30"	QR3B0P (LL/11/22/33) 7930 () () *	1,043.	1,340.	1,378.	1,860.
		36"	QR3B0P (LL/11/22/33) 7936 () () *	1,281.	1,457.	1,500.	2,025.
		42"	QR3B0P (LL/11/22/33) 7942 () () *	1,418.	1,614.	1,660.	2,241.
		48"	QR3B0P (LL/11/22/33) 7948 () () *	1,585.	1,804.	1,855.	2,504.
		60"	QR3B0P (LL/11/22/33) 7960 () () *	1,707.	1,941.	1,998.	2,697.
		66"	QR3B0P (LL/11/22/33) 7966 () () *	1,742.	1,982.	2,038.	2,751.
		72"	QR3B0P (LL/11/22/33) 7972 () () *	1,774.	2,020.	2,081.	2,809.

Order Code	Specification Information	Application Notes
Example: QR3B0PLL3418-A4K	<i>To order please specify pattern number including:</i>	1. Top trim profile: A = Flat B = Square C = Bullnose E = Extruded aluminum, anodized finish only
QR3 Reff Generation 3 Special	1. Top trim profile	All panels on this page accept stacking modules.
B0 No Beltway	2. Base height	6" Raceway option increases panel height by 2 3/4".
P Monolithic panel	3. Knockout option (K = with knockouts, N = without knockouts)	All panels on this page have no high acoustical option or Beltway option except those indicated with an asterisk.
LL Laminate on both sides	4. Panel side 1 finish(s) inside	Product on this page can be attached to posts 34"H, other 34", 42", 49", 64", and 79" panels without beltway. To attach 34"H panels to Beltway posts over 34"H, order appropriate attachment kit from the standard Reff price list.
34 34" high	5. Panel side 2 finish(s) outside	79"H hookstrip reveal strips are ordered separately from page standard Reff price list at no charge.
18 18" wide	6. Top trim finish	
(A) Flat style top trim	7. Base finish	
(4) 4" base height	8. <i>Optional:</i> specify (M) for panel frame to be milled for ported components. \$13 list upcharge applicable	
(K) Include knockouts in base		
118 Laminate selection - side 1		
118 Laminate selection - side 2		
V316 Maple (top trim finish)		
118 Bright White (base finish)		

Reff Panels

Tiled

34", 42" and 49" High

description	h	w	pattern no.	lam.	V1	V2	V3
Laminate/Laminate Wood/Wood Regular Accoustics		18"	QR3B0T (LL/11/22/33) 3418 () ()	\$789.	\$819.	\$843.	\$1,138.
		20"	QR3B0T (LL/11/22/33) 3420 () ()	789.	819.	843.	1,138.
		24"	QR3B0T (LL/11/22/33) 3424 () ()	841.	875.	900.	1,215.
		30"	QR3B0T (LL/11/22/33) 3430 () ()	895.	931.	957.	1,292.
		36"	QR3B0T (LL/11/22/33) 3436 () ()	946.	985.	1,013.	1,368.
		42"	QR3B0T (LL/11/22/33) 3442 () ()	1,078.	1,120.	1,153.	1,557.
		48"	QR3B0T (LL/11/22/33) 3448 () ()	1,112.	1,156.	1,189.	1,605.
	42"	18"	QR3B0T (LL/11/22/33) 4218 () ()	884.	920.	946.	1,277.
		20"	QR3B0T (LL/11/22/33) 4220 () ()	884.	920.	946.	1,277.
		24"	QR3B0T (LL/11/22/33) 4224 () ()	940.	977.	1,005.	1,357.
		30"	QR3B0T (LL/11/22/33) 4230 () ()	1,004.	1,045.	1,074.	1,450.
		36"	QR3B0T (LL/11/22/33) 4236 () ()	1,060.	1,103.	1,134.	1,531.
		42"	QR3B0T (LL/11/22/33) 4242 () ()	1,183.	1,231.	1,265.	1,708.
		48"	QR3B0T (LL/11/22/33) 4248 () ()	1,240.	1,289.	1,327.	1,791.
	49"	18"	QR3B0T (LL/11/22/33) 4918 () ()	990.	1,029.	1,059.	1,430.
		20"	QR3B0T (LL/11/22/33) 4920 () ()	990.	1,029.	1,059.	1,430.
		24"	QR3B0T (LL/11/22/33) 4924 () ()	1,049.	1,092.	1,122.	1,515.
		30"	QR3B0T (LL/11/22/33) 4930 () ()	1,122.	1,168.	1,201.	1,621.
		36"	QR3B0T (LL/11/22/33) 4936 () ()	1,183.	1,231.	1,265.	1,708.
		42"	QR3B0T (LL/11/22/33) 4942 () ()	1,320.	1,373.	1,412.	1,906.
		48"	QR3B0T (LL/11/22/33) 4948 () ()	1,387.	1,442.	1,485.	2,005.

Order Code

Example: QR3B0TFF3418-A4K	
QR3	Reff Generation 3 Special
B0	No Beltway
T	Tiled panel
FF	Fabric on both sides
34	34" high
18	18" wide
A	Flat style top trim
4	4" base height
K	Include knockouts in base
W281	Fabric selection - side 1
W281	Fabric selection - side 2
V316	Maple (top trim finish)
111	Jet Black (base finish)

Specification Information

To order please specify pattern number including:

1. Top trim profile
2. Base height
3. Knockout option (K = with knockouts, N = without knockouts)
4. Panel side 1 finish(s) inside
5. Panel side 2 finish(s) outside
6. Top trim finish
7. Base finish
8. *Optional:* specify (M) for panel frame to be milled for ported components. \$13 list upcharge applicable

1. *Top trim profile:*
A = Flat
B = Square
C = Bullnose
E = Extruded Aluminum, anodized finish only

2. *Base height:*
4 = 4" base height
6 = 6" base height (add \$43 per panel)

3. *Tile divider: (E option) applies to both sides*

34"h add per panel:
\$26 for 18w and 20w
\$28 for 24w and 30w
\$30 for 36w and 42w
\$40 for 48w

42"h add per panel:
\$48 for 18w and 20w
\$54 for 24w and 30w
\$64 for 36w and 42w
\$80 for 48w

49"h add per panel:
\$48 for 18w and 20w
\$54 for 24w and 30w
\$64 for 36w and 42w
\$80 for 48w

All panels on this page accept stacking modules.

6" Raceway option increases panel height by 2 3/4".

Applicable finishes are listed on page 87 and 88.

Application Notes

All panels on this page have no high acoustical option or Beltway option. Product on this page can be attached to posts 34"H, other 34", 42", 49", 64", and 79" panels without beltway. To attach 34" high panels to Beltway posts, order appropriate attachment kits from page standard Reff price list.


The panels on this page will accept stacking modules to increase their height on 18" to 48"W panels only. The 60" to 72"W panels will not accept stacking modules on top of themselves.

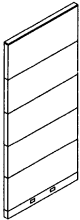
79"H hookstrip reveal strips are ordered separately from standard Reff price list at no charge.

Reff Panels

Tiled

64" and 79" High

description	h	w	pattern no.	lam.	V1	V2	V3
Laminate/Laminate Wood/Wood Regular Accoustics		18"	QR3B0T (LL/11/22/33) 6418 () ()	\$1,157.	\$1,204.	\$1,238.	\$1,671.
		20"	QR3B0T (LL/11/22/33) 6420 () ()	1,157.	1,204.	1,238.	1,671.
		24"	QR3B0T (LL/11/22/33) 6424 () ()	1,226.	1,276.	1,313.	1,773.
		30"	QR3B0T (LL/11/22/33) 6430 () ()	1,307.	1,360.	1,398.	1,887.
		36"	QR3B0T (LL/11/22/33) 6436 () ()	1,377.	1,433.	1,475.	1,991.
		42"	QR3B0T (LL/11/22/33) 6442 () ()	1,545.	1,607.	1,653.	2,232.
		48"	QR3B0T (LL/11/22/33) 6448 () ()	1,620.	1,685.	1,734.	2,341.

	18"	QR3B0T (LL/11/22/33) 7918 () ()	1,440.	1,498.	1,540.	2,079.
	20"	QR3B0T (LL/11/22/33) 7920 () ()	1,440.	1,498.	1,540.	2,079.
	24"	QR3B0T (LL/11/22/33) 7924 () ()	1,523.	1,583.	1,629.	2,199.
	30"	QR3B0T (LL/11/22/33) 7930 () ()	1,596.	1,660.	1,708.	2,306.
	36"	QR3B0T (LL/11/22/33) 7936 () ()	1,676.	1,743.	1,793.	2,421.
	42"	QR3B0T (LL/11/22/33) 7942 () ()	1,874.	1,950.	2,006.	2,708.
	48"	QR3B0T (LL/11/22/33) 7948 () ()	1,959.	2,037.	2,097.	2,831.

Order Code

Example: QR3B0TFF3418-A4K	
QR3	Reff Generation 3 Special
B0	No Beltway
T	Tiled panel
FF	Fabric on both sides
34	34" high
18	18" wide
A	Flat style top trim
4	4" base height
K	Include knockouts in base
W281	Fabric selection - side 1
W281	Fabric selection - side 2
V316	Maple (top trim finish)
111	Jet Black (base finish)

To order please specify pattern number including:

1. Top trim profile
2. Base height
3. Knockout option
(K = with knockouts,
N = without knockouts)
4. Panel side 1 finish(s) inside
5. Panel side 2 finish(s) outside
6. Top trim finish
7. Base finish
8. *Optional:* specify (M) for panel frame to be milled for ported components. \$13 list upcharge applicable

1. *Top trim profile:*

A = Flat
B = Squares
C = Bullnose
E = Extruded Aluminum, anodized finish only

2. *Base height:*

4 = 4" base height
6 = 6" base height (add \$43 per panel)

3. *Tile divider: (E option) applies to both sides*

64" h add per panel:
\$74 for 18w and 20w
\$82 for 24w and 30w
\$92 for 36w and 42w
\$120 for 48w

79" h add per panel:
\$94 for 18w and 20w
\$110 for 24w and 30w
\$120 for 36w and 42w
\$164 for 48w

All panels on this page accept stacking modules.

6" Raceway option increases panel height by 2 3/4".

Applicable finishes are listed on page 87 and 88.

Application Notes

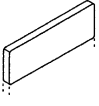
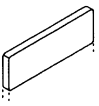

All panels on this page have no high acoustical option or Beltway option. Product on this page can be attached to posts 34"H, other 34", 42", 49", 64", and 79" panels without beltway. To attach 34" high panels to Beltway posts, order appropriate attachment kits from the standard Reff price list.

The panels on this page will accept stacking modules to increase their height on 18" to 48"W panels only. The 60" to 72"W panels will not accept stacking modules on top of themselves.

79"H hookstrip reveal strips are ordered separately from the standard Reff price list at no charge.

Reff Panels

Stacking modules and Slatwall

description	height	width	pattern no.	lam.	AA	V1	V2	V3
Laminate/Laminate *,**	8"	18"	QR3S (LL/11/22/33) 0818 () ()	\$254.		\$264.	\$271.	\$366.
Wood/Wood	8"	20"	QR3S (LL/11/22/33) 0820 () ()	254.		264.	271.	366.
Regular Accoustics	8"	24"	QR3S (LL/11/22/33) 0824 () ()	264.		275.	281.	379.
	8"	30"	QR3S (LL/11/22/33) 0830 () ()	291.		303.	311.	420.
	8"	36"	QR3S (LL/11/22/33) 0836 () ()	322.		335.	345.	466.
	8"	42"	QR3S (LL/11/22/33) 0842 () ()	347.		361.	371.	501.
	8"	48"	QR3S (LL/11/22/33) 0848 () ()	373.		387.	399.	539.
Laminate/Laminate *	15"	18"	QR3S (LL/11/22/33) 1518 () ()	341.		354.	365.	493.
Wood/Wood	15"	20"	QR3S (LL/11/22/33) 1520 () ()	341.		354.	365.	493.
Regular Accoustics	15"	24"	QR3S (LL/11/22/33) 1524 () ()	358.		372.	383.	517.
	15"	30"	QR3S (LL/11/22/33) 1530 () ()	396.		411.	423.	571.
	15"	36"	QR3S (LL/11/22/33) 1536 () ()	432.		449.	462.	624.
	15"	42"	QR3S (LL/11/22/33) 1542 () ()	470.		489.	504.	680.
	15"	48"	QR3S (LL/11/22/33) 1548 () ()	505.		525.	540.	729.
Slatwall	15"	18"	QR2 SLAT 1518 ()	192.	228.			
	15"	20"	QR2 SLAT 1520 ()	204.	240.			
	15"	24"	QR2 SLAT 1524 ()	221.	259.			
	15"	30"	QR2 SLAT 1530 ()	266.	313.			
	15"	36"	QR2 SLAT 1536 ()	295.	348.			
	15"	42"	QR2 SLAT 1542 ()	342.	404.			
	15"	48"	QR2 SLAT 1548 ()	386.	456.			

Available in anodized aluminum (AA)& painted finishes
Screws directly to panel frame

Order Code

Example: QR3SLL0820
QR3 Reff Generation 3
S Stacking module
LL Laminate/Laminate
08 8" high
20 20" wide
118 Laminate selection - side 1
118 Laminate selection - side 2

Specification Information

To order please specify:

1. Pattern number including height and width
2. Panel side 1 finish
3. Panel side 2 finish

Application Notes

* Not for use on 79"H panels.

* * Suitable only for top of any panel. Cannot be stacked upon.

8" module will not accept additional modules on top.

Use of 8" module on panel heights other than 34"h will require custom end trims and Hi-Lo parts.

Stacking modules on this page are high acoustic with a hard board septum and fiberglass.

Reff Panels

Midspan Off-set T-connectors

Standard Specials Systems

description	h	pattern no.	list
Mid-Span Connector	42"	QS9G5875	\$295.
To be used with Generation 3 panels only	49"	QS9G5498	317.
	64"	QS9G5499	414.
	79"	QS9G5876	447.
<i>attach mid-span of panel</i>			
Mid-Span Connector	42"	QS994873	408.
	49"	QS9A8003	431.
	64"	QS9A8002	465.
	79"	QS9B2960	499.
<i>attach at hookstrip</i>			

Order Code

Specification Information

Application Notes

To be used in creating a panel run for visual separation only. Panels running off **T-Connectors** are **not loadbearing!**

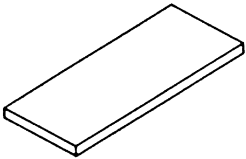
Spine panel must be 1 piece and not a stackable creation.

Perpendicular panel can be 1 piece made of stackable modules.

Reff Worksurfaces

1 1/4" thick straight rectilinear

Standard Specials Systems

description	d	w	pattern no.	L	M/V1	V2	V3
Straight rectilinear work top 	20"	16"	QRSA161-N-() *	\$406.	\$444.	\$510.	\$689.
		102"	QRSA1021-() ()	756.	826.	951.	1,284.
		108"	QRSA1081-() ()	783.	856.	984.	1,328.
		114"	QRSA1141-() ()	808.	883.	1,016.	1,372.
		120"	QRSA1201-() ()	837.	916.	1,053.	1,422.
	24"	16"	QRSA162-N-() *	422.	461.	531.	717.
		102"	QRSA1022-() ()	840.	919.	1,057.	1,427.
		108"	QRSA1082-() ()	869.	951.	1,093.	1,476.
		114"	QRSA1142-() ()	895.	979.	1,125.	1,519.
		120"	QRSA1202-() ()	922.	1,008.	1,159.	1,565.
	30"	16"	QRSA163-N-() *	459.	503.	577.	779.
		102"	QRSA1023-() ()	905.	990.	1,138.	1,536.
		108"	QRSA1083-() ()	941.	1,030.	1,184.	1,598.
		114"	QRSA1143-() ()	976.	1,068.	1,228.	1,658.
		120"	QRSA1203-() ()	1,016.	1,110.	1,277.	1,724.
	36"	48"	QRSA484-() ()	800.	875.	1,006.	1,358.
		54"	QRSA544-() ()	812.	888.	1,020.	1,377.
		78"	QRSA784-() ()	902.	987.	1,135.	1,532.
		84"	QRSA844-() ()	937.	1,025.	1,178.	1,590.
		90"	QRSA904-() ()	972.	1,064.	1,223.	1,651.
		96"	QRSA964-() ()	1,011.	1,106.	1,271.	1,716.
		102"	QRSA1024-() ()	1,046.	1,145.	1,316.	1,777.
		108"	QRSA1084-() ()	1,083.	1,184.	1,361.	1,837.
		114"	QRSA1144-() ()	1,122.	1,227.	1,410.	1,904.
		120"	QRSA1204-() ()	1,158.	1,266.	1,456.	1,966.

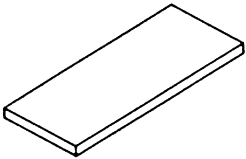
* For creating freestanding pedestal using standard Reff pedestal. Counterweights must be ordered separately.

Order Code	Specification Information	Application Notes
Example: QRSA903RL	<i>To order please specify pattern number including:</i>	Products on this page are shipped without hardware which must be ordered separately from the support components section.
QR Reff Standard Special	1. Top thickness	
S Straight top	2. Grommet option	1 1/4" tops require support at mid point to reduce spans to 48" or less.
A 1 1/4" thick	3. Top finish type	
90 90" wide	4. Top finish	Applicable finishes are listed on page 87 and 88.
3 30" deep	5. Grommet finish	
R Recessed grommet location	<i>1. Thickness options:</i> A = 1 1/4"	Knoll accepts no responsibility for special grommet locations which interfere with support or other hardware. All requests for special grommet locations must be approved through custom product development.
L Laminate finish	<i>2. Grommet options:</i> N = No grommets	
114 Folkstone grey	F = Flush front grommet location	Actual widths of worksurfaces are 1/16" less than nominal dimension. Actual depth is 1/8" less.
111 Jet Black (grommet)	R = Recessed front (not recommended for 20"D and 24"D tops)	

Reff Worksurfaces

1 1/4" thick straight rectilinear + Post

Standard Specials Systems

description	d	w	pattern no.	lam.	M/V1	V2	V3
Straight rectilinear work top + Post 	20"	26 1/2"	QRSAP261-()()	\$446.	\$487.	\$561.	\$757.
		32 1/2"	QRSAP321-()()	473.	517.	595.	803.
		38 1/2"	QRSAP381-()()	491.	537.	617.	833.
		44 1/2"	QRSAP441-()()	514.	562.	647.	873.
		50 1/2"	QRSAP501-()()	536.	586.	674.	910.
		56 1/2"	QRSAP561-()()	578.	631.	727.	981.
		62 1/2"	QRSAP621-()()	592.	648.	745.	1,006.
		68 1/2"	QRSAP681-()()	623.	681.	784.	1,058.
		74 1/2"	QRSAP741-()()	631.	691.	794.	1,072.
		80 1/2"	QRSAP801-()()	672.	734.	845.	1,141.
		86 1/2"	QRSAP861-()()	701.	767.	882.	1,191.
		92 1/2"	QRSAP921-()()	728.	796.	916.	1,237.
		98 1/2"	QRSAP981-()()	756.	826.	951.	1,284.
		104 1/2"	QRSAP1041-()()	782.	854.	983.	1,327.
	110 1/2"	QRSAP1101-()()	809.	884.	1,017.	1,373.	
	24"	26 1/2"	QRSAP262-()()	484.	530.	609.	822.
		32 1/2"	QRSAP322-()()	502.	548.	630.	851.
		38 1/2"	QRSAP382-()()	520.	569.	654.	883.
		44 1/2"	QRSAP442-()()	555.	608.	699.	944.
		50 1/2"	QRSAP502-()()	593.	649.	746.	1,007.
		56 1/2"	QRSAP562-()()	637.	696.	800.	1,080.
		62 1/2"	QRSAP622-()()	657.	719.	826.	1,115.
		68 1/2"	QRSAP682-()()	687.	752.	864.	1,166.
		74 1/2"	QRSAP742-()()	719.	786.	904.	1,220.
		80 1/2"	QRSAP802-()()	747.	817.	939.	1,268.
		86 1/2"	QRSAP862-()()	785.	858.	987.	1,332.
		92 1/2"	QRSAP922-()()	808.	883.	1,016.	1,372.
		98 1/2"	QRSAP982-()()	840.	919.	1,057.	1,427.
		104 1/2"	QRSAP1042-()()	866.	948.	1,089.	1,470.
	110 1/2"	QRSAP1102-()()	896.	980.	1,127.	1,521.	
	30"	26 1/2"	QRSAP263-()()	524.	573.	660.	891.
		32 1/2"	QRSAP323-()()	561.	614.	706.	953.
		38 1/2"	QRSAP383-()()	588.	643.	740.	999.

Order Code

Example:	QRSAP263RL
QR	Reff Standard Special
S	Straight top
A	1 1/4" thick
P	Post
26	26 1/2" wide
3	30" deep
R	Recessed grommet location
L	Laminate finish
114	Folkstone grey
111	Jet Black (grommet)

Specification Information

To order please specify pattern number including:

1. Top thickness
2. Grommet option
3. Top finish type
4. Top finish
5. Grommet finish

1. Thickness options:
A = 1 1/4"

2. Grommet options:
N = No grommets
F = Flush front grommet location
R = Recessed front (not recommended for 20"D and 24"D tops)

Application Notes

Products on this page are shipped without hardware which must be ordered separately from the support components section.

1 1/4" tops require support at mid point to reduce spans to 48" or less.

Applicable finishes are listed on page 87 and 88.

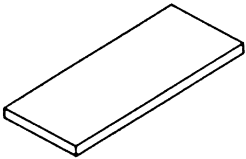
Knoll accepts no responsibility for special grommet locations which interfere with support or other hardware. All requests for special grommet locations must be approved through custom product development.

Actual widths of worksurfaces are 1/16" less than nominal dimension. Actual depth is 1/8" less.

Reff Worksurfaces

1 1/4" thick straight rectilinear + Post

Standard Specials Systems

description	d	w	pattern no.	lam.	M/V1	V2	V3
Straight rectilinear work top + Post 	30"	44 1/2"	QRSAP443-() ()	\$627.	\$686.	\$788.	\$1,064.
		50 1/2"	QRSAP503-() ()	679.	742.	853.	1,152.
		56 1/2"	QRSAP563-() ()	703.	769.	885.	1,195.
		62 1/2"	QRSAP623-() ()	717.	784.	901.	1,216.
		68 1/2"	QRSAP683-() ()	736.	806.	926.	1,250.
		74 1/2"	QRSAP743-() ()	770.	843.	969.	1,308.
		80 1/2"	QRSAP803-() ()	799.	874.	1,005.	1,357.
		86 1/2"	QRSAP863-() ()	839.	918.	1,056.	1,426.
		92 1/2"	QRSAP923-() ()	866.	948.	1,089.	1,470.
		98 1/2"	QRSAP983-() ()	904.	989.	1,137.	1,535.
		104 1/2"	QRSAP1043-() ()	941.	1,030.	1,184.	1,598.
		110 1/2"	QRSAP1103-() ()	980.	1,071.	1,231.	1,662.

Order Code

Example:	QRSAP263RL
QR	Reff Standard Special
S	Straight top
A	1 1/4" thick
P	Post
26	26 1/2" wide
3	30" deep
R	Recessed grommet location
L	Laminate finish
114	Folkstone grey
111	Jet Black (grommet)

Specification Information

To order please specify pattern number including:

1. Top thickness
2. Grommet option
3. Top finish type
4. Top finish
5. Grommet finish

1. Thickness options:
A = 1 1/4"

2. Grommet options:
N = No grommets
F = Flush front grommet location
R = Recessed front (not recommended for 20"D and 24"D tops)

3. Finish type:
L = Laminate
M = Wood/laminate mixed
1 = V1
2 = V2
3 = V3

Applicable finishes are listed on page 87 and 88.

Knoll accepts no responsibility for special grommet locations which interfere with support or other hardware. All requests for special grommet locations must be approved through custom product development.

Actual widths of worksurfaces are 1/16" less than nominal dimension. Actual depth is 1/8" less.

Application Notes

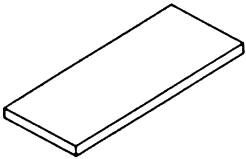
Products on this page are shipped without hardware which must be ordered separately from the support components section.

1 1/4" tops require support at mid point to reduce spans to 48" or less.

Reff Worksurfaces

1 3/4" thick straight rectilinear

Standard Specials Systems

description	d	w	pattern no.	lam.	M/V1	V2	V3
Straight rectilinear work top 	20"	16"	QRSB161-N-()*	\$524.	\$760.	\$875.	\$1,181.
		102"	QRSB1021-()()	1,021.	1,482.	1,704.	2,300.
		108"	QRSB1081-()()	1,064.	1,544.	1,775.	2,396.
		114"	QRSB1141-()()	1,107.	1,607.	1,848.	2,495.
		120"	QRSB1201-()()	1,152.	1,671.	1,921.	2,593.
	24"	16"	QRSB162-N-()*	546.	792.	911.	1,230.
		102"	QRSB1022-()()	1,078.	1,565.	1,800.	2,430.
		108"	QRSB1082-()()	1,127.	1,635.	1,880.	2,538.
		114"	QRSB1142-()()	1,170.	1,698.	1,953.	2,637.
		120"	QRSB1202-()()	1,217.	1,766.	2,032.	2,743.
	30"	16"	QRSB163-N-()*	460.	668.	768.	1,037.
		102"	QRSB1023-()()	1,136.	1,648.	1,895.	2,558.
		108"	QRSB1083-()()	1,182.	1,715.	1,973.	2,664.
		114"	QRSB1143-()()	1,227.	1,780.	2,047.	2,763.
		120"	QRSB1203-()()	1,263.	1,832.	2,108.	2,846.
	36"	48"	QRSB484-()()	936.	1,358.	1,563.	2,110.
		54"	QRSB544-()()	963.	1,397.	1,607.	2,169.
		78"	QRSB784-()()	1,130.	1,640.	1,886.	2,546.
		84"	QRSB844-()()	1,206.	1,750.	2,012.	2,716.
		90"	QRSB904-()()	1,281.	1,860.	2,138.	2,886.
		96"	QRSB964-()()	1,359.	1,971.	2,267.	3,060.
		102"	QRSB1024-()()	1,435.	2,082.	2,395.	3,233.
		108"	QRSB1084-()()	1,511.	2,192.	2,521.	3,403.
		114"	QRSB1144-()()	1,587.	2,304.	2,649.	3,576.
		120"	QRSB1204-()()	1,666.	2,416.	2,779.	3,752.

* For creating freestanding pedestal using standard Reff pedestal. Counterweights must be ordered separately.

Order Code

Example: QRSB903RL	
QR	Reff Standard Special
S	Straight top
B	1 3/4" thick
90	90" wide
3	30" deep
R	Recessed grommet location
L	Laminate finish
114	Folkstone grey
111	Jet Black (grommet)

To order please specify pattern number including:

1. Top thickness
 2. Grommet option
 3. Top finish type
 4. Top finish
 5. Grommet finish
1. Thickness options:
B = 1 3/4"
2. Grommet options:
N = No grommets
F = Flush front grommet location
R = Recessed front (not recommended for 20"D and 24"D tops)

3. Finish type:
L = Laminate
M = Wood/laminate mixed
1 = V1
2 = V2
3 = V3

Applicable finishes are listed on page 87 and 88.

Knoll accepts no responsibility for special grommet locations which interfere with support or other hardware. All requests for special grommet locations must be approved through custom product development.

Actual widths of worksurfaces are 1/16" less than nominal dimension. Actual depth is 1/8" less.

1 3/4" thick laminate option is double post formed front and back, all others are edgebanded.

Products on this page are shipped without hardware which must be ordered separately from the support components section in standard Reff price list.

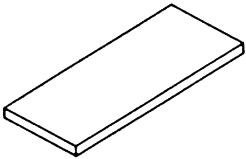
1 3/4" tops require support at mid point to reduce spans to 66" or less.

Mixed finish 1 3/4" tops are not post-formed.

Reff Worksurfaces

1 3/4" thick straight rectilinear + Post

Standard Specials Systems

description	d	w	pattern no.	lam.	M/V1	V2	V3
Straight rectilinear work top + Post 	20"	26 1/2"	QRSBP261-()()	\$548.	\$795.	\$914.	\$1,234.
		32 1/2"	QRSBP321-()()	579.	840.	966.	1,304.
		38 1/2"	QRSBP381-()()	626.	909.	1,045.	1,411.
		44 1/2"	QRSBP441-()()	672.	975.	1,121.	1,513.
		50 1/2"	QRSBP501-()()	707.	1,026.	1,179.	1,592.
		56 1/2"	QRSBP561-()()	741.	1,074.	1,236.	1,669.
		62 1/2"	QRSBP621-()()	774.	1,122.	1,291.	1,743.
		68 1/2"	QRSBP681-()()	804.	1,167.	1,342.	1,812.
		74 1/2"	QRSBP741-()()	849.	1,231.	1,417.	1,913.
		80 1/2"	QRSBP801-()()	892.	1,294.	1,488.	2,009.
		86 1/2"	QRSBP861-()()	932.	1,353.	1,555.	2,099.
		92 1/2"	QRSBP921-()()	976.	1,417.	1,629.	2,199.
		98 1/2"	QRSBP981-()()	1,087.	1,577.	1,813.	2,448.
		104 1/2"	QRSBP1041-()()	1,196.	1,735.	1,996.	2,695.
		110 1/2"	QRSBP1101-()()	1,306.	1,895.	2,179.	2,942.
24"	26 1/2"	QRSBP262-()()	609.	884.	1,016.	1,372.	
	32 1/2"	QRSBP322-()()	636.	923.	1,061.	1,432.	
	38 1/2"	QRSBP382-()()	682.	989.	1,137.	1,535.	
	44 1/2"	QRSBP442-()()	728.	1,056.	1,214.	1,639.	
	50 1/2"	QRSBP502-()()	760.	1,104.	1,268.	1,712.	
	56 1/2"	QRSBP562-()()	794.	1,152.	1,325.	1,789.	
	62 1/2"	QRSBP622-()()	829.	1,203.	1,384.	1,868.	
	68 1/2"	QRSBP682-()()	861.	1,249.	1,436.	1,939.	
	74 1/2"	QRSBP742-()()	904.	1,312.	1,509.	2,037.	
	80 1/2"	QRSBP802-()()	949.	1,376.	1,582.	2,136.	
	86 1/2"	QRSBP862-()()	990.	1,436.	1,652.	2,230.	
	92 1/2"	QRSBP922-()()	1,035.	1,502.	1,727.	2,331.	
	98 1/2"	QRSBP982-()()	1,078.	1,565.	1,799.	2,429.	
	104 1/2"	QRSBP1042-()()	1,126.	1,633.	1,879.	2,537.	
	110 1/2"	QRSBP1102-()()	1,170.	1,698.	1,953.	2,637.	
30"	26 1/2"	QRSBP263-()()	684.	992.	1,140.	1,539.	
	32 1/2"	QRSBP323-()()	711.	1,031.	1,186.	1,601.	
	38 1/2"	QRSBP383-()()	747.	1,083.	1,245.	1,681.	

Order Code

Example:	QRSBP503RL
QR	Reff Standare Special
S	Straight top
B	1 3/4" thick
P	Post
50	24" wide
3	30" deep
R	Recessed grommet location
L	Laminate finish
114	Folkstone grey
111	Jet Black (grommet)

Specification Information

To order please specify pattern number including:

1. Top thickness
2. Grommet option
3. Top finish type
4. Top finish
5. Grommet finish

1. Thickness options:
B = 1 3/4"

2. Grommet options:
N = No grommets
F = Flush front grommet location
R = Recessed front (not recommended for 20"D and 24"D tops)

3. Finish type:
L = Laminate
M = Wood/laminate mixed
1 = V1
2 = V2
3 = V3

Applicable finishes are listed on page 87 and 88.

Knoll accepts no responsibility for special grommet locations which interfere with support or other hardware. All requests for special grommet locations must be approved through custom product development.

Actual widths of worksurfaces are 1/16" less than nominal dimension. Actual depth is 1/8" less.

Application Notes

1 3/4" thick laminate option is double post formed front and back, all others are edgebanded.

Products on this page are shipped without hardware which must be ordered separately from the support components section in standard Reff price list.

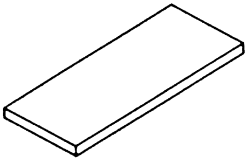
1 3/4" tops require support at mid point to reduce spans to 66" or less.

Mixed finish 1 3/4" tops are not post-formed.

Reff Worksurfaces

1 3/4" thick straight rectilinear + Post

Standard Specials Systems

description	d	w	pattern no.	lam.	M/V1	V2	V3
Straight rectilinear work top + Post 	30"	44 1/2"	QRSBP443-()()	\$786.	\$1,140.	\$1,312.	\$1,771.
		50 1/2"	QRSBP503-()()	820.	1,189.	1,368.	1,847.
		56 1/2"	QRSBP563-()()	851.	1,235.	1,420.	1,917.
		62 1/2"	QRSBP623-()()	883.	1,280.	1,473.	1,989.
		68 1/2"	QRSBP683-()()	917.	1,331.	1,530.	2,066.
		74 1/2"	QRSBP743-()()	961.	1,395.	1,604.	2,165.
		80 1/2"	QRSBP803-()()	1,006.	1,460.	1,679.	2,267.
		86 1/2"	QRSBP863-()()	1,045.	1,517.	1,745.	2,356.
		92 1/2"	QRSBP923-()()	1,090.	1,582.	1,819.	2,456.
		98 1/2"	QRSBP983-()()	1,136.	1,647.	1,895.	2,558.
		104 1/2"	QRSBP1043-()()	1,182.	1,715.	1,972.	2,662.
		110 1/2"	QRSBP1103-()()	1,227.	1,779.	2,047.	2,763.

Order Code

Example:	QRSBP503RL
QR	Reff Standare Special
S	Straight top
B	1 3/4" thick
P	Post
50	24" wide
3	30" deep
R	Recessed grommet location
L	Laminate finish
114	Folkstone grey
111	Jet Black (grommet)

Specification Information

To order please specify pattern number including:

1. Top thickness
2. Grommet option
3. Top finish type
4. Top finish
5. Grommet finish

1. Thickness options:
B = 1 3/4"

2. Grommet options:
N = No grommets
F = Flush front grommet location
R = Recessed front (not recommended for 20"D and 24"D tops)

3. Finish type:
L = Laminate
M = Wood/laminate mixed
1 = V1
2 = V2
3 = V3

Applicable finishes are listed on page 87 and 88.

Knoll accepts no responsibility for special grommet locations which interfere with support or other hardware. All requests for special grommet locations must be approved through custom product development.

Actual widths of worksurfaces are 1/16" less than nominal dimension. Actual depth is 1/8" less.

Application Notes

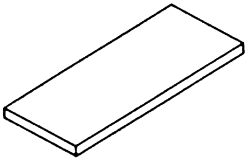
1 3/4" thick laminate option is double post formed front and back, all others are edgebanded.

Products on this page are shipped without hardware which must be ordered separately from the support components section in standard Reff price list.

1 3/4" tops require support at mid point to reduce spans to 66" or less.

Mixed finish 1 3/4" tops are not post-formed.

Reff Worksurfaces
for calibre file
1 1/4" thick

description	d	w	pattern no.	lam.	M/V1	V2	V3
File top, 1 1/4" thick 	18"	30"	QRSAC3018-()()	\$381.	\$416.	\$479.	\$647.
		36"	QRSAC3618-()()	399.	436.	501.	676.
		42"	QRSAC4218-()()	413.	452.	520.	702.
		48"	QRSAC4818-()()	435.	475.	547.	738.
		54"	QRSAC5418-()()	459.	503.	578.	780.
		60"	QRSAC6018-()()	476.	520.	599.	809.
		66"	QRSAC6618-()()	492.	538.	618.	834.
		72"	QRSAC7218-()()	509.	556.	639.	863.
		78"	QRSAC7818-()()	530.	579.	666.	899.
		84"	QRSAC8418-()()	542.	592.	681.	919.
	90"	QRSAC9018-()()	564.	617.	710.	959.	
	96"	QRSAC9618-()()	589.	644.	741.	1,000.	
	102"	QRSAC10218-()()	617.	674.	775.	1,046.	
	108"	QRSAC10818-()()	639.	697.	803.	1,084.	
	36"	36"	QRSAC3636-()()	494.	540.	622.	840.
		42"	QRSAC4236-()()	516.	564.	649.	876.
		54"	QRSAC5436-()()	595.	651.	748.	1,010.
		60"	QRSAC6036-()()	643.	703.	808.	1,091.
		66"	QRSAC6636-()()	666.	729.	838.	1,131.
		72"	QRSAC7236-()()	682.	745.	857.	1,157.
78"		QRSAC7836-()()	713.	780.	897.	1,211.	
84"		QRSAC8436-()()	747.	815.	939.	1,268.	
90"	QRSAC9036-()()	782.	856.	983.	1,327.		

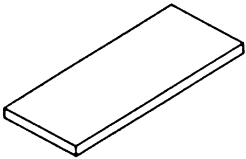
Order Code	
Example: QRSAC3018	
QR	Reff Standard Special
S	Straight top
A	1 1/4" thick
C	For calibre file
30	30" wide
18	18" deep
L	Laminate finish
114	Folkstone grey

Specification Information
To order please specify pattern number including:
1. Top thickness
2. Top finish type
3. Top finish
1. Thickness options: A = 1 1/4" B = 1 3/4"
3. Finish type: L = Laminate M = Wood/laminate mixed 1 = V1 2 = V2 3 = V3

Application Notes
1 3/4" thick laminate option is double post formed front and back, all others are edgebanded.
Products on this page are exact width and depth and have no grommet or drilling.
Mixed finish 1 3/4" tops are not post-formed.

Applicable finishes are listed on page 87 and 88.

Reff Worksurfaces
for calibre file
1 3/4" thick

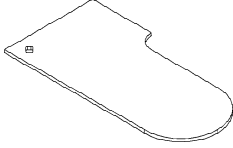
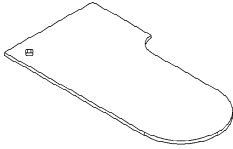
description	d	w	pattern no.	lam.	M/V1	V2	V3
File top, 1 3/4" thick 	18"	30"	QRSBC3018-()()	\$455.	\$661.	\$760.	\$1,026.
		36"	QRSBC3618-()()	477.	692.	796.	1,075.
		42"	QRSBC4218-()()	510.	739.	850.	1,148.
		48"	QRSBC4818-()()	538.	780.	897.	1,211.
		54"	QRSBC5418-()()	567.	822.	945.	1,276.
		60"	QRSBC6018-()()	592.	860.	989.	1,335.
		66"	QRSBC6618-()()	620.	899.	1,034.	1,396.
		72"	QRSBC7218-()()	639.	926.	1,065.	1,438.
		78"	QRSBC7818-()()	671.	973.	1,119.	1,511.
		84"	QRSBC8418-()()	699.	1,016.	1,167.	1,575.
		90"	QRSBC9018-()()	729.	1,058.	1,216.	1,642.
		96"	QRSBC9618-()()	765.	1,111.	1,278.	1,725.
		102"	QRSBC10218-()()	803.	1,166.	1,341.	1,810.
		108"	QRSBC10818-()()	843.	1,223.	1,406.	1,898.
	36"	36"	QRSBC3636-()()	571.	828.	953.	1,287.
		42"	QRSBC4236-()()	596.	864.	994.	1,342.
		54"	QRSBC5436-()()	687.	996.	1,146.	1,547.
		60"	QRSBC6036-()()	741.	1,075.	1,236.	1,669.
		66"	QRSBC6636-()()	768.	1,114.	1,281.	1,729.
		72"	QRSBC7236-()()	816.	1,184.	1,360.	1,836.
		78"	QRSBC7836-()()	853.	1,238.	1,424.	1,922.
		84"	QRSBC8436-()()	882.	1,279.	1,471.	1,986.
		90"	QRSBC9036-()()	924.	1,340.	1,541.	2,080.

Order Code	Specification Information	Application Notes
Example: QRSBC3018	<i>To order please specify pattern number including:</i>	1 3/4" thick laminate option is double post formed front and back, all others are edgebanded.
QR Reff Standard Special	1. Top thickness	Products on this page are exact width and depth and have no grommet or drilling.
S Straight top	2. Top finish type	
B 1 3/4" thick	3. Top finish	
C For calibre file	<i>1. Thickness options:</i>	Mixed finish 1 3/4" tops are not post-formed.
30 30" wide	A = 1 1/4"	
18 18" deep	B = 1 3/4"	
L Laminate finish	<i>3. Finish type:</i>	
114 Folkstone grey	L = Laminate	
	M = Wood/laminate mixed	
	1 = V1	
	2 = V2	
	3 = V3	

Applicable finishes are listed on page 87 and 88.

1 1/4" thick extended curvilinear corner tops

Left hand

description	w	d	pattern no.	lam.	M/V1	V2	V3
Extended corner worktop, LH 24" deep return, 30" deep rounded 	36"	60"	QRCCDLA23660 () () ()	\$2,097.	\$2,778.	\$3,917.	\$5,288.
		66"	QRCCDLA23666 () () ()	2,188.	2,898.	4,087.	5,517.
		90"	QRCCDLA23690 () () ()	2,559.	3,390.	4,780.	6,453.
	42"	60"	QRCCDLA24260 () () ()	2,285.	3,027.	4,268.	5,762.
		66"	QRCCDLA24266 () () ()	2,375.	3,147.	4,438.	5,991.
		72"	QRCCDLA24272 () () ()	2,467.	3,267.	4,607.	6,219.
		78"	QRCCDLA24278 () () ()	2,557.	3,388.	4,777.	6,449.
		84"	QRCCDLA24284 () () ()	2,648.	3,508.	4,947.	6,678.
		90"	QRCCDLA24290 () () ()	2,739.	3,629.	5,116.	6,907.
		96"	QRCCDLA24296 () () ()	2,829.	3,749.	5,286.	7,136.
	48"	60"	QRCCDLA24860 () () ()	2,461.	3,260.	4,596.	6,205.
		66"	QRCCDLA24866 () () ()	2,559.	3,390.	4,780.	6,453.
		72"	QRCCDLA24872 () () ()	2,655.	3,519.	4,961.	6,697.
		78"	QRCCDLA24878 () () ()	2,754.	3,649.	5,145.	6,946.
		84"	QRCCDLA24884 () () ()	2,852.	3,780.	5,328.	7,193.
		90"	QRCCDLA24890 () () ()	2,950.	3,907.	5,509.	7,437.
		96"	QRCCDLA24896 () () ()	3,048.	4,037.	5,693.	7,686.
	Extended corner worktop, LH 30" deep return, 30" deep rounded 	36"	60"	QRCCDLA33660 () () ()	2,097.	2,778.	3,917.
66"			QRCCDLA33666 () () ()	2,188.	2,898.	4,087.	5,517.
90"			QRCCDLA33690 () () ()	2,559.	3,390.	4,780.	6,453.
42"		60"	QRCCDLA34260 () () ()	2,285.	3,027.	4,268.	5,762.
		66"	QRCCDLA34266 () () ()	2,375.	3,147.	4,438.	5,991.
		72"	QRCCDLA34272 () () ()	2,467.	3,267.	4,607.	6,219.
		78"	QRCCDLA34278 () () ()	2,557.	3,388.	4,777.	6,449.
		84"	QRCCDLA34284 () () ()	2,648.	3,508.	4,947.	6,678.
		90"	QRCCDLA34290 () () ()	2,739.	3,629.	5,116.	6,907.
		96"	QRCCDLA34296 () () ()	2,829.	3,749.	5,286.	7,136.
48"		60"	QRCCDLA34860 () () ()	2,461.	3,260.	4,596.	6,205.
		66"	QRCCDLA34866 () () ()	2,559.	3,390.	4,780.	6,453.
		72"	QRCCDLA34872 () () ()	2,655.	3,519.	4,961.	6,697.
		78"	QRCCDLA34878 () () ()	2,754.	3,649.	5,145.	6,946.
		84"	QRCCDLA34884 () () ()	2,852.	3,780.	5,328.	7,193.
		90"	QRCCDLA34890 () () ()	2,950.	3,907.	5,509.	7,437.
		96"	QRCCDLA34896 () () ()	3,048.	4,037.	5,693.	7,686.

Order Code

Specification Information

Example:	QRCCDLA23660N2
QR	Reff Standard Special
CC	Curved corner
D	D top
L	Left Hand
A	1 1/4" thick
2	24" return
36	36" d at straight edge of corner, 30" across "D"
60	60" wide
N	No grommet
2	V2 finish
V319	Medium Cherry

To order please specify pattern number including:

1. Depth
2. Grommet option
3. Finish type
4. Finish
5. Grommet finish

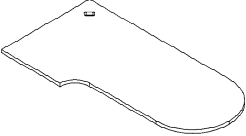
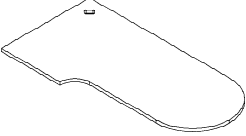
2. Grommet options:
 N = No grommets
 F = Flush front grommet location

3. Finish type:
 L = Laminate
 M = Mixed (laminated surface with wood edge)
 1 = V1
 2 = V2
 3 = V3

Applicable finishes are listed on page 87 and 88.

Reff Worksurfaces
1 1/4" thick extended curvilinear corner tops
right hand

Standard Specials Systems

description	w	d	pattern no.	lam.	M/V1	V2	V3
Extended corner worktop, RH 24" deep return, 30" deep rounded 	36"	60"	QRCCDRA23660 () () ()	\$2,097.	\$2,778.	\$3,917.	\$5,288.
		66"	QRCCDRA23666 () () ()	2,188.	2,898.	4,087.	5,517.
		90"	QRCCDRA23690 () () ()	2,559.	3,390.	4,780.	6,453.
	42"	60"	QRCCDRA24260 () () ()	2,285.	3,027.	4,268.	5,762.
		66"	QRCCDRA24266 () () ()	2,375.	3,147.	4,438.	5,991.
		72"	QRCCDRA24272 () () ()	2,467.	3,267.	4,607.	6,219.
		78"	QRCCDRA24278 () () ()	2,557.	3,388.	4,777.	6,449.
		84"	QRCCDRA24284 () () ()	2,648.	3,508.	4,947.	6,678.
		90"	QRCCDRA24290 () () ()	2,739.	3,629.	5,116.	6,907.
		96"	QRCCDRA24296 () () ()	2,829.	3,749.	5,286.	7,136.
	48"	60"	QRCCDRA24860 () () ()	2,461.	3,260.	4,596.	6,205.
		66"	QRCCDRA24866 () () ()	2,559.	3,390.	4,780.	6,453.
		72"	QRCCDRA24872 () () ()	2,655.	3,519.	4,961.	6,697.
		78"	QRCCDRA24878 () () ()	2,754.	3,649.	5,145.	6,946.
		84"	QRCCDRA24884 () () ()	2,852.	3,780.	5,328.	7,193.
		90"	QRCCDRA24890 () () ()	2,950.	3,907.	5,509.	7,437.
		96"	QRCCDRA24896 () () ()	3,048.	4,037.	5,693.	7,686.
	Extended corner worktop, RH 30" deep return, 30" deep rounded 	36"	60"	QRCCDRA33660 () () ()	2,097.	2,778.	3,917.
66"			QRCCDRA33666 () () ()	2,188.	2,898.	4,087.	5,517.
90"			QRCCDRA33690 () () ()	2,559.	3,390.	4,780.	6,453.
42"		60"	QRCCDRA34260 () () ()	2,285.	3,027.	4,268.	5,762.
		66"	QRCCDRA34266 () () ()	2,375.	3,147.	4,438.	5,991.
		72"	QRCCDRA34272 () () ()	2,467.	3,267.	4,607.	6,219.
		78"	QRCCDRA34278 () () ()	2,557.	3,388.	4,777.	6,449.
		84"	QRCCDRA34284 () () ()	2,648.	3,508.	4,947.	6,678.
		90"	QRCCDRA34290 () () ()	2,739.	3,629.	5,116.	6,907.
		96"	QRCCDRA34296 () () ()	2,829.	3,749.	5,286.	7,136.
48"		60"	QRCCDRA34860 () () ()	2,461.	3,260.	4,596.	6,205.
		66"	QRCCDRA34866 () () ()	2,559.	3,390.	4,780.	6,453.
		72"	QRCCDRA34872 () () ()	2,655.	3,519.	4,961.	6,697.
		78"	QRCCDRA34878 () () ()	2,754.	3,649.	5,145.	6,946.
		84"	QRCCDRA34884 () () ()	2,852.	3,780.	5,328.	7,193.
		90"	QRCCDRA34890 () () ()	2,950.	3,907.	5,509.	7,437.
		96"	QRCCDRA34896 () () ()	3,048.	4,037.	5,693.	7,686.

Order Code

Example:	QRCCDRA23660N2
QR	Reff Standard Special
CC	Curved corner
D	D top
R	Right Hand
A	1 1/4" thick
2	24" return
36	36" d at straight edge of corner, 30" across "D"
60	60" wide
N	No grommet
2	V2 finish
V319	Medium Cherry

Specification Information

To order please specify pattern number including:

1. Depth
2. Grommet option
3. Finish type
4. Finish
5. Grommet finish

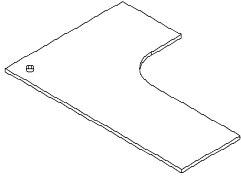
2. Grommet options:
 N = No grommets
 F = Flush front grommet location

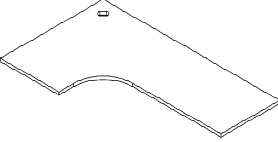
3. Finish type:
 L = Laminate
 M = Mixed (laminated surface with wood edge)
 1 = V1
 2 = V2
 3 = V3

Applicable finishes are listed on page 87 and 88.

Reff Worksurfaces
*1 1/4" thick extended straight corner tops
left and right hand*

Standard Specials Systems

description	d	w	pattern no.	lam.	M/V1	V2	V3
Extended straight corner top, LH curved front corner 12" radius 24" deep return 	54"	36"	QRCEAL223654 () () ()	\$844.	\$1,250.	\$1,688.	\$2,279.
	54"	42"	QRCEAL224254 () () ()	934.	1,385.	1,869.	2,523.
	60"	48"	QRCEAL224860 () () ()	1,019.	1,511.	2,039.	2,753.
	66"	36"	QRCEAL223666 () () ()	928.	1,376.	1,857.	2,507.
	66"	42"	QRCEAL224266 () () ()	1,011.	1,500.	2,024.	2,732.
	66"	48"	QRCEAL224866 () () ()	1,112.	1,649.	2,228.	3,008.
	78"	36"	QRCEAL223678 () () ()	1,012.	1,502.	2,027.	2,736.
	78"	42"	QRCEAL224278 () () ()	1,187.	1,760.	2,376.	3,208.
	78"	48"	QRCEAL224878 () () ()	1,272.	1,886.	2,545.	3,436.
	84"	36"	QRCEAL223684 () () ()	1,099.	1,630.	2,200.	2,970.
	84"	42"	QRCEAL224284 () () ()	1,279.	1,896.	2,560.	3,456.
	90"	36"	QRCEAL223690 () () ()	1,190.	1,764.	2,382.	3,216.
	90"	42"	QRCEAL224290 () () ()	1,370.	2,032.	2,742.	3,702.
	90"	48"	QRCEAL224890 () () ()	1,441.	2,137.	2,885.	3,895.
	96"	36"	QRCEAL223696 () () ()	1,281.	1,900.	2,563.	3,460.
	96"	42"	QRCEAL224296 () () ()	1,469.	2,178.	2,939.	3,968.

Extended straight corner top, RH curved front corner 12" radius 24" deep return 	54"	36"	QRCEAR223654 () () ()	844.	1,250.	1,688.	2,279.
	54"	42"	QRCEAR224254 () () ()	934.	1,385.	1,869.	2,523.
	60"	48"	QRCEAR224860 () () ()	1,019.	1,511.	2,039.	2,753.
	66"	36"	QRCEAR223666 () () ()	928.	1,376.	1,857.	2,507.
	66"	42"	QRCEAR224266 () () ()	1,011.	1,500.	2,024.	2,732.
	66"	48"	QRCEAR224866 () () ()	1,112.	1,649.	2,228.	3,008.
	78"	36"	QRCEAR223678 () () ()	1,012.	1,502.	2,027.	2,736.
	78"	42"	QRCEAR224278 () () ()	1,187.	1,760.	2,376.	3,208.
	78"	48"	QRCEAR224878 () () ()	1,272.	1,886.	2,545.	3,436.
	84"	36"	QRCEAR223684 () () ()	1,099.	1,630.	2,200.	2,970.
	84"	42"	QRCEAR224284 () () ()	1,279.	1,896.	2,560.	3,456.
	90"	36"	QRCEAR223690 () () ()	1,190.	1,764.	2,382.	3,216.
	90"	42"	QRCEAR224290 () () ()	1,370.	2,032.	2,742.	3,702.
	90"	48"	QRCEAR224890 () () ()	1,441.	2,137.	2,885.	3,895.
	96"	36"	QRCEAR223696 () () ()	1,281.	1,900.	2,563.	3,460.
	96"	42"	QRCEAR224296 () () ()	1,469.	2,178.	2,939.	3,968.

Order Code

Example:	QRCEAL223654N2
QR	Reff Standard Special
C	Corner
E	Extended
A	1 1/4" thick
L	Left Hand
22	24" returns
36	36" d at corner straight edge
54	54" wide
N	No grommet
2	V2 finish
V319	Medium Cherry

Specification Information

To order please specify pattern number including:

1. Return left hand depth
2. Return right hand depth
3. Width
4. Depth
5. Grommet option
6. Finish type
7. Finish
8. Grommet finish

5. Grommet options:

- N = No grommets
- F = Flush front grommet location

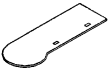
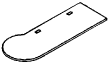
6. Finish type:

- L = Laminate
- M = Mixed (laminated surface with wood edge)
- 1 = V1
- 2 = V2
- 3 = V3

Applicable finishes are listed on page 87 and 88.

Meeting tops

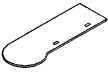
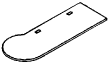
1 1/4" thick

description	w	d	pattern no.	lam.	M/V1	V2	V3
Worksurface 9-top  42" diameter	54"	30"	QRM9A5430 N () () ()	\$2,062.	\$2,242.	\$2,579.	\$3,482.
	54"	36"	QRM9A5436 N () () ()	2,062.	2,242.	2,579.	3,482.
	60"	30"	QRM9A6030 N () () ()	2,079.	2,260.	2,599.	3,509.
	60"	36"	QRM9A6036 N () () ()	2,079.	2,260.	2,599.	3,509.
	66"	30"	QRM9A6630 () () ()	2,098.	2,281.	2,623.	3,541.
	66"	36"	QRM9A6636 () () ()	2,098.	2,281.	2,623.	3,541.
	72"	30"	QRM9A7230 () () ()	2,115.	2,299.	2,644.	3,569.
	72"	36"	QRM9A7236 () () ()	2,115.	2,299.	2,644.	3,569.
	78"	30"	QRM9A7830 () () ()	2,133.	2,319.	2,666.	3,599.
	78"	36"	QRM9A7836 () () ()	2,133.	2,319.	2,666.	3,599.
	84"	36"	QRM9A8436 () () ()	2,147.	2,334.	2,684.	3,623.
	96"	36"	QRM9A9636 () () ()	2,166.	2,356.	2,709.	3,657.
Worksurface P-top  42" diameter	54"	30"	QRMPA5430 N () () ()	2,062.	2,242.	2,579.	3,482.
	54"	36"	QRMPA5436 N () () ()	2,062.	2,242.	2,579.	3,482.
	60"	30"	QRMPA6030 N () () ()	2,079.	2,260.	2,599.	3,509.
	60"	36"	QRMPA6036 N () () ()	2,079.	2,260.	2,599.	3,509.
	66"	30"	QRMPA6630 () () ()	2,098.	2,281.	2,623.	3,541.
	66"	36"	QRMPA6636 () () ()	2,098.	2,281.	2,623.	3,541.
	72"	30"	QRMPA7230 () () ()	2,115.	2,299.	2,644.	3,569.
	72"	36"	QRMPA7236 () () ()	2,115.	2,299.	2,644.	3,569.
	78"	30"	QRMPA7830 () () ()	2,133.	2,319.	2,666.	3,599.
	78"	36"	QRMPA7836 () () ()	2,133.	2,319.	2,666.	3,599.
	84"	36"	QRMPA8436 () () ()	2,147.	2,334.	2,684.	3,623.
	96"	36"	QRMPA9636 () () ()	2,166.	2,356.	2,709.	3,657.

Order Code	Specification Information	Application Information
Example: QRMPA5430N1 QR Reff Standard Special M9 Meeting 9-top A 1 1/4" thick 54 54" wide 30 30" deep N No grommet 1 V1 Y311 Beech	To order please specify pattern number including: 1. Top thickness 2. Width 3. Depth 4. Grommet option 5. Top finish type 6. Top finish 7. Grommet finish 1. Thickness options: A = 1 1/4" B = 1 3/4" 4. Grommet options: N = No grommet F = Flush front grommet location R = Recessed grommet location 5. Finish type: L = Laminate M = Wood/laminate mixed 1 = V1 2 = V2 3 = V3	Actual widths of worksurface are 1/16" less than nominal dimension. Actual depth is 1/8" less than nominal dimension. Applicable finishes are listed on page 87 and 88. See Planning Guide for standard grommet locations. Knoll assumes no responsibility for special grommet locations which interfere with support or other hardware. Refer to Planning Guide for modesty panel size requirements and all other support options. 1 3/4" laminate tops on this page are edge banded to match post-formed contours. Products on this page are shipped without hardware which must be ordered separately from the support components section in standard Reff price list. 1 1/4" tops require support at mid point to reduce 48" spans or less. 1 3/4" tops require support at mid point to reduce spans to 66" or less. Mixed finish 1 3/4" tops are not post-formed.

Meeting tops

1 3/4" thick

description	w	d	pattern no.	lam.	M/V1	V2	V3
 <p>Worksurface 9-top 42" diameter</p>	54"	30"	QRMPB5430 N () () ()	\$2,268.	\$2,766.	\$3,181.	\$4,294.
	54"	36"	QRMPB5436 N () () ()	2,268.	2,766.	3,181.	4,294.
	60"	30"	QRMPB6030 N () () ()	2,288.	2,790.	3,208.	4,331.
	60"	36"	QRMPB6036 N () () ()	2,288.	2,790.	3,208.	4,331.
	66"	30"	QRMPB6630 () () () ()	2,305.	2,811.	3,233.	4,365.
	66"	36"	QRMPB6636 () () () ()	2,305.	2,811.	3,233.	4,365.
	72"	30"	QRMPB7230 () () () ()	2,322.	2,832.	3,257.	4,397.
	72"	36"	QRMPB7236 () () () ()	2,322.	2,832.	3,257.	4,397.
	78"	30"	QRMPB7830 () () () ()	2,339.	2,854.	3,281.	4,429.
	78"	36"	QRMPB7836 () () () ()	2,339.	2,854.	3,281.	4,429.
	84"	36"	QRMPB8436 () () () ()	2,380.	2,904.	3,339.	4,508.
	96"	36"	QRMPB9636 () () () ()	2,544.	3,103.	3,568.	4,817.
 <p>Worksurface P-top 42" diameter</p>	54"	30"	QRMPB5430 N () () ()	2,268.	2,766.	3,181.	4,294.
	54"	36"	QRMPB5436 N () () ()	2,268.	2,766.	3,181.	4,294.
	60"	30"	QRMPB6030 N () () ()	2,288.	2,790.	3,208.	4,331.
	60"	36"	QRMPB6036 N () () ()	2,288.	2,790.	3,208.	4,331.
	66"	30"	QRMPB6630 () () () ()	2,305.	2,811.	3,233.	4,365.
	66"	36"	QRMPB6636 () () () ()	2,305.	2,811.	3,233.	4,365.
	72"	30"	QRMPB7230 () () () ()	2,322.	2,832.	3,257.	4,397.
	72"	36"	QRMPB7236 () () () ()	2,322.	2,832.	3,257.	4,397.
	78"	30"	QRMPB7830 () () () ()	2,339.	2,854.	3,281.	4,429.
	78"	36"	QRMPB7836 () () () ()	2,339.	2,854.	3,281.	4,429.
	84"	36"	QRMPB8436 () () () ()	2,380.	2,904.	3,339.	4,508.
	96"	36"	QRMPB9636 () () () ()	2,544.	3,103.	3,567.	4,815.

Order Code	Specification Information	Application Notes
Example: QRMPB5430N1	<i>To order please specify pattern number including:</i>	Actual widths of worksurface are 1/16" less than nominal dimension. Actual depth is 1/8" less than nominal dimension.
QR Reff Standard Special	1. Top thickness	Additional spec option required for wrap around panel tops; specify mating trim profile. A = Flat B = Square C = Bullnose E = Extruded Aluminum
MP Meeting P-top	2. Width	
B 1 3/4" thick	3. Depth	
54 54" wide	4. Grommet option	
30 30" deep	5. Top finish type	
N No grommet	6. Top finish	
1 V1	7. Grommet finish	
Y311 Beech	1. <i>Thickness options:</i> A = 1 1/4" B = 1 3/4"	Refer to Planning Guide for modesty panel size requirements and all other support options. 1 3/4" laminate tops on this page are edge banded to match post-formed contours. Products on this page are shipped without hardware which must be ordered separately from the support components section. 1 3/4" tops require support at mid point to reduce 48" spans or less. 1 3/4" tops require support at mid point to reduce spans to 66" or less. Mixed finish 1 3/4" tops are not post-formed.
	4. <i>Grommet options:</i> N = No grommet F = Flush front grommet location R = Recessed grommet location	Applicable finishes are listed on page 87 and 88. See Planning Guide for standard grommet locations. Knoll assumes no responsibility for special grommet locations which interfere with support or other hardware.
	5. <i>Finish type:</i> L = Laminate M = Wood/laminate mixed 1 = V1 2 = V2 3 = V3	

Reff Worksurfaces

straight front corner tops

Standard Specials Systems

description	Return d	d	Back w	w	pattern no.	lam.	M/V1	V2	V3
1 1/4" thick corner worksurface straight front corners	24"	30"	36"	36"	QRKA 363623- () ()	\$950.	\$1,068.	\$1,228.	\$1,658.
	24"	30"	36"	42"	QRKA 364223- () ()	998.	1,123.	1,292.	1,744.
	24"	30"	42"	36"	QRKA 423623- () ()	998.	1,123.	1,292.	1,744.
	24"	30"	42"	42"	QRKA 424223- () ()	1,053.	1,184.	1,361.	1,837.
	24"	30"	42"	48"	QRKA 424823- () ()	1,139.	1,281.	1,474.	1,990.
	24"	30"	48"	42"	QRKA 484223- () ()	1,139.	1,281.	1,474.	1,990.
	24"	30"	48"	48"	QRKA 484823- () ()	1,194.	1,343.	1,544.	2,084.
	30"	24"	36"	36"	QRKA 363632- () ()	950.	1,068.	1,228.	1,658.
	30"	24"	36"	42"	QRKA 364232- () ()	998.	1,123.	1,292.	1,744.
	30"	24"	42"	36"	QRKA 423632- () ()	998.	1,123.	1,292.	1,744.
	30"	24"	42"	42"	QRKA 424232- () ()	1,053.	1,184.	1,361.	1,837.
	30"	24"	42"	48"	QRKA 424832- () ()	1,139.	1,281.	1,474.	1,990.
	30"	24"	48"	42"	QRKA 484232- () ()	1,139.	1,281.	1,474.	1,990.
	30"	24"	48"	48"	QRKA 484832- () ()	1,194.	1,343.	1,544.	2,084.
	30"	30"	42"	42"	QRKA 424233- () ()	1,053.	1,184.	1,361.	1,837.
	30"	30"	48"	48"	QRKA 484833- () ()	1,194.	1,343.	1,544.	2,084.
1 3/4" thick corner worksurface straight front corners	24"	30"	36"	36"	QRKB 363623- () ()	1,139.	1,437.	1,653.	2,232.
	24"	30"	36"	42"	QRKB 364223- () ()	1,139.	1,437.	1,653.	2,232.
	24"	30"	42"	36"	QRKB 423623- () ()	1,197.	1,511.	1,737.	2,345.
	24"	30"	42"	42"	QRKB 424223- () ()	1,262.	1,592.	1,831.	2,472.
	24"	30"	42"	48"	QRKB 424823- () ()	1,368.	1,726.	1,985.	2,680.
	24"	30"	48"	42"	QRKB 484223- () ()	1,368.	1,726.	1,985.	2,680.
	24"	30"	48"	48"	QRKB 484823- () ()	1,434.	1,810.	2,080.	2,808.
	30"	24"	36"	36"	QRKB 363632- () ()	1,139.	1,437.	1,653.	2,232.
	30"	24"	36"	42"	QRKB 364232- () ()	1,197.	1,511.	1,737.	2,345.
	30"	24"	42"	36"	QRKB 423632- () ()	1,197.	1,511.	1,737.	2,345.
	30"	24"	42"	42"	QRKB 424232- () ()	1,262.	1,592.	1,831.	2,472.
	30"	24"	42"	48"	QRKB 424832- () ()	1,368.	1,726.	1,985.	2,680.
	30"	24"	48"	42"	QRKB 484232- () ()	1,368.	1,726.	1,985.	2,680.
	30"	24"	48"	48"	QRKB 484832- () ()	1,434.	1,810.	2,080.	2,808.
	30"	30"	42"	42"	QRKB 424233- () ()	1,262.	1,592.	1,831.	2,472.
	30"	30"	48"	48"	QRKB 484833- () ()	1,434.	1,810.	2,080.	2,808.

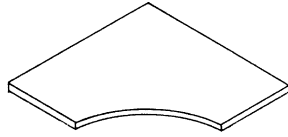
Order Code	Specification Information	Application Notes
Example: QRKB363623N1	<i>To order please specify pattern number including:</i>	Please call Custom Product Development for special grommet locations.
QR Reff Standard Special	1. Top thickness	Knoll accepts no responsibility for special grommet locations which interfere with support hardware.
K Straight front corner	2. Left hand width	
B 1 3/4" top thickness	3. Right hand width	Products on this page are shipped without hardware which must be ordered separately from the support components section.
36 36" wide on left back	4. Return left hand depth	
36 36" wide on right back	5. Return right hand depth	Mixed finish 1 3/4" tops are not post-formed.
2 24" deep on left side	6. Grommet option	
3 30" deep on right side	7. Finish type	
N No grommet	8. Top finish	
1 V1 finish	9. Grommet finish	
Y324 Ash	<i>1. Top thickness:</i> A = 1 1/4" B = 1 3/4"	
	<i>6. Grommet options:</i> N = No grommets F = Standard corner location	
	<i>7. Finish type:</i> L = Laminate M = Wood/laminate mixed 1 = V1 2 = V2 3 = V3	

Reff Worksurfaces

curvilinear corner tops

Standard Specials Systems

description	Return d	d	Back w	w	pattern no.	lam.	M/V1	V2	V3
1 1/4" thick corner worksurface curved front corners	24"	30"	36"	36"	QRCA 363623-() ()	\$950.	\$1,068.	\$1,228.	\$1,658.
	24"	30"	36"	42"	QRCA 364223-() ()	998.	1,123.	1,292.	1,744.
	24"	30"	42"	36"	QRCA 423623-() ()	998.	1,123.	1,292.	1,744.
	24"	30"	42"	42"	QRCA 424223-() ()	1,053.	1,184.	1,361.	1,837.
	24"	30"	42"	48"	QRCA 424823-() ()	1,139.	1,281.	1,474.	1,990.
	24"	30"	48"	42"	QRCA 484223-() ()	1,139.	1,281.	1,474.	1,990.
	24"	30"	48"	48"	QRCA 484823-() ()	1,194.	1,343.	1,544.	2,084.
	30"	24"	36"	36"	QRCA 363632-() ()	950.	1,068.	1,228.	1,658.
	30"	24"	36"	42"	QRCA 364232-() ()	998.	1,123.	1,292.	1,744.
	30"	24"	42"	36"	QRCA 423632-() ()	998.	1,123.	1,292.	1,744.
	30"	24"	42"	42"	QRCA 424232-() ()	1,053.	1,184.	1,361.	1,837.
	30"	24"	42"	48"	QRCA 424832-() ()	1,139.	1,281.	1,474.	1,990.
	30"	24"	48"	42"	QRCA 484232-() ()	1,139.	1,281.	1,474.	1,990.
	30"	24"	48"	48"	QRCA 484832-() ()	1,194.	1,343.	1,544.	2,084.
	30"	30"	42"	42"	QRCA 424233-() ()	1,053.	1,184.	1,361.	1,837.
	30"	30"	48"	48"	QRCA 484833-() ()	1,194.	1,343.	1,544.	2,084.



Order Code

Example:	QRCA363636N1
QR	Reff Standard Special
C	Curved front corner
A	1 1/4" thick
36	36" wide on left back
36	36" wide on right back
2	24" deep on left side
3	30" deep on right side
N	No grommet
1	V1 finish
Y324	Ash

Specification Information

To order please specify pattern number including:

1. Left hand width
2. Right hand width
3. Return left hand depth
4. Return right hand depth
5. Grommet option
6. Top finish type
7. Top finish
8. Grommet finish

5. *Grommet options:*
 N = No grommets
 F = Standard corner location

6. *Finish type:*
 L = Laminate
 M = Wood/laminate mixed
 1 = V1
 2 = V2
 3 = V3

Application Notes

Radius of curved front changes with overall top size. See Planning Guide.

Products on this page are shipped without hardware which must be ordered separately from the support components section.

Curvilinear worksurfaces only available in 1 1/4" thick.

See Planning Guide for grommet locations.

Actual widths of worksurface are 1/16" less than nominal dimension. Actual depth is 1/8" less than nominal dimension.

Knoll accepts no responsibility for special grommet locations which interfere with support or other hardware.

Please call Custom Product Development for special grommet locations.

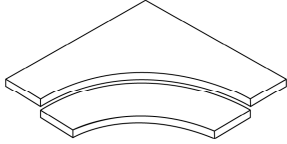
Applicable finishes are listed on page 87 and 88.

Reff Worksurfaces

split curvilinear corner tops

Standard Specials Systems

description	Return d	d	Back w	w	pattern no.	lam.	M/V1	V2	V3
1 1/4" thick split curvilinear corner worksurface with 10" D split front	24"	24"	36"	36"	QRCAS 363622-()()	\$1,404.	\$1,579.	\$1,816.	\$2,452.
	24"	24"	42"	42"	QRCAS 424222-()()	1,509.	1,697.	1,952.	2,635.
	24"	24"	48"	48"	QRCAS 484822-()()	1,647.	1,853.	2,131.	2,877.
	30"	30"	42"	42"	QRCAS 424233-()()	1,509.	1,697.	1,952.	2,635.
	30"	30"	48"	48"	QRCAS 484833-()()	1,647.	1,853.	2,131.	2,877.



NOTE: Split Top Mechanism to be ordered separately from the Interaction Price List

Order IBST18 split-top mechanism for QRCAS363622, QRCAS424233

Order IBST22 split-top mechanism for QRCAS424222, QRCAS484822

Order IBST28 split-top mechanism for QRCAS484833

Order Code

Example:	QRCAS363622N1
QR	Reff Standard Special
C	Curved front corner
A	1 1/4" thick
S	Split Top
36	36" wide on left back
36	36" wide on right back
2	24" deep on left side
2	24" deep on right side
N	No grommet
1	V1 finish
Y324	Ash

Specification Information

To order please specify pattern number including:

1. Left hand width
2. Right hand width
3. Return left hand depth
4. Return right hand depth
5. Grommet option
6. Top finish type
7. Top finish
8. Grommet finish

5. *Grommet options:*
 N = No grommets
 F = Standard corner location

6. *Finish type:*
 L = Laminate
 M = Wood/laminate mixed
 1 = V1
 2 = V2
 3 = V3

Application Notes

Radius of curved front changes with overall top size. See Planning Guide.

Products on this page are shipped without hardware which must be ordered separately from the support components section.

Curvilinear worksurfaces only available in 1 1/4" thick.

See Planning Guide for grommet locations.

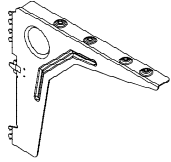
Actual widths of worksurface are 1/16" less than nominal dimension. Actual depth is 1/8" less than nominal dimension.

Knoll accepts no responsibility for special grommet locations which interfere with support or other hardware.

Please call Custom Product Development for special grommet locations.

Applicable finishes are listed on page 87 and 88.

description	d	pattern no.	P1	P2	P3
Cantilever bracket, panel hung	11"	QRBC11 (L/R)	\$95.		
	18"	RBC18 (L/R)	84.	88.	92.



specify paint finish

Corner top corner bracket		RBCC	17.		
---------------------------	--	-------------	-----	--	--



available in black only

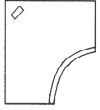
Order Code	Specification Information	Application Notes
Example: QRBC11L 115	<i>To order please specify pattern number including:</i> 1. Left or right-hand, where applicable. 2. Finish	Applicable finishes are listed on page 87 and 88.
QR Reff Standard Special		
B Bracket		
C Cantilever		
11 18" deep		
L Left hand		
115 Medium Grey		

Optional edge worksurface tops

1 1/4" thick curvilinear corner

2" Waterfall edge detail front only

description	d left	d right	w left	w right	pattern no.	V1	V2	V3
Curved corner work top	20"	20"	48"	48"	QRCAWF484811 () () ()	\$2,491.	\$2,863.	\$3,865.
Profile edge on front only	20"	24"	48"	48"	QRCAWF484812 () () ()	2,584.	2,973.	4,014.
	24"	20"	48"	48"	QRCAWF484821 () () ()	2,584.	2,973.	4,014.
	24"	24"	48"	48"	QRCAWF484822 () () ()	2,764.	3,179.	4,292.

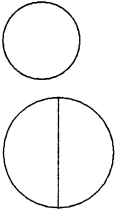


Radii of front edge varies with top dimensions

Order Code	Specification Information	Application Notes
Example: QRCAWF484811F2	<i>To order please specify pattern number including:</i>	Products on this page are shipped without hardware which must be ordered separately from the support components section.
QR Reff Standard Special	1. Grommet option	
C Curved front corner	2. Top finish type	Curvilinear worksurfaces only available in 1 1/4" thick.
A 1 1/4" thick	3. Top finish	
WF Waterfall front	4. Grommet finish	See Planning Guide for grommet locations.
48 48" wide on left back	<i>1. Grommet options:</i>	
48 48" wide on right back	N = No grommet	Waterfall tops cannot be specified with semi-open pore finish.
1 20" deep on left side	F = Standard corner location	
1 20" deep on right side	<i>2. Finish type:</i>	Waterfall worksurfaces should be specified in a configuration only with other waterfall worksurfaces.
F Standard grommet	1 = V1	
2 V2 finish	2 = V2	Actual widths of worksurface are 1/16" less than nominal dimension. Actual depth is 1/8" less than nominal dimension.
V319 Medium cherry	3 = V3	
111 Jet Black (grommet)	Applicable finishes are listed on page 87 and 88.	

conference room tops

1 1/4" and 1 3/4" thick round - No Grommets - No Drilling

description	h	dia	pattern no.	lam.	M/V1	V2	V3	
Round tops 	1 1/4"	24"	QRTA2424 () ()	\$814.	\$884.	\$1,017.	\$1,373.	
		30"	QRTA3030 () ()	866.	942.	1,083.	1,462.	
		54"	QRTA5454 () () *	2,432.	2,645.	3,041.	4,105.	
	* top in two pieces							
	1 3/4"	24"	QRTB2424 () ()	975.	1,395.	1,604.	2,165.	
		30"	QRTB3030 () ()	1,067.	1,526.	1,756.	2,371.	
54"		QRTB5454 () () *	2,918.	4,173.	4,799.	6,479.		
* top in two pieces								

Order Code

Example: QRTA30302	
QR	Reff Standard Special
T	Rounded top
A	1 1/4" thick
36	36" wide
30	30" deep
2	V2 finish
V319	Medium cherry

Specification Information

To order please specify pattern number including:

1. Top thickness
2. Width
3. Depth
4. Finish type
5. Finish

1. Thickness options:
A = 1 1/4"
B = 1 3/4"

4. Finish type:
L = Laminate
M = Wood/laminate mixed
1 = V1
2 = V2
3 = V3

*Round tops in two pieces.

Application Notes

Top to top brackets included.

See table base matrix in Planning Guide pages 140 and 141.

1 1/4" tops require support at mid point to reduce spans to 48" or less.

Tops have no radius on edges that adjoin.

1 3/4" tops require support at mid point to reduce spans to 66" or less.

Laminate and mixed finish 1 3/4" tops on this page are not post formed.





All tops on this page are without grommets or drillings. The intended use of these products is to provide conference room table options.

Actual widths of worksurface are 1/16" less than nominal dimension. Actual depth is 1/8" less than nominal dimension.

Applicable finishes are listed on page 87 and 88.

Reff Worksurfaces
conference room tops
1 1/4" thick
round and racetrack with 2" waterfall edge

Standard Specials Systems

description	w	d	pattern no.	V1	V2	V3
Round top 	48"	48"	QRTAW4848 () ()	\$3,761.	\$5,041.	\$6,805.
Racetrack top- 1 piece 	96"	48"	QRTAW9648 () ()	10,780.	12,398.	16,737.
Racetrack top- 2 piece Profile edge on all sides except on parting lines 	120" 144"	48" 48"	QRTAW12048 () () QRTAW14448 () ()	10,851. 11,962.	12,478. 13,755.	16,845. 18,569.
Racetrack top- 3 piece Profile edge on all sides except on parting lines 	168" 192"	48" 48"	QRTAW16848 () () QRTAW19248 () ()	16,000. 17,190.	18,401. 19,768.	24,841. 26,687.

Order Code

Example: QRTAW96482
QR Reff Standard Speical
T Racetrack top
A 1 1/4" thick
G Gamma
96 96" wide
42 42" deep
2 V2 finish
V319 Medium cherry

Specification Information

To order please specify pattern number including:

1. Edge profile
2. Width
3. Depth
4. Finish type
5. Finish

1. Edge profile options:

- A = Alpha
- B = Beta
- C = Chi
- D = Delta
- E = Epsilon
- F = Phi
- G = Gamma

4. Finish type:

- 1 = V1
- 2 = V2
- 3 = V3

*Round tops in two pieces.

Applicable finishes are listed on page 87 and 88.

Application Notes

Top to top brackets included.

See table base matrix in Planning Guide for base supports recommended.

1 1/4" tops require support at mid point to reduce spans to 48" or less.

Tops have no radius on edges that adjoin.





All tops on this page are without grommets or drillings. The intended use of these products is to provide conference room table options.

Waterfall tops cannot be specified with semi-open pore finish.

Actual widths of worksurface are 1/16" less than nominal dimension. Actual depth is 1/8" less than nominal dimension.

Reff Worksurfaces
conference room tops
1 1/4" thick
square and rectangular with 2" waterfall edge

Standard Specials Systems

description	w	d	pattern no.	V1	V2	V3
Square top 	48"	48"	QRRAW4848 () ()	\$3,294.	\$4,415.	\$5,960.
Rectangular top- 1 piece 	96"	48"	QRRAW9648 () ()	7,134.	8,204.	11,075.
Rectangular top- 2 piece Profile edge on all sides except on parting lines 	120" 144"	48" 48"	QRRAW12048 () () QRRAW14448 () ()	11,234. 12,618.	12,919. 14,511.	17,441. 19,590.
Rectangular top- 3 piece Profile edge on all sides except on parting lines 	168" 192"	48" 48"	QRRAW16848 () () QRRAW19248 () ()	13,700. 14,845.	15,754. 17,070.	21,268. 23,045.

Order Code

Example:	QRRAW96482
QR	Reff Standard Special
R	Rectangular
A	1 1/4" thick
W	Waterfall all sides
96	96" wide
48	48" deep
2	V2 finish
V319	Medium cherry

Specification Information

To order please specify pattern number including:

1. Top thickness
2. Finish type
3. Finish

1. Thickness option:
A = 1 1/4"

2. Finish type:
1 = V1
2 = V2
3 = V3

Applicable finishes are listed on page 87 and 88.

Application Notes

All tops on this page are without grommets or drillings. The intended use of these products is to provide conference room table options.

Actual widths of worksurface are 1/16" less than nominal dimension. Actual depth is 1/8" less than nominal dimension.

Top to top brackets included.

Tops have no radius on edges that adjoin.

See table base matrix in Planning Guide for base supports recommended.

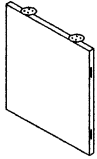
1 1/4" tops require support at mid point to reduce spans to 48" or less.

Waterfall tops cannot be specified with semi-open pore finish.

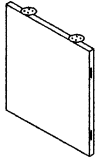
Reff support components end panels

Standard Specials Systems

description	d	w	h	pattern no.	lam.	M/V1	V2	V3
Endpanel, for use in building flush or cantilevered worksurfaces. Standard height	1"	35"	26 1/2"	QRE35F-() ()	\$324.	\$504.	\$581.	\$784.

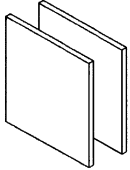


Endpanel, for use in building flush or cantilevered worksurfaces. Desk height	1"	35"	28 3/8"	QREDH35F-() ()	342.	533.	613.	823.
---	----	-----	---------	-------------------------	------	------	------	------



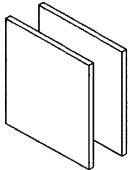
Endpanel, for recessed modesty worksurfaces. Standard height	1"	24"	26 1/2"	QRE24-() ()	612.	953.	1,095.	1,478.
--	----	-----	---------	----------------------	------	------	--------	--------

sold in pairs



Endpanel, for recessed modesty worksurfaces. Desk height	1"	24"	28 3/8"	QREDH24-() ()	643.	1,001.	1,150.	1,553.
--	----	-----	---------	------------------------	------	--------	--------	--------

sold in pairs



Order Code	Specification Information
Example: QRE35FL118	
QR	Reff Standard Special
E	End panel
35	35" panel dimension
F	Flush modesty placement
L	Laminate
118	Bright White

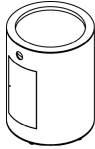
Specification Information
<i>To order please specify pattern number including:</i>
1. <i>Finish type</i>
2. <i>Finish</i>
1. <i>Finish type:</i>
L = Laminate
1 = V1
2 = V2
3 = V3

Application Notes
Applicable finishes are listed on page 87 and 88.
End panels come with all hardware necessary to attach to tops and each other to build freestanding desks. To join tops to tops or bridge assemblies to desk, hardware must be ordered.
Glides ship with all supports on this page except the recessed modesty panel.
Please see Planning Guide for freestanding planning instruction.

Reff support components

drum bases

Standard Specials Systems

description	dia	h	pattern no.	V1	V2	V3
	20"	26 1/2"	QR9D5459 () ()	\$4,485.	n/a	n/a
	24"	26 1/2"	QR9C7794 () ()	4,609.	n/a	n/a
	30"	26 1/2"	QR9C7917 () ()	4,781.	n/a	n/a
	20"	26 1/2"	QR9C7801 () ()	n/a	5,158.	n/a
	20"	26 1/2"	QR9G6777 () ()	n/a	n/a	6,963.
	24"	26 1/2"	QR9C7798 () ()	n/a	5,300.	n/a
	24"	26 1/2"	QR9G6778 () ()	n/a	n/a	7,155.
	30"	26 1/2"	QR9C7919 () ()	n/a	5,498.	n/a
	30"	26 1/2"	QR9G6779 () ()	n/a	n/a	7,422.
Drum base (desk height)	20"	28 3/8"	QR9G0413 () ()	4,538.	n/a	n/a
	24"	28 3/8"	QR9G1295 () ()	4,700.	n/a	n/a
	30"	28 3/8"	QR9G2826 () ()	4,864.	n/a	n/a
	20"	28 3/8"	QR9G1171 () ()	n/a	5,218.	n/a
	20"	28 3/8"	QR9G6780 () ()	n/a	n/a	7,044.
	24"	28 3/8"	QR9G1173 () ()	n/a	5,404.	n/a
	24"	28 3/8"	QR9G6781 () ()	n/a	n/a	7,295.
	30"	28 3/8"	QR9G1499 () ()	n/a	5,594.	n/a
	30"	28 3/8"	QR9G6782 () ()	n/a	n/a	7,552.

Order Code

Example: **QR9C78012 V319**
QR9C7801 Reff Standard Special
2 V2 Finish
V319 Medium Cherry

Specification Information

To order please specify pattern number including:

1. *Finish Type*,
 1 = V1
 2 = V2
 3 = V3

2. *Finish*

Applicable finishes are listed on page 87 and 88.

Application Notes

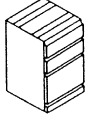
Features:

- 9" w x 16" h piano hinged access door with catch closure hardware & black knob pull.
- 9" dia. cutout at bottom.
- 16" dia. cutout at top.
- 2" dia. hole located centered above door

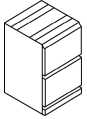
Reff Cabinetry
pedestals, 17" W
wood interiors, standard height

Standard Specials Systems

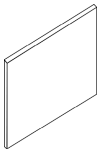
description	w	d	h	pattern no.	L	V1	V2	V3
Pedestal for UK filing standard height	17"	19"	26 1/2"	QR211JUK-() W () L	\$1,174.	\$1,265.	\$1,455.	\$1,964.
BBF	17"	23"	26 1/2"	QR212JUK-() W () L	1,306.	1,408.	1,618.	2,184.
	17"	29"	26 1/2"	QR213JUK-() W () L	1,422.	1,533.	1,764.	2,381.



Pedestal for UK filing standard height	17"	19"	26 1/2"	QR211KUK-() W () L	1,093.	1,178.	1,355.	1,829.
FF	17"	23"	26 1/2"	QR212KUK-() W () L	1,289.	1,389.	1,598.	2,157.
	17"	29"	26 1/2"	QR213KUK-() W () L	1,405.	1,514.	1,741.	2,350.



Pedestal back for UK	17"	1"	26 1/2"	QRPAB17UK-() ()	130.	135.	155.	209.
----------------------	-----	----	---------	-------------------	------	------	------	------



Order Code

Example:	QR211JUKLWDL
QR	Reff Standard Special
2	26 1/2"H
1	17" wide
1	19" deep
J	Box box file config.
L	Laminate finish
W	Wood interior
D	Metal D-pull
L	Lock hole drilled

Applicable finishes are listed on page 87 and 88.

Specification Information

To order please specify pattern number including:

1. Finish type
2. Pull option
3. Keying instructions
4. Finish

***After specifying product code, provide keying instructions.**

1. *Finish type:*
L = Laminate
1 = V1
2 = V2
3 = V3

2. *Interior options:*
W = Wood

Application Notes

3. *Pull options:*
D = Metal D-pull
J = Routed pull
C = Nickel C-pull (nickel finish only)
S = S-pull (stainless steel finish only)

4. *Lock options:*
L = Drilled to accept lock

6. Refer to page 163 for keying instructions.

Each pedestal with wood drawers includes one pencil tray and two tray dividers in top box drawer.

Pedestals must be ordered with back panel to achieve full depth without a modesty panel.

Pedestals do not come with lock included. Keying instructions must accompany all cabinet orders.

File drawers include file bars for front to back and side to side filing. File drawers do not support bottom loading.

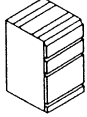
Random locks are factory installed.

Keyalike are field installed using the KnollKey order form.

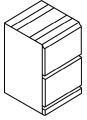
Each locking pedestal on this page counts for one lock core.

Reff Cabinetry
pedestals, 17" W
wood interiors, desk height

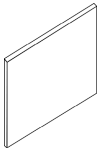
description	w	d	h	pattern no.	L	V1	V2	V3
Pedestal for UK filing	17"	19"	28 ³ / ₈ "	QR111JUK-() W () L	\$1,233.	\$1,328.	\$1,528.	\$2,062.
desk height	17"	23"	28 ³ / ₈ "	QR112JUK-() W () L	1,371.	1,478.	1,699.	2,293.
BBF	17"	29"	28 ³ / ₈ "	QR113JUK-() W () L	1,493.	1,610.	1,852.	2,500.



Pedestal for UK filing	17"	19"	28 ³ / ₈ "	QR111KUK-() W () L	1,148.	1,237.	1,423.	1,920.
desk height	17"	23"	28 ³ / ₈ "	QR112KUK-() W () L	1,353.	1,458.	1,678.	2,265.
FF	17"	29"	28 ³ / ₈ "	QR113KUK-() W () L	1,475.	1,590.	1,828.	2,468.



Pedestal back for UK	17"	1"	28 ³ / ₈ "	QRPDHB17UK-() ()	137.	142.	163.	219.
----------------------	-----	----	----------------------------------	--------------------	------	------	------	------



Order Code

Example:	QR211JUKLWDL
QR	Reff Standard Special
2	26 1/2"H
1	17" wide
1	19" deep
J	Box box file config.
L	Laminate finish
W	Wood interior
D	Metal D-pull
L	Lock hole drilled

Applicable finishes are listed on page 87 and 88.

Specification Information

To order please specify pattern number including:

1. Finish type
2. Pull option
3. Keying instructions
4. Finish

***After specifying product code, provide keying instructions.**

1. *Finish type:*
L = Laminate
1 = V1
2 = V2
3 = V3

2. *Interior options:*
W = Wood

Application Notes

3. *Pull options:*
D = Metal D-pull
J = Routed pull
C = Nickel C-pull (nickel finish only)
S = S-pull (stainless steel finish only)

4. *Lock options:*
L = Drilled to accept lock

6. Refer to page 163 for keying instructions.

Each pedestal with wood drawers includes one pencil tray and two tray dividers in top box drawer.

Pedestals must be ordered with back panel to achieve full depth without a modesty panel.

Pedestals do not come with lock included. Keying instructions must accompany all cabinet orders.

File drawers include file bars for front to back and side to side filing. File drawers do not support bottom loading.

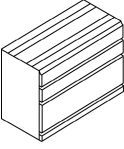
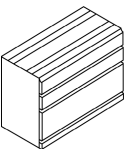
Random locks are factory installed.

Keyalike are field installed using the KnollKey order form.

Each locking pedestal on this page counts for one lock core.

Reff Cabinetry
pedestals, 30" and 36" W
wood interiors

Standard Specials Systems

description	w	d	h	pattern no.	L	V1	V2	V3
Pedestal standard height BBF 	30"	19"	26 1/2"	QRP231J-() () L () ()	\$1,432.	\$1,535.	\$1,765.	\$2,383.
	30"	23"	26 1/2"	QRP232J-() () L () ()	1,432.	1,535.	1,765.	2,383.
	36"	19"	26 1/2"	QRP261J-() () L () ()	1,465.	1,570.	1,805.	2,437.
	36"	23"	26 1/2"	QRP262J-() () L () ()	1,537.	1,648.	1,894.	2,557.
Pedestal desk height BBF 	30"	19"	28 3/8"	QRP301J-() () L () ()	1,504.	1,613.	1,854.	2,503.
	30"	23"	28 3/8"	QRP302J-() () L () ()	1,523.	1,632.	1,877.	2,534.
	36"	19"	28 3/8"	QRP361J-() () L () ()	1,538.	1,649.	1,895.	2,558.
	36"	23"	28 3/8"	QRP362J-() () L () ()	1,613.	1,729.	1,989.	2,685.

Order Code

Example:	RP211JLWDL
R	Reff
P	Pedestal
2	26 1/2"H
1	16" wide
1	19" deep
J	Box box file config.
L	Laminate finish
W	Wood interior
D	Metal D-pull
L	Lock hole drilled

Applicable finishes are listed on page 87 and 88.

Specification Information

To order please specify pattern number including:

- Hinge location, where applicable
- Finish type
- Interior option
- Pull option
- Lock option, applicable hinged doors only
- Keying instructions
- Finish

***After specifying product code, provide keying instructions.**

1. Hinge location:
L = Left hand
R = Right hand

2. Finish type:
L = Laminate
1 = V1
2 = V2
3 = V3

3. Interior options:
W = Wood

Application Notes

4. Pull options:
D = Metal D-pull
J = Routed pull
C = Nickel C-pull (nickel finish only)
S = S-pull (stainless steel finish only)

5. Lock options:
L = Drilled to accept lock
N = No drilling

6. Refer to page 163 for keying instructions.

Pedestals must be ordered with back panel to achieve full depth without a modesty panel.

Pedestals do not come with lock included. Keying instructions must accompany all cabinet orders.

Hinge door cabinets have optional lock drilling which can be specified in the cabinet product code.

Mobile pedestals are always equipped with finished backs.

File drawers include file bars for front to back and side to side filing. File drawers do not support bottom loading.

Random locks are factory installed.

Keylike are field installed using the KnollKey order form.

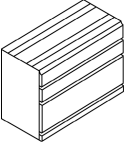
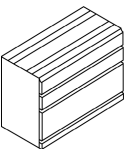
Each locking pedestal on this page counts for one lock core.

Reff Cabinetry

pedestals, 30" and 36" W

metal interiors

Standard Specials Systems

description	w	d	h	pattern no.	L	V1	V2	V3
Pedestal standard height BBF 	30"	19"	26 1/2"	QRP231J-() () L () ()	\$1,194.	\$1,279.	\$1,471.	\$1,986.
	30"	23"	26 1/2"	QRP232J-() () L () ()	1,209.	1,279.	1,471.	1,986.
	36"	19"	26 1/2"	QRP261J-() () L () ()	1,220.	1,308.	1,504.	2,030.
	36"	23"	26 1/2"	QRP262J-() () L () ()	1,280.	1,373.	1,579.	2,132.
Pedestal desk height BBF 	30"	19"	28 3/8"	QRP301J-() () L () ()	1,254.	1,343.	1,545.	2,086.
	30"	23"	28 3/8"	QRP302J-() () L () ()	1,270.	1,361.	1,566.	2,114.
	36"	19"	28 3/8"	QRP361J-() () L () ()	1,280.	1,373.	1,579.	2,132.
	36"	23"	28 3/8"	QRP362J-() () L () ()	1,346.	1,442.	1,659.	2,240.

Order Code

Example:	RP211JLWDL
R	Reff
P	Pedestal
2	26 1/2"H
1	16" wide
1	19" deep
J	Box box file config.
L	Laminate finish
W	Wood interior
D	Metal D-pull
L	Lock hole drilled

Applicable finishes are listed on page 87 and 88.

Specification Information

To order please specify pattern number including:

- Hinge location, where applicable
- Finish type
- Interior option
- Pull option
- Lock option, applicable hinged doors only
- Keying instructions
- Finish

***After specifying product code, provide keying instructions.**

1. Hinge location:
L = Left hand
R = Right hand

2. Finish type:
L = Laminate
1 = V1
2 = V2
3 = V3

3. Interior options:
M = Metal

Application Notes

4. Pull options:
D = Metal D-pull
J = Routed pull
C = Nickel C-pull (nickel finish only)
S = S-pull (stainless steel finish only)

5. Lock options:
L = Drilled to accept lock
N = No drilling

6. Refer to page 163 for keying instructions.

Pedestals must be ordered with back panel to achieve full depth without a modesty panel.

Pedestals do not come with lock included. Keying instructions must accompany all cabinet orders.

Hinge door cabinets have optional lock drilling which can be specified in the cabinet product code.

Mobile pedestals are always equipped with finished backs.

File drawers include file bars for front to back and side to side filing. File drawers do not support bottom loading.

Random locks are factory installed.

Keyalike are field installed using the KnollKey order form.

Each locking pedestal on this page counts for one lock core.

Reff Cabinetry

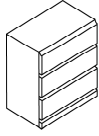
Standard Specials Systems

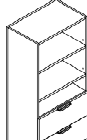
cabinets

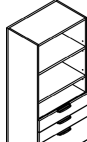
38" high and 64" high, wood interior

use with 26 1/2" high support components

description	w	d	h	pattern no.	L	V1	V2	V3,
3 Drawer lateral file with anit-tip bar device	30"	20"	38"	QRC332F- () () L () ()	\$2,612.	\$3,247.	\$3,736.	\$5,044.
	30"	24"	38"	QRC333F- () () L () ()	2,879.	3,581.	4,118.	5,559.
	36"	20"	38"	QRC362F- () () L () ()	3,329.	4,140.	4,760.	6,426.
	36"	24"	38"	QRC363F- () () L () ()	3,652.	4,541.	5,223.	7,051.



Storage open above w/2 adj shelves, FF below	w	d	h	pattern no.	L	V1	V2	V3,
	16"	20"	64"	QRC612G- () () L () ()	2,236.	2,780.	3,197.	4,316.
	16"	24"	64"	QRC613G- () () L () ()	2,459.	3,057.	3,515.	4,745.
	30"	20"	64"	QRC632G- () () L () ()	2,797.	3,477.	3,999.	5,399.
	30"	24"	64"	QRC633G- () () L () ()	3,094.	3,848.	4,424.	5,972.
	36"	20"	64"	QRC662G- () () L () ()	3,075.	3,824.	4,397.	5,936.
	36"	24"	64"	QRC663G- () () L () ()	3,405.	4,234.	4,868.	6,572.

Storage open above w/2 adj shelves, BBF below	w	d	h	pattern no.	L	V1	V2	V3,
	16"	20"	64"	QRC612P- () () L () ()	2,303.	2,863.	3,292.	4,444.
	16"	24"	64"	QRC613P- () () L () ()	2,542.	3,161.	3,634.	4,906.
	30"	20"	64"	QRC632P- () () L () ()	2,687.	3,340.	3,841.	5,185.
	30"	24"	64"	QRC633P- () () L () ()	2,951.	3,668.	4,218.	5,694.
	36"	20"	64"	QRC662P- () () L () ()	2,957.	3,677.	4,228.	5,708.
	36"	24"	64"	QRC663P- () () L () ()	3,245.	4,035.	4,640.	6,264.

Order Code	Specification Information
Example: QRC332FLWJL	
QR Reff Standard Special	
C Cabinets	
3 38" high	
3 30" wide	
2 20" deep	
F File drawer	
L Laminate finish type	
W Wood interior	
J Routed pull	
L Lock drilling	

Specification Information
<i>To order please specify pattern number including:</i>
1. Hinge location, where applicable
2. Finish type
3. Interior option
4. Pull option
5. Lock option, where applicable
6. Finish, cabinet
7. Finish, pull when applicable
8. Keying instructions
*After specifying product code, provide keying instructions.
<i>1. Hinge location:</i>
L = Left hand
R = Right hand
<i>2. Finish type:</i>
L = Laminate
1 = V1
2 = V2
3 = V3
<i>3. Interior options:</i>
W = Wood

Application Notes
4. Pull options:
D = Metal D-pull
J = Routed pull
C = Nickel C-pull (nickel finish only)
S = S-pull (stainless steel finish only)
5. Lock options:
L = Lock hole drilled
N = No lock drilling
8. Refer to page 163 for keying instructions.
Specify shelf paint finish on open cabinets with metal interiors.
Please note: Shelf adjustability is limited to approximately 2.5" up or down per shelf from predetermined shelf height.

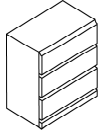
Application Notes
Key alike are field installed using the KnollKey order form. Random locks are factory installed.
Cabinets do not come with lock included. Keying instructions must accompany all cabinet orders.
Hinge door cabinets have optional lock drilling which can be specified in the cabinet product code.
<i>*Note:</i>
Wardrobe cabinets do not come equipped with coat rod and boot tray. Please specify separately from standard Reff price list.
File drawers include file bars for front to back and side to side filing.
File drawers do not support bottom loading.
Applicable finishes are listed on page 87 and 88.

cabinets

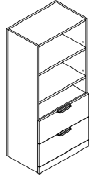
38" high and 64" high, metal interior

use with 26 1/2" high support components

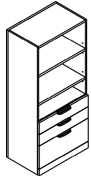
description	w	d	h	pattern no.	L	V1	V2	V3
3 Drawer lateral file with anit-tip bar device	30"	20"	38"	QRC332F -() () L () ()	\$2,425.	\$3,015.	\$3,468.	\$4,682.
	30"	24"	38"	QRC333F -() () L () ()	2,700.	3,356.	3,861.	5,212.
	36"	20"	38"	QRC362F -() () L () ()	3,132.	3,895.	4,479.	6,047.
	36"	24"	38"	QRC363F -() () L () ()	3,456.	4,298.	4,943.	6,673.



Storage open above w/2 adj shelves, FF below	w	d	h	pattern no.	L	V1	V2	V3
	16"	20"	64"	QRC612G -() () L () ()	2,096.	2,606.	2,998.	4,047.
	16"	24"	64"	QRC613G -() () L () ()	2,318.	2,881.	3,314.	4,474.
	30"	20"	64"	QRC632G -() () L () ()	2,657.	3,303.	3,798.	5,127.
	30"	24"	64"	QRC633G -() () L () ()	2,955.	3,675.	4,225.	5,704.
	36"	20"	64"	QRC662G -() () L () ()	2,936.	3,651.	4,198.	5,667.
	36"	24"	64"	QRC663G -() () L () ()	3,265.	4,059.	4,667.	6,300.



Storage open above w/2 adj shelves, BBF below	w	d	h	pattern no.	L	V1	V2	V3
	16"	20"	64"	QRC612P -() () L () ()	2,164.	2,689.	3,094.	4,177.
	16"	24"	64"	QRC613P -() () L () ()	2,401.	2,986.	3,433.	4,635.
	30"	20"	64"	QRC632P -() () L () ()	2,547.	3,166.	3,641.	4,915.
	30"	24"	64"	QRC633P -() () L () ()	2,811.	3,494.	4,018.	5,424.
	36"	20"	64"	QRC662P -() () L () ()	2,818.	3,503.	4,029.	5,439.
	36"	24"	64"	QRC663P -() () L () ()	3,106.	3,862.	4,442.	5,997.



Order Code	
Example: QRC332FLWJL	
QR	Reff Standard Special
C	Cabinets
3	38" high
3	30" wide
2	20" deep
F	File drawer
L	Laminate finish type
W	Wood interior
J	Routed pull
L	Lock drilling

Specification Information
<i>To order please specify pattern number including:</i>
1. Hinge location, where applicable
2. Finish type
3. Interior option
4. Pull option
5. Lock option, where applicable
6. Finish, cabinet
7. Finish, pull when applicable
8. Keying instructions
*After specifying product code, provide keying instructions.
1. <i>Hinge location:</i> L = Left hand R = Right hand
2. <i>Finish type:</i> L = Laminate 1 = V1 2 = V2 3 = V3
3. <i>Interior options:</i> M = Metal

4. *Pull options:*
D = Metal D-pull
J = Routed pull
C = Nickel C-pull (nickel finish only)
S = S-pull (stainless steel finish only)

5. *Lock options:*
L = Lock hole drilled
N = No lock drilling

8. Refer to page 163 for keying instructions.

Specify shelf paint finish on open cabinets with metal interiors.

Please note: Shelf adjustability is limited to approximately 2.5" up or down per shelf from predetermined shelf height.

Application Notes

Key alike are field installed using the KnollKey order form. Random locks are factory installed.

Cabinets do not come with lock included. Keying instructions must accompany all cabinet orders.

Hinge door cabinets have optional lock drilling which can be specified in the cabinet product code.

**Note:*
Wardrobe cabinets do not come equipped with coat rod and boot tray. Please specify separately from standard Reff price list.

File drawers include file bars for front to back and side to side filing.

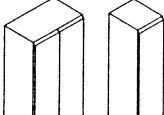
File drawers do not support bottom loading.

Applicable finishes are listed on page 87 and 88.

cabinets

68" high, wood interior

use with 28³/₈" high support components

description	w	d	h	pattern no.	L	V1	V2	V3
Cabinet with hinged doors for coat rod and boot tray* 	16"	20"	68"	QRC612DHD (L/R) () W () () ()	\$2,272.	\$2,826.	\$3,248.	\$4,385.
	16"	24"	68"	QRC613DHD (L/R) () W () () ()	2,487.	3,092.	3,556.	4,801.
	30"	20"	68"	QRC632DHD () W () () ()	2,774.	3,449.	3,967.	5,355.
	30"	24"	68"	QRC633DHD () W () () ()	2,860.	3,556.	4,088.	5,519.
	36"	20"	68"	QRC662DHD () W () () ()	3,071.	3,817.	4,391.	5,928.
	36"	24"	68"	QRC663DHD () W () () ()	3,140.	3,903.	4,490.	6,062.

Order Code

Example: QRC612DHDLWJN	
QR	Reff Standard Special
C	Cabinets
6	68" high
1	16" wide
2	20" deep
DH	Desk height
D	Wardrobe
L	Left hand hinge location
L	Laminate finish type
W	Wood interior
J	Routed pull
N	No lock drilling

Specification Information

To order please specify pattern number including:

- Hinge location, where applicable
- Finish type
- Interior option
- Pull option
- Lock option, where applicable
- Finish, cabinet
- Finish, pull when applicable
- Keying instructions

***After specifying product code, provide keying instructions.**

1. Hinge location:
L = Left hand
R = Right hand

2. Finish type:
L = Laminate
1 = V1
2 = V2
3 = V3

3. Interior options:
W = Wood

4. Pull options:
D = Metal D-pull
J = Routed pull
C = Nickel C-pull (nickel finish only)
S = S-pull (stainless steel finish only)

5. Lock options:
L = Lock hole drilled
N = No lock drilling

8. Refer to page 163 for keying instructions.

Specify shelf paint finish on open cabinets with metal interiors.

Please note: Shelf adjustability is limited to approximately 2.5" up or down per shelf from predetermined shelf height.

Application Notes

Key alike are field installed using the KnollKey order form. Random locks are factory installed.

Cabinets do not come with lock included. Keying instructions must accompany all cabinet orders.

Hinge door cabinets have optional lock drilling which can be specified in the cabinet product code.

**Note:*
Wardrobe cabinets do not come equipped with coat rod and boot tray. Please specify separately from standard Reff price list.

File drawers include file bars for front to back and side to side filing.

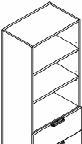
File drawers do not support bottom loading.

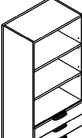
Applicable finishes are listed on page 87 and 88.

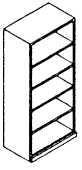
cabinets

72" high, wood interior

use with 26 1/2" high support components

description	w	d	h	pattern no.	L	V1	V2	V3
 Storage open above w/2 adj shelves, FF below	16"	20"	72"	QRC712G- () () L () () ()	\$2,358.	\$2,931.	\$3,372.	\$4,552.
	16"	24"	72"	QRC713G- () () L () () ()	2,601.	3,234.	3,719.	5,021.
	30"	20"	72"	QRC732G- () () L () () ()	2,959.	3,678.	4,229.	5,709.
	30"	24"	72"	QRC733G- () () L () () ()	3,239.	4,027.	4,630.	6,251.
	36"	20"	72"	QRC762G- () () L () () ()	3,200.	3,979.	4,576.	6,178.
	36"	24"	72"	QRC763G- () () L () () ()	3,482.	4,328.	4,978.	6,720.

 Storage open above w/2 adj shelves, BBF below	16"	20"	72"	QRC712P- () () L () () ()	2,443.	3,037.	3,493.	4,716.
	16"	24"	72"	QRC713P- () () L () () ()	2,681.	3,335.	3,833.	5,175.
	30"	20"	72"	QRC732P- () () L () () ()	2,860.	3,556.	4,089.	5,520.
	30"	24"	72"	QRC733P- () () L () () ()	3,140.	3,903.	4,490.	6,062.
	36"	20"	72"	QRC762P- () () L () () ()	3,146.	3,911.	4,497.	6,071.
	36"	24"	72"	QRC763P- () () L () () ()	3,456.	4,297.	4,942.	6,672.

 Cabinet with open shelves	30"	15"	72"	QRC731B- () () () ()	2,669.	3,317.	3,815.	5,150.
	36"	15"	72"	QRC761B- () () () ()	2,993.	3,721.	4,279.	5,777.

Note: Cabinet must be secured to wall to prevent tipping. Hardware is included.

Order Code	Specification Information	Application Notes
Example: RC732BLMNN	<i>To order please specify pattern number including:</i>	
R Reff	1. Hinge location, where applicable	1. Hinge location: L = Left hand R = Right hand
C Cabinets	2. Finish type	2. Finish type: L = Laminate
7 72" high	3. Interior option	1 = V1
3 30" wide	4. Pull option	2 = V2
2 20" deep	5. Lock option, where applicable	3 = V3
B Full bookcase	6. Finish, cabinet	
L Laminate finish	7. Finish, pull when applicable	3. Interior options: W = Wood
M Metal interior	8. Left hand side of cabinet drilling: N = No drilling	4. Pull options: D = Metal D-pull J = Routed pull C = Nickel C-pull (nickel finish only) S = S-pull (stainless steel finish only)
N No drilling	Size to drill for each workwall: S0 = 19"H x 15"D S1 = 19"H x 20"D T0 = 23"H x 15"D T1 = 23"H x 20"D	5. Lock options: L = Lock hole drilled N = No lock drilling
N No drilling	9. Right hand side of cabinet drilling: same as #8 above.	10. Refer to page 163 for keying instructions.
	10. Keying instructions	

Please note: Shelf adjustability is limited to approximately 2.5" up or down per shelf from predetermined shelf height.

*After specifying product code, provide keying instructions.

Key alike are field installed using the KnollKey order form. Random locks are factory installed.

Cabinets do not come with lock included. Keying instructions must accompany all cabinet orders.

Hinge door cabinets have optional lock drilling which can be specified in the cabinet product code.

Wardrobe cabinets do not come equipped with coat rod and boot tray. Please specify separately from standard Reff price list.

File drawers include file bars for front to back and side to side filing.

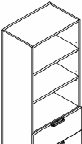
File drawers do not support bottom loading.

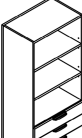
Applicable finishes are listed on page 87 and 88.

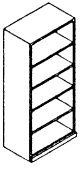
cabinets

72" high, metal interior

use with 26 1/2" high support components

description	w	d	h	pattern no.	L	V1	V2	V3
Storage open above w/2 adj shelves, FF below 	16"	20"	72"	QRC712G- () () L () () ()	\$2,220.	\$2,760.	\$3,174.	\$4,285.
	16"	24"	72"	QRC713G- () () L () () ()	2,433.	3,025.	3,478.	4,695.
	30"	20"	72"	QRC732G- () () L () () ()	2,819.	3,505.	4,031.	5,442.
	30"	24"	72"	QRC733G- () () L () () ()	3,100.	3,853.	4,432.	5,983.
	36"	20"	72"	QRC762G- () () L () () ()	3,061.	3,805.	4,376.	5,908.
	36"	24"	72"	QRC763G- () () L () () ()	3,303.	4,106.	4,723.	6,376.

Storage open above w/2 adj shelves, BBF below 	16"	20"	72"	QRC712P- () () L () () ()	2,305.	2,865.	3,295.	4,448.
	16"	24"	72"	QRC713P- () () L () () ()	2,542.	3,161.	3,634.	4,906.
	30"	20"	72"	QRC732P- () () L () () ()	2,719.	3,379.	3,887.	5,247.
	30"	24"	72"	QRC733P- () () L () () ()	3,001.	3,731.	4,291.	5,793.
	36"	20"	72"	QRC762P- () () L () () ()	3,006.	3,737.	4,297.	5,801.
	36"	24"	72"	QRC763P- () () L () () ()	3,317.	4,124.	4,741.	6,400.

Cabinet with open shelves 	30"	15"	72"	QRC731B- () () () ()	2,481.	3,085.	3,548.	4,790.
	36"	15"	72"	QRC761B- () () () ()	2,808.	3,490.	4,015.	5,420.

Note: Cabinet must be secured to wall to prevent tipping. Hardware is included.

Order Code

Example:	RC732BLMNN
R	Reff
C	Cabinets
7	72" high
3	30" wide
2	20" deep
B	Full bookcase
L	Laminate finish
M	Metal interior
N	No drilling
N	No drilling

Please note: Shelf adjustability is limited to approximately 2.5" up or down per shelf from predetermined shelf height.

Specification Information

To order please specify pattern number including:

- Hinge location, where applicable
- Finish type
- Interior option
- Pull option
- Lock option, where applicable
- Finish, cabinet
- Finish, pull when applicable
- Left hand side of cabinet drilling:
N = No drilling
Size to drill for each workwall:
S0 = 19"H x 15"D
S1 = 19"H x 20"D
T0 = 23"H x 15"D
T1 = 23"H x 20"D
- Right hand side of cabinet drilling: same as #8 above.
- Keying instructions

*After specifying product code, provide keying instructions.

1. Hinge location:
L = Left hand
R = Right hand

2. Finish type:
L = Laminate
1 = V1
2 = V2
3 = V3

3. Interior options:
M = Metal

4. Pull options:
D = Metal D-pull
J = Routed pull
C = Nickel C-pull (nickel finish only)
S = S-pull (stainless steel finish only)

5. Lock options:
L = Lock hole drilled
N = No lock drilling

10. Refer to page 163 for keying instructions.

Application Notes

Key alike are field installed using the KnollKey order form. Random locks are factory installed.

Cabinets do not come with lock included. Keying instructions must accompany all cabinet orders.

Hinge door cabinets have optional lock drilling which can be specified in the cabinet product code.

Wardrobe cabinets do not come equipped with coat rod and boot tray. Please specify separately from standard Reff price list.

File drawers include file bars for front to back and side to side filing.

File drawers do not support bottom loading.

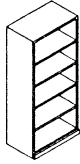
Applicable finishes are listed on page 87 and 88.

cabinets

75" high, wood interior

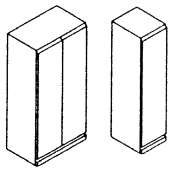
Open adjustable shelving and hinged door

description	w	d	h	pattern no.	L	V1	V2	V3
Cabinet with adjustable shelving wood interior	30"	15"	75"	QRC731DHBW () () ()	\$2,760.	\$3,430.	\$3,945.	\$5,326.
	36"	15"	75"	QRC761DHBW () () ()	3,100.	3,853.	4,432.	5,983.



4 adjustable shelves
 Note: Cabinet must be secured to wall to prevent tipping. Hardware is included.

description	w	d	h	pattern no.	L	V1	V2	V3
Cabinet with hinged doors for coat rod and boot tray*	16"	20"	75"	QRC712DHD (L/R) () W () () ()	2,436.	3,028.	3,482.	4,701.
	16"	24"	75"	QRC713DHD (L/R) () W () () ()	2,681.	3,335.	3,833.	5,175.
	30"	20"	75"	QRC732DHD () W () () ()	3,068.	3,814.	4,386.	5,921.
	30"	24"	75"	QRC733DHD () W () () ()	3,371.	4,190.	4,819.	6,506.
	36"	20"	75"	QRC762DHD () W () () ()	3,372.	4,192.	4,821.	6,508.
	36"	24"	75"	QRC763DHD () W () () ()	3,709.	4,611.	5,303.	7,159.



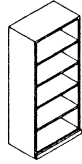
Requires one lock core per cabinet
 Note: Wardrobe cabinets do not come equipped with coat rod and boot tray. Please specify separately from standard Reff price list.

Order Code	Specification Information	Application Notes
Example: QRC731DHBW(2)(V316)	<i>To order please specify pattern number including:</i>	Cabinets on this page are engineered to align with front sets of 28 ^{3/8} "h pedestals and are intended for "desk height" planning applications. Do not mix products from 26 1/2" h (standard height) planning model with 28 3/8" h (desk height) planning model in any one configuration. 75" nominal height - actual height 75.125" Shelf adjustability is 2.5" up or down per shelf from equal drilled spacing. File drawers include file bars for front to back and side to side filing. File drawers support bottom loading.
QR Reff Standard Special		
C Cabinet		
7 75" h (nominal)		
3 30" w (nominal)		
1 15" d (nominal)		
DH Desk height		
B Open bookcase		
W Interior option, wood		
2 Finish type, V2		
V316 Finish, light maple		
	1. <i>Hinge location (where applicable)</i> L = left hand R = right hand 2. <i>Finish type</i> L = laminate 1 = V1 2 = V2 3 = V3 3. <i>Interior Option</i> W = wood (shelves match case finish or wood drawer interiors) 4. <i>Pull Option (where applicable)</i> D = metal D-pull (finish optional) J = routed J-pull (finish matches case) C = nickel finish C-pull (nickel finish only) S = S-pull (stainless steel finish only) 5. <i>Lock option (where applicable)</i> Optional hinged door configurations only Drawers always lock drilled L = drilled to accept lock N = no drilling 6. <i>Cabinet finish</i> 7. <i>Optional pull finish where applicable</i> 8. <i>Optional drilling to support workwall, left side</i> N = no drilling S0 = 19"h x 15"d S1 = 19"h x 20"d T0 = 23"h x 15"d T1 = 23"h x 20"d 9. <i>Optional drilling to support workwall, right side</i> *drilling options same as #8 above	
	Cabinets do not come with lock included. Keying instructions must accompany all cabinet orders, refer to page 163. Random locks are factory installed. Key-alike are field installed using the KnollKey order form.	

Applicable finishes are listed on page 87 and 88.

Reff Cabinetry
cabinets
75" high, metal interior
Open adjustable shelving

description	w	d	h	pattern no.	L	V1	V2	V3
Cabinet with adjustable shelving metal interior	30"	15"	75"	QRC731DHBM () () ()	\$2,569.	\$3,193.	\$3,673.	\$4,959.
	36"	15"	75"	QRC761DHBM () () ()	2,906.	3,612.	4,155.	5,609.



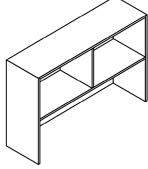
4 adjustable shelves

Note: Cabinet must be secured to wall to prevent tipping. Hardware is included.

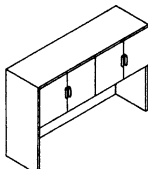
Order Code	Specification Information	Application Notes
Example: QRC731DHBM(2)(V316)	<i>To order please specify pattern number including:</i>	
QR Reff Standard Special		
C Cabinet	1. <i>Hinge location (where applicable)</i> L = left hand R = right hand	
7 75" h (nominal)	2. <i>Finish type</i> L = laminate 1 = V1 2 = V2 3 = V3	
3 30" w (nominal)	3. <i>Interior Option</i> M = metal (metal shelves or metal drawers) *If laminate case, specify finish of metal shelves to match; if case V1 or V2 finish, shelves are black)	
1 15" d (nominal)	4. <i>Pull Option (where applicable)</i> D = metal D-pull (finish optional) J = routed J-pull (finish matches case) C = nickel finish C-pull (nickel finish only) S = S-pull (stainless steel finish only)	
DH Desk height	5. <i>Lock option (where applicable)</i> Optional hinged door configurations only Drawers always lock drilled L = drilled to accept lock N = no drilling	
B Open bookcase	6. <i>Cabinet finish</i>	
M Interior option, metal	7. <i>Optional pull finish where applicable</i>	
2 Finish type, V2	8. <i>Optional drilling to support workwall, left side</i> N = no drilling S0 = 19"h x 15"d S1 = 19"h x 20"d T0 = 23"h x 15"d T1 = 23"h x 20"d	
V316 Finish, light maple	9. <i>Optional drilling to support workwall, right side</i> *drilling options same as #8 above	
	Cabinets do not come with lock included. Keying instructions must accompany all cabinet orders, refer to page 163. Random locks are factory installed. Key-alike are field installed using the KnollKey order form.	
		Cabinets on this page are engineered to align with front sets of 28 ^{3/8} "h pedestals and are intended for "desk height" planning applications. Do not mix products from 26^{1/2}"h (standard height) planning model with 28^{3/8}"h (desk height) planning model in any one configuration.
		75" nominal height - actual height 75.125"
		Shelf adjustability is 2.5" up or down per shelf from equal drilled spacing.
		File drawers include file bars for front to back and side to side filing.
		File drawers support bottom loading.

Applicable finishes are listed on page 87 and 88.

Reff Overhead storage
*overdesk units, standard height planning model
 use with 1 1/4" worksurfaces and 26 1/2" h support*

description	d	w	h	doors	pattern no.	lam.	V1	V2	V3
For 1 1/4" worksurfaces Open, 14" deep 	14"	30"	44 1/4"		QROAO30T0 () () () ()	\$1,240.	\$1,566.	\$1,848.	\$2,495.
	14"	36"	44 1/4"		QROAO36T0 () () () ()	1,360.	1,716.	2,026.	2,735.
	14"	42"	44 1/4"		QROAO42T0 () () () ()	1,483.	1,872.	2,209.	2,982.
	14"	48"	44 1/4"		QROAO48T0 () () () ()	1,633.	2,061.	2,432.	3,283.
	14"	54"	44 1/4"		QROAO54T0 () () () ()	1,783.	2,250.	2,656.	3,586.
	14"	66"	44 1/4"		QROAO66T0 () () () ()	2,614.	3,301.	3,895.	5,258.
	14"	78"	44 1/4"		QROAO78T0 () () () ()	2,681.	3,385.	3,994.	5,392.
	14"	84"	44 1/4"		QROAO84T0 () () () ()	2,695.	3,402.	4,016.	5,422.

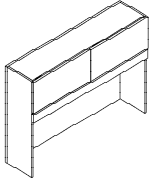
center divider on 42" and wider.

For 1 1/4" worksurfaces Hinged doors, 15" deep 	15"	30"	44 1/4"	2	QROAH30T0 () () () () () ()	1,873.	2,364.	2,766.	3,734.
	15"	36"	44 1/4"	2	QROAH36T0 () () () () () ()	2,053.	2,592.	3,034.	4,096.
	15"	42"	44 1/4"	3	QROAH42T0 () () () () () ()	2,240.	2,827.	3,307.	4,464.
	15"	48"	44 1/4"	3	QROAH48T0 () () () () () ()	2,465.	3,112.	3,642.	4,917.
	15"	54"	44 1/4"	3	QROAH54T0 () () () () () ()	2,692.	3,399.	3,976.	5,368.
	15"	66"	44 1/4"	4	QROAH66T0 () () () () () ()	3,947.	4,983.	5,830.	7,871.
	15"	78"	44 1/4"	4	QROAH78T0 () () () () () ()	4,049.	5,111.	5,980.	8,073.
	15"	84"	44 1/4"	6	QROAH84T0 () () () () () ()	4,090.	5,163.	6,040.	8,154.

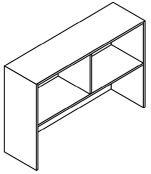
Order Code	Specification Information	Application Notes
Example: QROAF30S0LJLBF118()	To order please specify pattern number including:	Shipped knocked-down.
QR Reff Standard Special		Open cabinets require no locks.
O Overhead	1. Configuration option O = Open	Tasklights not included.
A For 1 1/4" top mounting	H = Hinged door	Tackboard included, fabric railroded.
F Flip door	F = Flip door	C, D and S pulls are not available for flip door units.
30 30" wide	2. Width	All flip door cabinets on this page are nominal 19"H not 23"H.
S Standard height	3. Storage option S0 = 19"h x 15"d S1 = 19"h x 20"d	Open/hinge doors are nominal 23"H, actual 22 3/8".
0 15" deep	T0 = 23"h x 15"d T1 = 23"h x 20"d	Locks are not factory installed.
L Finish type, laminate	4. Finish type L = Laminate	Include grommet (black only) in back panel for task light cord. If used in open plan areas specify "no grommet."
J J-pull	1 = V1	Wire manager is included and mounts adjacent to tackboard. Specify color.
L Locks included	2 = V2	
BF Cord escape, back feed	3 = V3	
118 Finish, Bright White	5. Pull option for hinged door only D = Metal D-pull (for hinged doors only) J = Routed pull C = Nickel C-pull (nickel finish only, for hinged doors only) S = Stainless steel finish S-pull (stainless steel finish only, for hinged doors only)	
(W250) Fabric		
	6. Lock option L = Lockhole drilled N = No lock drilling	
	7. Cord escape option	
	8. Finish	
	9. Pull finish where applicable	
	10. Fabric for tackboard	
	*After specifying product code, provide keying instructions.	
	Overdesk unit will achieve 72" nominal height when used with correct top.	
	The clearance under the overhead to the top of the worksurface is approximately 21 1/4".	
	Applicable finishes are listed on page 87 and 88.	
	Odd numbered hinged door is always on left side, left hinged.	

Reff Overhead storage
overdesk units, standard height planning model
use with 1 1/4" worksurfaces and 26 1/2" h support

description	d	w	h	doors	pattern no.	lam.	V1	V2	V3
For 1 1/4" worksurfaces	15"	30"	44 1/4"	1	QROAF30S0 () () () ()	\$1,723.	\$2,215.	\$2,615.	\$3,530.
Flip doors, 15" deep	15"	36"	44 1/4"	1	QROAF36S0 () () () ()	1,890.	2,431.	2,868.	3,872.
	15"	42"	44 1/4"	1	QROAF42S0 () () () ()	2,060.	2,650.	3,127.	4,221.
	15"	48"	44 1/4"	1	QROAF48S0 () () () ()	2,268.	2,918.	3,444.	4,649.
	15"	54"	44 1/4"	2	QROAF54S0 () () () ()	2,476.	3,185.	3,758.	5,073.
	15"	66"	44 1/4"	2	QROAF66S0 () () () ()	3,632.	4,672.	5,513.	7,443.
	15"	78"	44 1/4"	2	QROAF78S0 () () () ()	3,725.	4,792.	5,655.	7,634.
	15"	90"	44 1/4"	2	QROAF90S0 () () () ()	4,066.	5,232.	6,172.	8,332.



For 1 1/4" worksurfaces	19"	30"	44 1/4"		QROAO30T1 () () () ()	1,315.	1,661.	1,958.	2,643.
Open, 19" deep	19"	36"	44 1/4"		QROAO36T1 () () () ()	1,442.	1,820.	2,149.	2,901.
	19"	42"	44 1/4"		QROAO42T1 () () () ()	1,573.	1,987.	2,343.	3,163.
	19"	48"	44 1/4"		QROAO48T1 () () () ()	1,731.	2,186.	2,579.	3,482.
	19"	54"	44 1/4"		QROAO54T1 () () () ()	1,891.	2,387.	2,817.	3,803.
	19"	66"	44 1/4"		QROAO66T1 () () () ()	2,772.	3,500.	4,130.	5,576.
	19"	78"	44 1/4"		QROAO78T1 () () () ()	2,844.	3,591.	4,237.	5,720.
	19"	84"	44 1/4"		QROAO84T1 () () () ()	2,858.	3,608.	4,258.	5,748.

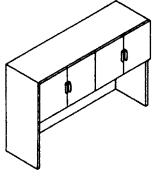


center divider on 42" and wider.

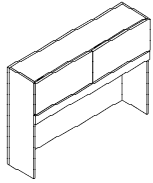
Order Code	Specification Information	Application Notes
Example: QROAF30S0LJLBF118()	To order please specify pattern number including:	Shipped knocked-down.
QR Reff Standard Special		Open cabinets require no locks.
O Overhead	1. Configuration option O = Open	Tasklights not included.
A For 1 1/4" top mounting	H = Hinged door	Tackboard included, fabric railroaded.
F Flip door	F = Flip door	C, D and S pulls are not available for flip door units.
30 30" wide	2. Width	All flip door cabinets on this page are nominal 19"H not 23"H.
S Standard height	3. Storage option S0 = 19"h x 15"d S1 = 19"h x 20"d	Open/hinge doors are nominal 23"H, actual 22 3/8".
0 15" deep	T0 = 23"h x 15"d T1 = 23"h x 20"d	Locks are not factory installed.
L Finish type, laminate	4. Finish type L = Laminate	Include grommet (black only) in back panel for task light cord. If used in open plan areas specify "no grommet."
J J-pull	1 = V1	Wire manager is included and mounts adjacent to tackboard. Specify color.
L Locks included	2 = V2	
BF Cord escape, back feed	3 = V3	
118 Finish, Bright White	5. Pull option for hinged door only D = Metal D-pull (for hinged doors only) J = Routed pull C = Nickel C-pull (nickel finish only, for hinged doors only) S = Stainless steel finish S-pull (stainless steel finish only, for hinged doors only)	
(W250) Fabric		
	6. Lock option L = Lockhole drilled N = No lock drilling	
	7. Cord escape option	
	8. Finish	
	9. Pull finish where applicable	
	10. Fabric for tackboard	
	*After specifying product code, provide keying instructions.	
	Overdesk unit will achieve 72" nominal height when used with correct top.	
	The clearance under the overhead to the top of the worksurface is approximately 21 1/4".	
	Applicable finishes are listed on page 87 and 88.	
	Odd numbered hinged door is always on left side, left hinged.	

Reff Overhead storage
overdesk units, standard height planning model
use with 1 1/4" worksurfaces and 26 1/2" h support

description	d	w	h	doors	pattern no.	lam.	V1	V2	V3
For 1 1/4" worksurfaces	20"	30"	44 1/4"	2	QROAH30T1 (X)(X)(X)(X)	\$1,977.	\$2,497.	\$2,920.	\$3,942.
Hinged doors, 20" deep	20"	36"	44 1/4"	2	QROAH36T1 (X)(X)(X)(X)	2,168.	2,736.	3,202.	4,323.
	20"	42"	44 1/4"	3	QROAH42T1 (X)(X)(X)(X)	2,364.	2,984.	3,491.	4,713.
	20"	48"	44 1/4"	3	QROAH48T1 (X)(X)(X)(X)	2,603.	3,286.	3,845.	5,191.
	20"	54"	44 1/4"	3	QROAH54T1 (X)(X)(X)(X)	2,842.	3,587.	4,198.	5,667.
	20"	66"	44 1/4"	4	QROAH66T1 (X)(X)(X)(X)	4,167.	5,260.	6,155.	8,309.
	20"	78"	44 1/4"	4	QROAH78T1 (X)(X)(X)(X)	4,275.	5,396.	6,313.	8,523.
	20"	84"	44 1/4"	6	QROAH84T1 (X)(X)(X)(X)	4,317.	5,450.	6,377.	8,609.

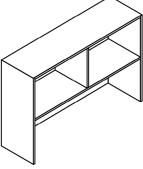


For 1 1/4" worksurfaces	20"	30"	44 1/4"	1	QROAF30S1 (X)(X)(X)	1,826.	2,349.	2,772.	3,742.
Flip doors, 20" deep	20"	36"	44 1/4"	1	QROAF36S1 (X)(X)(X)	2,003.	2,576.	3,040.	4,104.
	20"	42"	44 1/4"	1	QROAF42S1 (X)(X)(X)	2,184.	2,809.	3,315.	4,475.
	20"	48"	44 1/4"	1	QROAF48S1 (X)(X)(X)	2,404.	3,094.	3,651.	4,929.
	20"	54"	44 1/4"	2	QROAF54S1 (X)(X)(X)	2,625.	3,376.	3,984.	5,378.
	20"	66"	44 1/4"	2	QROAF66S1 (X)(X)(X)	3,849.	4,951.	5,842.	7,887.
	20"	78"	44 1/4"	2	QROAF78S1 (X)(X)(X)	3,948.	5,079.	5,994.	8,092.
	20"	90"	44 1/4"	2	QROAF90S1 (X)(X)(X)	4,304.	5,537.	6,533.	8,820.

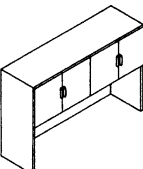


Order Code	Specification Information	Application Notes
Example: QROAF30S0LJLBF118()	To order please specify pattern number including:	Shipped knocked-down.
QR Reff Standard Special	1. Configuration option	Open cabinets require no locks.
O Overhead	O = Open	Tasklights not included.
A For 1 1/4" top mounting	H = Hinged door	Tackboard included, fabric railroded.
F Flip door	F = Flip door	C, D and S pulls are not available for flip door units.
30 30" wide	2. Width	All flip door cabinets on this page are nominal 19"H not 23"H.
S Standard height	3. Storage option	Open/hinge doors are nominal 23"H, actual 22 3/8".
0 15" deep	S0 = 19"h x 15"d	Locks are not factory installed.
L Finish type, laminate	S1 = 19"h x 20"d	Include grommet (black only) in back panel for task light cord. If used in open plan areas specify "no grommet."
J J-pull	T0 = 23"h x 15"d	Wire manager is included and mounts adjacent to tackboard. Specify color.
L Locks included	T1 = 23"h x 20"d	
BF Cord escape, back feed	4. Finish type	
118 Finish, Bright White	L = Laminate	
(W250) Fabric	1 = V1	
	2 = V2	
	3 = V3	
	5. Pull option for hinged door only	
	D = Metal D-pull (for hinged doors only)	Applicable finishes are listed on page 87 and 88.
	J = Routed pull	Odd numbered hinged door is always on left side, left hinged.
	C = Nickel C-pull (nickel finish only, for hinged doors only)	
	S = Stainless steel finish S-pull (stainless steel finish only, for hinged doors only)	
	6. Lock option	
	L = Lockhole drilled	
	N = No lock drilling	
	7. Cord escape option	
	8. Finish	
	9. Pull finish where applicable	
	10. Fabric for tackboard	
	*After specifying product code, provide keying instructions.	
	Overdesk unit will achieve 72" nominal height when used with correct top.	
	The clearance under the overhead to the top of the worksurface is approximately 21 1/4".	

Reff Overhead storage
*overdesk units, standard height planning model
 use with 1³/₄" worksurfaces and 26¹/₂"h support*

description	d	w	h	doors	pattern no.	lam.	V1	V2	V3
For 1 ³ / ₄ " worksurfaces Open, 14" deep 	14"	30"	43 ³ / ₄ "		QROB030T0 () () () ()	\$1,251.	\$1,579.	\$1,863.	\$2,515.
	14"	36"	43 ³ / ₄ "		QROB036T0 () () () ()	1,372.	1,732.	2,044.	2,759.
	14"	42"	43 ³ / ₄ "		QROB042T0 () () () ()	1,496.	1,889.	2,227.	3,006.
	14"	48"	43 ³ / ₄ "		QROB048T0 () () () ()	1,647.	2,079.	2,453.	3,312.
	14"	54"	43 ³ / ₄ "		QROB054T0 () () () ()	1,798.	2,269.	2,677.	3,614.
	14"	66"	43 ³ / ₄ "		QROB066T0 () () () ()	2,636.	3,328.	3,927.	5,301.
	14"	78"	43 ³ / ₄ "		QROB078T0 () () () ()	2,704.	3,413.	4,028.	5,438.
	14"	84"	43 ³ / ₄ "		QROB084T0 () () () ()	2,718.	3,432.	4,048.	5,465.

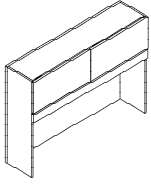
center divider on 42" and wider.

For 1 ³ / ₄ " worksurfaces Hinged doors, 15" deep 	15"	30"	43 ³ / ₄ "	2	QROBH30T0 () () () () () ()	1,892.	2,388.	2,794.	3,772.
	15"	36"	43 ³ / ₄ "	2	QROBH36T0 () () () () () ()	2,074.	2,618.	3,062.	4,134.
	15"	42"	43 ³ / ₄ "	3	QROBH42T0 () () () () () ()	2,262.	2,855.	3,341.	4,510.
	15"	48"	43 ³ / ₄ "	3	QROBH48T0 () () () () () ()	2,490.	3,143.	3,678.	4,965.
	15"	54"	43 ³ / ₄ "	3	QROBH54T0 () () () () () ()	2,719.	3,433.	4,016.	5,422.
	15"	66"	43 ³ / ₄ "	4	QROBH66T0 () () () () () ()	3,987.	5,032.	5,889.	7,950.
	15"	78"	43 ³ / ₄ "	4	QROBH78T0 () () () () () ()	4,090.	5,163.	6,040.	8,154.
	15"	84"	43 ³ / ₄ "	6	QROBH84T0 () () () () () ()	4,129.	5,213.	6,099.	8,234.

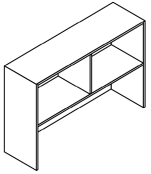
Order Code	Specification Information	Application Notes
Example: QROBF30S0LJLBF118()	To order please specify pattern number including:	Shipped knocked-down.
QR Reff Standard Special	1. Configuration option	Open cabinets require no locks.
O Overhead	O = Open	Tasklights not included.
B For 1 ³ / ₄ " top mounting	H = Hinged door	Tackboard included, fabric railroded.
F Flip door	F = Flip door	C, D and S pulls are not available for flip door units.
30 30" wide	2. Width	All flip door cabinets on this page are nominal 19"H not 23"H.
S Standard height	3. Storage option	Open/hinge doors are nominal 23"H, actual 22 ³ / ₈ ".
0 15" deep	S0 = 19"h x 15"d	Locks are not factory installed.
L Finish type, laminate	S1 = 19"h x 20"d	Include grommet (black only) in back panel for task light cord. If used in open plan areas specify "no grommet."
J J-pull	T0 = 23"h x 15"d	Wire manager is included and mounts adjacent to tackboard. Specify color.
L Locks included	T1 = 23"h x 20"d	
BF Cord escape, back feed	4. Finish type	
118 Finish, Bright White	L = Laminate	
(W250) Fabric	1 = V1	
	2 = V2	
	3 = V3	
	5. Pull option for hinged door only	
	D = Metal D-pull (for hinged doors only)	
	J = Routed pull	
	C = Nickel C-pull (nickel finish only, for hinged doors only)	
	S = Stainless steel finish S-pull (stainless steel finish only, for hinged doors only)	
	6. Lock option	
	L = Lockhole drilled	
	N = No lock drilling	
	7. Cord escape option	
	8. Finish	
	9. Pull finish where applicable	
	10. Fabric for tackboard	
	*After specifying product code, provide keying instructions.	
	Overdesk unit will achieve 72" nominal height when used with correct top.	
	The clearance under the overhead to the top of the worksurface is approximately 20 ³ / ₄ ".	
	Applicable finishes are listed on page 87 and 88.	
	Odd numbered hinged door is always on left side, left hinged.	

Reff Overhead storage
*overdesk units, standard height planning model
 use with 1 3/4" worksurfaces and 26 1/2" h support*

description	d	w	h	doors	pattern no.	lam.	V1	V2	V3
For 1 3/4" worksurfaces	15"	30"	43 3/4"	1	QROBF30S0 () () () ()	\$1,740.	\$2,238.	\$2,642.	\$3,567.
Flip doors, 15" deep	15"	36"	43 3/4"	1	QROBF36S0 () () () ()	1,908.	2,454.	2,896.	3,910.
	15"	42"	43 3/4"	1	QROBF42S0 () () () ()	2,081.	2,677.	3,159.	4,265.
	15"	48"	43 3/4"	1	QROBF48S0 () () () ()	2,291.	2,947.	3,477.	4,694.
	15"	54"	43 3/4"	2	QROBF54S0 () () () ()	2,502.	3,219.	3,798.	5,127.
	15"	66"	43 3/4"	2	QROBF66S0 () () () ()	3,668.	4,720.	5,567.	7,515.
	15"	78"	43 3/4"	2	QROBF78S0 () () () ()	3,762.	4,839.	5,711.	7,710.
	15"	90"	43 3/4"	2	QROBF90S0 () () () ()	4,113.	5,292.	6,243.	8,428.



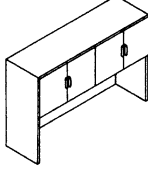
For 1 3/4" worksurfaces	19"	30"	43 3/4"		QROBO30T1 () () () ()	1,315.	1,661.	1,958.	2,643.
Open, 19" deep	19"	36"	43 3/4"		QROBO36T1 () () () ()	1,442.	1,820.	2,149.	2,901.
	19"	42"	43 3/4"		QROBO42T1 () () () ()	1,573.	1,987.	2,343.	3,163.
	19"	48"	43 3/4"		QROBO48T1 () () () ()	1,731.	2,186.	2,579.	3,482.
	19"	54"	43 3/4"		QROBO54T1 () () () ()	1,891.	2,387.	2,817.	3,803.
	19"	66"	43 3/4"		QROBO66T1 () () () ()	2,772.	3,500.	4,130.	5,576.
	19"	78"	43 3/4"		QROBO78T1 () () () ()	2,844.	3,591.	4,237.	5,720.
	19"	84"	43 3/4"		QROBO84T1 () () () ()	2,858.	3,608.	4,258.	5,748.

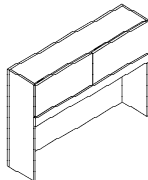


center divider on 42" and wider.

Order Code	Specification Information	Application Notes
Example: QROBF30S0LJLBF118()	<i>To order please specify pattern number including:</i>	Shipped knocked-down.
QR Reff Standard Special	1. <i>Configuration option</i>	Open cabinets require no locks.
O Overhead	O = Open	Tasklights not included.
B For 1 3/4" top mounting	H = Hinged door	Tackboard included, fabric railroded.
F Flip door	F = Flip door	C, D and S pulls are not available for flip door units.
30 30" wide	2. <i>Width</i>	All flip door cabinets on this page are nominal 19"H not 23"H.
S Standard height	3. <i>Storage option</i>	Open/hinge doors are nominal 23"H, actual 22 3/8".
0 15" deep	S0 = 19"h x 15"d	Locks are not factory installed.
L Finish type, laminate	S1 = 19"h x 20"d	Include grommet (black only) in back panel for task light cord. If used in open plan areas specify "no grommet."
J J-pull	T0 = 23"h x 15"d	Wire manager is included and mounts adjacent to tackboard. Specify color.
L Locks included	T1 = 23"h x 20"d	
BF Cord escape, back feed	4. <i>Finish type</i>	
118 Finish, Bright White	L = Laminate	
(W250) Fabric	1 = V1	
	2 = V2	
	3 = V3	
	5. <i>Pull option for hinged door only</i>	
	D = Metal D-pull (for hinged doors only)	
	J = Routed pull	
	C = Nickel C-pull (nickel finish only, for hinged doors only)	
	S = Stainless steel finish S-pull (stainless steel finish only, for hinged doors only)	
	6. <i>Lock option</i>	
	L = Lockhole drilled	
	N = No lock drilling	
	7. <i>Cord escape option</i>	
	8. <i>Finish</i>	
	9. <i>Pull finish where applicable</i>	
	10. <i>Fabric for tackboard</i>	
	<i>*After specifying product code, provide keying instructions.</i>	
	Overdesk unit will achieve 72" nominal height when used with correct top.	
	The clearance under the overhead to the top of the worksurface is approximately 20 3/4".	
	Applicable finishes are listed on page 87 and 88.	
	Odd numbered hinged door is always on left side, left hinged.	

Reff Overhead storage
overdesk units, standard height planning model
use with 1³/₄" worksurfaces and 26¹/₂"h support

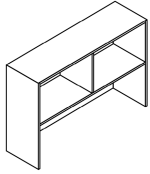
description	d	w	h	doors	pattern no.	lam.	V1	V2	V3
For 1 ³ / ₄ " worksurfaces	20"	30"	43 ³ / ₄ "	2	QROBH30T1 () () () () () ()	\$2,000.	\$2,525.	\$2,954.	\$3,988.
Hinged doors, 20" deep 	20"	36"	43 ³ / ₄ "	2	QROBH36T1 () () () () () ()	2,192.	2,768.	4,441.	5,995.
	20"	42"	43 ³ / ₄ "	3	QROBH42T1 () () () () () ()	2,390.	3,017.	3,531.	4,767.
	20"	48"	43 ³ / ₄ "	3	QROBH48T1 () () () () () ()	2,632.	3,324.	3,888.	5,249.
	20"	54"	43 ³ / ₄ "	3	QROBH54T1 () () () () () ()	2,874.	3,629.	4,246.	5,732.
	20"	66"	43 ³ / ₄ "	4	QROBH66T1 () () () () () ()	4,215.	5,320.	6,226.	8,405.
	20"	78"	43 ³ / ₄ "	4	QROBH78T1 () () () () () ()	4,323.	5,457.	6,386.	8,621.
	20"	84"	43 ³ / ₄ "	4	QROBH84T1 () () () () () ()	4,365.	5,510.	6,447.	8,703.

For 1 ³ / ₄ " worksurfaces	20"	30"	43 ³ / ₄ "	1	QROBF30S1 () () () ()	1,841.	2,369.	2,795.	3,773.
Flip doors, 20" deep 	20"	36"	43 ³ / ₄ "	1	QROBF36S1 () () () ()	2,020.	2,599.	3,068.	4,142.
	20"	42"	43 ³ / ₄ "	1	QROBF42S1 () () () ()	2,202.	2,832.	3,342.	4,512.
	20"	48"	43 ³ / ₄ "	1	QROBF48S1 () () () ()	2,425.	3,119.	3,680.	4,968.
	20"	54"	43 ³ / ₄ "	2	QROBF54S1 () () () ()	2,647.	3,405.	4,018.	5,424.
	20"	66"	43 ³ / ₄ "	2	QROBF66S1 () () () ()	3,882.	4,994.	5,892.	7,954.
	20"	78"	43 ³ / ₄ "	2	QROBF78S1 () () () ()	3,983.	5,123.	6,045.	8,161.
	20"	90"	43 ³ / ₄ "	2	QROBF90S1 () () () ()	4,354.	5,601.	6,609.	8,922.

Order Code	Specification Information	Application Notes
Example: QROBF30S0LJLBF118()	To order please specify pattern number including:	Shipped knocked-down.
QR Reff Standard Special	1. Configuration option O = Open H = Hinged door F = Flip door	Open cabinets require no locks.
O Overhead	2. Width	Tasklights not included.
B For 1 ³ / ₄ " top mounting	3. Storage option S0 = 19"h x 15"d S1 = 19"h x 20"d T0 = 23"h x 15"d T1 = 23"h x 20"d	Tackboard included, fabric railroded.
F Flip door	4. Finish type L = Laminate 1 = V1 2 = V2 3 = V3	C, D and S pulls are not available for flip door units.
30 30" wide	5. Pull option for hinged door only D = Metal D-pull (for hinged doors only) J = Routed pull C = Nickel C-pull (nickel finish only, for hinged doors only) S = Stainless steel finish S-pull (stainless steel finish only, for hinged doors only)	All flip door cabinets on this page are nominal 19"H not 23"H.
S Standard height	6. Lock option L = Lockhole drilled N = No lock drilling	Open/hinge doors are nominal 23"H, actual 22 ³ / ₈ ".
0 15" deep	7. Cord escape option	Locks are not factory installed.
L Finish type, laminate	8. Finish	Include grommet (black only) in back panel for task light cord. If used in open plan areas specify "no grommet."
J J-pull	9. Pull finish where applicable	Wire manager is included and mounts adjacent to tackboard. Specify color.
L Locks included	10. Fabric for tackboard	
BF Cord escape, back feed	*After specifying product code, provide keying instructions.	
118 Finish, Bright White	Overdesk unit will achieve 72" nominal height when used with correct top.	
(W250) Fabric	The clearance under the overhead to the top of the worksurface is approximately 20 ³ / ₄ ".	
	Applicable finishes are listed on page 87 and 88.	
	Odd numbered hinged door is always on left side, left hinged.	

Reff Overhead storage
overdesk units, desk height planning model
use with 1 1/4" worksurfaces and 28 3/8" h support

description	d	w	h	doors	pattern no.	lam.	V1	V2	V3
For 1 1/4" worksurfaces Open, 14" deep	14"	30"	45 1/2"		QROAO30T0DH () () ()	\$1,302.	\$1,643.	\$1,940.	\$2,619.
	14"	36"	45 1/2"		QROAO36T0DH () () ()	1,428.	1,804.	2,128.	2,873.
	14"	42"	45 1/2"		QROAO42T0DH () () ()	1,557.	1,966.	2,319.	3,131.
	14"	48"	45 1/2"		QROAO48T0DH () () ()	1,714.	2,164.	2,553.	3,447.
	14"	54"	45 1/2"		QROAO54T0DH () () ()	1,871.	2,363.	2,789.	3,765.
	14"	66"	45 1/2"		QROAO66T0DH () () ()	2,745.	3,465.	4,088.	5,519.
	14"	78"	45 1/2"		QROAO78T0DH () () ()	2,815.	3,554.	4,193.	5,661.
	14"	84"	45 1/2"		QROAO84T0DH () () ()	2,830.	3,573.	4,216.	5,692.



center divider on 42" and wider.

Order Code	Specification Information	Application Notes
Example: QROAO30T0DHLBF118 ()	<i>To order please specify pattern number including:</i>	
QR Reff Standard Special		
O Overhead	1. <i>Configuration option (embedded in pattern number)</i> O = Open H = Hinged doors F = Flip doors	6. <i>Tasklight cord escape</i> BF = back feed FF = front feed
A For mounting on 1 1/4" thick top	2. <i>Storage option (embedded in pattern number)</i> S0 = 19"h x 15"d S1 = 19"h x 20"d T0 = 23"h x 15"d T1 = 23"h x 20"d	7. <i>Finish</i>
O Open	3. <i>Finish type</i> L = laminate 1 = V1 2 = V2 3 = V3	8. <i>Optional pull finish, where applicable</i>
30 30" wide	4. <i>Pull option</i> (Optional hinged door configurations only) D = metal D-pull (finish optional) J = routed J-pull (finish matches case) C = nickel finish C-pull (nickel finish only) S = S-pull (stainless steel finish only)	9. <i>Fabric for tackboard</i>
T 23"h storage	5. <i>Lock option</i> (Optional hinged door configurations only) L = drilled to accept lock N = no drilling	Overdesk units do not come with lock included. Keying instructions must accompany all orders, refer to page 163. Random locks are factory installed. Key-alike are field installed using the KnollKey order form.
0 15"d storage		Products on this page shipped knocked-down.
DH desk height, 75" height overall		Tasklights not included.
L Finish type, laminate		Tackboard included, fabric orientation applied railroaded.
BF Cord escape, back feed		Wire manager included and mounts adjacent to tackboard. Specify color.
118 Finish, Bright White		Include grommet (black only) in back panel for tasklight cord. If used in open plan areas, specify "no grommet"
() Fabric selection		

dimensions noted nominal

Products on this page are engineered to align with 75"h cabinets. Be sure storage dimension options and drilling options correspond accordingly. For storage options below the worksurface, specify 28 3/8" h products. ; **do not mix products from 26 1/2" h (standard height) planning model with 28 3/8" h (desk height) planning model in any one configuration.**

Overdesk unit will achieve 75" nominal height - actual height 75.125", when used with correct thickness of top.

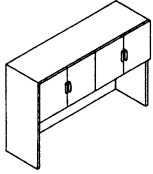
Clearance below overhead storage to top of worksurface is approximately 23 1/8" h.

Applicable finishes are listed on page 87 and 88.

Odd numbered hinged door is always on left side, left hinged.

Reff Overhead storage
overdesk units, desk height planning model
use with 1 1/4" worksurfaces and 28 3/8" h support

description	d	w	h	doors	pattern no.	lam.	V1	V2	V3
For 1 1/4" worksurfaces	15"	30"	45 1/2"	2	QROAH30T0DH () () () () ()	\$1,967.	\$2,482.	\$2,905.	\$3,922.
Hinged doors, 15" deep	15"	36"	45 1/2"	2	QROAH36T0DH () () () () ()	2,156.	2,722.	3,185.	4,300.
	15"	42"	45 1/2"	3	QROAH42T0DH () () () () ()	2,352.	2,968.	3,473.	4,689.
	15"	48"	45 1/2"	3	QROAH48T0DH () () () () ()	2,588.	3,268.	3,824.	5,162.
	15"	54"	45 1/2"	3	QROAH54T0DH () () () () ()	2,826.	3,568.	4,175.	5,636.
	15"	66"	45 1/2"	4	QROAH66T0DH () () () () ()	4,144.	5,232.	6,121.	8,263.
	15"	78"	45 1/2"	4	QROAH78T0DH () () () () ()	4,251.	5,367.	6,278.	8,475.
	15"	84"	45 1/2"	6	QROAH84T0DH () () () () ()	4,294.	5,421.	6,342.	8,562.

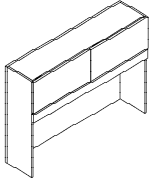


Order Code	Specification Information	Application Notes
Example: QROAO30T0DHLBF118()	<i>To order please specify pattern number including:</i>	
QR Reff Standard Special		
O Overhead	1. <i>Configuration option (embedded in pattern number)</i> O = Open H = Hinged doors F = Flip doors	
A For mounting on 1 1/4" thick top	2. <i>Storage option (embedded in pattern number)</i> S0 = 19"h x 15"d S1 = 19"h x 20"d T0 = 23"h x 15"d T1 = 23"h x 20"d	
O Open	3. <i>Finish type</i> L = laminate 1 = V1 2 = V2 3 = V3	
30 30" wide	4. <i>Pull option</i> (Optional hinged door configurations only) D = metal D-pull (finish optional) J = routed J-pull (finish matches case) C = nickel finish C-pull (nickel finish only) S = S-pull (stainless steel finish only)	
T 23"h storage	5. <i>Lock option</i> (Optional hinged door configurations only) L = drilled to accept lock N = no drilling	
0 15"d storage		6. <i>Tasklight cord escape</i> BF = back feed FF = front feed
DH desk height, 75" height overall		7. <i>Finish</i>
L Finish type, laminate		8. <i>Optional pull finish, where applicable</i>
BF Cord escape, back feed		9. <i>Fabric for tackboard</i>
118 Finish, Bright White		Overdesk units do not come with lock included. Keying instructions must accompany all orders, refer to page 163. Random locks are factory installed. Key-alike are field installed using the KnollKey order form.
() Fabric selection		Products on this page shipped knocked-down.
		Tasklights not included.
		Tackboard included, fabric orientation applied railroaded.
		Wire manager included and mounts adjacent to tackboard. Specify color.
		Include grommet (black only) in back panel for tasklight cord. If used in open plan areas, specify "no grommet"
		Products on this page are engineered to align with 75"h cabinets. Be sure storage dimension options and drilling options correspond accordingly. For storage options below the worksurface, specify 28 3/8" h products. ; do not mix products from 26 1/2" h (standard height) planning model with 28 3/8" h (desk height) planning model in any one configuration.
		Overdesk unit will achieve 75" nominal height - actual height 75.125", when used with correct thickness of top.
		Clearance below overhead storage to top of worksurface is approximately 23 1/8" h.
		Applicable finishes are listed on page 87 and 88.
		Odd numbered hinged door is always on left side, left hinged.

dimensions noted nominal

Reff Overhead storage
overdesk units, desk height planning model
use with 1 1/4" worksurfaces and 28 3/8" h support

description	d	w	h	doors	pattern no.	lam.	V1	V2	V3
For 1 1/4" worksurfaces	15"	30"	45 1/2"	1	QROAF30S0DH() () () ()	\$1,809.	\$2,328.	\$2,747.	\$3,708.
Flip doors, 15" deep	15"	36"	45 1/2"	1	QROAF36S0DH() () () ()	1,984.	2,552.	3,012.	4,066.
	15"	42"	45 1/2"	1	QROAF42S0DH() () () ()	2,164.	2,783.	3,284.	4,433.
	15"	48"	45 1/2"	1	QROAF48S0DH() () () ()	2,382.	3,064.	3,616.	4,882.
	15"	54"	45 1/2"	2	QROAF54S0DH() () () ()	2,600.	3,344.	3,947.	5,328.
	15"	66"	45 1/2"	2	QROAF66S0DH() () () ()	3,813.	4,905.	5,789.	7,815.
	15"	78"	45 1/2"	2	QROAF78S0DH() () () ()	3,911.	5,031.	5,937.	8,015.
	15"	90"	45 1/2"	2	QROAF90S0DH() () () ()	4,269.	5,492.	6,481.	8,749.

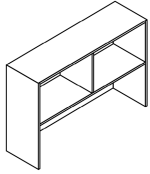


Order Code	Specification Information	Application Notes
Example: QROAO30T0DHLBF118()	<i>To order please specify pattern number including:</i>	
QR Reff Standard Special		
O Overhead	1. <i>Configuration option (embedded in pattern number)</i> O = Open H = Hinged doors F = Flip doors	
A For mounting on 1 1/4" thick top		
O Open	2. <i>Storage option (embedded in pattern number)</i> S0 = 19"h x 15"d S1 = 19"h x 20"d T0 = 23"h x 15"d T1 = 23"h x 20"d	
30 30" wide		
T 23"h storage		
0 15"d storage		
DH desk height, 75" height overall	3. <i>Finish type</i> L = laminate 1 = V1 2 = V2 3 = V3	
L Finish type, laminate		
BF Cord escape, back feed	4. <i>Pull option</i> (Optional hinged door configurations only) D = metal D-pull (finish optional) J = routed J-pull (finish matches case) C = nickel finish C-pull (nickel finish only) S = S-pull (stainless steel finish only)	
118 Finish, Bright White		
() Fabric selection	5. <i>Lock option</i> (Optional hinged door configurations only) L = drilled to accept lock N = no drilling	
	6. <i>Tasklight cord escape</i> BF = back feed FF = front feed	
	7. <i>Finish</i>	
	8. <i>Optional pull finish, where applicable</i>	
	9. <i>Fabric for tackboard</i>	
	Overdesk units do not come with lock included. Keying instructions must accompany all orders, refer to page 163. Random locks are factory installed. Key-alike are field installed using the KnollKey order form.	Products on this page are engineered to align with 75"h cabinets. Be sure storage dimension options and drilling options correspond accordingly. For storage options below the worksurface, specify 28 3/8" h products. ; do not mix products from 26 1/2" h (standard height) planning model with 28 3/8" h (desk height) planning model in any one configuration.
	Products on this page shipped knocked-down.	Overdesk unit will achieve 75" nominal height - actual height 75.125", when used with correct thickness of top.
	Tasklights not included.	Clearance below overhead storage to top of worksurface is approximately 23 1/8" h.
	Tackboard included, fabric orientation applied railroaded.	Applicable finishes are listed on page 87 and 88.
	Wire manager included and mounts adjacent to tackboard. Specify color.	Odd numbered hinged door is always on left side, left hinged.
	Include grommet (black only) in back panel for tasklight cord. If used in open plan areas, specify "no grommet"	

dimensions noted nominal

Reff Overhead storage
overdesk units, desk height planning model
use with 1 1/4" worksurfaces and 28 3/8" h support

description	d	w	h	doors	pattern no.	lam.	V1	V2	V3
For 1 1/4" worksurfaces Open, 19" deep	19"	30"	45 1/2"		QROAO30T1DH () () ()	\$1,381.	\$1,744.	\$2,058.	\$2,778.
	19"	36"	45 1/2"		QROAO36T1DH () () ()	1,514.	1,911.	2,256.	3,046.
	19"	42"	45 1/2"		QROAO42T1DH () () ()	1,651.	2,085.	2,460.	3,321.
	19"	48"	45 1/2"		QROAO48T1DH () () ()	1,818.	2,295.	2,708.	3,656.
	19"	54"	45 1/2"		QROAO54T1DH () () ()	1,985.	2,505.	2,956.	3,991.
	19"	66"	45 1/2"		QROAO66T1DH () () ()	2,910.	3,675.	4,336.	5,854.
	19"	78"	45 1/2"		QROAO78T1DH () () ()	2,985.	3,769.	4,447.	6,003.
	19"	84"	45 1/2"		QROAO84T1DH () () ()	3,001.	3,789.	4,471.	6,036.



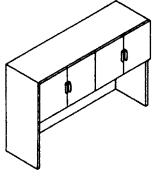
center divider on 42" and wider.

Order Code	Specification Information	Application Notes
Example: QROAO30T0DHLBF118 ()	<i>To order please specify pattern number including:</i>	
QR Reff Standard Special		
O Overhead	1. <i>Configuration option (embedded in pattern number)</i> O = Open H = Hinged doors F = Flip doors	6. <i>Tasklight cord escape</i> BF = back feed FF = front feed
A For mounting on 1 1/4" thick top	2. <i>Storage option (embedded in pattern number)</i> S0 = 19"h x 15"d S1 = 19"h x 20"d T0 = 23"h x 15"d T1 = 23"h x 20"d	7. <i>Finish</i> 8. <i>Optional pull finish, where applicable</i> 9. <i>Fabric for tackboard</i>
O Open	3. <i>Finish type</i> L = laminate 1 = V1 2 = V2 3 = V3	Overdesk units do not come with lock included. Keying instructions must accompany all orders, refer to page 163. Random locks are factory installed. Key-alike are field installed using the KnollKey order form.
30 30" wide	4. <i>Pull option</i> (Optional hinged door configurations only) D = metal D-pull (finish optional) J = routed J-pull (finish matches case) C = nickel finish C-pull (nickel finish only) S = S-pull (stainless steel finish only)	Products on this page shipped knocked-down. Tasklights not included. Tackboard included, fabric orientation applied railroaded. Wire manager included and mounts adjacent to tackboard. Specify color.
T 23"h storage	5. <i>Lock option</i> (Optional hinged door configurations only) L = drilled to accept lock N = no drilling	Include grommet (black only) in back panel for tasklight cord. If used in open plan areas, specify "no grommet"
0 15"d storage		
DH desk height, 75" height overall		Products on this page are engineered to align with 75"h cabinets. Be sure storage dimension options and drilling options correspond accordingly. For storage options below the worksurface, specify 28 3/8" h products. ; do not mix products from 26 1/2" h (standard height) planning model with 28 3/8" h (desk height) planning model in any one configuration.
L Finish type, laminate		Overdesk unit will achieve 75" nominal height - actual height 75.125", when used with correct thickness of top.
BF Cord escape, back feed		Clearance below overhead storage to top of worksurface is approximately 23 1/8" h.
118 Finish, Bright White		Applicable finishes are listed on page 87 and 88.
() Fabric selection		Odd numbered hinged door is always on left side, left hinged.

dimensions noted nominal

Reff Overhead storage
overdesk units, desk height planning model
use with 1 1/4" worksurfaces and 28 3/8" h support

description	d	w	h	doors	pattern no.	lam.	V1	V2	V3
For 1 1/4" worksurfaces	20"	30"	45 1/2"	2	QROAH30T1DH () () () () ()	\$2,076.	\$2,621.	\$3,065.	\$4,138.
Hinged doors, 20" deep	20"	36"	45 1/2"	2	QROAH36T1DH () () () () ()	2,276.	2,874.	3,362.	4,539.
	20"	42"	45 1/2"	3	QROAH42T1DH () () () () ()	2,482.	3,134.	3,667.	4,950.
	20"	48"	45 1/2"	3	QROAH48T1DH () () () () ()	2,733.	3,449.	4,036.	5,449.
	20"	54"	45 1/2"	3	QROAH54T1DH () () () () ()	2,984.	3,767.	4,408.	5,951.
	20"	66"	45 1/2"	4	QROAH66T1DH () () () () ()	4,375.	6,606.	6,462.	8,724.
	20"	78"	45 1/2"	4	QROAH78T1DH () () () () ()	4,488.	5,665.	6,629.	8,949.
	20"	84"	45 1/2"	6	QROAH84T1DH () () () () ()	4,534.	5,723.	6,696.	9,040.



Order Code	Specification Information	Application Notes
Example: QROAO30T0DHLBF118 ()	<i>To order please specify pattern number including:</i>	
QR Reff Standard Special	1. <i>Configuration option (embedded in pattern number)</i> O = Open H = Hinged doors F = Flip doors	6. <i>Tasklight cord escape</i> BF = back feed FF = front feed
O Overhead	2. <i>Storage option (embedded in pattern number)</i> S0 = 19"h x 15"d S1 = 19"h x 20"d T0 = 23"h x 15"d T1 = 23"h x 20"d	7. <i>Finish</i>
A For mounting on 1 1/4" thick top	3. <i>Finish type</i> L = laminate 1 = V1 2 = V2 3 = V3	8. <i>Optional pull finish, where applicable</i>
O Open	4. <i>Pull option</i> (Optional hinged door configurations only) D = metal D-pull (finish optional) J = routed J-pull (finish matches case) C = nickel finish C-pull (nickel finish only) S = S-pull (stainless steel finish only)	9. <i>Fabric for tackboard</i>
30 30" wide	5. <i>Lock option</i> (Optional hinged door configurations only) L = drilled to accept lock N = no drilling	Overdesk units do not come with lock included. Keying instructions must accompany all orders, refer to page 163. Random locks are factory installed. Key-alike are field installed using the KnollKey order form.
T 23"h storage		Products on this page shipped knocked-down.
0 15"d storage		Tasklights not included.
DH desk height, 75" height overall		Tackboard included, fabric orientation applied railroaded.
L Finish type, laminate		Wire manager included and mounts adjacent to tackboard. Specify color.
BF Cord escape, back feed		Include grommet (black only) in back panel for tasklight cord. If used in open plan areas, specify "no grommet"
118 Finish, Bright White		
() Fabric selection		

dimensions noted nominal

Products on this page are engineered to align with 75"h cabinets. Be sure storage dimension options and drilling options correspond accordingly. For storage options below the worksurface, specify 28 3/8" h products. ; **do not mix products from 26 1/2" h (standard height) planning model with 28 3/8" h (desk height) planning model in any one configuration.**

Overdesk unit will achieve 75" nominal height - actual height 75.125", when used with correct thickness of top.

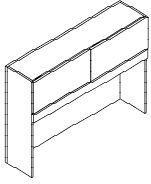
Clearance below overhead storage to top of worksurface is approximately 23 1/8" h.

Applicable finishes are listed on page 87 and 88.

Odd numbered hinged door is always on left side, left hinged.

Reff Overhead storage
overdesk units, desk height planning model
use with 1 1/4" worksurfaces and 28 3/8" h support

description	d	w	h	doors	pattern no.	lam.	V1	V2	V3
For 1 1/4" worksurfaces	20"	30"	45 1/2"	1	QROAF30S1DH () () () ()	\$1,917.	\$2,467.	\$2,911.	\$3,930.
Flip doors, 20" deep	20"	36"	45 1/2"	1	QROAF36S1DH () () () ()	2,103.	2,705.	3,192.	4,309.
	20"	42"	45 1/2"	1	QROAF42S1DH () () () ()	2,293.	2,951.	3,481.	4,699.
	20"	48"	45 1/2"	1	QROAF48S1DH () () () ()	2,524.	3,247.	3,832.	5,173.
	20"	54"	45 1/2"	2	QROAF54S1DH () () () ()	2,756.	3,546.	4,185.	5,650.
	20"	66"	45 1/2"	2	QROAF66S1DH () () () ()	4,041.	5,199.	6,135.	8,282.
	20"	78"	45 1/2"	2	QROAF78S1DH () () () ()	4,146.	5,333.	6,294.	8,497.
	20"	90"	45 1/2"	2	QROAF90S1DH () () () ()	4,519.	5,814.	6,859.	9,260.



Order Code	Specification Information	Application Notes
Example: QROAO30T0DHLBF118()	<i>To order please specify pattern number including:</i>	
QR Reff Standard Special	1. <i>Configuration option (embedded in pattern number)</i> O = Open H = Hinged doors F = Flip doors	6. <i>Tasklight cord escape</i> BF = back feed FF = front feed
O Overhead	2. <i>Storage option (embedded in pattern number)</i> S0 = 19"h x 15"d S1 = 19"h x 20"d T0 = 23"h x 15"d T1 = 23"h x 20"d	7. <i>Finish</i>
A For mounting on 1 1/4" thick top	3. <i>Finish type</i> L = laminate 1 = V1 2 = V2 3 = V3	8. <i>Optional pull finish, where applicable</i>
O Open	4. <i>Pull option</i> (Optional hinged door configurations only) D = metal D-pull (finish optional) J = routed J-pull (finish matches case) C = nickel finish C-pull (nickel finish only) S = S-pull (stainless steel finish only)	9. <i>Fabric for tackboard</i>
30 30" wide	5. <i>Lock option</i> (Optional hinged door configurations only) L = drilled to accept lock N = no drilling	Overdesk units do not come with lock included. Keying instructions must accompany all orders, refer to page 163. Random locks are factory installed. Key-alike are field installed using the KnollKey order form.
T 23"h storage		Products on this page shipped knocked-down.
0 15"d storage		Tasklights not included.
DH desk height, 75" height overall		Tackboard included, fabric orientation applied railroaded.
L Finish type, laminate		Wire manager included and mounts adjacent to tackboard. Specify color.
BF Cord escape, back feed		Include grommet (black only) in back panel for tasklight cord. If used in open plan areas, specify "no grommet"
118 Finish, Bright White		
() Fabric selection		

dimensions noted nominal

Products on this page are engineered to align with 75"h cabinets. Be sure storage dimension options and drilling options correspond accordingly. For storage options below the worksurface, specify 28 3/8" h products. ; **do not mix products from 26 1/2" h (standard height) planning model with 28 3/8" h (desk height) planning model in any one configuration.**

Overdesk unit will achieve 75" nominal height - actual height 75.125", when used with correct thickness of top.

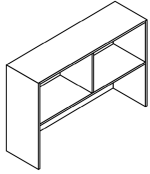
Clearance below overhead storage to top of worksurface is approximately 23 1/8" h.

Applicable finishes are listed on page 87 and 88.

Odd numbered hinged door is always on left side, left hinged.

Reff Overhead storage
overdesk units, desk height planning model
use with 1³/₄" worksurfaces and 28³/₈"h support

description	d	w	h	doors	pattern no.	L	V1	V2	V3
For 1 ³ / ₄ " worksurfaces	14"	30"	45"		QROBO30T0DH () () ()	\$1,314.	\$1,660.	\$1,957.	\$2,642.
Open, 14" deep	14"	36"	45"		QROBO36T0DH () () ()	1,440.	1,818.	2,145.	2,896.
	14"	42"	45"		QROBO42T0DH () () ()	1,571.	1,982.	2,340.	3,159.
	14"	48"	45"		QROBO48T0DH () () ()	1,729.	2,184.	2,575.	3,476.
	14"	54"	45"		QROBO54T0DH () () ()	1,887.	2,383.	2,813.	3,798.
	14"	66"	45"		QROBO66T0DH () () ()	2,768.	3,494.	4,124.	5,567.
	14"	78"	45"		QROBO78T0DH () () ()	2,840.	3,585.	4,229.	5,709.
	14"	84"	45"		QROBO84T0DH () () ()	2,854.	3,603.	4,251.	5,739.



center divider on 42" and wider.

Order Code	Specification Information	Application Notes
Example: QROBO30T0DHLBF118()	To order please specify pattern number including:	
QR Reff Standard Special		
O Overhead	1. Configuration option (embedded in pattern number) O = Open H = Hinged doors F = Flip doors	6. Tasklight cord escape BF = back feed FF = front feed
B For mounting on 1 ³ / ₄ " thick top	2. Storage option (embedded in pattern number) S0 = 19"h x 15"d S1 = 19"h x 20"d T0 = 23"h x 15"d T1 = 23"h x 20"d	7. Finish
O Open	3. Finish type L = laminate 1 = V1 2 = V2 3 = V3	8. Optional pull finish, where applicable
30 30" wide	4. Pull option (Optional hinged door configurations only) D = metal D-pull (finish optional) J = routed J-pull (finish matches case) C = nickel finish C-pull (nickel finish only) S = S-pull (stainless steel finish only)	9. Fabric for tackboard
T 23"h storage		Overdesk units do not come with lock included. Keying instructions must accompany all orders, refer to page 163. Random locks are factory installed. Key-alike are field installed using the KnollKey order form.
0 15"d storage		Products on this page shipped knocked-down.
DH desk height, 75" height overall		Tasklights not included.
L Finish type, laminate		Tackboard included, fabric orientation applied railroaded.
BF Cord escape, back feed		Wire manager included and mounts adjacent to tackboard. Specify color.
118 Finish, Bright White		Include grommet (black only) in back panel for tasklight cord. If used in open plan areas, specify "no grommet"
() Fabric selection	5. Lock option (Optional hinged door configurations only) L = drilled to accept lock N = no drilling	Products on this page are engineered to align with 75"h cabinets. Be sure storage dimension options and drilling options correspond accordingly. For storage options below the worksurface, specify 28 ³ / ₈ "h products; do not mix products from 26¹/₂"h (standard height) planning model with 28³/₈"h (desk height) planning model in any one configuration.

dimensions noted nominal

Overdesk unit will achieve 75" nominal height - actual height 75.125", when used with correct thickness of top.

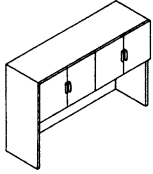
Clearance below overhead storage to top of worksurface is approximately 22⁵/₈"h.

Applicable finishes are listed on page 87 and 88.

Odd numbered hinged door is always on left side, left hinged.

Reff Overhead storage
overdesk units, desk height planning model
use with 1³/₄" worksurfaces and 28³/₈"h support

description	d	w	h	doors	pattern no.	L	V1	V2	V3
For 1 ³ / ₄ " worksurfaces	15"	30"	45"	2	QROBH30T0DH () () () () ()	\$1,986.	\$2,506.	\$2,934.	\$3,961.
Hinged doors, 15" deep	15"	36"	45"	2	QROBH36T0DH () () () () ()	2,177.	2,748.	3,216.	4,342.
	15"	42"	45"	3	QROBH42T0DH () () () () ()	2,374.	2,998.	3,507.	4,734.
	15"	48"	45"	3	QROBH48T0DH () () () () ()	2,615.	3,302.	3,863.	5,215.
	15"	54"	45"	3	QROBH54T0DH () () () () ()	2,855.	3,604.	4,216.	5,692.
	15"	66"	45"	4	QROBH66T0DH () () () () ()	4,186.	5,284.	6,182.	8,346.
	15"	78"	45"	4	QROBH78T0DH () () () () ()	4,294.	5,421.	6,342.	8,562.
	15"	84"	45"	4	QROBH84T0DH () () () () ()	4,336.	5,473.	6,403.	8,644.

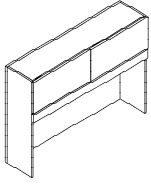


Order Code	Specification Information	Application Notes
Example: QROBO30T0DHLBF118 ()	<i>To order please specify pattern number including:</i>	
QR Reff Standard Special	1. <i>Configuration option (embedded in pattern number)</i>	6. <i>Tasklight cord escape</i>
O Overhead	O = Open	BF = back feed
B For mounting on 1 ³ / ₄ " thick top	H = Hinged doors	FF = front feed
O Open	F = Flip doors	7. <i>Finish</i>
30 30" wide	2. <i>Storage option (embedded in pattern number)</i>	8. <i>Optional pull finish, where applicable</i>
T 23"h storage	S0 = 19"h x 15"d	9. <i>Fabric for tackboard</i>
0 15"d storage	S1 = 19"h x 20"d	
DH desk height, 75" height overall	T0 = 23"h x 15"d	Overdesk units do not come with lock included. Keying instructions must accompany all orders, refer to page 163. Random locks are factory installed. Key-alike are field installed using the KnollKey order form.
L Finish type, laminate	T1 = 23"h x 20"d	Products on this page shipped knocked-down.
BF Cord escape, back feed	3. <i>Finish type</i>	Tasklights not included.
118 Finish, Bright White	L = laminate	Tackboard included, fabric orientation applied railroaded.
() Fabric selection	1 = V1	Wire manager included and mounts adjacent to tackboard. Specify color.
	2 = V2	Include grommet (black only) in back panel for tasklight cord. If used in open plan areas, specify "no grommet"
	3 = V3	
	4. <i>Pull option</i>	
	(Optional hinged door configurations only)	
	D = metal D-pull (finish optional)	
	J = routed J-pull (finish matches case)	
	C = nickel finish C-pull (nickel finish only)	
	S = S-pull (stainless steel finish only)	
	5. <i>Lock option</i>	
	(Optional hinged door configurations only)	
	L = drilled to accept lock	
	N = no drilling	

dimensions noted nominal

Reff Overhead storage
overdesk units, desk height planning model
use with 1³/₄" worksurfaces and 28³/₈"h support

description	d	w	h	doors	pattern no.	L	V1	V2	V3
For 1 ³ / ₄ " worksurfaces	15"	30"	45"	1	QROBF30S0DH () () () ()	\$1,828.	\$2,351.	\$2,773.	\$3,744.
Flip doors, 15" deep	15"	36"	45"	1	QROBF36S0DH () () () ()	2,003.	2,576.	3,040.	4,104.
	15"	42"	45"	1	QROBF42S0DH () () () ()	2,185.	2,810.	3,317.	4,478.
	15"	48"	45"	1	QROBF48S0DH () () () ()	2,405.	3,095.	3,652.	4,930.
	15"	54"	45"	2	QROBF54S0DH () () () ()	2,626.	3,378.	3,985.	5,380.
	15"	66"	45"	2	QROBF66S0DH () () () ()	3,851.	4,954.	5,845.	7,891.
	15"	78"	45"	2	QROBF78S0DH () () () ()	3,950.	5,082.	5,997.	8,096.
	15"	90"	45"	2	QROBF90S0DH () () () ()	4,319.	5,555.	6,556.	8,851.



Order Code	Specification Information	Application Notes
Example: QROBO30T0DHLBF118 ()	<i>To order please specify pattern number including:</i>	
QR Reff Standard Special	1. <i>Configuration option (embedded in pattern number)</i>	6. <i>Tasklight cord escape</i> BF = back feed FF = front feed
O Overhead	O = Open	7. <i>Finish</i>
B For mounting on 1 ³ / ₄ " thick top	H = Hinged doors	8. <i>Optional pull finish, where applicable</i>
O Open	F = Flip doors	9. <i>Fabric for tackboard</i>
30 30" wide	2. <i>Storage option (embedded in pattern number)</i>	Overdesk units do not come with lock included. Keying instructions must accompany all orders, refer to page 163. Random locks are factory installed. Key-alike are field installed using the KnollKey order form.
T 23"h storage	S0 = 19"h x 15"d	Products on this page shipped knocked-down.
0 15"d storage	S1 = 19"h x 20"d	Tasklights not included.
DH desk height, 75" height overall	T0 = 23"h x 15"d	Tackboard included, fabric orientation applied railroaded.
L Finish type, laminate	T1 = 23"h x 20"d	Wire manager included and mounts adjacent to tackboard. Specify color.
BF Cord escape, back feed	3. <i>Finish type</i>	Include grommet (black only) in back panel for tasklight cord. If used in open plan areas, specify "no grommet"
118 Finish, Bright White	L = laminate	
() Fabric selection	1 = V1	
	2 = V2	
	3 = V3	
	4. <i>Pull option</i> (Optional hinged door configurations only)	
	D = metal D-pull (finish optional)	
	J = routed J-pull (finish matches case)	
	C = nickel finish C-pull (nickel finish only)	
	S = S-pull (stainless steel finish only)	
	5. <i>Lock option</i> (Optional hinged door configurations only)	
	L = drilled to accept lock	
	N = no drilling	

dimensions noted nominal

Products on this page are engineered to align with 75"h cabinets. Be sure storage dimension options and drilling options correspond accordingly. For storage options below the worksurface, specify 28³/₈"h products; **do not mix products from 26¹/₂"h (standard height) planning model with 28³/₈"h (desk height) planning model in any one configuration.**

Overdesk unit will achieve 75" nominal height - actual height 75.125", when used with correct thickness of top.

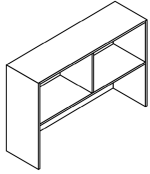
Clearance below overhead storage to top of worksurface is approximately 22⁵/₈"h.

Applicable finishes are listed on page 87 and 88.

Odd numbered hinged door is always on left side, left hinged.

Reff Overhead storage
overdesk units, desk height planning model
use with 1³/₄" worksurfaces and 28³/₈"h support

description	d	w	h	doors	pattern no.	L	V1	V2	V3
For 1 ³ / ₄ " worksurfaces Open, 19" deep	19"	30"	45"		QROBO30T1DH () () ()	\$1,381.	\$1,744.	\$2,058.	\$2,778.
	19"	36"	45"		QROBO36T1DH () () ()	1,514.	1,911.	2,256.	3,046.
	19"	42"	45"		QROBO42T1DH () () ()	1,651.	2,085.	2,460.	3,321.
	19"	48"	45"		QROBO48T1DH () () ()	1,818.	2,295.	2,708.	3,656.
	19"	54"	45"		QROBO54T1DH () () ()	1,985.	2,505.	2,956.	3,991.
	19"	66"	45"		QROBO66T1DH () () ()	2,910.	3,675.	4,336.	5,854.
	19"	78"	45"		QROBO78T1DH () () ()	2,985.	3,769.	4,447.	6,003.
	19"	84"	45"		QROBO84T1DH () () ()	3,001.	3,789.	4,471.	6,036.



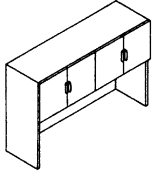
center divider on 42" and wider.

Order Code	Specification Information	Application Notes
Example: QROBO30T0DHLBF118()	<i>To order please specify pattern number including:</i>	
QR Reff Standard Special		
O Overhead		
B For mounting on 1 ³ / ₄ " thick top		
O Open		
30 30" wide		
T 23"h storage		
0 15"d storage		
DH desk height, 75" height overall		
L Finish type, laminate		
BF Cord escape, back feed		
118 Finish, Bright White		
() Fabric selection		
	<ol style="list-style-type: none"> <i>Configuration option (embedded in pattern number)</i> O = Open H = Hinged doors F = Flip doors <i>Storage option (embedded in pattern number)</i> S0 = 19"h x 15"d S1 = 19"h x 20"d T0 = 23"h x 15"d T1 = 23"h x 20"d <i>Finish type</i> L = laminate 1 = V1 2 = V2 3 = V3 <i>Pull option</i> (Optional hinged door configurations only) D = metal D-pull (finish optional) J = routed J-pull (finish matches case) C = nickel finish C-pull (nickel finish only) S = S-pull (stainless steel finish only) <i>Lock option</i> (Optional hinged door configurations only) L = drilled to accept lock N = no drilling 	<ol style="list-style-type: none"> <i>Tasklight cord escape</i> BF = back feed FF = front feed <i>Finish</i> <i>Optional pull finish, where applicable</i> <i>Fabric for tackboard</i> <p>Overdesk units do not come with lock included. Keying instructions must accompany all orders, refer to page 163. Random locks are factory installed. Key-alike are field installed using the KnollKey order form.</p> <p>Products on this page shipped knocked-down.</p> <p>Tasklights not included.</p> <p>Tackboard included, fabric orientation applied railroaded.</p> <p>Wire manager included and mounts adjacent to tackboard. Specify color.</p> <p>Include grommet (black only) in back panel for tasklight cord. If used in open plan areas, specify "no grommet"</p>
		<p>Products on this page are engineered to align with 75"h cabinets. Be sure storage dimension options and drilling options correspond accordingly. For storage options below the worksurface, specify 28³/₈"h products; do not mix products from 26¹/₂"h (standard height) planning model with 28³/₈"h (desk height) planning model in any one configuration.</p> <p>Overdesk unit will achieve 75" nominal height - actual height 75.125", when used with correct thickness of top.</p> <p>Clearance below overhead storage to top of worksurface is approximately 22⁵/₈"h.</p> <p>Applicable finishes are listed on page 87 and 88.</p> <p>Odd numbered hinged door is always on left side, left hinged.</p>

dimensions noted nominal

Reff Overhead storage
overdesk units, desk height planning model
use with 1³/₄" worksurfaces and 28³/₈"h support

description	d	w	h	doors	pattern no.	L	V1	V2	V3
For 1 ³ / ₄ " worksurfaces	20"	30"	45"	2	QROBH30T1DH () () () () ()	\$2,099.	\$2,650.	\$3,100.	\$4,185.
Hinged doors, 20" deep	20"	36"	45"	2	QROBH36T1DH () () () () ()	2,303.	2,907.	3,401.	4,591.
	20"	42"	45"	3	QROBH42T1DH () () () () ()	2,510.	3,169.	3,708.	5,006.
	20"	48"	45"	3	QROBH48T1DH () () () () ()	2,764.	3,489.	4,082.	5,511.
	20"	54"	45"	3	QROBH54T1DH () () () () ()	3,017.	3,809.	4,457.	6,017.
	20"	66"	45"	4	QROBH66T1DH () () () () ()	4,424.	5,586.	6,534.	8,821.
	20"	78"	45"	4	QROBH78T1DH () () () () ()	4,539.	5,730.	6,704.	9,050.
	20"	84"	45"	6	QROBH84T1DH () () () () ()	4,583.	5,785.	6,769.	9,138.



Order Code	Specification Information	Application Notes
Example: QROBO30T0DHLBF118 ()	<i>To order please specify pattern number including:</i>	
QR Reff Standard Special	1. <i>Configuration option (embedded in pattern number)</i>	6. <i>Tasklight cord escape</i>
O Overhead	O = Open	BF = back feed
B For mounting on 1 ³ / ₄ " thick top	H = Hinged doors	FF = front feed
O Open	F = Flip doors	7. <i>Finish</i>
30 30" wide	2. <i>Storage option (embedded in pattern number)</i>	8. <i>Optional pull finish, where applicable</i>
T 23"h storage	S0 = 19"h x 15"d	9. <i>Fabric for tackboard</i>
0 15"d storage	S1 = 19"h x 20"d	
DH desk height, 75" height overall	T0 = 23"h x 15"d	Overdesk units do not come with lock included. Keying instructions must accompany all orders, refer to page 163. Random locks are factory installed. Key-alike are field installed using the KnollKey order form.
L Finish type, laminate	T1 = 23"h x 20"d	Products on this page shipped knocked-down.
BF Cord escape, back feed	3. <i>Finish type</i>	Tasklights not included.
118 Finish, Bright White	L = laminate	Tackboard included, fabric orientation applied railroaded.
() Fabric selection	1 = V1	Wire manager included and mounts adjacent to tackboard. Specify color.
	2 = V2	Include grommet (black only) in back panel for tasklight cord. If used in open plan areas, specify "no grommet"
	3 = V3	
	4. <i>Pull option</i>	
	(Optional hinged door configurations only)	
	D = metal D-pull (finish optional)	
	J = routed J-pull (finish matches case)	
	C = nickel finish C-pull (nickel finish only)	
	S = S-pull (stainless steel finish only)	
	5. <i>Lock option</i>	
	(Optional hinged door configurations only)	
	L = drilled to accept lock	
	N = no drilling	

dimensions noted nominal

Products on this page are engineered to align with 75"h cabinets. Be sure storage dimension options and drilling options correspond accordingly. For storage options below the worksurface, specify 28³/₈"h products; **do not mix products from 26¹/₂"h (standard height) planning model with 28³/₈"h (desk height) planning model in any one configuration.**

Overdesk unit will achieve 75" nominal height - actual height 75.125", when used with correct thickness of top.

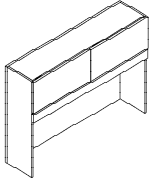
Clearance below overhead storage to top of worksurface is approximately 22⁵/₈"h.

Applicable finishes are listed on page 87 and 88.

Odd numbered hinged door is always on left side, left hinged.

Reff Overhead storage
overdesk units, desk height planning model
use with 1³/₄" worksurfaces and 28³/₈"h support

description	d	w	h	doors	pattern no.	L	V1	V2	V3
For 1 ³ / ₄ " worksurfaces	20"	30"	45"	1	QROBF30S1DH () () () ()	\$1,935.	\$2,489.	\$2,937.	\$3,965.
Flip doors, 20" deep	20"	36"	45"	1	QROBF36S1DH () () () ()	2,121.	2,728.	3,220.	4,347.
	20"	42"	45"	1	QROBF42S1DH () () () ()	2,312.	2,975.	3,510.	4,739.
	20"	48"	45"	1	QROBF48S1DH () () () ()	2,547.	3,277.	3,865.	5,218.
	20"	54"	45"	2	QROBF54S1DH () () () ()	2,780.	3,575.	4,220.	5,697.
	20"	66"	45"	2	QROBF66S1DH () () () ()	4,076.	5,244.	6,187.	8,352.
	20"	78"	45"	2	QROBF78S1DH () () () ()	4,182.	5,379.	6,348.	8,570.
	20"	90"	45"	2	QROBF90S1DH () () () ()	4,571.	5,880.	6,938.	9,366.



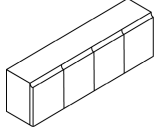
Order Code	Specification Information	Application Notes
Example: QROBO30T0DHLBF118 ()	<i>To order please specify pattern number including:</i>	
QR Reff Standard Special	1. <i>Configuration option (embedded in pattern number)</i>	6. <i>Tasklight cord escape</i> BF = back feed FF = front feed
O Overhead	O = Open	7. <i>Finish</i>
B For mounting on 1 ³ / ₄ " thick top	H = Hinged doors	8. <i>Optional pull finish, where applicable</i>
O Open	F = Flip doors	9. <i>Fabric for tackboard</i>
30 30" wide	2. <i>Storage option (embedded in pattern number)</i>	Overdesk units do not come with lock included. Keying instructions must accompany all orders, refer to page 163. Random locks are factory installed. Key-alike are field installed using the KnollKey order form.
T 23"h storage	S0 = 19"h x 15"d	Products on this page shipped knocked-down.
0 15"d storage	S1 = 19"h x 20"d	Tasklights not included.
DH desk height, 75" height overall	T0 = 23"h x 15"d	Tackboard included, fabric orientation applied railroaded.
L Finish type, laminate	T1 = 23"h x 20"d	Wire manager included and mounts adjacent to tackboard. Specify color.
BF Cord escape, back feed	3. <i>Finish type</i>	Include grommet (black only) in back panel for tasklight cord. If used in open plan areas, specify "no grommet"
118 Finish, Bright White	L = laminate	
() Fabric selection	1 = V1	
	2 = V2	
	3 = V3	
	4. <i>Pull option</i> (Optional hinged door configurations only)	
	D = metal D-pull (finish optional)	
	J = routed J-pull (finish matches case)	
	C = nickel finish C-pull (nickel finish only)	
	S = S-pull (stainless steel finish only)	
	5. <i>Lock option</i> (Optional hinged door configurations only)	
	L = drilled to accept lock	
	N = no drilling	

dimensions noted nominal

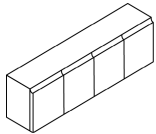
Reff Overhead storage panel hung and wall hung cabinets

Standard Specials Systems

description	h	w	d	locks req'd	doors	pattern no.	L	V1	V2	V3
Panel hung overhead cabinet (hinged door, no back)	19"	24"	14"	1	2	QROPH24S0 () () () ()	\$1,734.	\$1,793.	\$2,062.	\$2,784.
		42"	14"	2	3	QROPH42S0 () () () ()	2,332.	2,412.	2,773.	3,744.
		48"	14"	2	3	QROPH48S0 () () () ()	2,425.	2,509.	2,883.	3,892.
		54"	14"	2	3	QROPH54S0 () () () ()	2,478.	2,562.	2,947.	3,978.
		84"	14"	3	5	QROPH84S0 () () () ()	3,339.	3,452.	3,970.	5,360.



description	h	w	d	locks req'd	doors	pattern no.	L	V1	V2	V3
Wall hung overhead cabinet (hinged door, with back)	19"	24"	15"	1	2	QROMH24S0 () () () ()	3,173.	3,280.	3,773.	5,094.
		42"	15"	2	3	QROMH42S0 () () () ()	3,468.	3,585.	4,122.	5,565.
		48"	15"	2	3	QROMH48S0 () () () ()	3,560.	3,680.	4,234.	5,716.
		54"	15"	2	3	QROMH54S0 () () () ()	3,791.	3,921.	4,508.	6,086.
		66"	15"	2	4	QROMH66S0 () () () ()	4,256.	4,400.	5,061.	6,832.
		78"	15"	2	4	QROMH78S0 () () () ()	4,721.	4,880.	5,612.	7,576.
		84"	15"	3	6	QROMH84S0 () () () ()	4,932.	5,100.	5,865.	7,918.
		90"	15"	3	6	QROMH90S0 () () () ()	5,178.	5,354.	6,157.	8,312.
		96"	15"	3	6	QROMH96S0 () () () ()	5,452.	5,637.	6,483.	8,752.



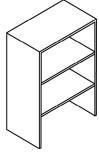
Order Code	Specification Information	Application Notes
Example: QROPH24S0DLL	<i>To order please specify pattern number including:</i>	
QR Reff Standard Special	1. Configuration option (<i>embedded in pattern no.</i>)	Panel-hung cabinets are shipped knocked-down. Wall-hung overhead cabinets are shipped assembled.
O Overhead	<i>H = Hinged door</i>	Open cabinets require no locks.
P Panel hung	<i>O = Open</i>	Tasklights are not included.
H Hinge door	<i>F = Flip door</i>	D-Pulls are not available for flip door units.
24 24" wide	2. Storage option (<i>embedded in pattern no.</i>)	Hardware included for overhead cabinets.
S Standard height, 19"h	<i>S0 = 19"h x 14"d open/15"d hinged door</i>	The manufacturer does not take responsibility for the installation or the security of cabinets to the wall.
0 15" deep	<i>T0 = 23"h x 14"d open/15"d hinged door</i>	*Keying instructions must accompany all cabinet orders.
D D-pull	3. Finish type	Panel-hung overheads come with no backs.
L Lock hole drilled	4. Pull option <i>applicable hinged doors only</i>	Random keys are factory installed.
L Laminate finish	5. Lock option	Order overheads with a KnollKey order form.
	6. Finish, case	
	7. Finish, pull when applicable	
	8. Keying instructions	
	*After specifying product code, provide keying instructions.	
	Dimensions are nominal.	
	Product not available where prices do not appear.	
	3. <i>Finish type options:</i>	
	L = Laminate	
	1 = V1 techwood	
	2 = V2 conventional veneer	
	3 = V3 exotic veneer	
	4. <i>Pull Options:</i>	
	D = Metal D-pull for hinged door only	
	J = Routed pull	
	C = Nickel finish C-pull for hinged door only (nickel finish only)	
	S = Stainless steel finish S-pull for hinged door only (stainless steel finish only)	
	5. <i>Lock options:</i>	
	L = Lock hole drilled	
	N = No lockdrilling	
	8. Refer to page 163 for keying instructions.	
	Applicable finishes are listed on page 87 and 88.	
	Sliding rails order separately on page from Reff price list.	

Reff Overhead storage

Standard Specials Systems

open hutch *wood interior*

description	h	w	d	pattern no.	L	V1	V2	V3
Hutch for 1 1/4" top, 26 1/2" h component	44 1/4"	30"	14"	QROAO30BW ()()	\$1,877.	\$2,123.	\$2,442.	\$3,297.
	44 1/4"	36"	14"	QROAO36BW ()()	2,061.	2,331.	2,681.	3,619.

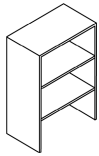


No baseboard
No bottom shelf
2 adjustable shelves

Hutch for 1 1/4" top, 28 3/8" h component	45 1/2"	30"	14"	QROAO30DHBW ()()	1,971.	2,230.	2,563.	3,460.
	45 1/2"	36"	14"	QROAO36DHBW ()()	2,165.	2,449.	2,816.	3,802.

No baseboard
No bottom shelf
2 adjustable shelves

Hutch for 1 3/4" top, 26 1/2" h component	43 3/4"	30"	14"	QROBO30BW ()()	1,877.	2,123.	2,442.	3,297.
	43 3/4"	36"	14"	QROBO36BW ()()	2,061.	2,331.	2,681.	3,619.



No baseboard
No bottom shelf
2 adjustable shelves

Order Code

Example:	QROAO30BW(2)(V316)
QR	Reff Standard Special
O	Overhead storage
A	for 1 1/4" top
O	Open hutch
30	30" w (nominal)
B	Bookcase
W	Interior option, wood
2	Finish type, V2
V316	Finish, light maple

Specification Information

To order please specify pattern number including:

- Interior Option*
W = wood (shelves match case finish or wood drawer interiors)
- Finish type*
L = laminate
1 = V1
2 = V2
3 = V3
- Cabinet finish*

Application Notes

14" deep gable aligns with the gable depth of standard 15" deep overdesk.

Shelf adjustability is 2.5" up or down per shelf from equal drilled spacing.

Reff Overhead storage
open hutch
wood interior

Standard Specials Systems

description	h	w	d	pattern no.	L	V1	V2	V3
Hutch	45"	30"	14"	QROBO30DHBW () ()	\$1,971.	\$2,230.	\$2,563.	\$3,460.
for 1 3/4" top, 28 3/8" h component	45"	36"	14"	QROBO36DHBW () ()	2,165.	2,449.	2,816.	3,802.
	No baseboard No bottom shelf 2 adjustable shelves							

Order Code

Example:	QROAO30BW(2)(V316)
QR	Reff Standard Special
O	Overhead storage
A	for 1 1/4" top
O	Open hutch
30	30" w (nominal)
B	Bookcase
W	Interior option, wood
2	Finish type, V2
V316	Finish, light maple

Specification Information

To order please specify pattern number including:

- Interior Option*
 W = wood (shelves match case finish or wood drawer interiors)
- Finish type*
 L = laminate
 1 = V1
 2 = V2
 3 = V3
- Cabinet finish*

Application Notes

14" deep gable aligns with the gable depth of standard 15" deep overdesk.

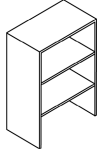
Shelf adjustability is 2.5" up or down per shelf from equal drilled spacing.

Reff Overhead storage

Standard Specials Systems

open hutch
metal interior

description	h	w	d	pattern no.	L	V1	V2	V3
Hutch for 1 1/4" top, 26 1/2" h component	44 1/4"	30"	14"	QROAO30BM () ()	\$1,674.	\$1,894.	\$2,178.	\$2,940.
	44 1/4"	36"	14"	QROAO36BM () ()	1,857.	2,100.	2,416.	3,262.

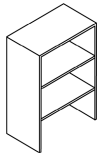


No baseboard
No bottom shelf
2 adjustable shelves

Hutch for 1 1/4" top, 28 3/8" h component	45 1/2"	30"	14"	QROAO30DHBM () ()	1,758.	1,989.	2,286.	3,086.
	45 1/2"	36"	14"	QROAO36DHBM () ()	1,950.	2,206.	2,536.	3,424.

No baseboard
No bottom shelf
2 adjustable shelves

Hutch for 1 3/4" top, 26 1/2" h component	43 3/4"	30"	14"	QROBO30BM () ()	1,674.	1,894.	2,178.	2,940.
	43 3/4"	36"	14"	QROBO36BM () ()	1,857.	2,100.	2,416.	3,262.



No baseboard
No bottom shelf
2 adjustable shelves

Order Code	Specification Information	Application Notes
Example: QROAO30BM(2)(V316)	<i>To order please specify pattern number including:</i>	14" deep gable aligns with the gable depth of standard 15" deep overdesk.
QR Reff Standard Special	1. <i>Interior Option</i>	Shelf adjustability is 2.5" up or down per shelf from equal drilled spacing.
O Overhead storage	M = metal shelves	
A for 1 1/4" top	*If laminate case, finish of metal shelves to match; if case V1 or V2 finish, shelves are black)	
O Open hutch	2. <i>Finish type</i>	
30 30" w (nominal)	L = laminate	
B Bookcase	1 = V1	
M Interior option, metal	2 = V2	
2 Finish type, V2	3 = V3	
V316 Finish, light maple	3. <i>Cabinet finish</i>	

Reff Overhead storage
open hutch
metal interior

description	h	w	d	pattern no.	L	V1	V2	V3
Hutch	45"	30"	14"	QROB030DHBM () ()	\$1,758.	\$1,989.	\$2,286.	\$3,086.
for 1 3/4" top, 28 3/8" h component	45"	36"	14"	QROB036DHBM () ()	1,950.	2,206.	2,536.	3,424.
No baseboard No bottom shelf 2 adjustable shelves								

Order Code	Specification Information	Application Notes
Example: QROAO30BM(2)(V316)	<i>To order please specify pattern number including:</i>	14" deep gable aligns with the gable depth of standard 15" deep overdesk.
QR Reff Standard Special		
O Overhead storage	1. <i>Interior Option</i>	
A for 1 1/4" top	M = metal shelves	
O Open hutch	*If laminate case, finish of metal shelves to match; if case V1 or V2 finish, shelves are black)	Shelf adjustability is 2.5" up or down per shelf from equal drilled spacing.
30 30" w (nominal)	2. <i>Finish type</i>	
B Bookcase	L = laminate	
M Interior option, metal	1 = V1	
2 Finish type, V2	2 = V2	
V316 Finish, light maple	3 = V3	
	3. <i>Cabinet finish</i>	

description	w	h	pattern no.	list
Panel hung tackboard Note: Fabric railroaded	24"	24"	QRPHTB2424 ()	\$370.
	36"	24"	QRPHTB3624 ()	412.
	48"	24"	QRPHTB4824 ()	494.
	54"	24"	QRPHTB5424 ()	536.
	60"	24"	QRPHTB6024 ()	576.
	72"	24"	QRPHTB7224 ()	656.
available in all standard grades of fabric				
Wall hung tackboard Note: Fabric railroaded Velcro supplied	24"	24"	QRWHTB2424 ()	411.
	54"	24"	QRWHTB5424 ()	586.
	60"	24"	QRWHTB6024 ()	630.
	72"	24"	QRWHTB7224 ()	719.
available in all standard grades of fabric				

Order Code

Specification Information

Application Notes

To order please specify:

1. Pattern number
2. Fabric (Tackboards)

Alpha-Numeric Index

<i>pattern no.</i>	<i>page</i>	<i>pattern no.</i>	<i>page</i>	<i>pattern no.</i>	<i>page</i>	<i>pattern no.</i>	<i>page</i>
AA1EPS80Q	21	D1C4836GQ	12	D1L4884SDNQ	15	D1R4530NQ	8
AW1-CS2412	77	D1C4836NQ	12	D1L4896DDNQ	14	D1R4536NQ	9
AW1-CS3012	77	D1CRR30Q	17	D1L4896DSNQ	15	D1R4836NQ	9
AW1-CS4212	77	D1CS3624GQ	12	D1L4896SSNQ	13	D1R5118NQ	6
AW1-CS5412	77	D1CS3624NQ	12	D1L5436DSNQ	15	D1R5124NQ	7
AW1-CS6612	77	D1D3024NQ	16	D1L5436SDNQ	15	D1R5130NQ	8
AW1-F2430	77	D1D3030NQ	16	D1L5436SSNQ	13	D1R5136NQ	9
AW1-F3030	77	D1D3624NQ	16	D1L5442SSNQ	13	D1R5436NQ	9
AW1-F4230	77	D1D3630NQ	16	D1L5448SSNQ	13	D1R5718NQ	6
AW1-F5430	77	D1D5424NQ	16	D1L6036SSNQ	13	D1R5724NQ	7
AW1-F6630	77	D1D5430NQ	16	D1L6042DDNQ	14	D1R5730NQ	8
AW1-F7830	77	D1D5436NQ	16	D1L6048DDNQ	14	D1R5736NQ	9
AW1-S2430	77	D1D6024NQ	16	D1L6642DDNQ	14	D1R6318NQ	6
AW1-S3030	77	D1D6036NQ	16	D1L6642DSNQ	15	D1R6324NQ	7
AW1-S4230	77	D1D6624NQ	16	D1L6642SDNQ	15	D1R6330NQ	8
AW1-S5424	77	D1D6636NQ	16	D1L6648DDNQ	14	D1R6336NQ	9
AW1-S5430	77	D1D7224NQ	16	D1L7236SSNQ	13	D1R6918NQ	6
AW1-S6630	77	D1D7824NQ	16	D1L7242DDNQ	14	D1R6924NQ	7
AW1-S7824	77	D1D7830NQ	16	D1L7248DDNQ	14	D1R6930NQ	8
AW1-S7830	77	D1D7836NQ	16	D1L7836SSNQ	13	D1R6936NQ	9
AX1E28Q	21	D1D8424NQ	16	D1L8442SSNQ	13	D1R7518NQ	6
AX1E80Q	21	D1D8430NQ	16	D1L8448DDNQ	14	D1R7524NQ	7
CE10236Q	28	D1D8436NQ	16	D1L8448DSNQ	15	D1R7530NQ	8
CE11418Q	28	D1D9624NQ	16	D1L8448SDNQ	15	D1R7536NQ	9
CE11436Q	28	D1D9630NQ	16	D1L9648DDNQ	14	D1R7836NQ	9
CE12036Q	28	D1D9636NQ	16	D1L9648SSNQ	13	D1R8118NQ	6
CE4836Q	28	D1L3648DSNQ	15	D1P5430NQ	17	D1R8124NQ	7
CE5436Q	28	D1L3648SDNQ	15	D1P6030NQ	17	D1R8130NQ	8
CE6618Q	28	D1L3648SSNQ	13	D1P7836NQ	17	D1R8136NQ	9
CE6636Q	28	D1L3654SDNQ	15	D1P8430NQ	17	D1R8436NQ	9
CE7818Q	28	D1L3654SSNQ	13	D1P9030NQ	17	D1R8718NQ	6
CE7836Q	28	D1L3660SSNQ	13	D1R10224NQ	7	D1R8724NQ	7
CE9618Q	28	D1L3672SSNQ	13	D1R10230NQ	8	D1R8730NQ	8
CE9636Q	28	D1L3678SSNQ	13	D1R10236NQ	9	D1R8736NQ	9
D195430NQ	17	D1L4242DDNQ	14	D1R10824NQ	7	D1R9036NQ	9
D196030NQ	17	D1L4242DSNQ	15	D1R10830NQ	8	D1R9318NQ	6
D197836NQ	17	D1L4242SDNQ	15	D1R10836NQ	9	D1R9324NQ	7
D198430NQ	17	D1L4248DSNQ	15	D1R11430NQ	8	D1R9330NQ	8
D199030NQ	17	D1L4248SDNQ	15	D1R11436NQ	9	D1R9336NQ	9
D1BD5448DLQ	16	D1L4248SSNQ	13	D1R12024NQ	7	D1R9636NQ	9
D1BD5448DRQ	16	D1L4254SSNQ	13	D1R12030NQ	8	D1R9918NQ	6
D1BD5448SLQ	16	D1L4260DDNQ	14	D1R12036NQ	9	D1R9924NQ	7
D1BD5448SRQ	16	D1L4266DDNQ	14	D1R1818NQ	6	D1R9930NQ	8
D1BD6048DLQ	16	D1L4266DSNQ	15	D1R2118NQ	6	D1R9936NQ	9
D1BD6048DRQ	16	D1L4266SDNQ	15	D1R2124NQ	7	D1W302430NQ	11
D1BD6048SLQ	17	D1L4272DDNQ	14	D1R2718NQ	6	D1W303024NQ	10
D1BD6048SRQ	17	D1L4272DSNQ	15	D1R2724NQ	7	D1W361824NQ	11
D1BD7242DLQ	17	D1L4272SDNQ	15	D1R2730NQ	8	D1W362418NQ	10
D1BD7242DRQ	17	D1L4284SSNQ	13	D1R3036NQ	9	D1W482436NQ	11
D1BD7242SLQ	17	D1L4836SSNQ	13	D1R3318NQ	6	D1W483624NQ	10
D1BD7242SRQ	17	D1L4842SDNQ	15	D1R3324NQ	7	D1W542430NQ	11
D1BD7848DLQ	17	D1L4842SSNQ	13	D1R3330NQ	8	D1W543024NQ	10
D1BD7848DRQ	17	D1L4854SSNQ	13	D1R3336NQ	9	D1W601830NQ	11
D1BD7848SLQ	17	D1L4860DDNQ	14	D1R3636NQ	9	D1W602430NQ	11
D1BD7848SRQ	17	D1L4866DDNQ	14	D1R3918NQ	6	D1W602436NQ	11
D1BD8448DLQ	17	D1L4872DDNQ	14	D1R3924NQ	7	D1W603018NQ	10
D1BD8448DRQ	17	D1L4878DSNQ	15	D1R3930NQ	8	D1W603024NQ	10
D1BD8448SLQ	17	D1L4878SDNQ	15	D1R3936NQ	9	D1W603624NQ	10
D1BD8448SRQ	17	D1L4878SSNQ	13	D1R4236NQ	9	D1W662430NQ	11
D1C4230GQ	12	D1L4884DDNQ	14	D1R4518NQ	6	D1W662436NQ	11
D1C4230NQ	12	D1L4884DSNQ	15	D1R4524NQ	7	D1W663024NQ	10

<i>pattern no.</i>	<i>page</i>	<i>pattern no.</i>	<i>page</i>	<i>pattern no.</i>	<i>page</i>	<i>pattern no.</i>	<i>page</i>
D1W663624NQ	10	EW1BS7236D	23	LU1-J48A	75	LU1-S1824-A	64
D1W723036NQ	11	EW1BS7242S	23	LU1-J54A	75	LU1-S1824-B	64
D1W723630NQ	10	EW1BS7836S	23	LU1-J60A	75	LU1-S1830-A	65
D1W782430NQ	11	EW1CC4215EEQ	24	LU1-J66A	75	LU1-S1830-B	65
D1W782436NQ	11	EW1CC4215EQ	24	LU1-J72A	75	LU1-S2018-A	67
D1W783024NQ	10	EW1CC4215Q	24	LU1-J78A	75	LU1-S2018-B	67
D1W783624NQ	10	EW1CC482430GQ	24	LU1-J84A	75	LU1-S2024-A	68
D1W842436NQ	11	EW1CC483024GQ	24	LU1-J90A	75	LU1-S2024-B	68
D1W843624NQ	10	EW1CC483030GQ	24	LU1-J96A	75	LU1-S2030-A	69
D1W902430NQ	11	EW3(9/P)6630Q	27	LU1-P72SA	72	LU1-S2030-B	69
D1W903024NQ	10	EW3BS3678S	26	LU1-P78DA	72	LU1-S2418-A	63
D1W962430NQ	11	EW3BS7836S	26	LU1-R6636B	71	LU1-S2418-B	63
D1W962436NQ	11	EW3CC483024GQ	26	LU1-R7836B	71	LU1-S2430-A	65
D1W963024NQ	10	EW3D7230Q	27	LU1-R8730B	71	LU1-S2430-B	65
D1W963036NQ	11	LU1-C4242DD	74	LU1-R9036B	71	LU1-S2618-A	67
D1W963624NQ	10	LU1-C4242DS	73	LU1-S10218-A	63	LU1-S2618-B	67
D1W963630NQ	10	LU1-C4242SD	73	LU1-S10218-B	63	LU1-S2624-A	68
D2P1FLT1424Q	18	LU1-C4248DD	74	LU1-S10224-A	64	LU1-S2624-B	68
D2P1FLT1430Q	18	LU1-C4248DS	73	LU1-S10224-B	64	LU1-S2630-A	69
D2P1FLT1436Q	18	LU1-C4248SD	73	LU1-S10230-A	65	LU1-S2630-B	69
D2P1FLT1442Q	18	LU1-C4248SS	73	LU1-S10230-B	65	LU1-S3218-A	67
D2P1FLT1448Q	18	LU1-C4260DD	74	LU1-S10236-A	66	LU1-S3218-B	67
D2P1FLT2124Q	18	LU1-C4260DS	73	LU1-S10236-B	66	LU1-S3224-A	68
D2P1FLT2130Q	18	LU1-C4260SD	73	LU1-S10418-A	67	LU1-S3224-B	68
D2P1FLT2136Q	18	LU1-C4260SS	73	LU1-S10418-B	67	LU1-S3230-A	69
D2P1FLT2142Q	18	LU1-C4266DD	74	LU1-S10424-A	68	LU1-S3230-B	69
D2P1FLT2148Q	18	LU1-C4266DS	73	LU1-S10424-B	68	LU1-S3636-A	66
D2P1FLT2824Q	18	LU1-C4266SD	73	LU1-S10430-A	69	LU1-S3636-B	66
D2P1FLT2830Q	18	LU1-C4266SS	73	LU1-S10430-B	69	LU1-S3818-A	67
D2P1FLT2836Q	18	LU1-C4272DD	74	LU1-S10436-A	70	LU1-S3818-B	67
D2P1FLT2842Q	18	LU1-C4272DS	73	LU1-S10436-B	70	LU1-S3824-A	68
D2P1FLT2848Q	18	LU1-C4272SD	73	LU1-S10830-A	65	LU1-S3824-B	68
D2P1FLVT1424Q	19	LU1-C4272SS	73	LU1-S10830-B	65	LU1-S3830-A	69
D2P1FLVT1430Q	19	LU1-C4842DD	74	LU1-S10836-A	66	LU1-S3830-B	69
D2P1FLVT1436Q	19	LU1-C4842DS	73	LU1-S10836-B	66	LU1-S3836-A	70
D2P1FLVT1442Q	19	LU1-C4842SD	73	LU1-S11018-A	67	LU1-S3836-B	70
D2P1FLVT1448Q	19	LU1-C4842SS	73	LU1-S11018-B	67	LU1-S4236-A	66
D2P1FLVT2124Q	19	LU1-C4860DD	74	LU1-S11024-A	68	LU1-S4236-B	66
D2P1FLVT2130Q	19	LU1-C4866DD	74	LU1-S11024-B	68	LU1-S4418-A	67
D2P1FLVT2136Q	19	LU1-C4866DS	73	LU1-S11030-A	69	LU1-S4418-B	67
D2P1FLVT2142Q	19	LU1-C4866SD	73	LU1-S11030-B	69	LU1-S4424-A	68
D2P1FLVT2148Q	19	LU1-C4866SS	73	LU1-S11036-A	70	LU1-S4424-B	68
D2P1FLVT2824Q	19	LU1-C4872DD	74	LU1-S11036-B	70	LU1-S4430-A	69
D2P1FLVT2830Q	19	LU1-C6042DD	74	LU1-S11418-A	63	LU1-S4430-B	69
D2P1FLVT2836Q	19	LU1-C6042DS	73	LU1-S11418-B	63	LU1-S4436-A	70
D2P1FLVT2842Q	19	LU1-C6042SD	73	LU1-S11424-A	64	LU1-S4436-B	70
D2P1FLVT2848Q	19	LU1-C6042SS	73	LU1-S11424-B	64	LU1-S4836-A	66
DB1BD48DLQ	16	LU1-C6048DD	74	LU1-S11430-A	65	LU1-S4836-B	66
DB1BD48DRQ	16	LU1-C6642DD	74	LU1-S11430-B	65	LU1-S5018-A	67
EW12418GQ	22	LU1-C6642DS	73	LU1-S11436-A	66	LU1-S5018-B	67
EW12418Q	22	LU1-C6642SD	73	LU1-S11436-B	66	LU1-S5024-A	68
EW14236GQ	22	LU1-C6642SS	73	LU1-S11618-A	67	LU1-S5024-B	68
EW14236Q	22	LU1-C6648DD	74	LU1-S11618-B	67	LU1-S5030-A	69
EW16615Q	22	LU1-C6648DS	73	LU1-S11624-A	68	LU1-S5030-B	69
EW1(9/P)6030Q	25	LU1-C6648SD	73	LU1-S11624-B	68	LU1-S5036-A	70
EW1(9/P)9636Q	25	LU1-C6648SS	73	LU1-S11630-A	69	LU1-S5036-B	70
EW1BD3672S	23	LU1-C7242DD	74	LU1-S11630-B	69	LU1-S5436-A	66
EW1BD4860D	23	LU1-C7242DS	73	LU1-S11636-A	70	LU1-S5436-B	66
EW1BD4872D	23	LU1-C7242SD	73	LU1-S11636-B	70	LU1-S5618-A	67
EW1BD6036S	23	LU1-C7242SS	73	LU1-S12030-A	65	LU1-S5618-B	67
EW1BD6048D	23	LU1-C7248DD	74	LU1-S12030-B	65	LU1-S5624-A	68
EW1BS3672D	23	LU1-J24A	75	LU1-S12036-A	66	LU1-S5624-B	68
EW1BS3678S	23	LU1-J30A	75	LU1-S12036-B	66	LU1-S5630-A	69
EW1BS4272S	23	LU1-J36A	75	LU1-S1818-A	63	LU1-S5630-B	69
EW1BS6060S	23	LU1-J42A	75	LU1-S1818-B	63	LU1-S5636-A	70

<i>pattern no.</i>	<i>page</i>	<i>pattern no.</i>	<i>page</i>	<i>pattern no.</i>	<i>page</i>	<i>pattern no.</i>	<i>page</i>
LU1-S5636-B	70	LU1-S9824-A	68	MK4-K2426-P/V	79	MP3-W2618-C/S/T	32
LU1-S6036-A	66	LU1-S9824-B	68	MK4-K3026-P/V	79	MP3-W2624-C/S/T	32
LU1-S6036-B	66	LU1-S9830-A	69	MK4-K3626-P/V	79	MP3-W2630-C/S/T	32
LU1-S6218-A	67	LU1-S9830-B	69	MK4-K4226-P/V	79	MP3-W2636-C/S/T	32
LU1-S6218-B	67	LU1-S9836-A	70	MK4-K4826-P/V	79	MP3-W2642-C/S/T	32
LU1-S6224-A	68	LU1-S9836-B	70	MK4-K5426-P/V	79	MP3-W2648-C/S/T	32
LU1-S6224-B	68	LU1-W30A	76	MK4-K8426-P/V	79	MP3-W2660-C/S/T	32
LU1-S6230-A	69	LU1-W36A	76	MK4-K9026-P/V	79	MS2-U10213	83
LU1-S6230-B	69	LU1-W42A	76	MK4-K9626-P/V	79	MS2-U10813	83
LU1-S6236-A	70	LU1-W48A	76	MK4-R10226-P/V	80	MS2-U11413	83
LU1-S6236-B	70	LU1-W54A	76	MK4-R10826-P/V	80	MS2-U12013	83
LU1-S6636-A	66	LU1-W60A	76	MK4-R11426-P/V	80	MS2-U5413	83
LU1-S6636-B	66	LU1-W66A	76	MK4-R12026-P/V	80	MS2-U9613	83
LU1-S6818-A	67	LU1-W72A	76	MK4-R1826-P/V	80	MS2-W10213	82
LU1-S6818-B	67	LU1-W78A	76	MK4-R2426-P/V	80	MS2-W10813	82
LU1-S6824-A	68	LU1-W84A	76	MK4-R5426-P/V	80	MS2-W11413	82
LU1-S6824-B	68	LU1-W90A	76	MK4-R7826-P/V	80	MS2-W12013	82
LU1-S6830-A	69	LU1-W96A	76	MK4-R8426-P/V	80	MS2-W5413	82
LU1-S6830-B	69	LV3-D64-(L/R)	86	MK4-R9026-P/V	80	MS2-W9613	82
LU1-S6836-A	70	LV3-S18S-(L/R)	86	MK4-R9626-P/V	80	MT1-30S2	38, 39
LU1-S6836-B	70	LV3-S56-(L/R)	86	MK4-T10226-P/V	79	MT1-30S2V	39
LU1-S7236-A	66	LV3-W64-(L/R)	86	MK4-T10826-P/V	79	MT1-39S2	38, 39
LU1-S7236-B	66	MCL-30H1	35, 36	MK4-T11426-P/V	79	MT1-39S2V	39
LU1-S7418-A	67	MCL-30H1V	36	MK4-T12026-P/V	79	MT1-42S2	38, 39
LU1-S7418-B	67	MCL-30S2	33, 34	MK4-T1826-P/V	79	MT1-42S2V	39
LU1-S7424-A	68	MCL-30S2V	34	MK4-T2426-P/V	79	MT1-48S2	38, 39
LU1-S7424-B	68	MCL-39H1	35, 36	MK4-T3026-P/V	79	MT1-48S2V	39
LU1-S7430-A	69	MCL-39H1V	36	MK4-T3626-P/V	79	MT1-56S2	38, 39
LU1-S7430-B	69	MCL-39S2	33, 34	MK4-T4226-P/V	79	MT1-56S2V	39
LU1-S7436-A	70	MCL-39S2V	34	MK4-T4826-P/V	79	MT1-64S2	38, 39
LU1-S7436-B	70	MCL-42H1	35, 36	MK4-T5426-P/V	79	MT1-64S2V	39
LU1-S7836-A	66	MCL-42H1V	36	MK4-T8426-P/V	79	MT1-74S2	38, 39
LU1-S7836-B	66	MCL-42S2	33, 34	MK4-T9026-P/V	79	MT1-74S2V	39
LU1-S8018-A	67	MCL-42S2V	34	MK4-T9626-P/V	79	MT1-80S2	38, 39
LU1-S8018-B	67	MCL-48H1	35, 36	MK4-V2448-P/V	78	MT1-80S2V	39
LU1-S8024-A	68	MCL-48H1V	36	MK4-V2648-P/V	78	MT5-CS2	37
LU1-S8024-B	68	MCL-48S2	33, 34	MK4-X2448-P/V	78	MU1-C4242DD	59
LU1-S8030-A	69	MCL-48S2V	34	MK4-X2648-P/V	78	MU1-C4242DS	59
LU1-S8030-B	69	MCL-56H1	35, 36	MM3-IS42F	81	MU1-C4242SD	58
LU1-S8036-A	70	MCL-56H1V	36	MM3-IS48F	81	MU1-C4248DD	59
LU1-S8036-B	70	MCL-56S2	33, 34	MM3-IS54F	81	MU1-C4248DS	59
LU1-S8436-A	66	MCL-56S2V	34	MM3-IS54R	81	MU1-C4248SD	58
LU1-S8436-B	66	MCL-64S2	33, 34	MM3-IS84F	81	MU1-C4248SS	58
LU1-S8618-A	67	MCL-64S2V	34	MM3-IS84R	81	MU1-C4260DD	59
LU1-S8618-B	67	MCL-74H1	35, 36	MM3-IS90F	81	MU1-C4260DS	59
LU1-S8624-A	68	MCL174H1V	36	MM3-IS90R	81	MU1-C4260SD	58
LU1-S8624-B	68	MCL-74S2	33, 34	MM3-IS96F	81	MU1-C4260SS	58
LU1-S8630-A	69	MCL-74S2V	34	MM3-IS96R	81	MU1-C4266DD	59
LU1-S8630-B	69	MCL-80H1	35, 36	MO8-24	84	MU1-C4266DS	59
LU1-S8636-A	70	MCL-80H1V	36	MO8-N24	84	MU1-C4266SD	58
LU1-S8636-B	70	MCL-80S2	33, 34	MP2-CPP	37	MU1-C4266SS	58
LU1-S9036-A	66	MCL-80S2V	34	MP3-W0818-C/S/T	32	MU1-C4272DD	59
LU1-S9036-B	66	MCL-C30Q	37	MP3-W0824-C/S/T	32	MU1-C4272DS	59
LU1-S9218-A	67	MCL-C39Q	37	MP3-W0830-C/S/T	32	MU1-C4272SD	58
LU1-S9218-B	67	MCL-C42Q	37	MP3-W0836-C/S/T	32	MU1-C4272SS	58
LU1-S9224-A	68	MCL-C48Q	37	MP3-W0842-C/S/T	32	MU1-C4842DD	59
LU1-S9224-B	68	MCL-C56Q	37	MP3-W0848-C/S/T	32	MU1-C4842DS	59
LU1-S9230-A	69	MCL-C64Q	37	MP3-W0860-C/S/T	32	MU1-C4842SD	58
LU1-S9230-B	69	MCL-C74Q	37	MP3-W1418-C/S/T	32	MU1-C4842SS	58
LU1-S9236-A	70	MCL-C80Q	37	MP3-W1424-C/S/T	32	MU1-C4860DD	59
LU1-S9236-B	70	MK4-K10226-P/V	79	MP3-W1430-C/S/T	32	MU1-C4866DD	59
LU1-S9636-A	66	MK4-K10826-P/V	79	MP3-W1436-C/S/T	32	MU1-C4866DS	59
LU1-S9636-B	66	MK4-K11426-P/V	79	MP3-W1442-C/S/T	32	MU1-C4866SD	58
LU1-S9818-A	67	MK4-K12026-P/V	79	MP3-W1448-C/S/T	32	MU1-C4866SS	58
LU1-S9818-B	67	MK4-K1826-P/V	79	MP3-W1460-C/S/T	32	MU1-C4872DD	59

<i>pattern no.</i>	<i>page</i>	<i>pattern no.</i>	<i>page</i>	<i>pattern no.</i>	<i>page</i>	<i>pattern no.</i>	<i>page</i>
MU1-C6042DD	59	MU1-S10824-A	49	MU1-S3230-B	54	MU1-S6836-B	55
MU1-C6042DS	59	MU1-S10824-B	49	MU1-S3618-A	48	MU1-S6836-R	55
MU1-C6042SD	58	MU1-S10830-A	50	MU1-S3636-B	51	MU1-S7218-A	48
MU1-C6042SS	58	MU1-S10830-B	50	MU1-S3636-R	51	MU1-S7236-B	51
MU1-C6048DD	59	MU1-S10836-B	51	MU1-S3818-A	52	MU1-S7236-R	51
MU1-C6642DD	59	MU1-S10836-R	51	MU1-S3818-B	52	MU1-S7418-A	52
MU1-C6642DS	59	MU1-S11018-A	52	MU1-S3824-A	53	MU1-S7418-B	52
MU1-C6642SD	58	MU1-S11018-B	52	MU1-S3824-B	53	MU1-S7424-A	53
MU1-C6642SS	58	MU1-S11024-A	53	MU1-S3830-A	54	MU1-S7424-B	53
MU1-C6648DD	59	MU1-S11024-B	53	MU1-S3830-B	54	MU1-S7430-A	54
MU1-C6648DS	59	MU1-S11030-A	54	MU1-S3836-B	55	MU1-S7430-B	54
MU1-C6648SD	58	MU1-S11030-B	54	MU1-S3836-R	55	MU1-S7436-B	55
MU1-C6648SS	58	MU1-S11036-B	55	MU1-S4218-A	48	MU1-S7436-R	55
MU1-C7242DD	59	MU1-S11036-R	55	MU1-S4236-B	51	MU1-S7818-A	48
MU1-C7242DS	59	MU1-S11418-A	48	MU1-S4236-R	51	MU1-S7818-B	48
MU1-C7242SD	58	MU1-S11418-B	48	MU1-S4418-A	52	MU1-S7836-B	51
MU1-C7242SS	58	MU1-S11424-A	49	MU1-S4418-B	52	MU1-S7836-R	51
MU1-C7248DD	59	MU1-S11424-B	49	MU1-S4424-A	53	MU1-S8018-A	52
MU1-J24A	60, 61	MU1-S11430-A	50	MU1-S4424-B	53	MU1-S8018-B	52
MU1-J30A	60, 61	MU1-S11430-B	50	MU1-S4430-A	54	MU1-S8024-A	53
MU1-J36A	60, 61	MU1-S11436-B	51	MU1-S4430-B	54	MU1-S8024-B	53
MU1-J42A	60, 61	MU1-S11436-R	51	MU1-S4436-B	55	MU1-S8030-A	54
MU1-J48A	60, 61	MU1-S11618-A	52	MU1-S4436-R	55	MU1-S8030-B	54
MU1-J54A	60, 61	MU1-S11618-B	52	MU1-S4818-A	48	MU1-S8036-B	55
MU1-J60A	60, 61	MU1-S11624-A	53	MU1-S4836-B	51	MU1-S8036-R	55
MU1-J66A	60, 61	MU1-S11624-B	53	MU1-S4836-R	51	MU1-S8418-A	48
MU1-J72A	60, 61	MU1-S11630-A	54	MU1-S5018-A	52	MU1-S8418-B	48
MU1-J78A	60, 61	MU1-S11630-B	54	MU1-S5018-B	52	MU1-S8436-B	51
MU1-J84A	60, 61	MU1-S11636-B	55	MU1-S5024-A	53	MU1-S8436-R	51
MU1-J90A	60, 61	MU1-S11636-R	55	MU1-S5024-B	53	MU1-S8618-A	52
MU1-J96A	60, 61	MU1-S12018-A	48	MU1-S5030-A	54	MU1-S8618-B	52
MU1-P66DA	57	MU1-S12018-B	48	MU1-S5030-B	54	MU1-S8624-A	53
MU1-P66SA	57	MU1-S12024-A	49	MU1-S5036-B	55	MU1-S8624-B	53
MU1-P72DA	57	MU1-S12024-B	49	MU1-S5036-R	55	MU1-S8630-A	54
MU1-P78SA	57	MU1-S12030-A	50	MU1-S5418-A	48	MU1-S8630-B	54
MU1-R6636-B	56	MU1-S12030-B	50	MU1-S5436-B	51	MU1-S8636-B	55
MU1-R6636-E	56	MU1-S12036-B	51	MU1-S5436-R	51	MU1-S8636-R	55
MU1-R6636-R	56	MU1-S12036-R	51	MU1-S5618-A	52	MU1-S9018-A	48
MU1-R7836-B	56	MU1-S1818-A	48	MU1-S5618-B	52	MU1-S9018-B	48
MU1-R7836-E	56	MU1-S1818-B	48	MU1-S5624-A	53	MU1-S9036-B	51
MU1-R7836-R	56	MU1-S1824-A	49	MU1-S5624-B	53	MU1-S9036-R	51
MU1-R8730-B	56	MU1-S1824-B	49	MU1-S5630-A	54	MU1-S9218-A	52
MU1-R8730-E	56	MU1-S1830-A	50	MU1-S5630-B	54	MU1-S9218-B	52
MU1-R8730-R	56	MU1-S1830-B	50	MU1-S5636-B	55	MU1-S9224-A	53
MU1-R9036-B	56	MU1-S2018-A	52	MU1-S5636-R	55	MU1-S9224-B	53
MU1-R9036-E	56	MU1-S2018-B	52	MU1-S6018-A	48	MU1-S9230-A	54
MU1-R9036-R	56	MU1-S2024-A	53	MU1-S6036-B	51	MU1-S9230-B	54
MU1-S10218-A	48	MU1-S2024-B	53	MU1-S6036-R	51	MU1-S9236-B	55
MU1-S10218-B	48	MU1-S2030-A	54	MU1-S6218-A	52	MU1-S9236-R	55
MU1-S10224-A	49	MU1-S2030-B	54	MU1-S6218-B	52	MU1-S9618-A	48
MU1-S10224-B	49	MU1-S2418-A	48	MU1-S6224-A	53	MU1-S9618-B	48
MU1-S10230-A	50	MU1-S2430-A	50	MU1-S6224-B	53	MU1-S9636-B	51
MU1-S10230-B	50	MU1-S2430-B	50	MU1-S6230-A	54	MU1-S9636-R	51
MU1-S10236-B	51	MU1-S2618-A	52	MU1-S6230-B	54	MU1-S9818-A	52
MU1-S10236-R	51	MU1-S2618-B	52	MU1-S6236-B	55	MU1-S9818-B	52
MU1-S10418-A	52	MU1-S2624-A	53	MU1-S6236-R	55	MU1-S9824-A	53
MU1-S10418-B	52	MU1-S2624-B	53	MU1-S6618-A	48	MU1-S9824-B	53
MU1-S10424-A	53	MU1-S2630-A	54	MU1-S6636-B	51	MU1-S9830-A	54
MU1-S10424-B	53	MU1-S2630-B	54	MU1-S6636-R	51	MU1-S9830-B	54
MU1-S10430-A	54	MU1-S3018-A	48	MU1-S6818-A	52	MU1-S9836-B	55
MU1-S10430-B	54	MU1-S3218-A	52	MU1-S6818-B	52	MU1-S9836-R	55
MU1-S10436-B	55	MU1-S3218-B	52	MU1-S6824-A	53	MU1-W30A	62
MU1-S10436-R	55	MU1-S3224-A	53	MU1-S6824-B	53	MU1-W54A	62
MU1-S10818-A	48	MU1-S3224-B	53	MU1-S6830-A	54	MU1-W60A	62
MU1-S10818-B	48	MU1-S3230-A	54	MU1-S6830-B	54	MU1-W66A	62

<i>pattern no.</i>	<i>page</i>	<i>pattern no.</i>	<i>page</i>	<i>pattern no.</i>	<i>page</i>	<i>pattern no.</i>	<i>page</i>
MU1-W72A	62	MW2-S1830-A	42	MW2-S5630-A	46	MW2-S9236-B	47
MU1-W78A	62	MW2-S1830-B	42	MW2-S5630-B	46	MW2-S9236-R	47
MU1-W84A	62	MW2-S2018-A	44	MW2-S5636-B	47	MW2-S9618-A	40
MU1-W90A	62	MW2-S2018-B	44	MW2-S5636-R	47	MW2-S9618-B	40
MU1-W96A	62	MW2-S2024-A	45	MW2-S6018-A	40	MW2-S9636-B	43
MW2-S10218-A	40	MW2-S2024-B	45	MW2-S6036-B	43	MW2-S9636-R	43
MW2-S10218-B	40	MW2-S2030-A	46	MW2-S6036-R	43	MW2-S9818-A	44
MW2-S10224-A	41	MW2-S2030-B	46	MW2-S6218-A	44	MW2-S9818-B	44
MW2-S10224-B	41	MW2-S2418-A	40	MW2-S6218-B	44	MW2-S9824-A	45
MW2-S10230-A	42	MW2-S2418-B	40	MW2-S6224-A	45	MW2-S9824-B	45
MW2-S10230-B	42	MW2-S2430-A	42	MW2-S6224-B	45	MW2-S9830-A	46
MW2-S10236-B	43	MW2-S2430-B	42	MW2-S6230-A	46	MW2-S9830-B	46
MW2-S10236-R	43	MW2-S2618-A	44	MW2-S6230-B	46	MW2-S9836-B	47
MW2-S10418-A	44	MW2-S2618-B	44	MW2-S6236-B	47	MW2-S9836-R	47
MW2-S10418-B	44	MW2-S2624-A	45	MW2-S6236-R	47	MZ1-B2415	85
MW2-S10424-A	45	MW2-S2624-B	45	MW2-S6618-A	40	MZ1-B2419	85
MW2-S10424-B	45	MW2-S2630-A	46	MW2-S6818-A	44	MZ1-B2422	85
MW2-S10430-A	46	MW2-S2630-B	46	MW2-S6818-B	44	QR111JUK	119
MW2-S10430-B	46	MW2-S3018-A	40	MW2-S6824-A	45	QR111KUK	119
MW2-S10436-B	47	MW2-S3218-A	44	MW2-S6824-B	45	QR112JUK	119
MW2-S10436-R	47	MW2-S3218-B	44	MW2-S6830-A	46	QR112KUK	119
MW2-S10818-A	40	MW2-S3224-A	45	MW2-S6830-B	46	QR113JUK	119
MW2-S10818-B	40	MW2-S3224-B	45	MW2-S6836-B	47	QR113KUK	119
MW2-S10824-A	41	MW2-S3230-A	46	MW2-S6836-R	47	QR2 SLAT 1518	93
MW2-S10824-B	41	MW2-S3230-B	46	MW2-S7218-A	40	QR2 SLAT 1520	93
MW2-S10830-A	42	MW2-S3618-A	40	MW2-S7418-A	44	QR2 SLAT 1524	93
MW2-S10830-B	42	MW2-S3636-B	43	MW2-S7418-B	44	QR2 SLAT 1530	93
MW2-S10836-B	43	MW2-S3636-R	43	MW2-S7424-A	45	QR2 SLAT 1536	93
MW2-S10836-R	43	MW2-S3818-A	44	MW2-S7424-B	45	QR2 SLAT 1542	93
MW2-S11018-A	44	MW2-S3818-B	44	MW2-S7430-A	46	QR2 SLAT 1548	93
MW2-S11018-B	44	MW2-S3824-A	45	MW2-S7430-B	46	QR211JUK	118
MW2-S11024-A	45	MW2-S3824-B	45	MW2-S7436-B	47	QR211KUK	118
MW2-S11024-B	45	MW2-S3830-A	46	MW2-S7436-R	47	QR212JUK	118
MW2-S11030-A	46	MW2-S3830-B	46	MW2-S7818-A	40	QR212KUK	118
MW2-S11030-B	46	MW2-S3836-B	47	MW2-S7818-B	40	QR213JUK	118
MW2-S11036-B	47	MW2-S3836-R	47	MW2-S8018-A	44	QR213KUK	118
MW2-S11036-R	47	MW2-S4218-A	40	MW2-S8018-B	44	QR3B0P (LL/11/22/33) 3418	89
MW2-S11418-A	40	MW2-S4236-B	43	MW2-S8024-A	45	QR3B0P (LL/11/22/33) 3420	89
MW2-S11418-B	40	MW2-S4236-R	43	MW2-S8024-B	45	QR3B0P (LL/11/22/33) 3424	89
MW2-S11424-A	41	MW2-S4418-A	44	MW2-S8030-A	46	QR3B0P (LL/11/22/33) 3430	89
MW2-S11424-B	41	MW2-S4418-B	44	MW2-S8030-B	46	QR3B0P (LL/11/22/33) 3436	89
MW2-S11430-A	42	MW2-S4424-A	45	MW2-S8036-B	47	QR3B0P (LL/11/22/33) 3442	89
MW2-S11430-B	42	MW2-S4424-B	45	MW2-S8036-R	47	QR3B0P (LL/11/22/33) 3448	89
MW2-S11436-B	43	MW2-S4430-A	46	MW2-S8418-A	40	QR3B0P (LL/11/22/33) 4218	89
MW2-S11436-R	43	MW2-S4430-B	46	MW2-S8418-B	40	QR3B0P (LL/11/22/33) 4220	89
MW2-S11618-A	44	MW2-S4436-B	47	MW2-S8436-B	43	QR3B0P (LL/11/22/33) 4224	89
MW2-S11618-B	44	MW2-S4436-R	47	MW2-S8436-R	43	QR3B0P (LL/11/22/33) 4230	89
MW2-S11624-A	45	MW2-S4818-A	40	MW2-S8618-A	44	QR3B0P (LL/11/22/33) 4236	89
MW2-S11624-B	45	MW2-S4836-B	43	MW2-S8618-B	44	QR3B0P (LL/11/22/33) 4242	89
MW2-S11630-A	46	MW2-S4836-R	43	MW2-S8624-A	45	QR3B0P (LL/11/22/33) 4248	89
MW2-S11630-B	46	MW2-S5018-A	44	MW2-S8624-B	45	QR3B0P (LL/11/22/33) 4260	89
MW2-S11636-B	47	MW2-S5018-B	44	MW2-S8630-A	46	QR3B0P (LL/11/22/33) 4266	89
MW2-S11636-R	47	MW2-S5024-A	45	MW2-S8630-B	46	QR3B0P (LL/11/22/33) 4272	89
MW2-S12018-A	40	MW2-S5024-B	45	MW2-S8636-B	47	QR3B0P (LL/11/22/33) 4918	89
MW2-S12018-B	40	MW2-S5030-A	46	MW2-S8636-R	47	QR3B0P (LL/11/22/33) 4920	89
MW2-S12024-A	41	MW2-S5030-B	46	MW2-S9018-A	40	QR3B0P (LL/11/22/33) 4924	89
MW2-S12024-B	41	MW2-S5036-B	47	MW2-S9018-B	40	QR3B0P (LL/11/22/33) 4930	89
MW2-S12030-A	42	MW2-S5036-R	47	MW2-S9036-B	43	QR3B0P (LL/11/22/33) 4936	89
MW2-S12030-B	42	MW2-S5418-A	40	MW2-S9036-R	43	QR3B0P (LL/11/22/33) 4942	89
MW2-S12036-B	43	MW2-S5436-B	43	MW2-S9218-A	44	QR3B0P (LL/11/22/33) 4948	89
MW2-S12036-R	43	MW2-S5436-R	43	MW2-S9218-B	44	QR3B0P (LL/11/22/33) 4960	89
MW2-S1818-A	40	MW2-S5618-A	44	MW2-S9224-A	45	QR3B0P (LL/11/22/33) 4966	89
MW2-S1818-B	40	MW2-S5618-B	44	MW2-S9224-B	45	QR3B0P (LL/11/22/33) 4972	89
MW2-S1824-A	41	MW2-S5624-A	45	MW2-S9230-A	46	QR3B0P (LL/11/22/33) 6418	90
MW2-S1824-B	41	MW2-S5624-B	45	MW2-S9230-B	46	QR3B0P (LL/11/22/33) 6420	90

<i>pattern no.</i>	<i>page</i>	<i>pattern no.</i>	<i>page</i>	<i>pattern no.</i>	<i>page</i>	<i>pattern no.</i>	<i>page</i>
QR3B0P (LL/11/22/33) 6424	90	QR3S (LL/11/22/33) 1542	93	QRC763G	125, 126	QRCCDRA24266	104
QR3B0P (LL/11/22/33) 6430	90	QR3S (LL/11/22/33) 1548	93	QRC763P	125, 126	QRCCDRA24272	104
QR3B0P (LL/11/22/33) 6436	90	QR9C7794	117	QRCA 363623	109	QRCCDRA24278	104
QR3B0P (LL/11/22/33) 6442	90	QR9C7798	117	QRCA 363632	109	QRCCDRA24284	104
QR3B0P (LL/11/22/33) 6448	90	QR9C7801	117	QRCA 364223	109	QRCCDRA24290	104
QR3B0P (LL/11/22/33) 6460	90	QR9C7917	117	QRCA 364232	109	QRCCDRA24296	104
QR3B0P (LL/11/22/33) 6466	90	QR9C7919	117	QRCA 423623	109	QRCCDRA24860	104
QR3B0P (LL/11/22/33) 6472	90	QR9D5459	117	QRCA 423632	109	QRCCDRA24866	104
QR3B0P (LL/11/22/33) 7918	90	QR9G0413	117	QRCA 424223	109	QRCCDRA24872	104
QR3B0P (LL/11/22/33) 7920	90	QR9G1171	117	QRCA 424232	109	QRCCDRA24878	104
QR3B0P (LL/11/22/33) 7924	90	QR9G1173	117	QRCA 424233	109	QRCCDRA24884	104
QR3B0P (LL/11/22/33) 7930	90	QR9G1295	117	QRCA 424823	109	QRCCDRA24890	104
QR3B0P (LL/11/22/33) 7936	90	QR9G1499	117	QRCA 424832	109	QRCCDRA24896	104
QR3B0P (LL/11/22/33) 7942	90	QR9G2826	117	QRCA 484223	109	QRCCDRA33660	104
QR3B0P (LL/11/22/33) 7948	90	QR9G6777	117	QRCA 484232	109	QRCCDRA33666	104
QR3B0P (LL/11/22/33) 7960	90	QR9G6778	117	QRCA 484823	109	QRCCDRA33690	104
QR3B0P (LL/11/22/33) 7966	90	QR9G6779	117	QRCA 484832	109	QRCCDRA34260	104
QR3B0P (LL/11/22/33) 7972	90	QR9G6780	117	QRCA 484833	109	QRCCDRA34266	104
QR3B0T (LL/11/22/33) 3418	91	QR9G6781	117	QRCAS 363622	110	QRCCDRA34272	104
QR3B0T (LL/11/22/33) 3420	91	QR9G6782	117	QRCAS 424222	110	QRCCDRA34278	104
QR3B0T (LL/11/22/33) 3424	91	QRBC11 (L/R)	111	QRCAS 424233	110	QRCCDRA34284	104
QR3B0T (LL/11/22/33) 3430	91	QRC332F	122, 123	QRCAS 484822	110	QRCCDRA34290	104
QR3B0T (LL/11/22/33) 3436	91	QRC333F	122, 123	QRCAS 484833	110	QRCCDRA34296	104
QR3B0T (LL/11/22/33) 3442	91	QRC362F	122, 123	QRCAWF484811	112	QRCCDRA34860	104
QR3B0T (LL/11/22/33) 3448	91	QRC363F	122, 123	QRCAWF484812	112	QRCCDRA34866	104
QR3B0T (LL/11/22/33) 4218	91	QRC612DHD (L/R)	124	QRCAWF484821	112	QRCCDRA34872	104
QR3B0T (LL/11/22/33) 4220	91	QRC612C	122, 123	QRCAWF484822	112	QRCCDRA34878	104
QR3B0T (LL/11/22/33) 4224	91	QRC612P	122, 123	QRCCDLA23660	103	QRCCDRA34884	104
QR3B0T (LL/11/22/33) 4230	91	QRC613DHD (L/R)	124	QRCCDLA23666	103	QRCCDRA34890	104
QR3B0T (LL/11/22/33) 4236	91	QRC613G	122, 123	QRCCDLA23690	103	QRCCDRA34896	104
QR3B0T (LL/11/22/33) 4242	91	QRC613P	122, 123	QRCCDLA24260	103	QRCEAL223654	105
QR3B0T (LL/11/22/33) 4248	91	QRC632DHD	124	QRCCDLA24266	103	QRCEAL223666	105
QR3B0T (LL/11/22/33) 4918	91	QRC632G	122, 123	QRCCDLA24272	103	QRCEAL223678	105
QR3B0T (LL/11/22/33) 4920	91	QRC632P	122, 123	QRCCDLA24278	103	QRCEAL223684	105
QR3B0T (LL/11/22/33) 4924	91	QRC633DHD	124	QRCCDLA24284	103	QRCEAL223690	105
QR3B0T (LL/11/22/33) 4930	91	QRC633G	122, 123	QRCCDLA24290	103	QRCEAL223696	105
QR3B0T (LL/11/22/33) 4936	91	QRC633P	122, 123	QRCCDLA24296	103	QRCEAL224254	105
QR3B0T (LL/11/22/33) 4942	91	QRC662DHD	124	QRCCDLA24860	103	QRCCDLA24266	105
QR3B0T (LL/11/22/33) 4948	91	QRC662C	122, 123	QRCCDLA24866	103	QRCEAL224278	105
QR3B0T (LL/11/22/33) 6418	92	QRC662P	122, 123	QRCCDLA24872	103	QRCEAL224284	105
QR3B0T (LL/11/22/33) 6420	92	QRC663DHD	124	QRCCDLA24878	103	QRCEAL224290	105
QR3B0T (LL/11/22/33) 6424	92	QRC663G	122, 123	QRCCDLA24884	103	QRCEAL224296	105
QR3B0T (LL/11/22/33) 6430	92	QRC663P	122, 123	QRCCDLA24890	103	QRCEAL224360	105
QR3B0T (LL/11/22/33) 6436	92	QRC712DHD (L/R)	127	QRCCDLA24896	103	QRCEAL224366	105
QR3B0T (LL/11/22/33) 6442	92	QRC712C	125, 126	QRCCDLA33660	103	QRCEAL224378	105
QR3B0T (LL/11/22/33) 6448	92	QRC712P	125, 126	QRCCDLA33666	103	QRCEAL224890	105
QR3B0T (LL/11/22/33) 7918	92	QRC713DHD (L/R)	127	QRCCDLA33690	103	QRCEAR223654	105
QR3B0T (LL/11/22/33) 7920	92	QRC713G	125, 126	QRCCDLA34260	103	QRCEAR223666	105
QR3B0T (LL/11/22/33) 7924	92	QRC713P	125, 126	QRCCDLA34266	103	QRCEAR223678	105
QR3B0T (LL/11/22/33) 7930	92	QRC731B	125, 126	QRCCDLA34272	103	QRCEAR223684	105
QR3B0T (LL/11/22/33) 7936	92	QRC731DHBM	128	QRCCDLA34278	103	QRCEAR223690	105
QR3B0T (LL/11/22/33) 7942	92	QRC731DHBW	127	QRCCDLA34284	103	QRCEAR223696	105
QR3B0T (LL/11/22/33) 7948	92	QRC732DHD	127	QRCCDLA34290	103	QRCEAR224254	105
QR3S (LL/11/22/33) 0818	93	QRC732C	125, 126	QRCCDLA34296	103	QRCEAR224266	105
QR3S (LL/11/22/33) 0820	93	QRC732P	125, 126	QRCCDLA34860	103	QRCEAR224278	105
QR3S (LL/11/22/33) 0824	93	QRC733DHD	127	QRCCDLA34866	103	QRCEAR224284	105
QR3S (LL/11/22/33) 0830	93	QRC733G	125, 126	QRCCDLA34872	103	QRCEAR224290	105
QR3S (LL/11/22/33) 0836	93	QRC733P	125, 126	QRCCDLA34878	103	QRCEAR224296	105
QR3S (LL/11/22/33) 0842	93	QRC761B	125, 126	QRCCDLA34884	103	QRCEAR224860	105
QR3S (LL/11/22/33) 0848	93	QRC761DHBM	128	QRCCDLA34890	103	QRCEAR224866	105
QR3S (LL/11/22/33) 1518	93	QRC761DHBW	127	QRCCDLA34896	103	QRCEAR224878	105
QR3S (LL/11/22/33) 1520	93	QRC762DHD	127	QRCCDRA23660	104	QRCEAR224890	105
QR3S (LL/11/22/33) 1524	93	QRC762C	125, 126	QRCCDRA23666	104	QRE24	116
QR3S (LL/11/22/33) 1530	93	QRC762P	125, 126	QRCCDRA23690	104	QRE35F	116
QR3S (LL/11/22/33) 1536	93	QRC763DHD	127	QRCCDRA24260	104	QREDH24	116

<i>pattern no.</i>	<i>page</i>	<i>pattern no.</i>	<i>page</i>	<i>pattern no.</i>	<i>page</i>	<i>pattern no.</i>	<i>page</i>
QREDH35F	116	QRMPA7830	106	QROAH54T0DH	136	QROBF42S1	134
QRKA 363623	108	QRMPA7836	106	QROAH54T1	131	QROBF42S1DH	146
QRKA 363632	108	QRMPA8436	106	QROAH54T1DH	139	QROBF48S0	133
QRKA 364223	108	QRMPA9636	106	QROAH66T0	129	QROBF48S0DH	143
QRKA 364232	108	QRMPB5430 N	107	QROAH66T0DH	136	QROBF48S1	134
QRKA 423623	108	QRMPB5436 N	107	QROAH66T1	131	QROBF48S1DH	146
QRKA 423632	108	QRMPB6030 N	107	QROAH66T1DH	139	QROBF54S0	133
QRKA 424223	108	QRMPB6036 N	107	QROAH78T0	129	QROBF54S0DH	143
QRKA 424232	108	QRMPB6630	107	QROAH78T0DH	136	QROBF54S1	134
QRKA 424233	108	QRMPB6636	107	QROAH78T1	131	QROBF54S1DH	146
QRKA 424823	108	QRMPB7230	107	QROAH78T1DH	139	QROBF66S0	133
QRKA 424832	108	QRMPB7236	107	QROAH84T0	129	QROBF66S0DH	143
QRKA 484223	108	QRMPB7830	107	QROAH84T0DH	136	QROBF66S1	134
QRKA 484232	108	QRMPB7836	107	QROAH84T1	131	QROBF66S1DH	146
QRKA 484823	108	QRMPB8436	107	QROAH84T1DH	139	QROBF78S0	133
QRKA 484832	108	QRMPB9636	107	QROAO30BM	150	QROBF78S0DH	143
QRKA 484833	108	QROAF30S0	130	QROAO30BW	148	QROBF78S1	134
QRKB 363623	108	QROAF30S0DH	137	QROAO30DHBM	150	QROBF78S1DH	146
QRKB 363632	108	QROAF30S1	131	QROAO30DHBW	148	QROBF90S0	133
QRKB 364223	108	QROAF30S1DH	140	QROAO30T0	129	QROBF90S0DH	143
QRKB 364232	108	QROAF36S0	130	QROAO30T0DH	135	QROBF90S1	134
QRKB 423623	108	QROAF36S0DH	137	QROAO30T1	130	QROBF90S1DH	146
QRKB 423632	108	QROAF36S1	131	QROAO30T1DH	138	QROBH30T0	132
QRKB 424223	108	QROAF36S1DH	140	QROAO36BM	150	QROBH30T0DH	142
QRKB 424232	108	QROAF42S0	130	QROAO36BW	148	QROBH30T1	134
QRKB 424233	108	QROAF42S0DH	137	QROAO36DHBM	150	QROBH30T1DH	145
QRKB 424823	108	QROAF42S1	131	QROAO36DHBW	148	QROBH36T0	132
QRKB 424832	108	QROAF42S1DH	140	QROAO36T0	129	QROBH36T0DH	142
QRKB 484223	108	QROAF48S0	130	QROAO36T0DH	135	QROBH36T1	134
QRKB 484232	108	QROAF48S0DH	137	QROAO36T1	130	QROBH36T1DH	145
QRKB 484823	108	QROAF48S1	131	QROAO36T1DH	138	QROBH42T0	132
QRKB 484832	108	QROAF48S1DH	140	QROAO42T0	129	QROBH42T0DH	142
QRKB 484833	108	QROAF54S0	130	QROAO42T0DH	135	QROBH42T1	134
QRM9A5430 N	106	QROAF54S0DH	137	QROAO42T1	130	QROBH42T1DH	145
QRM9A5436 N	106	QROAF54S1	131	QROAO42T1DH	138	QROBH48T0	132
QRM9A6030 N	106	QROAF54S1DH	140	QROAO48T0	129	QROBH48T0DH	142
QRM9A6036 N	106	QROAF66S0	130	QROAO48T0DH	135	QROBH48T1	134
QRM9A6630	106	QROAF66S0DH	137	QROAO48T1	130	QROBH48T1DH	145
QRM9A6636	106	QROAF66S1	131	QROAO48T1DH	138	QROBH54T0	132
QRM9A7230	106	QROAF66S1DH	140	QROAO54T0	129	QROBH54T0DH	142
QRM9A7236	106	QROAF78S0	130	QROAO54T0DH	135	QROBH54T1	134
QRM9A7830	106	QROAF78S0DH	137	QROAO54T1	130	QROBH54T1DH	145
QRM9A7836	106	QROAF78S1	131	QROAO54T1DH	138	QROBH66T0	132
QRM9A8436	106	QROAF78S1DH	140	QROAO66T0	129	QROBH66T0DH	142
QRM9A9636	106	QROAF90S0	130	QROAO66T0DH	135	QROBH66T1	134
QRM9B5430 N	107	QROAF90S0DH	137	QROAO66T1	130	QROBH66T1DH	145
QRM9B5436 N	107	QROAF90S1	131	QROAO66T1DH	138	QROBH78T0	132
QRM9B6030 N	107	QROAF90S1DH	140	QROAO78T0	129	QROBH78T0DH	142
QRM9B6036 N	107	QROAH30T0	129	QROAO78T0DH	135	QROBH78T1	134
QRM9B6630	107	QROAH30T0DH	136	QROAO78T1	130	QROBH78T1DH	145
QRM9B6636	107	QROAH30T1	131	QROAO78T1DH	138	QROBH84T0	132
QRM9B7230	107	QROAH30T1DH	139	QROAO84T0	129	QROBH84T0DH	142
QRM9B7236	107	QROAH36T0	129	QROAO84T0DH	135	QROBH84T1	134
QRM9B7830	107	QROAH36T0DH	136	QROAO84T1	130	QROBH84T1DH	145
QRM9B7836	107	QROAH36T1	131	QROAO84T1DH	138	QROBO30BM	150
QRM9B8436	107	QROAH36T1DH	139	QROBF30S0	133	QROBO30BW	148
QRM9B9636	107	QROAH42T0	129	QROBF30S0DH	143	QROBO30DHBM	151
QRMPA5430 N	106	QROAH42T0DH	136	QROBF30S1	134	QROBO30DHBW	149
QRMPA5436 N	106	QROAH42T1	131	QROBF30S1DH	146	QROBO30T0	132
QRMPA6030 N	106	QROAH42T1DH	139	QROBF36S0	133	QROBO30T0DH	141
QRMPA6036 N	106	QROAH48T0	129	QROBF36S0DH	143	QROBO30T1	133
QRMPA6630	106	QROAH48T0DH	136	QROBF36S1	134	QROBO30T1DH	144
QRMPA6636	106	QROAH48T1	131	QROBF36S1DH	146	QROBO36BM	150
QRMPA7230	106	QROAH48T1DH	139	QROBF42S0	133	QROBO36BW	148
QRMPA7236	106	QROAH54T0	129	QROBF42S0DH	143	QROBO36DHBM	151

<i>pattern no.</i>	<i>page</i>	<i>pattern no.</i>	<i>page</i>	<i>pattern no.</i>	<i>page</i>	<i>pattern no.</i>	<i>page</i>
QROBO36DHBW	149	QRSA1021	95	QRSAP443	97	QRSBC6618	102
QROBO36T0	132	QRSA1022	95	QRSAP501	96	QRSBC6636	102
QROBO36T0DH	141	QRSA1023	95	QRSAP502	96	QRSBC7218	102
QROBO36T1	133	QRSA1024	95	QRSAP503	97	QRSBC7236	102
QROBO36T1DH	144	QRSA1081	95	QRSAP561	96	QRSBC7818	102
QROBO42T0	132	QRSA1082	95	QRSAP562	96	QRSBC7836	102
QROBO42T0DH	141	QRSA1083	95	QRSAP563	97	QRSBC8418	102
QROBO42T1	133	QRSA1084	95	QRSAP621	96	QRSBC8436	102
QROBO42T1DH	144	QRSA1141	95	QRSAP622	96	QRSBC9018	102
QROBO48T0	132	QRSA1142	95	QRSAP623	97	QRSBC9036	102
QROBO48T0DH	141	QRSA1143	95	QRSAP681	96	QRSBC9618	102
QROBO48T1	133	QRSA1144	95	QRSAP682	96	QRSBP1041	99
QROBO48T1DH	144	QRSA1201	95	QRSAP683	97	QRSBP1042	99
QROBO54T0	132	QRSA1202	95	QRSAP741	96	QRSBP1043	100
QROBO54T0DH	141	QRSA1203	95	QRSAP742	96	QRSBP1101	99
QROBO54T1	133	QRSA1204	95	QRSAP743	97	QRSBP1102	99
QROBO54T1DH	144	QRSA161-N	95	QRSAP801	96	QRSBP1103	100
QROBO66T0	132	QRSA162-N	95	QRSAP802	96	QRSBP261	99
QROBO66T0DH	141	QRSA163-N	95	QRSAP803	97	QRSBP262	99
QROBO66T1	133	QRSA484	95	QRSAP861	96	QRSBP263	99
QROBO66T1DH	144	QRSA544	95	QRSAP862	96	QRSBP321	99
QROBO78T0	132	QRSA784	95	QRSAP863	97	QRSBP322	99
QROBO78T0DH	141	QRSA844	95	QRSAP921	96	QRSBP323	99
QROBO78T1	133	QRSA904	95	QRSAP922	96	QRSBP381	99
QROBO78T1DH	144	QRSA964	95	QRSAP923	97	QRSBP382	99
QROBO84T0	132	QRSAC10218	101	QRSAP981	96	QRSBP383	99
QROBO84T0DH	141	QRSAC10818	101	QRSAP982	96	QRSBP441	99
QROBO84T1	133	QRSAC3018	101	QRSAP983	97	QRSBP442	99
QROBO84T1DH	144	QRSAC3618	101	QRSB1021	98	QRSBP443	100
QROMH24S0	147	QRSAC3636	101	QRSB1022	98	QRSBP501	99
QROMH42S0	147	QRSAC4218	101	QRSB1023	98	QRSBP502	99
QROMH48S0	147	QRSAC4236	101	QRSB1024	98	QRSBP503	100
QROMH54S0	147	QRSAC4818	101	QRSB1081	98	QRSBP561	99
QROMH66S0	147	QRSAC5418	101	QRSB1082	98	QRSBP562	99
QROMH78S0	147	QRSAC5436	101	QRSB1083	98	QRSBP563	100
QROMH84S0	147	QRSAC6018	101	QRSB1084	98	QRSBP621	99
QROMH90S0	147	QRSAC6036	101	QRSB1141	98	QRSBP622	99
QROMH96S0	147	QRSAC6618	101	QRSB1142	98	QRSBP623	100
QROPH24S0	147	QRSAC6636	101	QRSB1143	98	QRSBP681	99
QROPH42S0	147	QRSAC7218	101	QRSB1144	98	QRSBP682	99
QROPH48S0	147	QRSAC7236	101	QRSB1201	98	QRSBP683	100
QROPH54S0	147	QRSAC7818	101	QRSB1202	98	QRSBP741	99
QROPH84S0	147	QRSAC7836	101	QRSB1203	98	QRSBP742	99
QRP231J	120, 121	QRSAC8418	101	QRSB1204	98	QRSBP743	100
QRP232J	120, 121	QRSAC8436	101	QRSB161-N	98	QRSBP801	99
QRP261J	120, 121	QRSAC9018	101	QRSB162-N	98	QRSBP802	99
QRP262J	120, 121	QRSAC9036	101	QRSB163-N	98	QRSBP803	100
QRP301J	120, 121	QRSAC9618	101	QRSB484	98	QRSBP861	99
QRP302J	120, 121	QRSAP1041	96	QRSB544	98	QRSBP862	99
QRP361J	120, 121	QRSAP1042	96	QRSB784	98	QRSBP863	100
QRP362J	120, 121	QRSAP1043	97	QRSB844	98	QRSBP921	99
QRPAB17UK	118	QRSAP1101	96	QRSB904	98	QRSBP922	99
QRPDHB17UK	119	QRSAP1102	96	QRSB964	98	QRSBP923	100
QRPHTB2424	152	QRSAP1103	97	QRSBC10218	102	QRSBP981	99
QRPHTB3624	152	QRSAP261	96	QRSBC10818	102	QRSBP982	99
QRPHTB4824	152	QRSAP262	96	QRSBC3018	102	QRSBP983	100
QRPHTB5424	152	QRSAP263	96	QRSBC3618	102	QRTA2424	113
QRPHTB6024	152	QRSAP321	96	QRSBC3636	102	QRTA3030	113
QRPHTB7224	152	QRSAP322	96	QRSBC4218	102	QRTA5454	113
QRRAW12048	115	QRSAP323	96	QRSBC4236	102	QRTAW12048	114
QRRAW14448	115	QRSAP381	96	QRSBC4818	102	QRTAW14448	114
QRRAW16848	115	QRSAP382	96	QRSBC5418	102	QRTAW16848	114
QRRAW19248	115	QRSAP383	96	QRSBC5436	102	QRTAW19248	114
QRRAW4848	115	QRSAP441	96	QRSBC6018	102	QRTAW4848	114
QRRAW9648	115	QRSAP442	96	QRSBC6036	102	QRTAW9648	114

<i>pattern no.</i>	<i>page</i>
QRTB2424	113
QRTB3030	113
QRTB5454	113
QRWHTB2424	152
QRWHTB5424	152
QRWHTB6024	152
QRWHTB7224	152
QS994873	94
QS9A8002	94
QS9A8003	94
QS9B2960	94
QS9G5498	94
QS9G5499	94
QS9G5875	94
QS9G5876	94
RBC18 (L/R)	111
RBCC	111

Selling Policy

	<p>This Selling Policy supercedes all previous selling policies. Prices, discounts and product offerings are subject to change without notice.</p>
Terms & Conditions of Sales	<p>Sales by Knoll, Inc. or Knoll North America Corp. ("Seller") of Knoll Product Lines (hereinafter "Products") within the United States and Canada are made only on the terms which are contained in this Selling Policy. Seller hereby gives notice of its objection to any different or additional terms and conditions. This sale is expressly conditional upon Purchaser's assent to the terms and conditions set forth below. Additional terms and conditions may apply to KnollStudio and KnollTextiles orders. These terms and conditions may be modified or supplemented only by a written document signed by an authorized representative of Seller. These terms and conditions supercede any prior and/or contemporaneous agreements or correspondence between Purchaser and Seller. Written quotations expire thirty (30) days from the date of issuance and can be withdrawn by written notice anytime during that period. Where Purchaser and Seller have entered into the Knoll Electronic Terms and Conditions, all orders, acknowledgements, invoices and other business communications placed or transmitted in accordance with the Knoll Electronic Terms and Conditions shall be deemed to be in writing and signed and shall be valid for all purposes as if they were originated and maintained in documentary form.</p>
Ordering Information	<p>All orders must be in writing. The product pattern number(s) contained on Seller's order acknowledgement shall be the final expression of the order.</p>
Order Confirmation	<p>A purchase order is not binding on Seller until Purchaser has received Seller's order confirmation or acknowledgment.</p>
Pricing Policies	<p>List prices are subject to change without notice.</p> <p>List prices shall be those prices in effect on the date of receipt of a complete purchase order unless shipment is requested more than ninety (90) days after order entry in which case prices in effect on the date of shipment apply. List prices include specified freight costs. Unless specified in writing by Seller, no other charges are included in Seller's list prices.</p>
Taxes	<p>All sales, use, excise and other taxes applicable to the sale of the Products shall be paid by Purchaser. If Purchaser claims an exemption from any tax, Purchaser shall submit to Seller the appropriate exemption certificates.</p>
Terms of Payment	<p>Payment for one hundred percent (100%) of the net order amount is due within thirty (30) days of the date of invoice, which is issued upon shipment. In case of any discrepancies, such as shortages, and Seller is notified in writing within ten (10) days of receipt of Product, only that portion may be deducted and the balance paid. For orders greater than \$100,000 net, a one-third (1/3) deposit is due at the time of order placement, with the remainder due within thirty (30) days of the date of invoice.</p> <p>KnollStudio orders less than \$2,000 require payment for one hundred percent (100%) of the net order amount (including any applicable sales tax and charges for inside delivery, special packaging, etc.), due at time of order placement. For KnollStudio orders greater than \$2,000, a one-half (50%) deposit is due at time of order placement with the remainder (including any applicable sales tax and charges for inside delivery, special packaging, etc.) due prior to shipment.</p> <p>If, in the judgment of Seller, Purchaser's financial condition does not justify the terms of the payment, Seller may require full or partial payment in advance.</p> <p>Past due accounts shall be charged one and one-half percent (1.5%) per month, or the highest rate permitted by law, whichever is less, and will be added to the outstanding balance. In the event Purchaser defaults on payment, Purchaser shall be liable for all collection costs, including reasonable attorney's fees and costs.</p>
Changes and Cancellation	<p>Purchase orders may not be changed or cancelled, in whole or in part, without prior written consent of Seller. Changes may effect delivery dates. Expenses incurred because of changes shall be charged to Purchaser. In the event of cancellations, Purchaser will be liable for reasonable cancellation charges established by Seller. Orders for special Product, orders including "COM" (hereinafter defined) material and orders pursuant to expedited delivery programs, may not be canceled.</p>
Freight Prepaid	<p>Freight is prepaid and included in the price of all Products, except KnollTextiles, within the 48 contiguous United States for orders placed with Knoll, Inc. and within Canada, excluding the Yukon, Northwest Territories, Nunavut and Newfoundland for orders placed with Knoll North America Corp. Packing is tested for rigorous motion and transportation but is not guaranteed to protect furniture from conditions over which the Seller has no control. If special packaging is required for any reason, please consult with your sales representative or dealer. Seller shall select the method of shipment and routing. All shipments shall be tailgate deliveries. Freight for all KnollTextiles orders is prepaid and added to the invoice.</p>
Delivery/Freight Charges	<p>Shipments outside the contiguous 48 United States and Canada shall be shipped F.O.B. Origin.</p> <p>For shipments outside the contiguous United States and Canada, Purchaser is responsible for the cost of freight from point of embarkation, including any handling and transportation charges incidental to loading at the point of departure and unloading at the final destination.</p> <p>Conditions beyond the control of Seller, including weather, available facilities and traffic conditions, may affect exact time of delivery. Seller shall not be responsible for specific carrier delivery date or time unless it has made a specific delivery commitment, in writing.</p> <p>Nonstandard methods of shipment and/or additional services are available upon request. Purchaser will be billed for the differential cost of any special services in excess of standard surface carrier freight costs. Premium charges, at Purchaser's request, will be added for airfreight, exclusive use of vehicle and extra, export or special packaging. Accessorial charges will be added for inside delivery, extra labor, reassignment and redelivery.</p> <p>Partial shipments may be made and invoiced by Seller.</p>
Claims	<p>All shipments for all Knoll Products within the contiguous United States and Canada are F.O.B. Origin. Risk of loss passes to Purchaser at time of delivery to carrier. Purchaser shall inspect all Products upon receipt and notify Seller within ten (10) working days after receipt of any damage or defects which are, or should be, apparent from an inspection of the Product and its packaging. Failure of Purchaser to make a claim against carrier or notify Seller during the ten (10) working day period shall constitute acceptance of the Products and waiver of any apparent defects, errors or shortages. Seller will agree to repair or replace Product damaged in shipment if Purchaser has notified Seller of freight damage within ten (10) working days after receipt and assigns its rights against the carrier.</p>
Seller's Security Interest	<p>Until Seller receives the full payment for the Product, Seller shall have a security interest in the Product. Purchaser agrees to perform all acts, including but not limited to the execution and filing of documentation, which may be necessary to perfect and assure the security interest of Seller.</p>
Returns	<p>The return of Products without a written authorization by Seller shall not be accepted. To receive authorization for Product return, please call Customer Service. All Products that are returned pursuant to a valid authorization shall be subject to a twenty-five percent (25%) of list restocking charge. Products not currently offered for sale by Seller (including COM) shall not be authorized for return. All returned Products must be unused, in original condition and in the original Seller packing cartons. No refund or credit shall be given for damaged Products.</p>
Held Orders/Storage	<p>If Purchaser requests that an order be held or delayed, prices and terms and conditions in effect at the time of shipment shall apply. If Purchaser requests a delay after the time when Seller can defer production, Purchaser will be invoiced for the Product, payable in accordance with standard terms, when the order is ready for shipment. Seller may transfer the Product to storage, in which case all expenses incurred in connection with storage, including demurrage, preparation for storage, storage charges and handling shall be payable by Purchaser upon submission of invoices by Seller. Risk of loss to the Product shall pass to the Purchaser upon delivery of the Product into storage.</p>

Selling Policy

Customer's Own Material	A Purchaser who requests a fabric or other surface material not standard to Seller's line of Products ("COM") must submit samples of the requested material to Seller prior to entry of a purchaser order. Seller shall determine if the material is suitable to its manufacturing processes and meets any requirements of Underwriters Laboratories. If the COM is acceptable, Seller will then establish a price for using the COM or the Product in question. For a description of the procedures for submitting samples and testing, contact customer resources or your sales representative. Seller shall have no responsibility for the appearance, condition, performance, durability, colorfastness or any other physical attribute of the COM. Purchaser shall indemnify and hold Seller harmless for any damages, injuries or losses arising out of or related to use of the COM on the Product.
Warranty	<p>Seller warrants to the original Purchaser only that the Products Seller manufactures and sells to Purchaser are free of defects in workmanship and materials, during the applicable warranty period set forth below.</p> <p>Warranty period set forth below for <i>Bulldog, Chadwick, Essentials Work Chairs, Life, Open Up, RPM, Sapper</i> and <i>SoHo</i> seating is for 24-hour, 7 days a week, multi shift use.</p> <p>Should any failure to conform with this limited warranty appear to a Product listed below during the applicable warranty period from the date of shipment, Seller shall, upon prompt written notice, repair or replace, at its option and costs, the affected part or parts.</p> <p><i>Product and Period of Warranty</i></p> <p><i>Lifetime: AutoStrada, Calibre, Crinion Open Table, Currents, Dividends Horizon, Equity, Morrison, Reff</i> laminate, <i>Series 2 Storage</i> and other non-wood components (except cascade edge worksurfaces, operational parts, controls, electrical, <i>Series 2 Veneer Front Storage</i>, special or custom products or other materials specifically called out below, see below)</p> <p><i>10 Years: AutoStrada, Crinion Open Table, Reff</i> wood components, <i>Series 2 Veneer Front Storage, Wood Casegoods (Magnusson, The Graham Collection), Interaction</i> tables (except height adjustment mechanisms for <i>Counterforce</i>, crank-adjustable, and split-top tables and worksurfaces, see below), <i>Reuter</i> overheads, <i>Reuter</i> vertical storage, <i>Bulldog, Chadwick, Essentials Work Chairs, Life, RPM</i> and <i>Sapper</i> seating structural and operational parts, controls, casters, pneumatic cylinders, seat and back mesh (except seating upholstery, finishes and labor, wood casegoods upholstered surfaces, see below)</p> <p><i>5 Years: Operational parts, controls, electrical (except light ballasts and bulbs, see below), cascade edge worksurfaces, special or custom product, wood veneer products, A3, Currents</i> handcrank, <i>Interaction Counterforce, Interaction</i> crank-adjustable, and split-top mechanisms, <i>KnollStudio, KnollExtra</i> adjustable keyboard supports, VDT carousel, monitor platform, equipment storage drawers and all universal storage drawers, <i>Open Up and SoHo</i> seating structural and operational parts, controls, pneumatic cylinders (except seating upholstery, finishes and labor, see below)</p> <p><i>3 Years: Upholstery, finishes and labor to repair the following chairs: Bulldog, Chadwick, Essentials Work Chairs, Life, Open Up, RPM, Sapper</i> and <i>SoHo.</i></p> <p><i>2 Years: All other KnollExtra</i> product</p> <p><i>1 Year: Light ballasts and bulbs, seating upholstered armpads and soft armpads, wood casegoods upholstered surfaces.</i></p> <p>This warranty does not apply to:</p> <ul style="list-style-type: none">• Damage caused by a carrier other than the Seller.• Normal wear and tear or acts or omissions of parties other than Seller (including user modification).• COM or other third party materials applied to Products.• Products not installed by or under the auspices of a certified dealer of Seller.• Dramatic temperature variations or exposure to unusual conditions.• Except as specifically noted above, textiles and upholstery supplied by <i>KnollTextiles</i> (consult current <i>KnollTextiles</i> price list for applicable warranty). <p>Natural variations occurring in wood, marble, and leather shall not be considered defects, and the Seller does not guarantee the colorfastness or matching of the colors, grains or textures, or surface hardness of such materials. The Seller also does not guarantee the colorfastness of fiberglass panel surfaces.</p> <p>THE EXPRESS WARRANTIES CONTAINED HEREIN ARE IN LIEU OF ALL OTHER WARRANTIES, EXPRESS OR IMPLIED, INCLUDING ANY WARRANTIES OF MERCHANTABILITY AND FITNESS FOR PARTICULAR PURPOSE AND ALL OTHER WARRANTIES ARISING FROM COURSE OF DEALING OR USAGE OF TRADE.</p> <p>The remedies provided above are the Purchaser's sole remedies for any failure of Seller to comply with its obligations regarding the workmanship of its Products. Correction of any nonconformity in the manner and for the period of time provided shall constitute complete fulfillment of all liabilities of Seller, with respect to or arising out of the Product furnished hereunder.</p>
Delay/Force Majeure	Seller shall not be liable for failure to perform or for delay in performance due to fire, flood, strike or other labor difficulty, act of God, act of any governmental authority or of the Purchaser, riot, embargo, fuel or energy shortage, wrecks or delay in transportation, inability to obtain necessary labor, materials or manufacturing facilities from usual sources or failure of suppliers to meet their contractual obligations, or due to any cause beyond its reasonable control. If any such event occurs, Seller may extend delivery dates by a period of time necessary to overcome the effect of such delay, allocate available Product or cancel any purchase order.
Compliance with Law	PURCHASER IS SOLELY RESPONSIBLE FOR COMPLIANCE WITH ALL APPLICABLE FEDERAL, STATE AND LOCAL LAWS, ORDINANCES, REGULATIONS, RULES AND STANDARDS RELATING TO THE INSTALLATION, MAINTENANCE, USE AND OPERATION OF THE PRODUCTS.
Patents	<p>Subject to the following provisions, Seller shall, at its own expense, defend or, at its option, settle any claim, suit or proceeding brought against the Purchaser, and/or its vendees, mediate and immediate, so far as based on an allegation that any Product or any part thereof furnished hereunder constitutes a direct or a contributory infringement of any claim of any patent of the United States or Canada. This obligation shall be effective only if Purchaser shall have made all payments then due hereunder and if Seller is notified promptly in writing and given authority, information and assistance for the defense of said claim, suit or proceeding. Seller shall pay all damages and costs awarded in such suit or proceedings so defended.</p> <p>The foregoing indemnity does not apply to the following:</p> <ul style="list-style-type: none">• Products supplied according to a design other than that of Seller, and which is required by the Purchaser.• Combination of the Product with another product not furnished hereunder unless Seller is a contributory infringer.• Any settlements of a suit or proceeding made without Seller's written consent.
Limitations of Liability	<p>SELLER, ITS CONTRACTORS, AUTHORIZED DEALERS AND SUBCONTRACTORS OR SUPPLIERS OF ANY TIER SHALL NOT BE LIABLE TO PURCHASER FOR ANY SPECIAL, INDIRECT, INCIDENTAL OR CONSEQUENTIAL DAMAGES ARISING FROM A BREACH OF THIS AGREEMENT.</p> <p>Purchaser's remedies set forth herein are exclusive and the liability of Seller with respect to the breach of this agreement or any contract entered into between the parties pursuant hereto shall not exceed the price of the Product or part on which such liability is based.</p>

KnollKey Lock Program

KnollKey Lock Program General Information

Following is the KnollKey lock policy, applicable to all products.

Key-alike

For the convenience of the user, furniture may be keyed alike at no charge. Write "Key-alike" in the description of your purchase order for any pedestal, overhead, file or other item you wish to have keyed alike.

Using the key-alike instructions, order cores and keys as line items on your purchase order. Do NOT submit a key-alike form. The Knoll East Greenville Lock Center will select key numbers from the standard range of K 001 - K 250. Key numbers will not be repeated unless over 250 sets are ordered. Lock cores keyed-alike will ship separately from the product, ready for field installation.

There is no charge for key-alike orders if placed with the furniture order.

IF THE KEY-ALIKE ORDER IS NOT PLACED AT LEAST TWO WEEKS PRIOR TO THE FURNITURE SHIP DATE, A \$50 HANDLING CHARGE AND AIR FREIGHT CHARGES WILL APPLY.

If product is ordered and shipped random-keyed, additional lock cores for key-alike are billable.

Random-Keying

To specify product keyed-random, write "key-random" in the product description. Random-keyed product is shipped with the lock core factory installed. A shrouded key is included. Random means no effort has been made to match key numbers, or to make them different.

Keys

A Knoll shrouded key is shipped with every lock core. 250 Key numbers are available. For numbers above 250, contact Custom Product Development. Additional keys and key blanks are available. See service parts for more information.

Master Keying

Knoll locks can be controlled by means of a master key. There is no additional per-lock charge for master keying. A letter of approval from the client must accompany orders for master keys.

Installing Lock Cores

Lock cores can be installed or removed in the field by using a change key. Cores must be in the unlocked position to be removed. See service parts for change key pattern number and pricing.

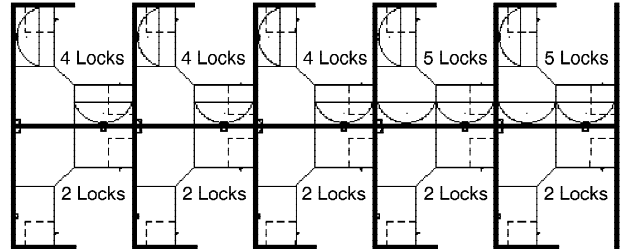
Lock Distribution

All orders for key-alike lock cores/keys are packaged and shipped from the East Greenville Lock Center, regardless of where the pedestals, overhead, or other units are produced. Random keyed product will have cores factory-installed.

How to Specify Key-Alike

Following is an example of how to specify key-alike for a cluster of 10 workstations.

Step 1 - Using the project floorplan, count the number of locks in each workstation.



Step 2 - Count the number of workstations with the same quantity of locks. Group together the workstations with a like number of locks.

5 workstations with 2 locks per station
3 workstations with 4 locks per station
2 workstations with 5 locks per station

Step 3 - For the first group (5 sets of 2 locks), enter the number of workstations in the quantity column.

Qty	Pattern #	Description	Unit List	Ext. List
5				

Step 4 - Then enter the pattern number "KSPEC_ _" and add a suffix for the number of locks for that group (i.e., for 2 locks per station, add the suffix "2"). Up to 30 lock cores are available in a set (i.e., KSPEC 30).

Qty	Pattern #	Description	Unit List	Ext. List
5	KSPEC 2	Set of 2 cores/keys	N / C	N / C

Step 5 - Repeat for other groups.

Qty	Pattern #	Description	Unit List	Ext. List
5	KSPEC 2	Set of 2 cores/keys	N / C	N / C
3	KSPEC 4	Set of 4 cores/keys	N / C	N / C
2	KSPEC 5	Set of 5 cores/keys	N / C	N / C

Your Key instructions are complete.

Knoll will select key numbers for each set from 250 available numbers. Additional key numbers are available through Custom Product Development. **For additions to existing installations, specify desired key numbers in the description.**

Service Parts

Pattern #	Description	List Price
KKEY_ _ _	Shrouded Key Specify key number desired	\$5
KBLANK	Shrouded Key Blank	\$5
KSPECB_ _ _	Retrofit Universal Core/Key Specify key number desired	\$18
KCHANGE	Change Key	\$5
KMASTER*	Master Key	\$5

*Note: A letter of approval on company letterhead from the client must accompany all orders for master keys.

General Ordering Information

The Products

This guide encompasses all standard products for this product group.

Sizes

Dimensions listed in this guide are indicated as:

H = height

W = width

D = depth

Dia. = diameter

Rad. = radius

Pricing

All prices shown are list.

How to Order

Select pattern numbers and quantities required for your complete installation. Product questions can be addressed in the specific sections of this guide or by contacting your sales representative or customer resource representative at 1-800-343-5665.

Next, select options (if required), along with colors and finishes appropriate to each product. Reference the Finishes and Fabrics pages for color designations.

On large installations, an item's "designated area" can be specified to assist in product organization and handling.

To expedite complete / correct entry of your order, be certain all pattern numbers, quantities, colors and area identifications are completely specified. Also, include complete purchase order numbers, bill-to and ship-to addresses, a contact name and specific factory shipping dates required.

Mail all orders to:

Knoll, Inc.

1235 Water Street

P.O. Box 157

East Greenville, PA 18041

Attention: Order Entry

Once your order is entered at Knoll, an acknowledgment will be mailed to you. You will be advised of your scheduled shipping date within five days of the original acknowledgment. If it is necessary to revise your order, please contact your customer resource representative.

Sustainability Statement

Sustainable design is a key component of Knoll's environmental focus. Our commitment to social responsibility and a healthy environment has prompted us to further articulate our longstanding environmental programs and, with encouragement and support from our colleagues in the industry, we have re-energized our focus on such "green" initiatives as life cycle analysis and LEED™ certification. Knoll is proud to have contributed to projects that have received LEED certification from the U.S. Green Building Council.

For the latest information on Knoll products that help our customers achieve LEED certification, log on to knoll.com, click on "About Knoll" and then "Environmental Focus."