

Template

Price List
September 2016



Knoll

Introduction	Knoll and Sustainable Design	2
	Knoll Color Program Finishes	3
	Template Fabrics	7
	Template Specifications	8
Core Structure	End Panel	11
	Mid Panel	13
	Bases and Base Kick Plate	15
	Tops	17
	Full Height Back Kit	21
	Lower Back Kit	27
	Upper Back Kit	31
Inside Back Inserts	Mid Back Kit	39
	Full Height Inside Back Inserts	49
	Lower Inside Back Inserts	55
	Upper Inside Back Inserts	59
Storage Components	Mid Inside Back Inserts	67
	Drawer Kits	75
	Sliding Door Kits	76
	Hinged Door Kits	79
	Hybrid Door/Drawer Kits	82
	Standard and Slotted Shelves	86
	Coat Rod Shelf	87
	Worksurface Shelves	88
	Upper Shelf Kit, 15"h and 20"h, steel	89
Shelf Dividers	92	
Electrical Components	Base Infeed, Base Power Transfer Block,	97
	Desk-Height Power Modules (one circuit)	98
	Desk-Height Power Modules (two circuits)	99
	Worksurface Mount Power Modules	100
	Worksurface Mount Receptacle Block	102
	Transition Jumpers	103
Worksurfaces and Supports	Rectangular Worksurfaces	104
	Trapezoid Worksurfaces	107
	120° Worksurfaces	109
	Support Brackets and Support Legs	110
	Worksurface Privacy Screens	111
Accessories	Core Structure Accessories	112
	Drawer Kit Accessories	113
	Shelf Kit Accessories	114
	Task Lights	115
Wall Mounting of Knoll Products		116
Alpha-Numeric Index		118
Selling Policy		126
KnollKey Lock Program		128
General Ordering Information		129

Knoll and Sustainable Design

Each year Knoll sets key initiatives in our journey to sustainability. We are members of a global consortium on energy, have adopted a scientific, metrics-based approach to sustainable product design, and maintain a leadership position in establishing universal, verifiable, sustainability standards for our industry.

Knoll promotes independent third-party certification because it provides the most impartial and trustworthy foundation for industry-wide environmental compliance. Certification by established and respected third parties ensures that all manufacturers are held to the same high standards and that customers can trust a company's declaration about the environmental benefits of its products. Knoll third-party partners include: the International Standards Organization (ISO); Forest Stewardship Council (FSC®); Rainforest Alliance; GREENGUARD® Environmental Institute; and The Business and Institutional Furniture Manufacturer's Association (BIFMA) level® certification from Scientific Certification Systems (SCS).

In addition, Knoll is aligned with the U.S. Green Building Council and can help companies, healthcare organizations and educational institutions achieve Leadership in Energy and Environmental Design (LEED®) workplace certification.

Global Climate Change

- Knoll is a sponsor of the Clinton Global Initiative, which brings together a community of global leaders to devise and implement solutions to some of the world's most pressing challenges, including environmental change.
- Knoll has a comprehensive Energy Management Program to increase energy efficiency in products and processes.

Life Cycle Assessment (LCA) Tool

- Life Cycle Assessment is a science-based measurement of a product's environmental impacts throughout its life cycle, from raw materials sourcing through manufacture, shipping, use and re-use or end-of-life. LCA enables cradle-to-cradle implementation of sustainable practices.

Setting Industry Standards

- Knoll partners with MTS (The Institute for Market Transformation to Sustainability) to develop the SMaRT® Consensus Sustainable Products Standards, a set of consensus-based sustainable product standards based on the LEED® model, for all building products, fabric, apparel, flooring and carpet. MTS, the developer of SMaRT®, is an accredited American National Standards Institute (ANSI) standard developer.
- Knoll also partners with BIFMA (Business and Institutional Furniture Manufacturers Association) to promote level® sustainability standards for the contract furniture industry.
- Knoll has established FSC® (Forest Stewardship Council) certified wood as the standard for general office open plan office systems, casegoods and tables.
- Knoll has launched Full Circle, a resource recovery program developed with ANEW, to help customers extend the life cycle of surplus furniture, fixtures and equipment (FF&E) in an economically, socially and environmentally responsible manner.
- Our goal is to encourage all manufacturers in the contract furniture industry and related industries to adopt standards that will lead to sustainable products and practices.

For more information about Knoll and sustainable design, visit knoll.com/environment.

Proper use and regular cleaning of your markerboard surface is essential for preventing permanent stains and/or ghosting typically associated with dry erase markers. By following the care and use instructions below, you will minimize the possibility of permanent stains and ghosting.

**Initial Cleaning of Markerboards
Before First Use:**

- Using a clean, dry cloth and a nonabrasive cleaner, gently clean the entire board to loosen any residue
- Using a dry cloth, wipe the entire surface to remove all dirt and residue from the prior step
- Rinse the entire board with clean water
- Using a dry cloth, wipe dry the entire surface

Daily Use, Care and Maintenance:

- *Use the proper markers.* All dry erase markers will write legibly on the marker board surface, but not all will erase properly due to their composition. Do not use low odor dry erase markers or permanent (indelible) markers. Use of these markers will lead to staining or ghosting, even with regular cleaning.
- *Clean the markerboard regularly.* It is recommended that markerboards be erased daily using an eraser designated for use with dry erase markers. If the markerboard is used daily, we recommend that a complete cleaning is performed at least 2-3 times a week using EXPO® whiteboard cleaner.
- *Remove ghosting.* Using EXPO® whiteboard cleaner and a paper towel, wipe the entire surface and let dry. Mix Joy® dishwashing detergent with warm water and apply to the board using a paper towel, then wipe dry with a clean cloth. Repeat as necessary.
- *Remove permanent marker.* Using a dry erase marker, write on top of the permanent marker, erase with a dry eraser, and then clean with EXPO® whiteboard cleaner.

Note: Do not use other painted tiles as markerboards or product damage will occur and the tile warranty will be voided.

Core Paint and Laminate Finishes

Order Code	Color Name	Paint Grade	Laminate Grade for worksurface shelves and cabinet tops	Paint Finishes	Laminate Finishes	2mm Edgeband Finishes	Pull Finishes
611	Beige Mist Metallic	P2		•			•
611T	Beige Mist Metallic, textured	P2		•			
118	Bright White	P1	L1	•	•	•	•
118T	Bright White, textured	P1		•			
112	Brown	P1		•			•
112T	Brown, textured	P1		•			
123	Brushed Grey		L2		•		
122	Brushed Sand		L2		•		
143	Classic Oak		L2		•	•	
113	Dark Grey	P1		•		•	•
113T	Dark Grey, textured	P1		•			
128	Fog		L2		•	•	
114	Folkstone Grey	P1	L1	•	•	•	•
114T	Folkstone Grey, textured	P1		•			
144	Graphite Pear		L2		•	•	
142	Grey Ash		L2		•	•	
111	Jet Black	P1	L2	•	•	•	•
111T	Jet Black, textured	P1		•			
139	Light Ash		L2		•	•	
701	Markerboard White	P3		•			
124	Medium Cherry		L2		•	•	
115	Medium Grey	P1		•		•	
115T	Medium Grey, textured	P1		•			
612	Medium Metallic Grey	P2		•			
612T	Medium Metallic Grey, textured	P2		•			
121	Micro Grey		L2		•		
129	Micro Sand		L2		•		
126	Natural Cherry		L2		•	•	
125	Natural Maple		L2		•	•	
119	Pumice		L1		•	•	
116	Sandstone	P1		•			•
116T	Sandstone, textured	P1		•			
613	Silver	P3		•			•

Note: Markerboard white finish (701) is available on Template backs only.

L1 and L2 laminate finish grades only apply to cabinet tops and worksurface shelves. Perpendicular worksurfaces utilize a single price grade.

Custom Paint Color Policy – Custom paint colors may be applied to Template product on a select basis. For colors outside the standard palette for Template, Knoll will custom match to your specification according to the following requirements: The request for a custom paint color must be accompanied by a purchase order for the product to be ordered and by a master color-match sample of paint applied to metal at least 3" x 5" in size. Knoll will evaluate the sample to determine application feasibility. Upon approval for application, Knoll will forward two factory samples with an assigned Knoll color name and order code for customer approval. One of the approved Knoll samples must be signed and returned to Knoll before an order is processed and dated.

P2 pricing applies to all solid custom or non-core Knoll finishes

P3 pricing applies to all metallic or white custom finishes as well as any metallic or white non-core Knoll finishes.

End panels, mid panels, bases, tops and backs	Tops	Tops	
Drawer, sliding door and hinge door fronts, sliding door tracks	Worksurface shelves	Worksurface shelves	Drawer, sliding door and hinge door handles
Standard shelves, slotted shelves and shelf dividers	Worksurfaces	Worksurfaces	
Support column and legs			
Slotted shelf partitions and base fillers			

Core Paint and Laminate Finishes

Order Code	Color Name	Paint Grade	Laminate Grade for worksurface shelves and cabinet tops	Paint Finishes	Laminate Finishes	2mm Edgeband Finishes	Pull Finishes
117	Soft Grey	P1	L1	•	•	•	•
117T	Soft Grey, textured	P1		•			
127	Walnut		L2		•	•	
140	Warm Ash		L2		•	•	
141	Whitened Ash		L2		•	•	
145	Zebra		L2		•	•	
AA	Aluminum						•
AB	Black						•
AN	Nickel						•

Note: Markerboard white finish (701) is available on Template backs only.

L1 and L2 laminate finish grades only apply to cabinet tops and worksurface shelves. Perpendicular worksurfaces utilize a single price grade.

Custom Paint Color Policy – Custom paint colors may be applied to Template product on a select basis. For colors outside the standard palette for Template, Knoll will custom match to your specification according to the following requirements: The request for a custom paint color must be accompanied by a purchase order for the product to be ordered and by a master color-match sample of paint applied to metal at least 3" x 5" in size. Knoll will evaluate the sample to determine application feasibility. Upon approval for application, Knoll will forward two factory samples with an assigned Knoll color name and order code for customer approval. One of the approved Knoll samples must be signed and returned to Knoll before an order is processed and dated.

P2 pricing applies to all solid custom or non-core Knoll finishes

P3 pricing applies to all metallic or white custom finishes as well as any metallic or white non-core Knoll finishes.

End panels, mid panels, bases, tops and backs	Tops	Tops	
Drawer, sliding door and hinge door fronts, sliding door tracks	Worksurface shelves	Worksurface shelves	Drawer, sliding door and hinge door handles
Standard shelves, slotted shelves and shelf dividers	Worksurfaces	Worksurfaces	
Support column and legs			
Slotted shelf partitions and base fillers			

Veneer, Aluminum and Glass Finishes

Order Code	Color Name	Veneer Grade	Veneer Finishes	Glass Sliding Door Finishes
Y851	Black Oak	V1	•	
Y821	Blond Maple	V1	•	
Y319	Cherry	V1	•	
Y343	Dark Grey Oak	V1	•	
Y326	Dark Mahogany	V1	•	
Y882	Dove Grey	V1	•	
Y344	Espresso	V1	•	
Y831	Light Cherry	V1	•	
Y881	Light Walnut	V1	•	
Y316	Maple	V1	•	
Y329	Medium Oak	V1	•	
Y342	Medium Teak	V1	•	
Y323	Medium Walnut	V1	•	
Y811	Natural	V1	•	
Y341	Wenge	V1	•	
Y841	Ebony (open pore)	V2	•	
Y861	Grigio Techwood (open pore)	V2	•	
V312	Bronze Cherry	V2	•	
V421	Chalk Oak	V2	•	
V433	Light Fawn Cherry	V2	•	
V423	Light Oak	V2	•	
V411	Light Walnut	V2	•	
V316	Maple	V2	•	
V436	Medium Brown Cherry	V2	•	
V319	Medium Cherry	V2	•	
V412	Natural Cherry	V2	•	
V440	Natural Hemlock (QC)	V2	•	
V414	Natural Oak	V2	•	
V417	Old English Walnut	V2	•	
V415	Peacock Green Walnut	V2	•	
V413	Sand Oak	V2	•	
V439	Straight Anigre	V2	•	
V512	Figured Anigre	V3	•	
V515	Figured Sycamore	V3	•	
V514	Makore	V3	•	
V518	Natural Chestnut	V3	•	
V517	Natural Sapele	V3	•	
GL13	Powder Tempered Glass			•
GL25	Bronze Tempered Glass			•
GL35	Grey Tempered Glass			•
V1 - Techwood Closed Pore Surface with matching synthetic edge V2 - Natural Veneer Closed Pore and Premium Techwood Veneer Closed Pore V3 - Exotic Veneer Note: All V2 Oaks are rift cut			Tops and inside back inserts Drawer and hinge door fronts Standard shelves and worksurface shelves Worksurfaces	Sliding doors

Fabric Options — Available for fabric backs, inside back inserts and worksurfaces privacy screens unless noted otherwise.

Grade 10

Annex (W1360)
 Beacon (W1597)
 Broadcloth II (W1619)
 Foundation (W351)
 Growth Spurt (W692)
 Skylark (W1718)
 Symbolic Detail (W693)
 Tailor made II (W1610)
 Versatility (W432)

Grade 20

Bauhaus Block (W296)
 Circle Line (W1146)
 Criss Cross (W305)
 Labyrinth (W352)
 Main Frame (W1783)
 Nematic II (W1620)
 Photon II (W1695)
 Reflect (W884)
 Resolution (W280)
 Weave Three (W298)

Grade 30

Flow (W565)
 Harmony (W232)
 Interknit (W1090)
 Match Point (W1145) *
 Micro (W465)
 Relay (W1020) *

Grade 40

Amplify (W1215)
 Bandwidth (W1219)
 Clarkson (W1218)
 Ornament (W1078)
 Palladium (W1030)
 Spellbound (W1030)

*** Available on worksurface privacy screens only**

The following textiles are available for use on Template fabric items. Consult with your Knoll representative for pricing:
 Knoll Hopsack (backs and inside back inserts only)
 Presto
 Ricochet
 Transition

COM (Customer's Own Material)

COM can be applied to Template product on a select basis. Please consult your Knoll customer service representative for details on the COM approval process and testing requirements.

Pricing for COM fabrics is at Grade 10.

Note: Always contact your Knoll customer service representative prior to sending any COM (including pre-approved KnollTextiles) to the manufacturing facility.

Note: All fabric components greater than 60" wide may need to have the fabric railroaded (turned 90-degrees). This must be considered when utilizing a patterned textile.

Template Planning Guidelines

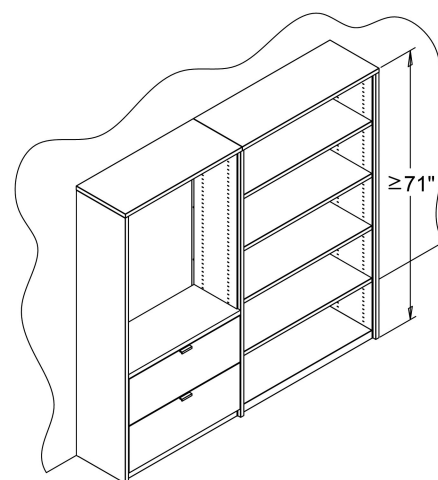
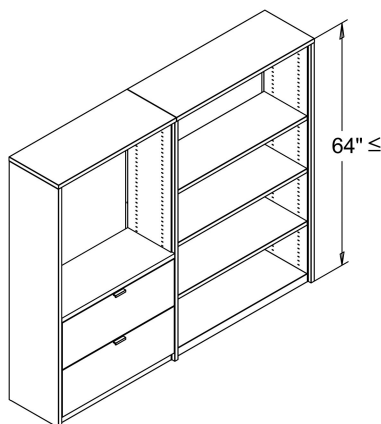
The following Template planning guidelines are provided to ensure stability of Template storage product.

Different scenarios are:

- 1) Straight runs without attached worksurface
- 2) Straight runs with perpendicular panel attachment
- 3) Straight runs with attached worksurface
- 4) Straight runs with a Template return

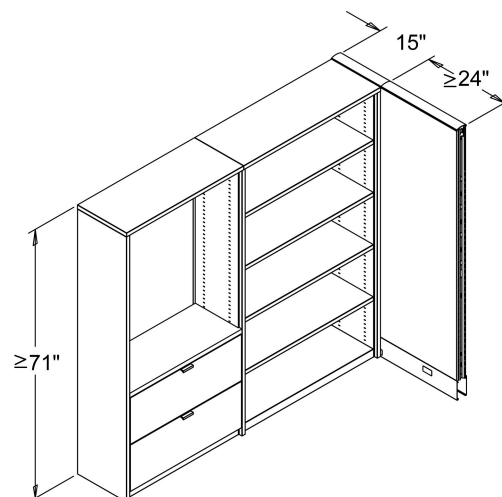
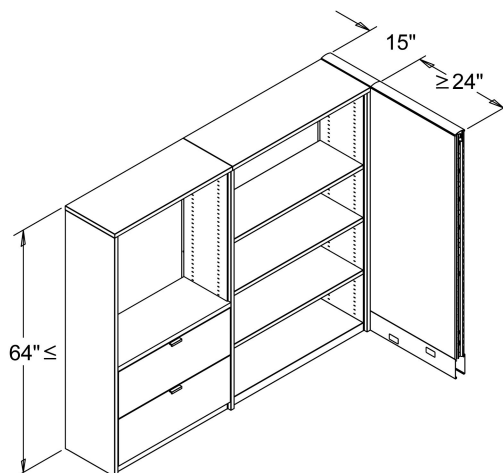
1) Straight runs without attached worksurface:

- Template product 64" high and shorter without drawers do not require additional stabilizing
- Template product 64" high and shorter with drawers must have a counterweight kit which matches the size of the base installed under the bottom drawer OR be secured to a fixed wall OR be secured back-to-back to another Template unit.
- Template product 71" high and 78" high (with or without drawers) must be secured to a fixed wall or secured back-to-back back to another Template unit.



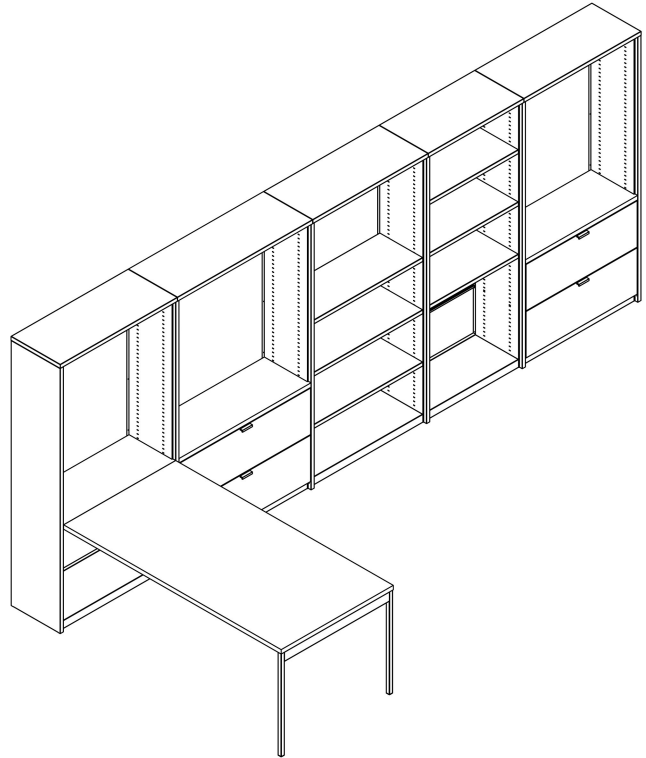
2) Straight runs with perpendicular panel attachment:

- Template product 64" high and shorter without drawers do not require additional stabilizing
- Template product 64" high and shorter with drawers must have a minimum of 39" (15" plus 24") long run of panel(s) attached to the Template unit using a Template panel attachment kit. Panels must be on the same side as the drawers.
- Template product 71" high and 78" high (with or without drawers) must have a minimum of 24" long run of panel(s) attached on both sides of the Template unit.



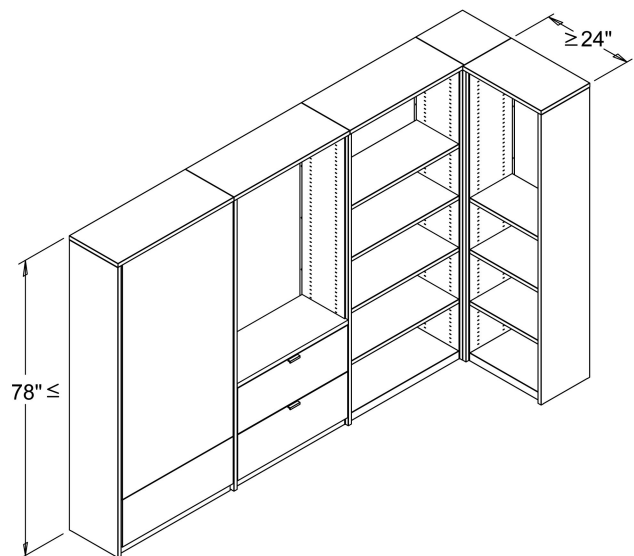
3) Straight runs with perpendicular worksurface(s):

- Template products 71" high and shorter without drawers or with one drawer do not require additional stabilizing.
- Template product 71" high and shorter with multiple drawer kits must have either: additional worksurfaces attached or a counter weight kit attached to the rear of the inverted base or secured to a fixed wall or secured back-to-back.
- Template product 78" high or taller must be secured to a fixed wall or secured back-to-back.




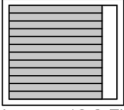
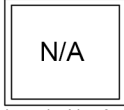



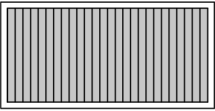
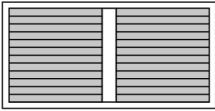
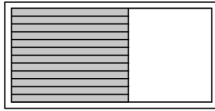
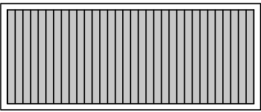
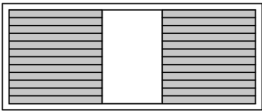
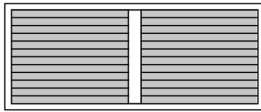
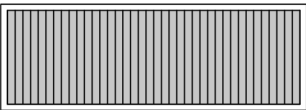
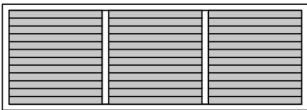
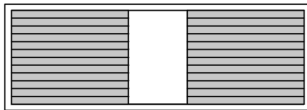
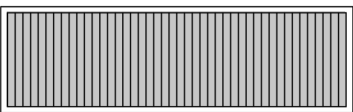

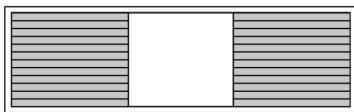
4) Straight runs with a Template return:

- With a 24" or wider return, Template product 78" high and shorter does not require additional stabilizing, up to a 288" (24ft) long run.






Template Specifications

Template Lateral Filing Planning

	Side-to-side Letter	Front-to-back Letter*	Front-to-back Legal*
18" width	 Letter - 14 Filing Inches	 Letter - 12.2 Filing Inches	 Legal - Not Applicable in this drawer size
24" width	 Letter - 20 Filing Inches	 Letter - 12.2 Filing Inches	 Legal - 12.2 Filing Inches
30" width	 Letter - 26 Filing Inches	 Letter - 24.4 Filing Inches	 Legal - 12.2 Filing Inches
36" width	 Letter - 32 Filing Inches	 Letter - 24.4 Filing Inches	 Legal - 24.4 Filing Inches
42" width	 Letter - 38 Filing Inches	 Letter - 36.6 Filing Inches	 Legal - 24.4 Filing Inches
48" width	 Letter - 44 Filing Inches	 Letter - 36.6 Filing Inches	 Legal - 24.4 Filing Inches

*Front-to-back letter and legal filing require file drawer partitions BD1FPAR6, package of 6, specified separately.
 Letter Filing: 18" and 24" drawers require 1 each; 30" and 36" drawers required 2 each; 42" and 48" drawers require 4 each.
 Legal Filing: 24" and 30" drawers require 1 each; 36", 42" and 48" drawers require 2 each.

End Panel for steel top

description	w	d	h	pattern no.	P1	P2	P3
 End Panel, no knockouts	1"	15"	42"	BC1EP42NNS	\$196.	\$214.	\$222.
	1"	15"	50"	BC1EP50NNS	208.	229.	240.
	1"	15"	57"	BC1EP57NNS	221.	244.	255.
	1"	15"	64"	BC1EP64NNS	233.	258.	269.
	1"	15"	71"	BC1EP71NNS	250.	274.	286.
	1"	15"	78"	BC1EP78NNS	262.	287.	301.
 End Panel, desk ht. knockouts	1"	15"	42"	BC1EP42KNS	196.	214.	222.
	1"	15"	50"	BC1EP50KNS	208.	229.	240.
	1"	15"	57"	BC1EP57KNS	221.	245.	255.
	1"	15"	64"	BC1EP64KNS	233.	258.	269.
	1"	15"	71"	BC1EP71KNS	250.	274.	286.
	1"	15"	78"	BC1EP78KNS	262.	287.	300.
 End Panel, desk ht. base infeed knockouts	1"	15"	42"	BC1EP42KKS	204.	222.	233.
	1"	15"	50"	BC1EP50KKS	217.	240.	250.
	1"	15"	57"	BC1EP57KKS	230.	253.	265.
	1"	15"	64"	BC1EP64KKS	244.	267.	279.
	1"	15"	71"	BC1EP71KKS	259.	285.	298.
	1"	15"	78"	BC1EP78KKS	271.	298.	311.

Order Code

Example:

Specification Information

End panel for steel top may only be utilized with a steel top.




Application Notes

End panels with desk ht. knockouts include two knockouts; one just above worksurface ht. and one just below worksurface ht. Knockout covers are available separately to cover unused locations.

End panels with desk ht./base infeed knockouts include desk ht. knockouts as well as 3 holes at the base of the end panel. A center hole provides access for communication cables while two outer holes provide access for base infeeds.


Grommets and hold plugs are included with end panels that have base infeed knockouts.


End Panel for laminate or veneer top

description	w	d	h	pattern no.	P1	P2	P3
 End Panel, no knockouts	1"	15"	16"	BC1EP16NN(L/V)	\$160.	\$176.	\$184.
	1"	15"	22"	BC1EP22NN(L/V)	165.	180.	190.
	1"	15"	25"	BC1EP25NN(L/V)	174.	192.	201.
	1"	15"	28"	BC1EP28NN(L/V)	174.	192.	201.
	1"	15"	42"	BC1EP42NN(L/V)	196.	214.	222.
	1"	15"	50"	BC1EP50NN(L/V)	208.	229.	240.
	1"	15"	57"	BC1EP57NN(L/V)	221.	244.	255.
	1"	15"	64"	BC1EP64NN(L/V)	233.	258.	269.
	1"	15"	71"	BC1EP71NN(L/V)	250.	274.	286.
1"	15"	78"	BC1EP78NN(L/V)	262.	287.	301.	
 End Panel, desk ht. knockouts	1"	15"	25"	BC1EP25KN(L/V)	174.	192.	199.
	1"	15"	28"	BC1EP28KN(L/V)	174.	192.	199.
	1"	15"	42"	BC1EP42KN(L/V)	196.	214.	222.
	1"	15"	50"	BC1EP50KN(L/V)	208.	229.	240.
	1"	15"	57"	BC1EP57KN(L/V)	221.	245.	255.
	1"	15"	64"	BC1EP64KN(L/V)	233.	258.	269.
	1"	15"	71"	BC1EP71KN(L/V)	250.	274.	286.
	1"	15"	78"	BC1EP78KN(L/V)	262.	287.	300.
	1"	15"	78"	BC1EP78KN(L/V)	262.	287.	300.
 End Panel, desk ht./ base infeed knockouts	1"	15"	16"	BC1EP16NK(L/V)	167.	184.	194.
	1"	15"	22"	BC1EP22NK(L/V)	173.	190.	199.
	1"	15"	25"	BC1EP25KK(L/V)	180.	201.	209.
	1"	15"	28"	BC1EP28KK(L/V)	180.	201.	209.
	1"	15"	42"	BC1EP42KK(L/V)	204.	222.	233.
	1"	15"	50"	BC1EP50KK(L/V)	217.	240.	250.
	1"	15"	57"	BC1EP57KK(L/V)	230.	253.	265.
	1"	15"	64"	BC1EP64KK(L/V)	244.	267.	279.
	1"	15"	71"	BC1EP71KK(L/V)	259.	285.	298.
	1"	15"	78"	BC1EP78KK(L/V)	271.	298.	311.

Order Code	Specification Information	Application Notes
Example: <hr/> <hr/> <hr/> <hr/> <hr/> <hr/>	<p>End panel for laminate or veneer top may only be utilized with a laminate or veneer top.</p> <p>Specify L for use with laminate top or V for use with veneer top.</p>	<p>End panels with desk ht. knockouts include two knockouts; one just above worksurface ht. and one just below worksurface ht. Knockout covers are available separately to cover unused locations.</p> <p>Worksurface height end panel (28") only includes one knockout below worksurface height.</p> <p>Antenna height (25") and worksurface height (28") end panels only include one knock-out below top height.</p>
		<p>End panels with desk ht./base infeed knockouts include desk ht. knockouts as well as a base cutout on the outer face for a base infeed or transition jumper.</p> <p>16"h and 22"h end panels are available with no knockout or base infeed knockouts only. Desk-height and below desk-height knockouts are not available in these heights.</p> <p>Credenza height end panels (22"h) are not available with knockouts.</p> <p>Grommets and hold plugs are included with end panels that have base infeed knockouts.</p> <p>16"h and 22"h end panels are available with no knockout or base infeed knockouts only. Desk-height and below desk-height knockouts are not available in these heights.</p>

Mid Panel for steel top

description	w	d	h	pattern no.	P1	P2	P3
 Mid Panel, no knockouts	1"	15"	42"	BC1MP42NS	\$320.	\$352.	\$369.
	1"	15"	50"	BC1MP50NS	337.	369.	386.
	1"	15"	57"	BC1MP57NS	349.	386.	404.
	1"	15"	64"	BC1MP64NS	379.	415.	433.
	1"	15"	71"	BC1MP71NS	393.	434.	453.
	1"	15"	78"	BC1MP78NS	405.	446.	467.

 Mid Panel, desk ht. knockouts	1"	15"	42"	BC1MP42KS	320.	352.	369.
	1"	15"	50"	BC1MP50KS	337.	369.	386.
	1"	15"	57"	BC1MP57KS	349.	386.	404.
	1"	15"	64"	BC1MP64KS	379.	415.	433.
	1"	15"	71"	BC1MP71KS	393.	434.	453.
	1"	15"	78"	BC1MP78KS	405.	446.	467.

Order Code

Example:

Specification Information



Mid panel for steel top may only be utilized with a steel top.

Application Notes

Mid panels with desk ht. knockouts include four knockouts; one just above worksurface ht. on both sides and one just below worksurface ht. on both sides. Knockout covers are available separately to cover unused locations.

Mid Panel

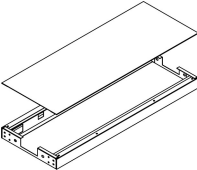
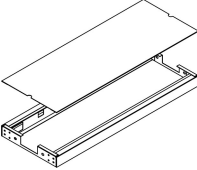
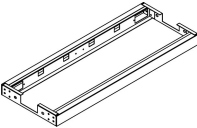
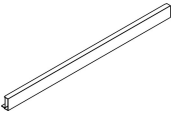
for laminate / veneer top

description	w	d	h	pattern no.	P1	P2	P3
 Mid Panel, no knockouts	1"	15"	16"	BC1MP16N(L/V)	\$273.	\$300.	\$314.
	1"	15"	22"	BC1MP22N(L/V)	277.	304.	318.
	1"	15"	25"	BC1MP25N(L/V)	278.	305.	320.
	1"	15"	28"	BC1MP28N(L/V)	278.	305.	320.
	1"	15"	42"	BC1MP42N(L/V)	320.	352.	369.
	1"	15"	50"	BC1MP50N(L/V)	337.	369.	386.
	1"	15"	57"	BC1MP57N(L/V)	349.	386.	404.
	1"	15"	64"	BC1MP64N(L/V)	379.	415.	433.
	1"	15"	71"	BC1MP71N(L/V)	393.	433.	453.
1"	15"	78"	BC1MP78N(L/V)	405.	446.	467.	
 Mid Panel, desk ht. knockouts	1"	15"	25"	BC1MP25K(L/V)	278.	305.	320.
	1"	15"	28"	BC1MP28K(L/V)	278.	305.	320.
	1"	15"	42"	BC1MP42K(L/V)	320.	352.	369.
	1"	15"	50"	BC1MP50K(L/V)	337.	369.	386.
	1"	15"	57"	BC1MP57K(L/V)	349.	386.	404.
	1"	15"	64"	BC1MP64K(L/V)	379.	415.	433.
	1"	15"	71"	BC1MP71K(L/V)	393.	434.	453.
	1"	15"	78"	BC1MP78K(L/V)	405.	446.	467.

Order Code	Specification Information	Application Notes
Example: _____ _____ _____ _____ _____ _____ _____	Mid panel for laminate or veneer top may only be utilized with a laminate or veneer top. Specify L for use with laminate top or V for use with veneer top.	Mid panels with desk ht. knockouts include four knockouts; one just above worksurface height on both sides and one just below worksurface height on both sides. Knockout covers are available separately to cover unused locations. Antenna height (25") and worksurface height (28") mid panels only include two knockouts below top height. One on either side.
		Credenza height end panels (22"h) are not available with knockouts.

Bases and Base Kick Plate

With cover/ with grommet cover/ no cover

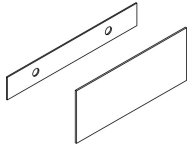
description	w	d	h	pattern no.	P1	P2	P3	V1
Base, with cover 	15"	15"	2 ³ / ₈ "	BC2BASE15E(K)	\$216.	\$239.	\$249.	n/a
	18"	15"	2 ³ / ₈ "	BC2BASE18E(K)	219.	242.	252.	n/a
	23 1/2"	15"	2 ³ / ₈ "	BC2BASE23E(K)	237.	260.	272.	n/a
	24"	15"	2 ³ / ₈ "	BC2BASE24E(K)	239.	262.	273.	n/a
	29 1/2"	15"	2 ³ / ₈ "	BC2BASE29E(K)	259.	285.	299.	n/a
	30"	15"	2 ³ / ₈ "	BC2BASE30E(K)	260.	285.	299.	n/a
	36"	15"	2 ³ / ₈ "	BC2BASE36E(K)	299.	328.	343.	n/a
	42"	15"	2 ³ / ₈ "	BC2BASE42E(K)	320.	352.	368.	n/a
	48"	15"	2 ³ / ₈ "	BC2BASE48E(K)	330.	363.	377.	n/a
Base, with grommet cover, for use with base duplex power block 	15"	15"	2 ³ / ₈ "	BC2BASE15EG(K)	229.	251.	262.	n/a
	18"	15"	2 ³ / ₈ "	BC2BASE18EG(K)	232.	253.	265.	n/a
	23 1/2"	15"	2 ³ / ₈ "	BC2BASE23EG(K)	250.	273.	285.	n/a
	24"	15"	2 ³ / ₈ "	BC2BASE24EG(K)	251.	274.	286.	n/a
	29 1/2"	15"	2 ³ / ₈ "	BC2BASE29EG(K)	272.	299.	311.	n/a
	30"	15"	2 ³ / ₈ "	BC2BASE30EG(K)	273.	299.	311.	n/a
	36"	15"	2 ³ / ₈ "	BC2BASE36EG(K)	311.	342.	355.	n/a
	42"	15"	2 ³ / ₈ "	BC2BASE42EG(K)	333.	366.	381.	n/a
	48"	15"	2 ³ / ₈ "	BC2BASE48EG(K)	343.	375.	389.	n/a
Base, no cover for use under drawer kits where top is not visible 	18"	15"	2 ³ / ₈ "	BC2BASE18N(K)	164.	179.	188.	n/a
	23 1/2"	15"	2 ³ / ₈ "	BC2BASE23N(K)	173.	190.	198.	n/a
	24"	15"	2 ³ / ₈ "	BC2BASE24N(K)	173.	190.	199.	n/a
	29 1/2"	15"	2 ³ / ₈ "	BC2BASE29N(K)	181.	201.	209.	n/a
	30"	15"	2 ³ / ₈ "	BC2BASE30N(K)	181.	202.	210.	n/a
	36"	15"	2 ³ / ₈ "	BC2BASE36N(K)	209.	230.	242.	n/a
	42"	15"	2 ³ / ₈ "	BC2BASE42N(K)	216.	239.	249.	n/a
Base kick plate, single 	15"	3/4"	2 ³ / ₈ "	BC1KP15	88.	95.	101.	n/a
	18"	3/4"	2 ³ / ₈ "	BC1KP18	89.	99.	104.	n/a
	23 1/2"	3/4"	2 ³ / ₈ "	BC1KP23	96.	107.	111.	n/a
	24"	3/4"	2 ³ / ₈ "	BC1KP24	96.	107.	111.	n/a
	29 1/2"	3/4"	2 ³ / ₈ "	BC1KP29	103.	111.	115.	n/a
	30"	3/4"	2 ³ / ₈ "	BC1KP30	103.	112.	116.	n/a
	36"	3/4"	2 ³ / ₈ "	BC1KP36	107.	116.	124.	n/a
	42"	3/4"	2 ³ / ₈ "	BC1KP42	110.	124.	129.	n/a
48"	3/4"	2 ³ / ₈ "	BC1KP48	115.	129.	134.	n/a	

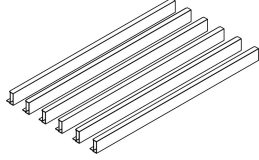
Order Code	Specification Information	Application Notes
Example: <hr/> <hr/> <hr/> <hr/> <hr/> <hr/> <hr/> <hr/>	Base is available in painted finish only. Specify a "K" at the end of a base pattern number and add \$20 to the list price when configuring a Template run in a serpentine or back-to-back layout. A hole will be provided in the back face of the base to allow access to power jumpers.	Base with cover includes removable base top providing easy access to the base interior. Base with grommet cover allows power cord access when plugging items into a base duplex power block. Base without cover may be utilized below a drawer kit to save cost as the top is not required and electrical components will not be seen.

Bases and Base Kick Plate

With cover/ with grommet cover/ no cover

description	w	d	h	pattern no.	P1	P2	P3	V1
Base knockout cover pkg. of 10	4 1/4"	1/16"	1 3/4"	BC2BASEKC10	\$539.	\$591.	\$619.	n/a



Base kick plate, package of 6 	15"	3/4"	2 3/8"	BC1KP156	263.	288.	302.	n/a
	18"	3/4"	2 3/8"	BC1KP186	273.	300.	314.	n/a
	23 1/2"	3/4"	2 3/8"	BC1KP236	319.	350.	368.	n/a
	24"	3/4"	2 3/8"	BC1KP246	322.	354.	372.	n/a
	29 1/2"	3/4"	2 3/8"	BC1KP296	346.	383.	401.	n/a
	30"	3/4"	2 3/8"	BC1KP306	348.	385.	402.	n/a
	36"	3/4"	2 3/8"	BC1KP366	377.	414.	433.	n/a
	42"	3/4"	2 3/8"	BC1KP426	404.	444.	464.	n/a
	48"	3/4"	2 3/8"	BC1KP486	433.	476.	497.	n/a

Order Code

Example:

Specification Information

Base is available in painted finish only.

Specify a "K" at the end of a base pattern number and add \$20 to the list price when configuring a Template run in a serpentine or back-to-back layout. A hole will be provided in the back face of the base to allow access to power jumpers.

Application Notes

Base with cover includes removable base top providing easy access to the base interior.

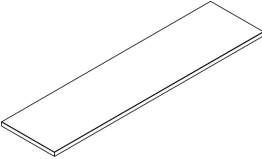
Base with grommet cover allows power cord access when plugging items into a base duplex power block.

Base without cover may be utilized below a drawer kit to save cost as the top is not required and electrical components will not be seen.

23 1/2" w and 29 1/2" w bases are designed to position worksurface height cases perpendicular to standard 24" d and 30" d worksurface ends for support.

Base kick plate is optional and designed to provide a flush appearance to base when below drawers or doors or adjacent to full height sliding doors.

Tops
Full Width
credenza or worksurface height units

description	w	d	h	pattern no.	L1	L2	V1	V2	V3
Top, full width 	24"	15"	1 1/4"	BC1TOPW1524(L/V)	\$152.	\$194.	\$276.	\$317.	\$428.
	30"	15"	1 1/4"	BC1TOPW1530(L/V)	161.	197.	285.	328.	445.
	36"	15"	1 1/4"	BC1TOPW1536(L/V)	172.	264.	295.	339.	456.
	42"	15"	1 1/4"	BC1TOPW1542(L/V)	181.	273.	302.	347.	471.
	47"	15"	1 1/4"	BC1TOPW1547(L/V)	188.	278.	314.	359.	485.
	48"	15"	1 1/4"	BC1TOPW1548(L/V)	188.	279.	315.	363.	489.
	53"	15"	1 1/4"	BC1TOPW1553(L/V)	315.	346.	336.	386.	520.
	59"	15"	1 1/4"	BC1TOPW1559(L/V)	315.	354.	343.	394.	535.
	65"	15"	1 1/4"	BC1TOPW1565(L/V)	336.	478.	352.	406.	547.
	70"	15"	1 1/4"	BC1TOPW1570(L/V)	337.	481.	359.	415.	559.
	71"	15"	1 1/4"	BC1TOPW1571(L/V)	337.	481.	363.	416.	561.
	76"	15"	1 1/4"	BC1TOPW1576(L/V)	354.	491.	369.	425.	572.
	77"	15"	1 1/4"	BC1TOPW1577(L/V)	354.	491.	371.	426.	575.
	82"	15"	1 1/4"	BC1TOPW1582(L/V)	354.	494.	380.	435.	586.
	83"	15"	1 1/4"	BC1TOPW1583(L/V)	354.	494.	381.	436.	588.
	88"	15"	1 1/4"	BC1TOPW1588(L/V)	380.	497.	387.	445.	598.
	89"	15"	1 1/4"	BC1TOPW1589(L/V)	381.	497.	388.	446.	604.
	94"	15"	1 1/4"	BC1TOPW1594(L/V)	387.	503.	396.	455.	615.
95"	15"	1 1/4"	BC1TOPW1595(L/V)	388.	503.	398.	458.	619.	

Order Code

Example:

Specification Information

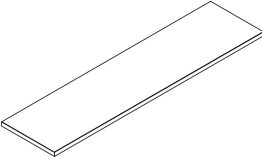
L1 finishes include:
 114 - Folkstone Grey
 117 - Soft Grey
 118 - Bright White
 119 - Pumice
 L2 finishes include all other standard Knoll core laminate finishes.

Application Notes

Tops for credenza or worksurface height units are available in 1 1/4" thick laminate or veneer only.
 Full top widths are computed by taking the nominal full width of single or connected units and subtracting 1" for each mid panel utilized.

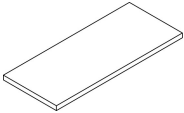
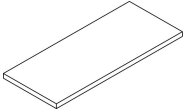
Example:
 72" w unit comprises of two 36" w sections (one mid panel) would utilize a 71" w top.
 72" w unit comprised of three 24" w sections (two mid panels) would utilize a 70" w top.
 Due to the large number of unit combinations possible, only the most common sizes are available as standard product.

Tops
Full Width
42" h to 78" h units

description	w	d	h	pattern no.	P1	P2	P3	L1	L2	V1	V2	V3	
Top, full width 	24"	15"	1 1/16"	BC1TOP1524(S/L/V)	\$161.	\$176.	\$184.	\$161.	\$204.	\$301.	\$345.	\$468.	
	30"	15"	1 1/16"	BC1TOP1530(S/L/V)	169.	187.	197.	169.	208.	311.	358.	483.	
	36"	15"	1 1/16"	BC1TOP1536(S/L/V)	179.	199.	208.	179.	277.	320.	369.	497.	
	42"	15"	1 1/16"	BC1TOP1542(S/L/V)	192.	210.	219.	192.	287.	330.	380.	513.	
	47"	15"	1 1/16"	BC1TOP1547(S/L/V)	325.	357.	373.	199.	295.	342.	390.	530.	
	48"	15"	1 1/16"	BC1TOP1548(S/L/V)	199.	218.	229.	199.	295.	343.	394.	533.	
	53"	15"	1 1/16"	BC1TOP1553(S/L/V)	331.	364.	380.	331.	364.	366.	422.	567.	
	59"	15"	1 1/16"	BC1TOP1559(S/L/V)	331.	364.	381.	331.	373.	373.	431.	582.	
	59"	15"	1 1/16"	BC1TOP1560P(S/L/V)	331.	364.	381.	331.	373.	373.	431.	582.	
	65"	15"	1 1/16"	BC1TOP1565(S/L/V)	349.	385.	407.	349.	501.	384.	441.	596.	
	70"	15"	1 1/16"	BC1TOP1570(S/L/V)	352.	386.	407.	352.	506.	390.	453.	609.	
	71"	15"	1 1/16"	BC1TOP1571(S/L/V)	352.	386.	407.	352.	506.	394.	454.	611.	
	71"	15"	1 1/16"	BC1TOP1572P(S/L/V)	352.	386.	407.	352.	506.	396.	455.	613.	
	76"	15"	1 1/16"	BC1TOP1576(L/V)					371.	514.	403.	462.	623.
	77"	15"	1 1/16"	BC1TOP1577(S/L/V)	371.	411.	428.	371.	514.	405.	464.	627.	
	82"	15"	1 1/16"	BC1TOP1582(L/V)					371.	518.	413.	474.	639.
	83"	15"	1 1/16"	BC1TOP1583(S/L/V)	371.	411.	428.	371.	518.	414.	476.	642.	
	88"	15"	1 1/16"	BC1TOP1588(L/V)					398.	521.	423.	483.	652.
	89"	15"	1 1/16"	BC1TOP1589(L/V)					399.	521.	424.	484.	657.
	94"	15"	1 1/16"	BC1TOP1594(L/V)					409.	527.	432.	496.	672.
95"	15"	1 1/16"	BC1TOP1595(L/V)					409.	527.	434.	500.	675.	

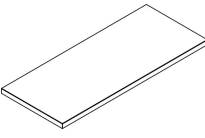
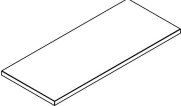
Order Code	Specification Information	Application Notes
Example: _____ _____ _____ _____ _____	L1 finishes include: 114 - Folkstone Grey 117 - Soft Grey 118 - Bright White 119 - Pumice L2 finishes include all other standard Knoll core laminate finishes. Painted steel top include top trim panel to provide a smooth appearance to the underside of the top. Tops for 42" - 78" high units are not routed to work with locking drawer kits and are not to be used on units 28" and shorter.	Tops for 42" h to 78" h units are available in 1 1/16" thickness to match standard shelf thickness. Full top widths are computed by taking the nominal full width of single or connected units and subtracting 1" for each mid panel utilized. Due to the large number of unit combinations possible, only the most common sizes are available as standard product. 72P top is a nominal 71" w top specifically designed for use with the 72" w upper shelf kits. It will not work with any other 72" w combination. 60P top is a nominal 59" w top specifically designed for use above 60" w upper shelf kits. It will not work with any other 60" w combination.
		Steel tops include finished top insert panel. Steel top sizes correspond to the following size configurations only: 47"= two 24" sections 53"= one 24" and one 30" section 59"= two 30" sections 65"= one 30" and one 36" section 70"= three 24" sections 71"= one 24" and one 48" section 72"= for 72" w pre-configured only 77"= one 30" and one 48" section 82"= one 24" and two 30" sections 83"= one 36" and one 48" section

Tops
End Position / Mid Position
credenza or worksurface height units

description	w	actual w	d	h	pattern no.	L1	L2	V1	V2	V3
Top, end position 	18"	17 1/2"	15"	1 1/4"	BC1ETOPW1518(L/V)	\$146.	\$153.	\$264.	\$303.	\$411.
	24"	23 1/2"	15"	1 1/4"	BC1ETOPW1524(L/V)	156.	163.	275.	316.	427.
	30"	29 1/2"	15"	1 1/4"	BC1ETOPW1530(L/V)	165.	198.	284.	325.	440.
	36"	35 1/2"	15"	1 1/4"	BC1ETOPW1536(L/V)	176.	268.	294.	337.	454.
	42"	41 1/2"	15"	1 1/4"	BC1ETOPW1542(L/V)	185.	273.	302.	347.	471.
	48"	47 1/2"	15"	1 1/4"	BC1ETOPW1548(L/V)	191.	279.	315.	363.	489.
Top, mid position 	24"	23"	15"	1 1/4"	BC1MTOPW1524(L/V)	156.	163.	275.	316.	427.
	30"	29"	15"	1 1/4"	BC1MTOPW1530(L/V)	165.	198.	282.	324.	439.
	36"	35"	15"	1 1/4"	BC1MTOPW1536(L/V)	176.	267.	294.	337.	454.
	42"	41"	15"	1 1/4"	BC1MTOPW1542(L/V)	185.	273.	301.	346.	470.
	48"	47"	15"	1 1/4"	BC1MTOPW1548(L/V)	191.	278.	314.	359.	485.

Order Code	Specification Informatin	Application Notes
Example: _____ _____ _____ _____ _____ _____	L1 finishes include: 114 - Folkstone Grey 117 - Soft Grey 118 - Bright White 119 - Pumice L2 finishes include all other standard Knoll core laminate finishes.	Tops for credenza or worksurface height units are available in 1 1/4" thick laminate or veneer only. End and mid position tops are designed to cover single Template section widths occurring at either the end or middle of a run. End position tops are actual width minus 1/2" to butt up against a mid position top or another end position top.

Tops
End Position / Mid Position
42" h to 78" h units





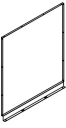
description	actual				pattern no.	P1	P2	P3	L1	L2	V1	V2	V3
	w	w	d	h									
Top, end position 	15"	14 1/2"	15"	1 1/16"	BC1ETOP1515(S/L/V)	\$151.	\$165.	\$173.	\$151.	\$159.	\$319.	\$367.	\$495.
	18"	17 1/2"	15"	1 1/16"	BC1ETOP1518(S/L/V)	156.	171.	177.	156.	164.	325.	373.	506.
	24"	23 1/2"	15"	1 1/16"	BC1ETOP1524(S/L/V)	165.	179.	190.	165.	173.	340.	389.	526.
	30"	29 1/2"	15"	1 1/16"	BC1ETOP1530(S/L/V)	174.	194.	201.	174.	209.	353.	408.	547.
	36"	35 1/2"	15"	1 1/16"	BC1ETOP1536(S/L/V)	184.	203.	211.	184.	280.	366.	422.	567.
	42"	41 1/2"	15"	1 1/16"	BC1ETOP1542(S/L/V)	195.	212.	222.	195.	286.	377.	435.	587.
	48"	47 1/2"	15"	1 1/16"	BC1ETOP1548(S/L/V)	202.	220.	231.	202.	295.	394.	454.	611.
	59"	58 1/2"	15"	1 1/16"	BC1ETOP1560P(S/L/V)	315.	346.	363.	315.	497.	450.	478.	493.
71"	70 1/2"	15"	1 1/16"	BC1ETOP1572P(S/L/V)	321.	353.	369.	321.	505.	455.	483.	501.	
Top, mid position 	15"	14"	15"	1 1/16"	BC1MTOP1515(S/L/V)	151.	165.	173.	151.	159.	319.	367.	495.
	18"	17"	15"	1 1/16"	BC1MTOP1518(S/L/V)	156.	171.	177.	156.	164.	325.	373.	506.
	24"	23"	15"	1 1/16"	BC1MTOP1524(S/L/V)	165.	179.	190.	165.	173.	339.	388.	525.
	30"	29"	15"	1 1/16"	BC1MTOP1530(S/L/V)	174.	194.	201.	174.	208.	352.	407.	546.
	36"	35"	15"	1 1/16"	BC1MTOP1536(S/L/V)	184.	203.	211.	184.	279.	364.	420.	565.
	42"	41"	15"	1 1/16"	BC1MTOP1542(S/L/V)	195.	212.	222.	195.	286.	376.	434.	586.
	48"	47"	15"	1 1/16"	BC1MTOP1548(S/L/V)	202.	220.	231.	202.	295.	390.	453.	609.
	59"	58"	15"	1 1/16"	BC1MTOP1560P(S/L/V)	315.	346.	363.	315.	497.	450.	478.	493.
71"	70"	15"	1 1/16"	BC1MTOP1572P(S/L/V)	321.	353.	369.	321.	505.	455.	483.	501.	

Order Code	Specification Information	Application Notes
Example: _____ _____ _____ _____ _____ _____	L1 finishes include: 114 - Folkstone Grey 117 - Soft Grey 118 - Bright White 119 - Pumice L2 finishes include all other standard Knoll core laminate finishes. Painted steel tops include top trim panel to provide a smooth appearance to the underside of the top. Tops for 42" - 78" high units are not routed to work with locking drawer kits and are not to be used on units 28" and shorter.	Tops for 42" h to 78" h units are available in 1 1/16" thickness to match standard shelf thickness. End and mid position tops are designed to cover single Template section widths occurring at either the end or middle of a run. End position tops are actual width minus 1/2" to butt up against a mid position top or another end position top. Mid position tops are actual width minus 1" to butt up against adjacent end/mid position tops. 72P top is a nominal 71" w top specifically designed for use with the 72" w upper shelf kits. It will not work with any other 72" w combination. 60P top is a nominal 59" w top specifically designed for use above 60" w upper shelf kits. It will not work with any other 60" w combination.

Full Height Back Kit

16"h to 50"h painted

Template

description	w	d	h	pattern no.	P1	P2	P3
 16"h full height back kit, painted	18"		16"	BB2FBK1618P	\$160.	\$175.	\$181.
	24"		16"	BB2FBK1624P	165.	181.	192.
	30"		16"	BB2FBK1630P	169.	190.	197.
	36"		16"	BB2FBK1636P	176.	196.	203.
	42"		16"	BB2FBK1642P	180.	201.	209.
	48"		16"	BB2FBK1648P	187.	208.	216.
 22"h full height back kit, painted	18"		22"	BB2FBK2218P	165.	179.	188.
	24"		22"	BB2FBK2224P	169.	187.	197.
	30"		22"	BB2FBK2230P	175.	195.	202.
	36"		22"	BB2FBK2236P	180.	199.	208.
	42"		22"	BB2FBK2242P	187.	206.	214.
	48"		22"	BB2FBK2248P	194.	211.	220.
 25"h Antenna full height back kit, painted	18"		25"	BB2FBK2518P	168.	186.	195.
	24"		25"	BB2FBK2524P	176.	195.	203.
	30"		25"	BB2FBK2530P	184.	203.	211.
	36"		25"	BB2FBK2536P	192.	210.	219.
	42"		25"	BB2FBK2542P	198.	218.	226.
	48"		25"	BB2FBK2548P	206.	225.	237.
 28"h full height back kit, painted	18"		28"	BB2FBK2818P	168.	186.	195.
	23 1/2"		28"	BB2FBK2823P	176.	195.	203.
	24"		28"	BB2FBK2824P	176.	195.	203.
	29 1/2"		28"	BB2FBK2829P	184.	203.	211.
	30"		28"	BB2FBK2830P	184.	203.	211.
	36"		28"	BB2FBK2836P	192.	210.	219.
	42"		28"	BB2FBK2842P	198.	218.	226.
	48"		28"	BB2FBK2848P	206.	225.	237.
 42"h full height back kit, painted	15"		42"	BB2FBK4215P	209.	229.	240.
	18"		42"	BB2FBK4218P	209.	229.	240.
	24"		42"	BB2FBK4224P	225.	249.	260.
	30"		42"	BB2FBK4230P	245.	269.	280.
	36"		42"	BB2FBK4236P	263.	289.	302.
	42"		42"	BB2FBK4242P	280.	308.	322.
	48"		42"	BB2FBK4248P	299.	328.	344.

Order Code

Example:

Specification Information

Add a "GL" (left grommet position) or "GR" (right grommet position) plus \$40 list to any width 28"h painted back for access to a corresponding below worksurface knockout in adjacent end or mid panel.

Application Notes

Full backs cover sections from the base to the underside of a top.


22"h and 28"h full back kits are also utilized under worksurface shelves when there is either a reversal or pass-through above credenza or worksurface height.

15"w full backs are only available on units 57"h to 71"h.

Back grommets for 28"h painted backs designed to be used with worksurface mounted electrical components listed on pages 100-102.

Full Height Back Kit

16" h to 50" h painted

description	w	d	h	pattern no.	P1	P2	P3
 50" h full height back kit, painted	15"		50"	BB2FBK5015P	\$209.	\$230.	\$242.
	18"		50"	BB2FBK5018P	209.	230.	242.
	24"		50"	BB2FBK5024P	226.	250.	262.
	30"		50"	BB2FBK5030P	246.	269.	282.
	36"		50"	BB2FBK5036P	264.	290.	303.
	42"		50"	BB2FBK5042P	282.	310.	324.
	48"		50"	BB2FBK5048P	300.	330.	345.

Order Code

Example:

Specification Information

Add a "GL" (left grommet position) or "GR" (right grommet position) plus \$40 list to any width 28" h painted back for access to a corresponding below worksurface knockout in adjacent end or mid panel.

Application Notes

Full backs cover sections from the base to the underside of a top.





22" h and 28" h full back kits are also utilized under worksurface shelves when there is either a reversal or pass-through above credenza or worksurface height.

15" w full backs are only available on units 57" h to 71" h.

 Back grommets for 28" h painted backs designed to be used with worksurface mounted electrical components listed on pages 100-102.

Full Height Back Kit

57" h to 78" h painted

description	w	d	h	pattern no.	P1	P2	P3
 57" h full height back kit, painted	15"		57"	BB2FBK5715P	\$165.	\$180.	\$190.
	18"		57"	BB2FBK5718P	210.	230.	242.
	24"		57"	BB2FBK5724P	229.	251.	263.
	30"		57"	BB2FBK5730P	247.	271.	284.
	36"		57"	BB2FBK5736P	265.	293.	304.
	42"		57"	BB2FBK5742P	284.	311.	325.
	48"		57"	BB2FBK5748P	302.	332.	346.
 64" h full height back kit, painted	15"		64"	BB2FBK6415P	166.	181.	192.
	18"		64"	BB2FBK6418P	210.	231.	243.
	24"		64"	BB2FBK6424P	222.	246.	258.
	30"		64"	BB2FBK6430P	243.	265.	278.
	36"		64"	BB2FBK6436P	260.	286.	300.
	42"		64"	BB2FBK6442P	278.	307.	320.
	48"		64"	BB2FBK6448P	299.	327.	343.
 71" h full height back kit, painted	15"		71"	BB2FBK7115P	317.	348.	366.
	18"		71"	BB2FBK7118P	344.	377.	396.
	24"		71"	BB2FBK7124P	367.	405.	423.
	30"		71"	BB2FBK7130P	387.	428.	449.
	36"		71"	BB2FBK7136P	412.	453.	473.
	42"		71"	BB2FBK7142P	434.	477.	497.
	48"		71"	BB2FBK7148P	456.	503.	523.
 78" h full height back kit, painted	18"		78"	BB2FBK7818P	348.	384.	403.
	24"		78"	BB2FBK7824P	373.	413.	431.
	30"		78"	BB2FBK7830P	401.	438.	458.
	36"		78"	BB2FBK7836P	424.	468.	485.
	42"		78"	BB2FBK7842P	450.	493.	517.
	48"		78"	BB2FBK7848P	473.	520.	544.

Order Code

Specification Information

Application Notes

Example:

Full backs cover sections from the base to the underside of a top.

22" h and 28" h full back kits are also utilized under worksurface shelves when there is either a reversal or pass-through above credenza or worksurface height.





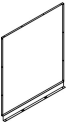
15" w full backs are only available on units 57" h to 71" h.

71" h and 78" h backs are segmented due to their size. Pattern number includes two back sections; one bottom position back approximately 15" h to line up with the top of a bottom file drawer and one top position back to cover the remaining height.

Full Height Back Kit

16" h to 50" h fabric

Template

description	w	d	h	pattern no.	10	20	30	40
 16" h full height back kit, fabric	18"	1/2"	16"	BB2FBK1618F	\$273.	\$297.	\$310.	\$320.
	24"	1/2"	16"	BB2FBK1624F	287.	310.	325.	336.
	30"	1/2"	16"	BB2FBK1630F	297.	319.	333.	346.
	36"	1/2"	16"	BB2FBK1636F	324.	349.	367.	380.
	42"	1/2"	16"	BB2FBK1642F	332.	358.	375.	387.
	48"	1/2"	16"	BB2FBK1648F	343.	370.	387.	403.
 22" h full height back kit, fabric	18"	1/2"	22"	BB2FBK2218F	278.	301.	315.	325.
	24"	1/2"	22"	BB2FBK2224F	294.	315.	331.	342.
	30"	1/2"	22"	BB2FBK2230F	301.	324.	339.	352.
	36"	1/2"	22"	BB2FBK2236F	330.	355.	371.	384.
	42"	1/2"	22"	BB2FBK2242F	337.	364.	381.	394.
	48"	1/2"	22"	BB2FBK2248F	347.	375.	394.	409.
 25" h Antenna full height back kit, fabric	18"	1/2"	25"	BB2FBK2518F	289.	311.	325.	337.
	24"	1/2"	25"	BB2FBK2524F	308.	332.	347.	361.
	30"	1/2"	25"	BB2FBK2530F	319.	344.	359.	372.
	36"	1/2"	25"	BB2FBK2536F	353.	381.	401.	414.
	42"	1/2"	25"	BB2FBK2542F	366.	394.	413.	427.
	48"	1/2"	25"	BB2FBK2548F	377.	410.	428.	441.
 28" h full height back kit, fabric	18"	1/2"	28"	BB2FBK2818F	289.	311.	325.	337.
	23 1/2"	1/2"	28"	BB2FBK2823F	308.	332.	347.	361.
	24"	1/2"	28"	BB2FBK2824F	308.	332.	347.	361.
	29 1/2"	1/2"	28"	BB2FBK2829F	319.	344.	359.	372.
	30"	1/2"	28"	BB2FBK2830F	319.	344.	359.	372.
	36"	1/2"	28"	BB2FBK2836F	353.	381.	401.	414.
	42"	1/2"	28"	BB2FBK2842F	366.	394.	413.	427.
	48"	1/2"	28"	BB2FBK2848F	377.	410.	428.	441.
 42" h full height back kit, fabric	15"	1/2"	42"	BB2FBK4215F	339.	367.	383.	398.
	18"	1/2"	42"	BB2FBK4218F	339.	367.	383.	398.
	24"	1/2"	42"	BB2FBK4224F	375.	408.	425.	439.
	30"	1/2"	42"	BB2FBK4230F	402.	432.	454.	470.
	36"	1/2"	42"	BB2FBK4236F	459.	496.	519.	538.
	42"	1/2"	42"	BB2FBK4242F	481.	521.	545.	564.
	48"	1/2"	42"	BB2FBK4248F	509.	548.	575.	592.

Order Code

Example: _____

Specification Information

Specify a paint color for the metal portion of the back which is visible from the inside of the unit and a fabric for the fabric insert on the back side.

Application Notes

Full backs cover sections from the base to the underside of a top.


22" h and 28" h full back kits are also utilized under worksurface shelves when there is either a reversal or pass-through above credenza or worksurface height.

15" w full backs are only available on units 57" h to 71" h.

Fabric backs consist of two pieces; an inset metal back that is visible from the inside of the unit and a 1/2" thick fabric insert that mounts to the back side of the metal back.

Full Height Back Kit

16" h to 50" h fabric

description	w	d	h	pattern no.	10	20	30	40
 50" h full height back kit, fabric	15"	1/2"	50"	BB2FBK5015F	\$348.	\$376.	\$394.	\$410.
	18"	1/2"	50"	BB2FBK5018F	348.	376.	394.	410.
	24"	1/2"	50"	BB2FBK5024F	386.	420.	438.	454.
	30"	1/2"	50"	BB2FBK5030F	413.	445.	468.	482.
	36"	1/2"	50"	BB2FBK5036F	480.	520.	544.	563.
	42"	1/2"	50"	BB2FBK5042F	507.	547.	572.	591.
	48"	1/2"	50"	BB2FBK5048F	533.	575.	600.	622.

Order Code

Example: _____

Specification Information

Specify a paint color for the metal portion of the back which is visible from the inside of the unit and a fabric for the fabric insert on the back side.

Application Notes

Full backs cover sections from the base to the underside of a top.

22" h and 28" h full back kits are also utilized under worksurface shelves when there is either a reversal or pass-through above credenza or worksurface height.





15" w full backs are only available on units 57" h to 71" h.

Fabric backs consist of two pieces; an inset metal back that is visible from the inside of the unit and a 1/2" thick fabric insert that mounts to the back side of the metal back.

Full Height Back Kit

57" h to 78" h fabric

Template

description	w	d	h	pattern no.	10	20	30	40
 57" h full height back kit, fabric	15"	1/2"	57"	BB2FBK5715F	\$301.	\$324.	\$339.	\$349.
	18"	1/2"	57"	BB2FBK5718F	355.	384.	403.	416.
	24"	1/2"	57"	BB2FBK5724F	401.	432.	453.	469.
	30"	1/2"	57"	BB2FBK5730F	428.	462.	482.	501.
	36"	1/2"	57"	BB2FBK5736F	503.	542.	567.	587.
	42"	1/2"	57"	BB2FBK5742F	530.	572.	597.	620.
	48"	1/2"	57"	BB2FBK5748F	555.	599.	629.	649.
 64" h full height back kit, fabric	15"	1/2"	64"	BB2FBK6415F	307.	331.	346.	358.
	18"	1/2"	64"	BB2FBK6418F	367.	396.	414.	428.
	24"	1/2"	64"	BB2FBK6424F	408.	438.	459.	476.
	30"	1/2"	64"	BB2FBK6430F	435.	470.	492.	509.
	36"	1/2"	64"	BB2FBK6436F	518.	560.	584.	606.
	42"	1/2"	64"	BB2FBK6442F	545.	589.	615.	637.
	48"	1/2"	64"	BB2FBK6448F	577.	623.	651.	676.
 71" h full height back kit, fabric	15"	1/2"	71"	BB2FBK7115F	458.	495.	519.	538.
	18"	1/2"	71"	BB2FBK7118F	503.	541.	565.	587.
	24"	1/2"	71"	BB2FBK7124F	555.	599.	628.	649.
	30"	1/2"	71"	BB2FBK7130F	589.	636.	667.	689.
	36"	1/2"	71"	BB2FBK7136F	684.	739.	773.	798.
	42"	1/2"	71"	BB2FBK7142F	718.	775.	810.	839.
	48"	1/2"	71"	BB2FBK7148F	753.	813.	849.	881.
 78" h full height back kit, fabric	18"	1/2"	78"	BB2FBK7818F	514.	555.	581.	600.
	24"	1/2"	78"	BB2FBK7824F	576.	621.	649.	674.
	30"	1/2"	78"	BB2FBK7830F	610.	661.	689.	716.
	36"	1/2"	78"	BB2FBK7836F	716.	773.	808.	839.
	42"	1/2"	78"	BB2FBK7842F	752.	812.	848.	880.
	48"	1/2"	78"	BB2FBK7848F	792.	855.	893.	927.

Order Code

Example:

Specification Information

Specify a paint color for the metal portion of the back which is visible from the inside of the unit and a fabric for the fabric insert on the back side.

Application Notes

Full backs cover sections from the base to the underside of a top.

22" h and 28" h full back kits are also utilized under worksurface shelves when there is either a reversal or pass-through above credenza or worksurface height.

15" w full backs are only available on units 57" h to 71" h.

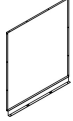
Fabric backs consist of two pieces; an inset metal back that is visible from the inside of the unit and a 1/2" thick fabric insert that mounts to the back side of the metal back.

71" h and 78" h backs are segmented due to their size. Pattern number includes two back sections; one bottom position back approximately 15" h to line up with the top of a bottom file drawer and one top position back to cover the remaining height.

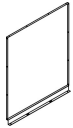
Lower Back Kit

42" h, 44" h and 49" h painted

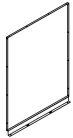
description	w	d	h	pattern no.	P1	P2	P3
42" h lower back kit, painted For use on 57" h unit with 15" h top pass-through or reversed storage	18"		42"	BB2LBK4218P	\$221.	\$245.	\$256.
	24"		42"	BB2LBK4224P	243.	265.	277.
	30"		42"	BB2LBK4230P	260.	286.	300.
	36"		42"	BB2LBK4236P	279.	307.	321.
	42"		42"	BB2LBK4242P	299.	328.	343.
	48"		42"	BB2LBK4248P	316.	347.	364.



44" h lower back kit, painted For use on 64" h unit with 20" h top pass-through or reversed storage	18"		44"	BB2LBK4418P	221.	245.	256.
	24"		44"	BB2LBK4424P	243.	265.	277.
	30"		44"	BB2LBK4430P	260.	286.	300.
	36"		44"	BB2LBK4436P	279.	307.	321.
	42"		44"	BB2LBK4442P	299.	328.	343.
	48"		44"	BB2LBK4448P	317.	348.	366.



49" h lower back kit, painted For use on 64" h unit with 15" h top pass-through or reversed storage	18"		49"	BB2LBK4918P	222.	246.	256.
	24"		49"	BB2LBK4924P	243.	266.	278.
	30"		49"	BB2LBK4930P	262.	287.	301.
	36"		49"	BB2LBK4936P	280.	308.	322.
	42"		49"	BB2LBK4942P	300.	330.	344.
	48"		49"	BB2LBK4948P	317.	349.	367.



Order Code

Specification Information

Application Notes

Example:

Lower back covers a section from the base to a shelf height positioned to match either a 15" h or 20" h standard top position storage opening or pass-through.

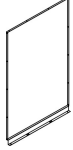
Lower back includes a spacer bar that fills the step created where the back meets a standard shelf.

Lower backs are not offered in 22" or 28" heights as a full back is always utilized at those heights. The flush nature of the worksurface shelf utilized at those heights negates the need for a lower back with spacer.

Lower Back Kit

51" h, 56" h and 58" h painted

description	w	d	h	pattern no.	P1	P2	P3
51" h lower back kit, painted For use on 71" h unit with 20" h top pass-through or reversed storage	18"		51"	BB2LBK5118P	\$220.	\$244.	\$253.
	24"		51"	BB2LBK5124P	240.	263.	274.
	30"		51"	BB2LBK5130P	256.	282.	295.
	36"		51"	BB2LBK5136P	274.	302.	316.
	42"		51"	BB2LBK5142P	294.	321.	336.
	48"		51"	BB2LBK5148P	310.	342.	357.



56" h lower back kit, painted For use on 71" h unit with 15" h top pass-through or reversed storage	18"		56"	BB2LBK5618P	222.	246.	258.
	24"		56"	BB2LBK5624P	244.	266.	279.
	30"		56"	BB2LBK5630P	263.	289.	302.
	36"		56"	BB2LBK5636P	280.	310.	324.
	42"		56"	BB2LBK5642P	301.	331.	346.
	48"		56"	BB2LBK5648P	320.	352.	368.



58" h lower back kit, painted For use on 78" h unit with 20" h top pass-through or reversed storage	18"		58"	BB2LBK5818P	222.	246.	258.
	24"		58"	BB2LBK5824P	244.	267.	279.
	30"		58"	BB2LBK5830P	263.	289.	302.
	36"		58"	BB2LBK5836P	282.	310.	324.
	42"		58"	BB2LBK5842P	301.	331.	346.
	48"		58"	BB2LBK5848P	320.	352.	368.



Order Code

Specification Information

Application Notes

Example:

Lower back covers a section from the base to a shelf height positioned to match either a 15" h or 20" h standard top position storage opening or pass-through.

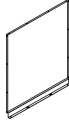
Lower back includes a spacer bar that fills the step created where the back meets a standard shelf.

Lower backs are not offered in 22" or 28" heights as a full back is always utilized at those heights. The flush nature of the worksurface shelf utilized at those heights negates the need for a lower back with spacer.

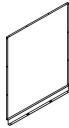
Lower Back Kit

42" h, 44" h and 49" h fabric

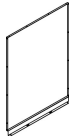
description	w	d	h	pattern no.	10	20	30	40
42" h lower back kit, fabric For use on 57" h unit with 15" h top pass-through or reversed storage	18"		42"	BB2LBK4218F	\$353.	\$382.	\$401.	\$414.
	24"		42"	BB2LBK4224F	388.	423.	439.	456.
	30"		42"	BB2LBK4230F	415.	451.	471.	484.
	36"		42"	BB2LBK4236F	476.	514.	538.	558.
	42"		42"	BB2LBK4242F	500.	540.	564.	584.
	48"		42"	BB2LBK4248F	524.	567.	592.	614.



44" h lower back kit, fabric For use on 64" h unit with 20" h top pass-through or reversed storage	18"		44"	BB2LBK4418F	357.	384.	405.	417.
	24"		44"	BB2LBK4424F	394.	426.	445.	461.
	30"		44"	BB2LBK4430F	422.	454.	474.	492.
	36"		44"	BB2LBK4436F	481.	521.	545.	564.
	42"		44"	BB2LBK4442F	506.	546.	572.	591.
	48"		44"	BB2LBK4448F	533.	576.	600.	622.



49" h lower back kit, fabric For use on 64" h unit with 15" h top pass-through or reversed storage	18"		49"	BB2LBK4918F	363.	389.	411.	425.
	24"		49"	BB2LBK4924F	403.	434.	455.	471.
	30"		49"	BB2LBK4930F	428.	462.	482.	501.
	36"		49"	BB2LBK4936F	496.	538.	562.	582.
	42"		49"	BB2LBK4942F	522.	564.	590.	611.
	48"		49"	BB2LBK4948F	548.	592.	621.	643.

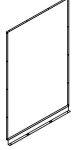


Order Code	Specification Information	Application Notes
Example: _____ _____ _____ _____ _____ _____	Specify a paint color for the metal portion of the back which is visible from the inside of the unit and a fabric for the fabric insert on the back side.	<p>Lower back covers a section from the base to a shelf height positioned to match either a 15" h or 20" h standard top position storage opening or pass-through.</p> <p>Lower back includes a spacer bar that fills the step created where the back meets a standard shelf.</p> <p>Lower backs are not offered in 22" or 28" heights as a full back is always utilized at those heights. The flush nature of the worksurface shelf utilized at those heights negates the need for a lower back with spacer.</p> <p>The 1 1/16" h spacer bar is available painted only and will be visible on top of a fabric lower back as it is designed to be an extension of the steel shelf behind it.</p>

Lower Back Kit

51" h, 56" h and 58" h fabric

description	w	d	h	pattern no.	10	20	30	40
51" h lower back kit, fabric For use on 71" h unit with 20" h top pass-through or reversed storage	18"		51"	BB2LBK5118F	\$361.	\$388.	\$410.	\$424.
	24"		51"	BB2LBK5124F	405.	435.	456.	472.
	30"		51"	BB2LBK5130F	428.	462.	482.	501.
	36"		51"	BB2LBK5136F	497.	538.	562.	582.
	42"		51"	BB2LBK5142F	522.	564.	590.	611.
	48"		51"	BB2LBK5148F	549.	593.	622.	643.



56" h lower back kit, fabric For use on 71" h unit with 15" h top pass-through or reversed storage	18"		56"	BB2LBK5618F	370.	401.	417.	434.
	24"		56"	BB2LBK5624F	414.	449.	469.	483.
	30"		56"	BB2LBK5630F	441.	478.	501.	518.
	36"		56"	BB2LBK5636F	519.	560.	586.	607.
	42"		56"	BB2LBK5642F	546.	590.	618.	639.
	48"		56"	BB2LBK5648F	575.	620.	648.	673.



58" h lower back kit, fabric For use on 78" h unit with 20" h top pass-through or reversed storage	18"		58"	BB2LBK5818F	370.	402.	420.	434.
	24"		58"	BB2LBK5824F	415.	450.	470.	484.
	30"		58"	BB2LBK5830F	444.	479.	503.	519.
	36"		58"	BB2LBK5836F	520.	562.	587.	608.
	42"		58"	BB2LBK5842F	547.	591.	619.	641.
	48"		58"	BB2LBK5848F	577.	622.	650.	676.



Order Code

Example: _____

Specification Information

Specify a paint color for the metal portion of the back which is visible from the inside of the unit and a fabric for the fabric insert on the back side.

Application Notes

Lower back covers a section from the base to a shelf height positioned to match either a 15" h or 20" h standard top position storage opening or pass-through.

Lower back includes a spacer bar that fills the step created where the back meets a standard shelf.

Lower backs are not offered in 22" or 28" heights as a full back is always utilized at those heights. The flush nature of the worksurface shelf utilized at those heights negates the need for a lower back with spacer.

The 1 1/16" h spacer bar is available painted only and will be visible on top of a fabric lower back as it is designed to be an extension of the steel shelf behind it.

Upper Back Kit

14" h, 15" h, 20" h and 22" h painted

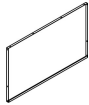
description	w	d	h	pattern no.	P1	P2	P3
14" h upper back kit, painted For use on 42" h unit with reversal at worksurface height (not compatible with 15" h door components)	18"		14"	BB1UBK1418P	\$164.	\$178.	\$187.
	24"		14"	BB1UBK1424P	167.	181.	194.
	30"		14"	BB1UBK1430P	171.	188.	197.
	36"		14"	BB1UBK1436P	175.	194.	201.
	42"		14"	BB1UBK1442P	178.	197.	206.
	48"		14"	BB1UBK1448P	181.	201.	209.



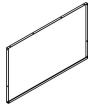
15" h upper back kit, painted For use on 57" h and taller units with pass through or reversed shelf storage below (compatible with all 15" h door kits)	18"		15"	BB1UBK1518P	173.	190.	199.
	24"		15"	BB1UBK1524P	179.	198.	207.
	30"		15"	BB1UBK1530P	187.	206.	214.
	36"		15"	BB1UBK1536P	196.	212.	222.
	42"		15"	BB1UBK1542P	202.	221.	231.
	48"		15"	BB1UBK1548P	209.	230.	242.
	60"		15"	BB1UBK1560P	221.	244.	253.
	72"		15"	BB1UBK1572P	229.	250.	260.



20" h upper back kit, painted For use on 57" h and taller units with pass through or reversed shelf storage below (compatible with all 20" h door kits)	18"		20"	BB1UBK2018P	173.	190.	199.
	24"		20"	BB1UBK2024P	179.	199.	207.
	30"		20"	BB1UBK2030P	188.	207.	216.
	36"		20"	BB1UBK2036P	196.	214.	224.
	42"		20"	BB1UBK2042P	203.	221.	232.
	48"		20"	BB1UBK2048P	210.	231.	243.
	60"		20"	BB1UBK2060P	237.	258.	267.
	72"		20"	BB1UBK2072P	244.	264.	274.



22" h upper back kit, painted For use on 50" unit reversal at worksurface height	18"		22"	BB1UBK2218P	173.	190.	199.
	24"		22"	BB1UBK2224P	179.	199.	208.
	30"		22"	BB1UBK2230P	188.	207.	216.
	36"		22"	BB1UBK2236P	196.	214.	224.
	42"		22"	BB1UBK2242P	203.	221.	232.
	48"		22"	BB1UBK2248P	210.	231.	243.

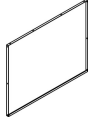


Order Code	Specification Information	Application Notes
Example: _____ _____ _____ _____ _____ _____		Upper back covers a section from the top to the underside of a shelf or worksurface shelf. 15" h and 20" h upper backs are designed to work with corresponding storage doors. All other heights are designed to create units with reversal at worksurface or credenza height as noted.
		60" w and 72" w upper back kits are required with all 60" w and 72" w upper shelf kits.

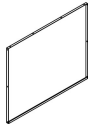
Upper Back Kit

28"h, 29"h, 35"h and 36"h painted

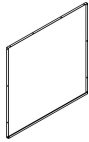
description	w	d	h	pattern no.	P1	P2	P3
28"h upper back kit, painted	18"		28"	BB1UBK2818P	\$188.	\$208.	\$217.
For use on 50"h unit with reversal at credenza height	24"		28"	BB1UBK2824P	203.	221.	232.
	30"		28"	BB1UBK2830P	216.	237.	247.
	36"		28"	BB1UBK2836P	229.	252.	263.
	42"		28"	BB1UBK2842P	243.	266.	278.
	48"		28"	BB1UBK2848P	256.	280.	295.



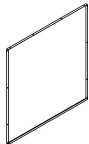
29"h upper back kit, painted	18"		29"	BB1UBK2918P	188.	208.	217.
For use on 57"h unit with reversal at worksurface height	24"		29"	BB1UBK2924P	203.	221.	232.
	30"		29"	BB1UBK2930P	216.	237.	247.
	36"		29"	BB1UBK2936P	229.	252.	263.
	42"		29"	BB1UBK2942P	243.	266.	278.
	48"		29"	BB1UBK2948P	256.	280.	295.



35"h upper back kit, painted	18"		35"	BB1UBK3518P	190.	208.	217.
For use on 57"h unit with reversal at credenza height	24"		35"	BB1UBK3524P	203.	222.	232.
	30"		35"	BB1UBK3530P	217.	239.	249.
	36"		35"	BB1UBK3536P	230.	253.	264.
	42"		35"	BB1UBK3542P	244.	267.	279.
	48"		35"	BB1UBK3548P	258.	284.	297.



36"h upper back kit, painted	18"		36"	BB1UBK3618P	190.	208.	217.
For use on 64"h unit with reversal at worksurface height	24"		36"	BB1UBK3624P	203.	222.	232.
	30"		36"	BB1UBK3630P	217.	239.	249.
	36"		36"	BB1UBK3636P	230.	253.	264.
	42"		36"	BB1UBK3642P	244.	267.	279.
	48"		36"	BB1UBK3648P	258.	284.	297.

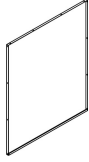


Order Code	Specification Information	Application Notes
Example: _____ _____ _____ _____ _____ _____ _____		Upper back covers a section from the top to the underside of a shelf or worksurface shelf. 15"h and 20"h upper backs are designed to work with corresponding storage doors. All other heights are designed to create units with reversal at worksurface or credenza height as noted.

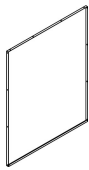
Upper Back Kit

42" h, 43" h and 49" h painted

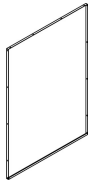
description	w	d	h	pattern no.	P1	P2	P3
42" h upper back kit, painted	18"		42"	BB1UBK4218P	\$190.	\$209.	\$218.
For use on 64" h unit with reversal at credenza height	24"		42"	BB1UBK4224P	204.	222.	233.
	30"		42"	BB1UBK4230P	217.	240.	250.
	36"		42"	BB1UBK4236P	231.	255.	265.
	42"		42"	BB1UBK4242P	246.	269.	280.
	48"		42"	BB1UBK4248P	259.	285.	299.



43" h upper back kit, painted	18"		43"	BB1UBK4318P	190.	209.	218.
For use on 71" h unit with reversal at worksurface height	24"		43"	BB1UBK4324P	204.	222.	233.
	30"		43"	BB1UBK4330P	217.	240.	250.
	36"		43"	BB1UBK4336P	231.	255.	265.
	42"		43"	BB1UBK4342P	246.	269.	280.
	48"		43"	BB1UBK4348P	259.	285.	299.



49" h upper back kit, painted	18"		49"	BB1UBK4918P	190.	209.	218.
For use on 71" h unit with reversal at credenza height	24"		49"	BB1UBK4924P	204.	222.	233.
	30"		49"	BB1UBK4930P	217.	240.	250.
	36"		49"	BB1UBK4936P	231.	255.	265.
	42"		49"	BB1UBK4942P	246.	269.	280.
	48"		49"	BB1UBK4948P	259.	285.	299.



Order Code

Specification Information

Application Notes

Example:

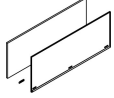
Upper back covers a section from the top to the underside of a shelf or worksurface shelf.

15" h and 20" h upper backs are designed to work with corresponding storage doors. All other heights are designed to create units with reversal at worksurface or credenza height as noted.

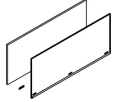
Upper Back Kit

14" h and 15" h fabric

description	w	d	h	pattern no.	10	20	30	40
14" h upper back kit, fabric For use on 42" h unit with reversal at worksurface height (not compatible with 15" h door components)	18"		14"	BB1UBK1418F	\$272.	\$294.	\$305.	\$317.
	24"		14"	BB1UBK1424F	279.	302.	315.	327.
	30"		14"	BB1UBK1430F	285.	308.	322.	333.
	36"		14"	BB1UBK1436F	304.	330.	345.	357.
	42"		14"	BB1UBK1442F	311.	336.	352.	364.
	48"		14"	BB1UBK1448F	319.	344.	359.	372.



15" h upper back kit, fabric For use on 57" h and taller units with pass through or reversed shelf storage below (compatible with all 15" h door kits)	18"		15"	BB1UBK1518F	280.	303.	317.	328.
	24"		15"	BB1UBK1524F	297.	319.	333.	345.
	30"		15"	BB1UBK1530F	304.	330.	345.	357.
	36"		15"	BB1UBK1536F	330.	355.	371.	384.
	42"		15"	BB1UBK1542F	339.	367.	383.	398.
	48"		15"	BB1UBK1548F	349.	377.	396.	411.
	60"		15"	BB1UBK1560F	364.	389.	410.	424.
	72"		15"	BB1UBK1572F	*	*	*	*



Order Code

Example:

Specification Information

Specify a paint color for the metal portion of the back which is visible from the inside of the unit and a fabric for the fabric insert on the back side.

Application Notes

Upper back covers a section from the top to the underside of a shelf or worksurface shelf.

15" h and 20" h upper backs are designed to work with corresponding storage doors. All other heights are designed to create units with reversal at worksurface or credenza height as noted.

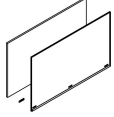
60" w and 72" w upper back kits are required with all 60" w and 72" w upper shelf kits.

*72" w fabric backs need to be quoted as special product due to railroading of fabric.

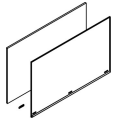
Upper Back Kit

20" h and 22" h fabric

description	w	d	h	pattern no.	10	20	30	40
20" h upper back kit, fabric For use on 57" h and taller units with pass through or reversed shelf storage below (compatible with all 20" h door kits)	18"		20"	BB1UBK2018F	\$287.	\$310.	\$324.	\$336.
	24"		20"	BB1UBK2024F	303.	327.	343.	354.
	30"		20"	BB1UBK2030F	315.	340.	355.	369.
	36"		20"	BB1UBK2036F	344.	371.	387.	405.
	42"		20"	BB1UBK2042F	357.	384.	405.	417.
	48"		20"	BB1UBK2048F	368.	398.	415.	430.
	60"		20"	BB1UBK2060F	381.	411.	428.	441.
	72"		20"	BB1UBK2072F	*	*	*	*



22" h upper back kit, fabric For use on 50" h unit reversal at worksurface height	18"		22"	BB1UBK2218F	287.	311.	324.	336.
	24"		22"	BB1UBK2224F	303.	328.	343.	354.
	30"		22"	BB1UBK2230F	315.	342.	357.	369.
	36"		22"	BB1UBK2236F	345.	372.	388.	407.
	42"		22"	BB1UBK2242F	357.	385.	407.	417.
	48"		22"	BB1UBK2248F	368.	398.	415.	430.



Order Code

Example:

Specification Information

Specify a paint color for the metal portion of the back which is visible from the inside of the unit and a fabric for the fabric insert on the back side.

Application Notes

Upper back covers a section from the top to the underside of a shelf or worksurface shelf.

15" h and 20" h upper backs are designed to work with corresponding storage doors. All other heights are designed to create units with reversal at worksurface or credenza height as noted.

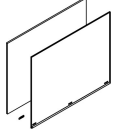
60" w and 72" w upper back kits are required with all 60" w and 72" w upper shelf kits.

*72" w fabric backs need to be quoted as special product due to railroading of fabric.

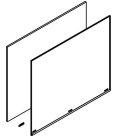
Upper Back Kit

28" h and 29" h fabric

description	w	d	h	pattern no.	10	20	30	40
28" h upper back kit, fabric	18"		28"	BB1UBK2818F	\$310.	\$333.	\$348.	\$363.
For use on 50" h unit reversal at credenza height	24"		28"	BB1UBK2824F	336.	363.	380.	390.
	30"		28"	BB1UBK2830F	353.	382.	401.	414.
	36"		28"	BB1UBK2836F	399.	430.	451.	467.
	42"		28"	BB1UBK2842F	417.	453.	473.	487.
	48"		28"	BB1UBK2848F	436.	472.	493.	510.



29" h upper back kit, fabric	18"		29"	BB1UBK2918F	310.	333.	348.	363.
For use on 57" h unit reversal at worksurface height	24"		29"	BB1UBK2924F	336.	363.	380.	390.
	30"		29"	BB1UBK2930F	353.	382.	401.	414.
	36"		29"	BB1UBK2936F	399.	430.	451.	467.
	42"		29"	BB1UBK2942F	417.	453.	473.	487.
	48"		29"	BB1UBK2948F	436.	472.	493.	510.



Order Code

Example:

Specification Information

Specify a paint color for the metal portion of the back which is visible from the inside of the unit and a fabric for the fabric insert on the back side.

Application Notes

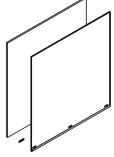
Upper back covers a section from the top to the underside of a shelf or worksurface shelf.

15" h and 20" h upper backs are designed to work with corresponding storage doors. All other heights are designed to create units with reversal at worksurface or credenza height as noted.

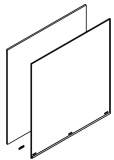
Upper Back Kit

35" h and 36" h fabric

description	w	d	h	pattern no.	10	20	30	40
35" h upper back kit, fabric For use on 57" h unit reversal at credenza height	18"		35"	BB1UBK3518F	\$319.	\$344.	\$359.	\$372.
	24"		35"	BB1UBK3524F	347.	375.	390.	409.
	30"		35"	BB1UBK3530F	369.	399.	416.	431.
	36"		35"	BB1UBK3536F	423.	455.	476.	493.
	42"		35"	BB1UBK3542F	439.	476.	496.	515.
	48"		35"	BB1UBK3548F	459.	496.	520.	539.



36" h upper back kit, fabric For use on 64" h unit reversal at worksurface height	18"		36"	BB1UBK3618F	319.	344.	359.	372.
	24"		36"	BB1UBK3624F	347.	375.	390.	409.
	30"		36"	BB1UBK3630F	369.	399.	416.	431.
	36"		36"	BB1UBK3636F	423.	455.	476.	493.
	42"		36"	BB1UBK3642F	439.	476.	496.	515.
	48"		36"	BB1UBK3648F	459.	496.	520.	539.



Order Code

Example:

Specification Information

Specify a paint color for the metal portion of the back which is visible from the inside of the unit and a fabric for the fabric insert on the back side.

Application Notes

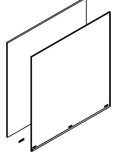
Upper back covers a section from the top to the underside of a shelf or worksurface shelf.

15" h and 20" h upper backs are designed to work with corresponding storage doors. All other heights are designed to create units with reversal at worksurface or credenza height as noted.

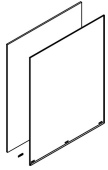
Upper Back Kit

42" h, 43" h and 49" h fabric

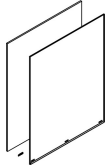
description	w	d	h	pattern no.	10	20	30	40
42" h upper back kit, fabric For use on 64" h unit reversal at credenza height	18"		42"	BB1UBK4218F	\$325.	\$352.	\$369.	\$382.
	24"		42"	BB1UBK4224F	359.	387.	409.	423.
	30"		42"	BB1UBK4230F	381.	412.	431.	445.
	36"		42"	BB1UBK4236F	441.	478.	501.	518.
	42"		42"	BB1UBK4242F	464.	501.	523.	542.
	48"		42"	BB1UBK4248F	483.	522.	547.	565.



43" h upper back kit, fabric For use on 71" h unit reversal at worksurface height	18"		43"	BB1UBK4318F	325.	352.	369.	382.
	24"		43"	BB1UBK4324F	359.	387.	409.	423.
	30"		43"	BB1UBK4330F	381.	412.	431.	445.
	36"		43"	BB1UBK4336F	441.	478.	501.	518.
	42"		43"	BB1UBK4342F	464.	501.	523.	542.
	48"		43"	BB1UBK4348F	483.	522.	547.	565.



49" h upper back kit, fabric For use on 71" h unit reversal at credenza height	18"		49"	BB1UBK4918F	325.	352.	369.	382.
	24"		49"	BB1UBK4924F	359.	387.	409.	423.
	30"		49"	BB1UBK4930F	381.	412.	431.	445.
	36"		49"	BB1UBK4936F	441.	478.	501.	518.
	42"		49"	BB1UBK4942F	464.	501.	523.	542.
	48"		49"	BB1UBK4948F	483.	522.	547.	565.



Order Code

Example:

Specification Information

Specify a paint color for the metal portion of the back which is visible from the inside of the unit and a fabric for the fabric insert on the back side.

Application Notes

Upper back covers a section from the top to the underside of a shelf or worksurface shelf.

15" h and 20" h upper backs are designed to work with corresponding storage doors. All other heights are designed to create units with reversal at worksurface or credenza height as noted.

Mid Back Kit

Back kit for alternate facing unit, painted


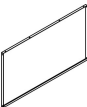
description	w	d	h	pattern no.	P1	P2	P3
Back kit, directly below worksurface height, for alternate facing one-high file drawer kits or bookcase openings.	18"		12"	BB1MBK1218P	\$177.	\$196.	\$204.
	24"		12"	BB1MBK1224P	180.	201.	209.
	30"		12"	BB1MBK1230P	187.	206.	214.
	36"		12"	BB1MBK1236P	194.	210.	220.
	42"		12"	BB1MBK1242P	197.	216.	224.
	48"		12"	BB1MBK1248P	201.	220.	230.



Order Code	Specification Information	Application Notes
Example: _____ _____ _____ _____ _____ _____ _____		Back kit for alternate facing units (12"h) is for use directly under worksurface height only. Intended for 2-sided applications where one-high drawer kits or bookcase openings are alternate facing. Mid back covers a standard shelf down to the underside of either a worksurface or credenza height worksurface shelf.
		57"h mid back only available for use with 15"h upper storage or pass-through. 78"h mid back only available for use with 20" upper storage or pass-through.

Mid Back Kit

57" h unit painted

description	w	d	h	pattern no.	P1	P2	P3
Mid back kit for 57" h unit, painted reversal at worksurface height with 15" upper storage 	18"		14"	BB1MBK571518WP	\$177.	\$196.	\$204.
	24"		14"	BB1MBK571524WP	180.	201.	209.
	30"		14"	BB1MBK571530WP	187.	206.	214.
	36"		14"	BB1MBK571536WP	194.	210.	220.
	42"		14"	BB1MBK571542WP	197.	216.	224.
	48"		14"	BB1MBK571548WP	201.	220.	230.
	60"		14"	BB1MBK571560WP	212.	233.	244.
	72"		14"	BB1MBK571572WP	225.	247.	256.
Mid back kit for 57" h unit, painted reversal at credenza height with 15" h upper storage 	18"		20"	BB1MBK571518CP	187.	206.	214.
	24"		20"	BB1MBK571524CP	196.	214.	222.
	30"		20"	BB1MBK571530CP	204.	222.	233.
	36"		20"	BB1MBK571536CP	211.	232.	244.
	42"		20"	BB1MBK571542CP	220.	243.	253.
	48"		20"	BB1MBK571548CP	229.	251.	263.
	60"		20"	BB1MBK571560CP	243.	264.	275.
	72"		20"	BB1MBK571572CP	255.	277.	289.

Order Code

Specification Information

Application Notes

Example:

Mid back covers a standard shelf down to the underside of either a worksurface or credenza height worksurface shelf.

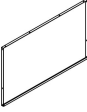

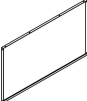
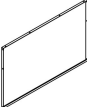
78" h mid back only available for use with 20" upper storage or pass-through.

57" h mid back only available for use with 15" h upper storage or pass-through.

12" h mid back is for use directly under worksurface height only.

Mid Back Kit

64" h unit painted

description	w	d	h	pattern no.	P1	P2	P3
Mid back kit for 64" h unit, painted reversal at worksurface height with 15" upper storage 	18"		21"	BB1MBK641518WP	\$187.	\$206.	\$214.
	24"		21"	BB1MBK641524WP	196.	214.	222.
	30"		21"	BB1MBK641530WP	204.	222.	233.
	36"		21"	BB1MBK641536WP	211.	232.	244.
	42"		21"	BB1MBK641542WP	220.	243.	253.
	48"		21"	BB1MBK641548WP	229.	251.	263.
	60"		21"	BB1MBK641560WP	243.	264.	275.
	72"		21"	BB1MBK641572WP	255.	277.	289.
Mid back kit for 64" h unit, painted reversal at worksurface height with 20" upper storage 	18"		16"	BB1MBK642018WP	187.	207.	216.
	24"		16"	BB1MBK642024WP	197.	216.	224.
	30"		16"	BB1MBK642030WP	204.	224.	235.
	36"		16"	BB1MBK642036WP	212.	233.	245.
	42"		16"	BB1MBK642042WP	220.	244.	255.
	48"		16"	BB1MBK642048WP	230.	252.	264.
	60"		16"	BB1MBK642060WP	244.	265.	277.
	72"		16"	BB1MBK642072WP	256.	278.	290.
Mid back kit for 64" h unit, painted reversal at credenza height with 15" upper storage 	18"		27"	BB1MBK641518CP	203.	222.	232.
	24"		27"	BB1MBK641524CP	217.	239.	250.
	30"		27"	BB1MBK641530CP	231.	253.	266.
	36"		27"	BB1MBK641536CP	246.	271.	282.
	42"		27"	BB1MBK641542CP	260.	286.	300.
	48"		27"	BB1MBK641548CP	274.	301.	315.
	60"		27"	BB1MBK641560CP	287.	314.	328.
	72"		27"	BB1MBK641572CP	301.	327.	342.
Mid back kit for 64" h unit, painted reversal at credenza height with 20" upper storage 	18"		22"	BB1MBK642018CP	194.	211.	220.
	24"		22"	BB1MBK642024CP	202.	220.	231.
	30"		22"	BB1MBK642030CP	210.	231.	243.
	36"		22"	BB1MBK642036CP	219.	243.	253.
	42"		22"	BB1MBK642042CP	230.	252.	264.
	48"		22"	BB1MBK642048CP	240.	263.	274.
	60"		22"	BB1MBK642060CP	252.	275.	287.
	72"		22"	BB1MBK642072CP	265.	289.	301.

Order Code

Specification Information

Application Notes

Example:

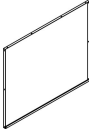
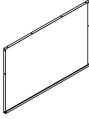
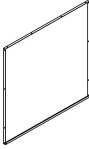
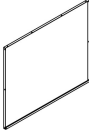
Mid back covers a standard shelf down to the underside of either a worksurface or credenza height worksurface shelf.

78" h mid back only available for use with 20" upper storage or pass-through.

57" h mid back only available for use with 15" h upper storage or pass-through.

Mid Back Kit

71" h unit painted

description	w	d	h	pattern no.	P1	P2	P3
Mid back kit for 71" h unit, painted reversal at worksurface height with 15" upper storage 	18"		28"	BB1MBK711518WP	\$203.	\$222.	\$232.
	24"		28"	BB1MBK711524WP	217.	239.	250.
	30"		28"	BB1MBK711530WP	231.	253.	265.
	36"		28"	BB1MBK711536WP	246.	271.	282.
	42"		28"	BB1MBK711542WP	260.	286.	300.
	48"		28"	BB1MBK711548WP	274.	301.	315.
	60"		28"	BB1MBK711560WP	301.	327.	342.
	72"		28"	BB1MBK711572WP	327.	353.	368.
Mid back kit for 71" h unit, painted reversal at worksurface height with 20" upper storage 	18"		23"	BB1MBK712018WP	194.	211.	220.
	24"		23"	BB1MBK712024WP	202.	220.	231.
	30"		23"	BB1MBK712030WP	210.	231.	243.
	36"		23"	BB1MBK712036WP	219.	243.	253.
	42"		23"	BB1MBK712042WP	230.	252.	264.
	48"		23"	BB1MBK712048WP	240.	263.	274.
	60"		23"	BB1MBK712060WP	265.	289.	301.
	72"		23"	BB1MBK712072WP	293.	315.	327.
Mid back kit for 71" h unit, painted reversal at credenza height with 15" upper storage 	18"		34"	BB1MBK711518CP	211.	231.	243.
	24"		34"	BB1MBK711524CP	225.	247.	258.
	30"		34"	BB1MBK711530CP	242.	250.	274.
	36"		34"	BB1MBK711536CP	255.	279.	293.
	42"		34"	BB1MBK711542CP	269.	297.	308.
	48"		34"	BB1MBK711548CP	284.	311.	324.
	60"		34"	BB1MBK711560CP	310.	337.	349.
	72"		34"	BB1MBK711572CP	336.	364.	376.
Mid back kit for 71" h unit, painted reversal at credenza height with 20" upper storage 	18"		29"	BB1MBK712018CP	204.	222.	233.
	24"		29"	BB1MBK712024CP	218.	240.	250.
	30"		29"	BB1MBK712030CP	232.	243.	266.
	36"		29"	BB1MBK712036CP	247.	272.	284.
	42"		29"	BB1MBK712042CP	262.	287.	301.
	48"		29"	BB1MBK712048CP	275.	303.	316.
	60"		29"	BB1MBK712060CP	302.	330.	343.
	72"		29"	BB1MBK712072CP	328.	355.	369.

Order Code

Specification Information

Application Notes

Example:

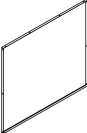
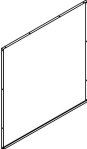
Mid back covers a standard shelf down to the underside of either a worksurface or credenza height worksurface shelf.

78" h mid back only available for use with 20" upper storage or pass-through.

57" h mid back only available for use with 15" upper storage or pass-through.

Mid Back Kit

78" h unit painted

description	w	d	h	pattern no.	P1	P2	P3
Mid back kit for 78" h unit, painted reversal at worksurface height with 20" upper storage 	18"		30"	BB1MBK782018WP	\$204.	\$222.	\$233.
	24"		30"	BB1MBK782024WP	218.	240.	250.
	30"		30"	BB1MBK782030WP	232.	243.	266.
	36"		30"	BB1MBK782036WP	247.	272.	284.
	42"		30"	BB1MBK782042WP	262.	287.	301.
	48"		30"	BB1MBK782048WP	275.	303.	316.
	60"		30"	BB1MBK782060WP	302.	330.	343.
	72"		30"	BB1MBK782072WP	328.	355.	369.
Mid back kit for 78" h unit, painted reversal at credenza height with 20" upper storage 	18"		36"	BB1MBK782018CP	211.	231.	243.
	24"		36"	BB1MBK782024CP	225.	247.	258.
	30"		36"	BB1MBK782030CP	242.	250.	274.
	36"		36"	BB1MBK782036CP	255.	279.	293.
	42"		36"	BB1MBK782042CP	269.	297.	308.
	48"		36"	BB1MBK782048CP	284.	311.	324.
	60"		36"	BB1MBK782060CP	310.	337.	349.
	72"		36"	BB1MBK782072CP	336.	364.	376.

Order Code

Specification Information

Application Notes

Example:

Mid back covers a standard shelf down to the underside of either a worksurface or credenza height worksurface shelf.

78" h mid back only available for use with 20" upper storage or pass-through.

57" h mid back only available for use with 15" h upper storage or pass-through.

Mid Back Kit

Back kit for alternate facing unit, fabric

description	w	d	h	pattern no.	10	20	30	40
Back kit, directly below worksurface height, for alternate facing one-high file drawer kits or bookcase openings.	18"		12"	BB1MBK1218F	\$285.	\$307.	\$321.	\$333.
	24"		12"	BB1MBK1224F	295.	317.	332.	344.
	30"		12"	BB1MBK1230F	301.	324.	340.	352.
	36"		12"	BB1MBK1236F	321.	346.	363.	375.
	42"		12"	BB1MBK1242F	328.	354.	371.	384.
	48"		12"	BB1MBK1248F	336.	364.	380.	394.



Order Code

Example:

Specification Information

Specify a paint color for the metal portion of the back which is visible from the inside of the unit and a fabric for the fabric insert on the back side.

Application Notes

Back kit for alternate facing units (12" h) is for use directly under worksurface height only. Intended for 2-sided applications where one-high drawer kits or bookcase openings are alternate facing.


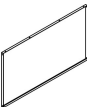
Mid back covers a standard shelf down to the underside of either a worksurface or credenza height worksurface shelf.

57" h mid back only available for use with 15" h upper storage or pass-through. 78" h mid back only available for use with 20" upper storage or pass-through.

*72" w fabric backs need to be quoted as special product due to railroading of fabric.

Mid Back Kit

57" h unit fabric

description	w	d	h	pattern no.	10	20	30	40
Mid back kit for 57" h unit, fabric reversal at worksurface height with 15" upper storage 	18"		14"	BB1MBK571518WF	\$285.	\$307.	\$321.	\$333.
	24"		14"	BB1MBK571524WF	295.	317.	332.	344.
	30"		14"	BB1MBK571530WF	301.	324.	340.	352.
	36"		14"	BB1MBK571536WF	321.	346.	363.	375.
	42"		14"	BB1MBK571542WF	328.	354.	371.	384.
	48"		14"	BB1MBK571548WF	336.	364.	380.	394.
	60"		14"	BB1MBK571560WF	363.	388.	401.	422.
	72"		14"	BB1MBK571572WF	*	*	*	*
Mid back kit for 57" h unit, fabric reversal at credenza height with 15" upper storage 	18"		20"	BB1MBK571518CF	301.	324.	340.	352.
	24"		20"	BB1MBK571524CF	317.	343.	358.	371.
	30"		20"	BB1MBK571530CF	331.	357.	373.	386.
	36"		20"	BB1MBK571536CF	361.	388.	410.	424.
	42"		20"	BB1MBK571542CF	373.	407.	424.	438.
	48"		20"	BB1MBK571548CF	384.	415.	435.	452.
	60"		20"	BB1MBK571560CF	412.	440.	461.	477.
	72"		20"	BB1MBK571572CF	*	*	*	*

Order Code

Example:

Specification Information

Specify a paint color for the metal portion of the back which is visible from the inside of the unit and a fabric for the fabric insert on the back side.

Application Notes

Mid back covers a standard shelf down to the underside of either a worksurface or credenza height worksurface shelf.

57" h mid back only available for use with 15" h upper storage or pass-through.

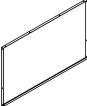

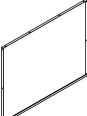
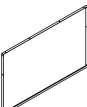
78" h mid back only available for use with 20" upper storage or pass-through.

*72" w fabric backs need to be quoted as special product due to railroading of fabric.

12" h mid back is for use directly under worksurface height only.

Mid Back Kit

64" h unit fabric

description	w	d	h	pattern no.	10	20	30	40
Mid back kit for 64" h unit, fabric reversal at worksurface height with 15" upper storage 	18"		21"	BB1MBK641518WF	\$301.	\$324.	\$340.	\$352.
	24"		21"	BB1MBK641524WF	317.	343.	358.	371.
	30"		21"	BB1MBK641530WF	331.	357.	373.	386.
	36"		21"	BB1MBK641536WF	361.	388.	410.	424.
	42"		21"	BB1MBK641542WF	373.	407.	424.	438.
	48"		21"	BB1MBK641548WF	384.	415.	435.	452.
	60"		21"	BB1MBK641560WF	412.	440.	461.	477.
	72"		21"	BB1MBK641572WF	*	*	*	*
Mid back kit for 64" h unit, fabric reversal at worksurface height with 20" upper storage 	18"		16"	BB1MBK642018WF	297.	319.	334.	346.
	24"		16"	BB1MBK642024WF	311.	336.	352.	366.
	30"		16"	BB1MBK642030WF	321.	347.	364.	376.
	36"		16"	BB1MBK642036WF	347.	376.	394.	409.
	42"		16"	BB1MBK642042WF	358.	386.	408.	422.
	48"		16"	BB1MBK642048WF	369.	401.	417.	432.
	60"		16"	BB1MBK642060WF	396.	426.	444.	458.
	72"		16"	BB1MBK642072WF	*	*	*	*
Mid back kit for 64" h unit, fabric reversal at credenza height with 15" upper storage 	18"		27"	BB1MBK641518CF	322.	347.	366.	377.
	24"		27"	BB1MBK641524CF	349.	377.	396.	411.
	30"		27"	BB1MBK641530CF	369.	399.	417.	432.
	36"		27"	BB1MBK641536CF	414.	449.	469.	483.
	42"		27"	BB1MBK641542CF	435.	471.	493.	510.
	48"		27"	BB1MBK641548CF	455.	491.	514.	530.
	60"		27"	BB1MBK641560CF	480.	517.	540.	558.
	72"		27"	BB1MBK641572CF	*	*	*	*
Mid back kit for 64" h unit, fabric reversal at credenza height with 20" upper storage 	18"		22"	BB1MBK642018CF	307.	332.	346.	359.
	24"		22"	BB1MBK642024CF	328.	354.	370.	383.
	30"		22"	BB1MBK642030CF	343.	370.	386.	402.
	36"		22"	BB1MBK642036CF	375.	408.	425.	438.
	42"		22"	BB1MBK642042CF	388.	422.	439.	456.
	48"		22"	BB1MBK642048CF	405.	424.	456.	472.
	60"		22"	BB1MBK642060CF	430.	451.	481.	497.
	72"		22"	BB1MBK642072CF	*	*	*	*

Order Code

Example:

Specification Information

Specify a paint color for the metal portion of the back which is visible from the inside of the unit and a fabric for the fabric insert on the back side.

Application Notes

Mid back covers a standard shelf down to the underside of either a worksurface or credenza height worksurface shelf.

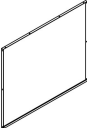
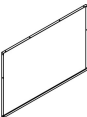
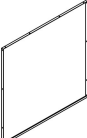
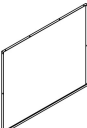
57" h mid back only available for use with 15" h upper storage or pass-through.

78" h mid back only available for use with 20" upper storage or pass-through.

*72" w fabric backs need to be quoted as special product due to railroading of fabric.

Mid Back Kit

71" h unit fabric

description	w	d	h	pattern no.	10	20	30	40
Mid back kit for 71" h unit, fabric reversal at worksurface height with 15" upper storage 	18"		28"	BB1MBK711518WF	\$322.	\$347.	\$366.	\$377.
	24"		28"	BB1MBK711524WF	349.	377.	396.	411.
	30"		28"	BB1MBK711530WF	369.	399.	417.	432.
	36"		28"	BB1MBK711536WF	414.	449.	469.	483.
	42"		28"	BB1MBK711542WF	435.	471.	493.	510.
	48"		28"	BB1MBK711548WF	455.	491.	514.	530.
	60"		28"	BB1MBK711560WF	494.	527.	553.	569.
	72"		28"	BB1MBK711572WF	*	*	*	*
Mid back kit for 71" h unit, fabric reversal at worksurface height with 20" upper storage 	18"		23"	BB1MBK712018WF	307.	332.	346.	359.
	24"		23"	BB1MBK712024WF	328.	354.	370.	383.
	30"		23"	BB1MBK712030WF	343.	370.	386.	402.
	36"		23"	BB1MBK712036WF	375.	408.	425.	438.
	42"		23"	BB1MBK712042WF	388.	422.	439.	456.
	48"		23"	BB1MBK712048WF	405.	424.	456.	472.
	60"		23"	BB1MBK712060WF	441.	462.	495.	512.
	72"		23"	BB1MBK712072WF	*	*	*	*
Mid back kit for 71" h unit, fabric reversal at credenza height with 15" upper storage 	18"		34"	BB1MBK711518CF	332.	358.	373.	386.
	24"		34"	BB1MBK711524CF	361.	387.	409.	423.
	30"		34"	BB1MBK711530CF	380.	411.	428.	441.
	36"		34"	BB1MBK711536CF	426.	459.	480.	497.
	42"		34"	BB1MBK711542CF	450.	482.	506.	522.
	48"		34"	BB1MBK711548CF	468.	505.	525.	545.
	60"		34"	BB1MBK711560CF	506.	544.	565.	584.
	72"		34"	BB1MBK711572CF	*	*	*	*
Mid back kit for 71" h unit, fabric reversal at credenza height with 20" upper storage 	18"		29"	BB1MBK712018CF	327.	353.	369.	382.
	24"		29"	BB1MBK712024CF	355.	383.	403.	416.
	30"		29"	BB1MBK712030CF	373.	407.	424.	437.
	36"		29"	BB1MBK712036CF	422.	455.	476.	493.
	42"		29"	BB1MBK712042CF	441.	478.	501.	518.
	48"		29"	BB1MBK712048CF	461.	500.	521.	540.
	60"		29"	BB1MBK712060CF	501.	539.	561.	580.
	72"		29"	BB1MBK712072CF	*	*	*	*

Order Code

Example:

Specification Information

Specify a paint color for the metal portion of the back which is visible from the inside of the unit and a fabric for the fabric insert on the back side.

Application Notes

Mid back covers a standard shelf down to the underside of either a worksurface or credenza height worksurface shelf.

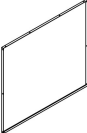
57" h mid back only available for use with 15" h upper storage or pass-through.

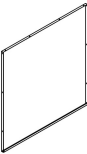
78" h mid back only available for use with 20" upper storage or pass-through.

*72" w fabric backs need to be quoted as special product due to railroading of fabric.

Mid Back Kit

78" h unit fabric

description	w	d	h	pattern no.	10	20	30	40
Mid back kit for 78" h unit, fabric reversal at worksurface height with 20" upper storage 	18"		30"	BB1MBK782018WF	\$327.	\$353.	\$369.	\$382.
	24"		30"	BB1MBK782024WF	355.	383.	403.	416.
	30"		30"	BB1MBK782030WF	373.	407.	424.	437.
	36"		30"	BB1MBK782036WF	422.	455.	476.	493.
	42"		30"	BB1MBK782042WF	441.	478.	501.	518.
	48"		30"	BB1MBK782048WF	461.	500.	521.	540.
	60"		30"	BB1MBK782060WF	501.	539.	561.	580.
	72"		30"	BB1MBK782072WF	*	*	*	*

Mid back kit for 78" h unit, fabric reversal at credenza height with 20" upper storage 	18"		36"	BB1MBK782018CF	334.	361.	376.	388.
	24"		36"	BB1MBK782024CF	364.	389.	411.	425.
	30"		36"	BB1MBK782030CF	382.	413.	431.	445.
	36"		36"	BB1MBK782036CF	428.	462.	482.	501.
	42"		36"	BB1MBK782042CF	452.	484.	509.	524.
	48"		36"	BB1MBK782048CF	470.	507.	527.	547.
	60"		36"	BB1MBK782060CF	509.	546.	568.	587.
	72"		36"	BB1MBK782072CF	*	*	*	*

Order Code

Example:

Specification Information

Specify a paint color for the metal portion of the back which is visible from the inside of the unit and a fabric for the fabric insert on the back side.

Application Notes

Mid back covers a standard shelf down to the underside of either a worksurface or credenza height worksurface shelf.

57" h mid back only available for use with 15" h upper storage or pass-through.






78" h mid back only available for use with 20" upper storage or pass-through.

*72" w fabric backs need to be quoted as special product due to railroading of fabric.

Full Height Inside Back Inserts

16" h to 50" h fabric

Template

description	w	d	h	pattern no.	10	20	30	40
16" h full height inside back insert, fabric 	18"	1/2"	16"	BC1FFINS1618	\$114.	\$126.	\$133.	\$137.
	24"	1/2"	16"	BC1FFINS1624	136.	148.	155.	161.
	30"	1/2"	16"	BC1FFINS1630	151.	164.	171.	177.
	36"	1/2"	16"	BC1FFINS1636	164.	177.	186.	194.
	42"	1/2"	16"	BC1FFINS1642	169.	184.	195.	201.
	48"	1/2"	16"	BC1FFINS1648	178.	196.	204.	210.
22" h full height inside back insert, fabric 	18"	1/2"	22"	BC1FFINS2218	121.	133.	137.	142.
	24"	1/2"	22"	BC1FFINS2224	141.	153.	160.	166.
	30"	1/2"	22"	BC1FFINS2230	156.	168.	176.	181.
	36"	1/2"	22"	BC1FFINS2236	168.	181.	192.	198.
	42"	1/2"	22"	BC1FFINS2242	175.	190.	199.	206.
	48"	1/2"	22"	BC1FFINS2248	184.	201.	209.	216.
25" h Antenna full height inside back insert, fabric 	18"	1/2"	25"	BC1FFINS2518	127.	138.	145.	151.
	24"	1/2"	25"	BC1FFINS2524	146.	159.	166.	171.
	30"	1/2"	25"	BC1FFINS2530	161.	174.	180.	188.
	36"	1/2"	25"	BC1FFINS2536	174.	188.	198.	204.
	42"	1/2"	25"	BC1FFINS2542	180.	198.	206.	212.
	48"	1/2"	25"	BC1FFINS2548	190.	206.	214.	221.
28" h full height inside back insert, fabric 	18"	1/2"	28"	BC1FFINS2818	127.	138.	145.	151.
	23"	1/2"	28"	BC1FFINS2823	145.	157.	165.	169.
	24"	1/2"	28"	BC1FFINS2824	146.	159.	166.	171.
	29"	1/2"	28"	BC1FFINS2829	160.	173.	179.	187.
	30"	1/2"	28"	BC1FFINS2830	161.	174.	180.	188.
	36"	1/2"	28"	BC1FFINS2836	174.	188.	198.	204.
	42"	1/2"	28"	BC1FFINS2842	180.	198.	206.	212.
	48"	1/2"	28"	BC1FFINS2848	190.	206.	214.	221.
42" h full height inside back insert, fabric 	15"	1/2"	42"	BC1FFINS4215	142.	155.	163.	167.
	18"	1/2"	42"	BC1FFINS4218	142.	155.	163.	167.
	24"	1/2"	42"	BC1FFINS4224	161.	174.	180.	188.
	30"	1/2"	42"	BC1FFINS4230	176.	192.	201.	207.
	36"	1/2"	42"	BC1FFINS4236	198.	212.	222.	231.
	42"	1/2"	42"	BC1FFINS4242	224.	244.	255.	264.
	48"	1/2"	42"	BC1FFINS4248	233.	253.	265.	274.

Order Code

Example:

Specification Information

Fabric inside back inserts only work with painted or fabric backs of the same type and size.

Application Notes


Inside back insert kits include fabric insert(s) that may be placed on the interior of a back matching the type and size of the insert specified.

Inside back inserts do not work on the outside of either painted or fabric backs.

71" h and 78" h inside back insert kit includes two inserts to match the segmented back in those heights.

Full Height Inside Back Inserts

16" h to 50" h fabric

description	w	d	h	pattern no.	10	20	30	40
50" h full height inside back insert, fabric 	15"	1/2"	50"	BC1FFINS5015	\$157.	\$169.	\$177.	\$184.
	18"	1/2"	50"	BC1FFINS5018	157.	169.	177.	184.
	24"	1/2"	50"	BC1FFINS5024	174.	188.	198.	204.
	30"	1/2"	50"	BC1FFINS5030	198.	212.	222.	231.
	36"	1/2"	50"	BC1FFINS5036	225.	245.	256.	265.
	42"	1/2"	50"	BC1FFINS5042	250.	271.	282.	294.
	48"	1/2"	50"	BC1FFINS5048	274.	298.	311.	321.

Order Code

Example:

Specification Information

Fabric inside back inserts only work with painted or fabric backs of the same type and size.

Application Notes



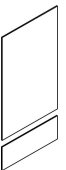
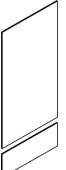
Inside back insert kits include fabric insert(s) that may be placed on the interior of a back matching the type and size of the insert specified.

Inside back inserts do not work on the outside of either painted or fabric backs.

71" h and 78" h inside back insert kit includes two inserts to match the segmented back in those heights.

Full Height Inside Back Inserts

57" h to 78" h fabric

description	w	d	h	pattern no.	10	20	30	40
57" h full height inside back insert, fabric 	15"	1/2"	57"	BC1FFINS5715	\$164.	\$176.	\$186.	\$194.
	18"	1/2"	57"	BC1FFINS5718	164.	176.	186.	194.
	24"	1/2"	57"	BC1FFINS5724	181.	199.	208.	214.
	30"	1/2"	57"	BC1FFINS5730	210.	226.	239.	247.
	36"	1/2"	57"	BC1FFINS5736	233.	253.	265.	274.
	42"	1/2"	57"	BC1FFINS5742	259.	279.	294.	303.
	48"	1/2"	57"	BC1FFINS5748	284.	307.	321.	332.
64" h full height inside back insert, fabric 	15"	1/2"	64"	BC1FFINS6415	192.	207.	216.	222.
	18"	1/2"	64"	BC1FFINS6418	192.	207.	216.	222.
	24"	1/2"	64"	BC1FFINS6424	207.	222.	233.	243.
	30"	1/2"	64"	BC1FFINS6430	244.	263.	275.	285.
	36"	1/2"	64"	BC1FFINS6436	271.	294.	305.	317.
	42"	1/2"	64"	BC1FFINS6442	295.	317.	333.	345.
	48"	1/2"	64"	BC1FFINS6448	320.	346.	363.	375.
71" h full height inside back insert, fabric 	15"	1/2"	71"	BC1FFINS7115	207.	222.	233.	243.
	18"	1/2"	71"	BC1FFINS7118	207.	222.	233.	243.
	24"	1/2"	71"	BC1FFINS7124	221.	242.	251.	260.
	30"	1/2"	71"	BC1FFINS7130	259.	279.	294.	303.
	36"	1/2"	71"	BC1FFINS7136	259.	279.	294.	303.
	42"	1/2"	71"	BC1FFINS7142	311.	336.	352.	366.
	48"	1/2"	71"	BC1FFINS7148	336.	364.	381.	394.
78" h full height inside back insert, fabric 	18"	1/2"	78"	BC1FFINS7818	221.	242.	251.	260.
	24"	1/2"	78"	BC1FFINS7824	260.	280.	295.	304.
	30"	1/2"	78"	BC1FFINS7830	295.	317.	333.	345.
	36"	1/2"	78"	BC1FFINS7836	328.	354.	371.	384.
	42"	1/2"	78"	BC1FFINS7842	366.	396.	414.	428.
	48"	1/2"	78"	BC1FFINS7848	401.	432.	453.	469.

Order Code

Example:

Specification Information

Fabric inside back inserts only work with painted or fabric backs of the same type and size.

Application Notes

Inside back insert kits include fabric insert(s) that may be placed on the interior of a back matching the type and size of the insert specified.





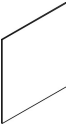
Inside back inserts do not work on the outside of either painted or fabric backs.

71" h and 78" h inside back insert kit includes two inserts to match the segmented back in those heights.

Full Height Inside Back Inserts

16" h to 50" h veneer

Template


description	w	d	h	pattern no.	V1	V2	V3
16" h full height inside back insert, veneer 	18"	1/2"	16"	BC1FVINS1618	\$157.	\$179.	\$244.
	24"	1/2"	16"	BC1FVINS1624	173.	199.	267.
	30"	1/2"	16"	BC1FVINS1630	192.	219.	297.
	36"	1/2"	16"	BC1FVINS1636	210.	243.	325.
	42"	1/2"	16"	BC1FVINS1642	231.	265.	358.
	48"	1/2"	16"	BC1FVINS1648	255.	294.	396.
22" h full height inside back insert, veneer 	18"	1/2"	22"	BC1FVINS2218	163.	186.	250.
	24"	1/2"	22"	BC1FVINS2224	177.	204.	274.
	30"	1/2"	22"	BC1FVINS2230	197.	224.	303.
	36"	1/2"	22"	BC1FVINS2236	216.	249.	334.
	42"	1/2"	22"	BC1FVINS2242	237.	272.	367.
	48"	1/2"	22"	BC1FVINS2248	260.	300.	407.
25" h Antenna full height inside back insert, veneer 	18"	1/2"	25"	BC1FVINS2518	169.	196.	263.
	24"	1/2"	25"	BC1FVINS2524	206.	235.	317.
	30"	1/2"	25"	BC1FVINS2530	249.	285.	384.
	36"	1/2"	25"	BC1FVINS2536	273.	314.	425.
	42"	1/2"	25"	BC1FVINS2542	301.	345.	468.
	48"	1/2"	25"	BC1FVINS2548	330.	380.	513.
28" h full height inside back insert, veneer 	18"	1/2"	28"	BC1FVINS2818	169.	196.	263.
	23"	1/2"	28"	BC1FVINS2823	187.	214.	289.
	24"	1/2"	28"	BC1FVINS2824	206.	235.	317.
	29"	1/2"	28"	BC1FVINS2829	225.	260.	349.
	30"	1/2"	28"	BC1FVINS2830	249.	285.	384.
	36"	1/2"	28"	BC1FVINS2836	273.	314.	425.
	42"	1/2"	28"	BC1FVINS2842	301.	345.	468.
	48"	1/2"	28"	BC1FVINS2848	330.	380.	513.
42" h full height inside back insert, veneer 	15"	1/2"	42"	BC1FVINS4215	197.	224.	303.
	18"	1/2"	42"	BC1FVINS4218	197.	224.	303.
	24"	1/2"	42"	BC1FVINS4224	216.	249.	334.
	30"	1/2"	42"	BC1FVINS4230	237.	272.	367.
	36"	1/2"	42"	BC1FVINS4236	260.	300.	407.
	42"	1/2"	42"	BC1FVINS4242	286.	330.	445.
	48"	1/2"	42"	BC1FVINS4248	315.	363.	491.

Order Code	Specification Information	Application Notes
Example: _____ _____ _____ _____	Veneer inside back inserts only work with painted backs of the same type and size. Grain pattern is vertical.	Inside back insert kits include veneer insert(s) that may be placed on the interior of a back matching the type and size of the insert specified. Inside back inserts do not work on the outside of either painted or fabric backs.

Full Height Inside Back Inserts

16" h to 50" h veneer

Template

description	w	d	h	pattern no.	V1	V2	V3
50" h full height inside back insert, veneer 	15"	1/2"	50"	BC1FVINS5015	\$207.	\$239.	\$320.
	18"	1/2"	50"	BC1FVINS5018	207.	239.	320.
	24"	1/2"	50"	BC1FVINS5024	226.	262.	353.
	30"	1/2"	50"	BC1FVINS5030	250.	287.	387.
	36"	1/2"	50"	BC1FVINS5036	274.	315.	426.
	42"	1/2"	50"	BC1FVINS5042	302.	347.	471.
	48"	1/2"	50"	BC1FVINS5048	340.	389.	526.

Order Code

Example:

Specification Information

Veneer inside back inserts only work with painted backs of the same type and size.
 Grain pattern is vertical.

Application Notes



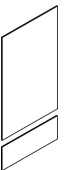
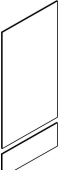
Inside back insert kits include veneer insert(s) that may be placed on the interior of a back matching the type and size of the insert specified.

Inside back inserts do not work on the outside of either painted or fabric backs.

Full Height Inside Back Inserts

57" h to 78" h veneer

Template

description	w	d	h	pattern no.	V1	V2	V3
57" h full height inside back insert, veneer 	15"	1/2"	57"	BC1FVINS5715	\$226.	\$262.	\$353.
	18"	1/2"	57"	BC1FVINS5718	250.	287.	387.
	24"	1/2"	57"	BC1FVINS5724	274.	315.	426.
	30"	1/2"	57"	BC1FVINS5730	302.	347.	471.
	36"	1/2"	57"	BC1FVINS5736	332.	382.	517.
	42"	1/2"	57"	BC1FVINS5742	367.	423.	568.
	48"	1/2"	57"	BC1FVINS5748	403.	462.	623.
64" h full height inside back insert, veneer 	15"	1/2"	64"	BC1FVINS6415	250.	287.	387.
	18"	1/2"	64"	BC1FVINS6418	274.	315.	426.
	24"	1/2"	64"	BC1FVINS6424	302.	347.	471.
	30"	1/2"	64"	BC1FVINS6430	332.	382.	517.
	36"	1/2"	64"	BC1FVINS6436	366.	422.	567.
	42"	1/2"	64"	BC1FVINS6442	403.	462.	623.
	48"	1/2"	64"	BC1FVINS6448	441.	510.	688.
71" h full height inside back insert, veneer 	15"	1/2"	71"	BC1FVINS7115	274.	315.	426.
	18"	1/2"	71"	BC1FVINS7118	302.	347.	471.
	24"	1/2"	71"	BC1FVINS7124	332.	382.	517.
	30"	1/2"	71"	BC1FVINS7130	366.	422.	567.
	36"	1/2"	71"	BC1FVINS7136	403.	462.	623.
	42"	1/2"	71"	BC1FVINS7142	441.	510.	688.
	48"	1/2"	71"	BC1FVINS7148	484.	560.	755.
78" h full height inside back insert, veneer 	18"	1/2"	78"	BC1FVINS7818	302.	347.	471.
	24"	1/2"	78"	BC1FVINS7824	332.	382.	517.
	30"	1/2"	78"	BC1FVINS7830	366.	422.	567.
	36"	1/2"	78"	BC1FVINS7836	403.	462.	623.
	42"	1/2"	78"	BC1FVINS7842	441.	510.	688.
	48"	1/2"	78"	BC1FVINS7848	492.	564.	764.

Order Code

Example:

Specification Information

Veneer inside back inserts only work with painted backs of the same type and size.
 Grain pattern is vertical.

Application Notes

Inside back insert kits include veneer insert(s) that may be placed on the interior of a back matching the type and size of the insert specified.

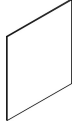
Inside back inserts do not work on the outside of either painted or fabric backs.

71" h and 78" h inside back insert kit includes two inserts to match the segmented back in those heights.

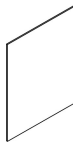
Lower Inside Back Inserts

42" h, 44" h and 49" h fabric

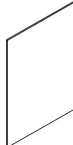
description	w	d	h	pattern no.	10	20	30	40
42" h lower inside back insert, fabric For use on 57" h unit with 15" h top pass-through or reversed storage	18"	1/2"	42"	BC1LFINS4218	\$138.	\$151.	\$157.	\$163.
	24"	1/2"	42"	BC1LFINS4224	156.	168.	176.	181.
	30"	1/2"	42"	BC1LFINS4230	171.	186.	195.	202.
	36"	1/2"	42"	BC1LFINS4236	198.	212.	222.	231.
	42"	1/2"	42"	BC1LFINS4242	217.	235.	246.	255.
	48"	1/2"	42"	BC1LFINS4248	222.	243.	253.	262.



44" h lower inside back insert, fabric For use on 64" h unit with 20" h top pass-through or reversed storage	18"	1/2"	44"	BC1LFINS4418	138.	151.	157.	163.
	24"	1/2"	44"	BC1LFINS4424	157.	169.	177.	184.
	30"	1/2"	44"	BC1LFINS4430	157.	169.	177.	184.
	36"	1/2"	44"	BC1LFINS4436	201.	217.	225.	233.
	42"	1/2"	44"	BC1LFINS4442	219.	239.	249.	258.
	48"	1/2"	44"	BC1LFINS4448	225.	245.	256.	265.



49" h lower inside back insert, fabric For use on 64" h unit with 15" h top pass-through or reversed storage	18"	1/2"	49"	BC1LFINS4918	145.	157.	165.	169.
	24"	1/2"	49"	BC1LFINS4924	164.	177.	186.	194.
	30"	1/2"	49"	BC1LFINS4930	174.	188.	198.	204.
	36"	1/2"	49"	BC1LFINS4936	212.	230.	243.	250.
	42"	1/2"	49"	BC1LFINS4942	221.	242.	251.	260.
	48"	1/2"	49"	BC1LFINS4948	229.	247.	259.	267.

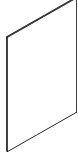


Order Code	Specification Information	Application Notes
Example: _____ _____ _____ _____	Fabric inside back inserts only work with painted or fabric backs of the same type and size.	Inside back insert kits include fabric insert(s) that may be placed on the interior of a back matching the type and size of the insert specified. Inside back inserts do not work on the outside of either painted or fabric backs.


Lower Inside Back Inserts

51" h, 56" h and 58" h fabric

description	w	d	h	pattern no.	10	20	30	40
51" h lower inside back insert, fabric For use on 71" h unit with 20" h top pass-through or reversed storage	18"	1/2"	51"	BC1LFINS5118	\$150.	\$163.	\$168.	\$175.
	24"	1/2"	51"	BC1LFINS5124	169.	184.	194.	199.
	30"	1/2"	51"	BC1LFINS5130	179.	196.	204.	211.
	36"	1/2"	51"	BC1LFINS5136	225.	245.	256.	265.
	42"	1/2"	51"	BC1LFINS5142	235.	255.	266.	275.
	48"	1/2"	51"	BC1LFINS5148	263.	284.	298.	307.



56" h lower inside back insert, fabric For use on 71" h unit with 15" h top pass-through or reversed storage	18"	1/2"	56"	BC1LFINS5618	152.	165.	171.	177.
	24"	1/2"	56"	BC1LFINS5624	174.	188.	198.	204.
	30"	1/2"	56"	BC1LFINS5630	187.	203.	211.	219.
	36"	1/2"	56"	BC1LFINS5636	235.	255.	266.	275.
	42"	1/2"	56"	BC1LFINS5642	245.	264.	277.	286.
	48"	1/2"	56"	BC1LFINS5648	269.	293.	304.	315.



58" h lower inside back insert, fabric For use on 78" h unit with 20" h top pass-through or reversed storage	18"	1/2"	58"	BC1LFINS5818	155.	167.	175.	179.
	24"	1/2"	58"	BC1LFINS5824	175.	190.	199.	206.
	30"	1/2"	58"	BC1LFINS5830	192.	207.	216.	222.
	36"	1/2"	58"	BC1LFINS5836	242.	260.	272.	282.
	42"	1/2"	58"	BC1LFINS5842	251.	272.	284.	295.
	48"	1/2"	58"	BC1LFINS5848	273.	297.	310.	320.



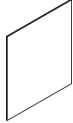
Order Code	Specification Information	Application Notes
Example: _____ _____ _____ _____	Fabric inside back inserts only work with painted or fabric backs of the same type and size.	Inside back insert kits include fabric insert(s) that may be placed on the interior of a back matching the type and size of the insert specified. Inside back inserts do not work on the outside of either painted or fabric backs.

Lower Inside Back Inserts

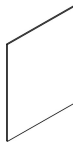
42" h, 44" h and 49" h veneer

Template

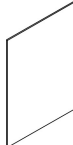
description	w	d	h	pattern no.	V1	V2	V3
42" h lower inside back insert, veneer For use on 57" h unit with 15" h top pass-through or reversed storage	18"	1/2"	42"	BC1LVINS4218	\$197.	\$224.	\$303.
	24"	1/2"	42"	BC1LVINS4224	216.	249.	334.
	30"	1/2"	42"	BC1LVINS4230	237.	272.	367.
	36"	1/2"	42"	BC1LVINS4236	260.	300.	407.
	42"	1/2"	42"	BC1LVINS4242	286.	330.	445.
	48"	1/2"	42"	BC1LVINS4248	315.	363.	491.



44" h lower inside back insert, veneer For use on 64" h unit with 20" h top pass-through or reversed storage	18"	1/2"	44"	BC1LVINS4418	216.	249.	334.
	24"	1/2"	44"	BC1LVINS4424	237.	272.	367.
	30"	1/2"	44"	BC1LVINS4430	260.	300.	407.
	36"	1/2"	44"	BC1LVINS4436	286.	330.	445.
	42"	1/2"	44"	BC1LVINS4442	315.	363.	491.
	48"	1/2"	44"	BC1LVINS4448	346.	401.	539.



49" h lower inside back insert, veneer For use on 64" h unit with 15" h top pass-through or reversed storage	18"	1/2"	49"	BC1LVINS4918	237.	272.	367.
	24"	1/2"	49"	BC1LVINS4924	260.	300.	407.
	30"	1/2"	49"	BC1LVINS4930	286.	330.	445.
	36"	1/2"	49"	BC1LVINS4936	315.	363.	491.
	42"	1/2"	49"	BC1LVINS4942	346.	401.	539.
	48"	1/2"	49"	BC1LVINS4948	381.	438.	591.



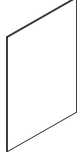
Order Code	Specification Information	Application Notes
Example: _____ _____ _____ _____	Veneer inside back inserts only work with painted backs of the same type and size. Grain pattern is vertical.	Inside back insert kits include veneer insert(s) that may be placed on the interior of a back matching the type and size of the insert specified. Inside back inserts do not work on the outside of either painted or fabric backs.

Lower Inside Back Inserts


51" h, 56" h and 58" h veneer

Template

description	w	d	h	pattern no.	V1	V2	V3
51" h lower inside back insert, veneer For use on 71" h unit with 20" h top pass-through or reversed storage	18"	1/2"	51"	BC1LVINS5118	\$210.	\$243.	\$325.
	24"	1/2"	51"	BC1LVINS5124	231.	265.	358.
	30"	1/2"	51"	BC1LVINS5130	255.	294.	396.
	36"	1/2"	51"	BC1LVINS5136	279.	321.	435.
	42"	1/2"	51"	BC1LVINS5142	307.	353.	477.
	48"	1/2"	51"	BC1LVINS5148	339.	388.	525.



56" h lower inside back insert, veneer For use on 71" h unit with 15" h top pass-through or reversed storage	18"	1/2"	56"	BC1LVINS5618	226.	262.	353.
	24"	1/2"	56"	BC1LVINS5624	250.	287.	387.
	30"	1/2"	56"	BC1LVINS5630	274.	315.	426.
	36"	1/2"	56"	BC1LVINS5636	302.	347.	471.
	42"	1/2"	56"	BC1LVINS5642	332.	382.	517.
	48"	1/2"	56"	BC1LVINS5648	367.	423.	568.



58" h lower inside back insert, veneer For use on 78" h unit with 20" h top pass-through or reversed storage	18"	1/2"	58"	BC1LVINS5818	250.	287.	387.
	24"	1/2"	58"	BC1LVINS5824	274.	315.	426.
	30"	1/2"	58"	BC1LVINS5830	302.	347.	471.
	36"	1/2"	58"	BC1LVINS5836	332.	382.	517.
	42"	1/2"	58"	BC1LVINS5842	366.	422.	567.
	48"	1/2"	58"	BC1LVINS5848	403.	462.	623.



Order Code	Specification Information	Application Notes	
Example: _____ _____ _____ _____	Veneer inside back inserts only work with painted backs of the same type and size. Grain pattern is vertical.	Inside back insert kits include veneer insert(s) that may be placed on the interior of a back matching the type and size of the insert specified.	Inside back inserts do not work on the outside of either painted or fabric backs.

Upper Inside Back Inserts

14" h, 15" h, 20" h and 22" h fabric

Template

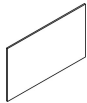
description	w	d	h	pattern no.	10	20	30	40
14" h upper inside back insert, fabric For use on 42" h unit with reversal at worksurface height (not compatible with 15" h door components)	18"	1/2"	14"	BC1UFINS1418	\$82.	\$88.	\$93.	\$95.
	24"	1/2"	14"	BC1UFINS1424	87.	94.	98.	101.
	30"	1/2"	14"	BC1UFINS1430	92.	99.	105.	108.
	36"	1/2"	14"	BC1UFINS1436	96.	105.	110.	113.
	42"	1/2"	14"	BC1UFINS1442	99.	109.	112.	115.
	48"	1/2"	14"	BC1UFINS1448	106.	114.	121.	124.



15" h upper inside back insert, fabric For use on 57" h and taller units with pass-through or reversed shelf storage below (compatible with all 15" h door kits)	18"	1/2"	15"	BC1UFINS1518	83.	91.	94.	96.
	24"	1/2"	15"	BC1UFINS1524	88.	95.	99.	103.
	30"	1/2"	15"	BC1UFINS1530	93.	100.	106.	110.
	36"	1/2"	15"	BC1UFINS1536	98.	106.	111.	114.
	42"	1/2"	15"	BC1UFINS1542	100.	110.	114.	119.
	48"	1/2"	15"	BC1UFINS1548	108.	115.	122.	126.
	60"	1/2"	15"	BC1UFINS1560	121.	129.	136.	139.
	72"	1/2"	15"	BC1UFINS1572	*	*	*	*



20" h upper inside back insert, fabric For use on 57" h and taller units with pass-through or reversed shelf storage below (compatible with all 20" h door kits)	18"	1/2"	20"	BC1UFINS2018	110.	119.	124.	129.
	24"	1/2"	20"	BC1UFINS2024	103.	112.	117.	122.
	30"	1/2"	20"	BC1UFINS2030	113.	123.	129.	135.
	36"	1/2"	20"	BC1UFINS2036	123.	135.	141.	145.
	42"	1/2"	20"	BC1UFINS2042	128.	139.	146.	152.
	48"	1/2"	20"	BC1UFINS2048	136.	148.	155.	160.
	60"	1/2"	20"	BC1UFINS2060	150.	161.	167.	173.
	72"	1/2"	20"	BC1UFINS2072	*	*	*	*

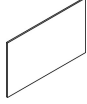


Order Code	Specification Information	Application Information
Example: _____ _____ _____ _____	Fabric inside back inserts only work with painted or fabric backs of the same type and size unless inside insert support kit is specified.	An inside insert support kit (BC1FINSCLIP, \$53 list) is available to support an inside insert from the back of a worksurface shelf or veneer standard shelf. Inside back inserts do not work on the outside of either painted or fabric backs. *72" w fabric backs need to be quoted as special product due to railroading of fabric.

Upper Inside Back Inserts

14" h, 15" h, 20" h and 22" h fabric

description	w	d	h	pattern no.	10	20	30	40
22" h upper inside back insert, fabric	18"	1/2"	22"	BC1UFINS2218	\$121.	\$133.	\$137.	\$142.
For use on 50" h unit reversal at worksurface height	24"	1/2"	22"	BC1UFINS2224	113.	123.	129.	135.
	30"	1/2"	22"	BC1UFINS2230	126.	137.	143.	150.
	36"	1/2"	22"	BC1UFINS2236	137.	150.	156.	161.
	42"	1/2"	22"	BC1UFINS2242	142.	155.	163.	167.
	48"	1/2"	22"	BC1UFINS2248	150.	163.	168.	175.



Order Code

Example:

Specification Information

Fabric inside back inserts only work with painted or fabric backs of the same type and size unless inside insert support kit is specified.

Application Information

An inside insert support kit (BCIFINSCLIP, \$53 list) is available to support an inside insert from the back of a worksurface shelf or veneer standard shelf.

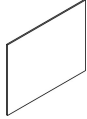
Inside back inserts do not work on the outside of either painted or fabric backs.

*72" w fabric backs need to be quoted as special product due to railroading of fabric.

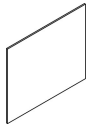
Upper Inside Back Inserts

28"h, 29"h, 35"h and 36"h fabric

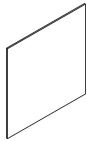
description	w	d	h	pattern no.	10	20	30	40
28"h upper inside back insert, fabric For use on 50"h unit reversal at credenza height	18"	1/2"	28"	BC1UFINS2818	\$133.	\$142.	\$150.	\$155.
	24"	1/2"	28"	BC1UFINS2824	146.	159.	166.	171.
	30"	1/2"	28"	BC1UFINS2830	163.	175.	181.	190.
	36"	1/2"	28"	BC1UFINS2836	175.	190.	199.	206.
	42"	1/2"	28"	BC1UFINS2842	181.	199.	208.	214.
	48"	1/2"	28"	BC1UFINS2848	192.	207.	216.	222.



29"h upper inside back insert, fabric For use on 50"h unit reversal at worksurface height	18"	1/2"	29"	BC1UFINS2918	133.	142.	150.	155.
	24"	1/2"	29"	BC1UFINS2924	146.	159.	166.	171.
	30"	1/2"	29"	BC1UFINS2930	163.	175.	181.	190.
	36"	1/2"	29"	BC1UFINS2936	175.	190.	199.	206.
	42"	1/2"	29"	BC1UFINS2942	181.	199.	208.	214.
	48"	1/2"	29"	BC1UFINS2948	192.	207.	216.	222.



35"h upper inside back insert, fabric For use on 50"h unit reversal at credenza height	18"	1/2"	35"	BC1UFINS3518	138.	151.	157.	163.
	24"	1/2"	35"	BC1UFINS3524	155.	167.	175.	179.
	30"	1/2"	35"	BC1UFINS3530	169.	184.	194.	199.
	36"	1/2"	35"	BC1UFINS3536	187.	203.	211.	219.
	42"	1/2"	35"	BC1UFINS3542	195.	209.	219.	225.
	48"	1/2"	35"	BC1UFINS3548	202.	218.	226.	237.

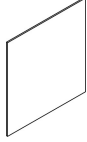


Order Code	Specificaiton Information	Application Notes
Example: _____ _____ _____ _____	Fabric inside back inserts only work with painted or fabric backs of the same type and size unless inside insert support kit is specified.	An inside insert support kit (BCIFINSCLIP, \$53 list) is available to support an inside insert from the back of a worksurface shelf or veneer standard shelf. Inside back inserts do not work on the outside of either painted or fabric backs.

Upper Inside Back Inserts

28"h, 29"h, 35"h and 36"h fabric

description	w	d	h	pattern no.	10	20	30	40
36"h upper inside back insert, fabric	18"	1/2"	36"	BC1UFINS3618	\$138.	\$151.	\$157.	\$163.
For use on 64"h unit reversal at worksurface height	24"	1/2"	36"	BC1UFINS3624	155.	167.	175.	179.
	30"	1/2"	36"	BC1UFINS3630	169.	184.	194.	199.
	36"	1/2"	36"	BC1UFINS3636	187.	203.	211.	219.
	42"	1/2"	36"	BC1UFINS3642	195.	209.	219.	225.
	48"	1/2"	36"	BC1UFINS3648	202.	218.	226.	237.



Order Code

Example:

Specificaiton Information

Fabric inside back inserts only work with painted or fabric backs of the same type and size unless inside insert support kit is specified.

Application Notes

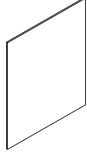
An inside insert support kit (BCIFINSCLIP, \$53 list) is available to support an inside insert from the back of a worksurface shelf or veneer standard shelf.

Inside back inserts do not work on the outside of either painted or fabric backs.

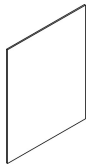
Upper Inside Back Inserts

42" h, 43" h and 49" h fabric

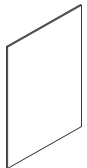
description	w	d	he	pattern no.	10	20	30	40
42" h upper inside back insert, fabric For use on 64" h unit reversal at credenza height	18"	1/2"	42"	BC1UFINS4218	\$146.	\$159.	\$166.	\$171.
	24"	1/2"	42"	BC1UFINS4224	161.	174.	180.	188.
	30"	1/2"	42"	BC1UFINS4230	176.	192.	201.	207.
	36"	1/2"	42"	BC1UFINS4236	198.	212.	222.	231.
	42"	1/2"	42"	BC1UFINS4242	224.	244.	255.	264.
	48"	1/2"	42"	BC1UFINS4248	233.	253.	265.	274.



43" h upper inside back insert, fabric For use on 71" h unit reversal at worksurface height	18"	1/2"	43"	BC1UFINS4318	146.	159.	166.	171.
	24"	1/2"	43"	BC1UFINS4324	161.	174.	180.	188.
	30"	1/2"	43"	BC1UFINS4330	176.	192.	201.	207.
	36"	1/2"	43"	BC1UFINS4336	198.	212.	222.	231.
	42"	1/2"	43"	BC1UFINS4342	224.	244.	255.	264.
	48"	1/2"	43"	BC1UFINS4348	233.	253.	265.	274.



49" h upper inside back insert, fabric For use on 71" h unit reversal at credenza height	18"	1/2"	49"	BC1UFINS4918	152.	164.	171.	177.
	24"	1/2"	49"	BC1UFINS4924	166.	179.	188.	196.
	30"	1/2"	49"	BC1UFINS4930	181.	198.	207.	212.
	36"	1/2"	49"	BC1UFINS4936	204.	220.	231.	240.
	42"	1/2"	49"	BC1UFINS4942	232.	251.	264.	273.
	48"	1/2"	49"	BC1UFINS4948	243.	263.	274.	284.



Order Code	Specification Information	Application Notes
Example: _____ _____ _____ _____	Fabric inside back inserts only work with painted or fabric backs of the same type and size unless inside insert support kit is specified.	An inside insert support kit (BC1FINSCLIP, \$53 list) is available to support an inside insert from the back of a worksurface shelf or veneer standard shelf. Inside back inserts do not work on the outside of either painted or fabric backs.

Upper Inside Back Inserts

14" h, 15" h, 20" h and 22" h veneer

Template

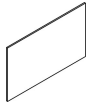
description	w	d	h	pattern no.	V1	V2	V3
14" h upper inside back insert, veneer For use on 42" h unit reversal at worksurface height (not compatible with 15" h door components)	18"	1/2"	14"	BC1UVINS1418	\$160.	\$181.	\$247.
	24"	1/2"	14"	BC1UVINS1424	163.	186.	250.
	30"	1/2"	14"	BC1UVINS1430	177.	204.	274.
	36"	1/2"	14"	BC1UVINS1436	197.	224.	303.
	42"	1/2"	14"	BC1UVINS1442	216.	249.	334.
	48"	1/2"	14"	BC1UVINS1448	237.	272.	367.



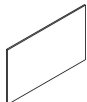
15" h upper inside back insert, veneer For use on 57" h and taller units with pass-through or reversed shelf storage below (compatible with all 15" h door kits)	18"	1/2"	15"	BC1UVINS1518	160.	181.	247.
	24"	1/2"	15"	BC1UVINS1524	163.	186.	250.
	30"	1/2"	15"	BC1UVINS1530	177.	204.	274.
	36"	1/2"	15"	BC1UVINS1536	197.	224.	303.
	42"	1/2"	15"	BC1UVINS1542	216.	249.	334.
	48"	1/2"	15"	BC1UVINS1548	237.	272.	367.
	60"	1/2"	15"	BC1UVINS1560	256.	297.	402.
	72"	1/2"	15"	BC1UVINS1572	260.	300.	407.



20" h upper inside back insert, veneer For use on 57" h and taller units with pass-through or reversed shelf storage below (compatible with all 20" h door kits)	18"	1/2"	20"	BC1UVINS2018	164.	188.	253.
	24"	1/2"	20"	BC1UVINS2024	178.	206.	277.
	30"	1/2"	20"	BC1UVINS2030	198.	226.	307.
	36"	1/2"	20"	BC1UVINS2036	217.	250.	337.
	42"	1/2"	20"	BC1UVINS2042	240.	274.	370.
	48"	1/2"	20"	BC1UVINS2048	263.	302.	410.
	60"	1/2"	20"	BC1UVINS2060	282.	325.	441.
	72"	1/2"	20"	BC1UVINS2072	289.	332.	451.



22" h upper inside back insert, veneer For use on 50" h unit reversal at worksurface height.	18"	1/2"	22"	BC1UVINS2218	166.	192.	258.
	24"	1/2"	22"	BC1UVINS2224	181.	210.	284.
	30"	1/2"	22"	BC1UVINS2230	201.	230.	310.
	36"	1/2"	22"	BC1UVINS2236	220.	253.	343.
	42"	1/2"	22"	BC1UVINS2242	243.	278.	375.
	48"	1/2"	22"	BC1UVINS2248	266.	305.	414.

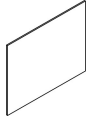


Order Code	Specification Information	Application Notes
Example: _____ _____ _____ _____	Veneer inside back inserts only work with painted backs of the same type and size unless inside insert support kit is specified. Grain direction is vertical.	An inside insert support kit (BC1FINSCLIP, \$53 list) is available to support an inside insert from the back of a worksurface shelf or veneer standard shelf. Inside back inserts do not work on the outside of either painted or fabric backs.

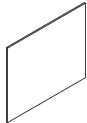
Upper Inside Back Inserts

28"h, 29"h, 35"h and 36"h veneer

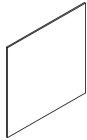
description	w	d	h	pattern no.	V1	V2	V3
28"h upper inside back insert, veneer	18"	1/2"	28"	BC1UVINS2818	\$169.	\$196.	\$263.
For use on 50"h unit reversal at credenza height	24"	1/2"	28"	BC1UVINS2824	187.	214.	289.
	30"	1/2"	28"	BC1UVINS2830	206.	235.	317.
	36"	1/2"	28"	BC1UVINS2836	225.	260.	349.
	42"	1/2"	28"	BC1UVINS2842	249.	285.	384.
	48"	1/2"	28"	BC1UVINS2848	273.	314.	425.



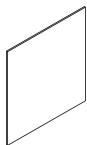
29"h upper inside back insert, veneer	18"	1/2"	29"	BC1UVINS2918	171.	198.	266.
For use on 57"h unit reversal at worksurface height	24"	1/2"	29"	BC1UVINS2924	188.	216.	290.
	30"	1/2"	29"	BC1UVINS2930	207.	239.	320.
	36"	1/2"	29"	BC1UVINS2936	226.	262.	353.
	42"	1/2"	29"	BC1UVINS2942	250.	287.	387.
	48"	1/2"	29"	BC1UVINS2948	274.	315.	426.



35"h upper inside back insert, veneer	18"	1/2"	35"	BC1UVINS3518	177.	204.	274.
For use on 57"h unit reversal at credenza height	24"	1/2"	35"	BC1UVINS3524	197.	224.	303.
	30"	1/2"	35"	BC1UVINS3530	214.	246.	331.
	36"	1/2"	35"	BC1UVINS3536	237.	272.	367.
	42"	1/2"	35"	BC1UVINS3542	260.	300.	407.
	48"	1/2"	35"	BC1UVINS3548	285.	328.	444.



36"h upper inside back insert, veneer	18"	1/2"	36"	BC1UVINS3618	178.	206.	277.
For use on 64"h unit reversal at worksurface height	24"	1/2"	36"	BC1UVINS3624	198.	226.	307.
	30"	1/2"	36"	BC1UVINS3630	217.	250.	337.
	36"	1/2"	36"	BC1UVINS3636	239.	273.	369.
	42"	1/2"	36"	BC1UVINS3642	262.	301.	408.
	48"	1/2"	36"	BC1UVINS3648	287.	331.	449.



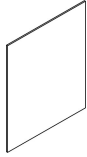
Order Code	Specification Information	Application Notes
Example: _____ _____ _____ _____	Veneer inside back inserts only work with painted backs of the same type and size unless inside insert support kit is specified. Grain direction is vertical.	An inside insert support kit (BCIFINSCLIP, \$53 list) is available to support an inside insert from the back of a worksurface shelf or veneer standard shelf. Inside back inserts do not work on the outside of either painted or fabric backs.

Upper Inside Back Inserts

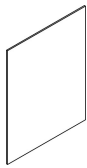
42" h, 43" h and 49" h veneer

Template

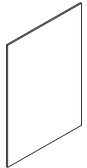
description	w	d	h	pattern no.	V1	V2	V3
42" h upper inside back insert, veneer	18"	1/2"	42"	BC1UVINS4218	\$187.	\$214.	\$289.
For use on 64" h unit reversal at credenza height	24"	1/2"	42"	BC1UVINS4224	206.	235.	317.
	30"	1/2"	42"	BC1UVINS4230	225.	260.	349.
	36"	1/2"	42"	BC1UVINS4236	249.	285.	384.
	42"	1/2"	42"	BC1UVINS4242	273.	314.	425.
	48"	1/2"	42"	BC1UVINS4248	301.	345.	468.



43" h upper inside back insert, veneer	18"	1/2"	43"	BC1UVINS4318	190.	218.	295.
For use on 71" h unit reversal at worksurface height	24"	1/2"	43"	BC1UVINS4324	208.	240.	322.
	30"	1/2"	43"	BC1UVINS4330	229.	263.	354.
	36"	1/2"	43"	BC1UVINS4336	252.	290.	389.
	42"	1/2"	43"	BC1UVINS4342	277.	319.	431.
	48"	1/2"	43"	BC1UVINS4348	304.	349.	473.




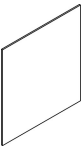
49" h upper inside back insert, veneer	18"	1/2"	49"	BC1UVINS4918	198.	226.	307.
For use on 71" h unit reversal at credenza height	24"	1/2"	49"	BC1UVINS4924	217.	250.	337.
	30"	1/2"	49"	BC1UVINS4930	240.	274.	370.
	36"	1/2"	49"	BC1UVINS4936	263.	302.	410.
	42"	1/2"	49"	BC1UVINS4942	289.	332.	451.
	48"	1/2"	49"	BC1UVINS4948	317.	366.	493.



Order Code	Specification Information	Application Notes
Example: _____ _____ _____ _____	Veneer inside back inserts only work with painted backs of the same type and size unless inside insert support kit is specified. Grain direction is vertical.	An inside insert support kit (BCIFINSCLIP, \$53 list) is available to support an inside insert from the back of a worksurface shelf or veneer standard shelf. Inside back inserts do not work on the outside of either painted or fabric backs.

Mid Inside Back Inserts

57" h unit fabric

description	w	d	h	pattern no.	10	20	30	40
Mid inside back insert for 57" h unit, fabric reversal at worksurface height with 15" upper storage 	18"	1/2"	14"	BC1MFINS1418	\$124.	\$136.	\$142.	\$148.
	24"	1/2"	14"	BC1MFINS1424	124.	136.	142.	148.
	30"	1/2"	14"	BC1MFINS1430	129.	141.	148.	153.
	36"	1/2"	14"	BC1MFINS1436	142.	155.	163.	167.
	42"	1/2"	14"	BC1MFINS1442	145.	157.	165.	169.
	48"	1/2"	14"	BC1MFINS1448	148.	160.	167.	174.
	60"	1/2"	14"	BC1MFINS1460	161.	173.	179.	187.
	72"	1/2"	14"	BC1MFINS1472	*	*	*	*
Mid inside back insert for 57" h unit, fabric reversal at credenza height with 15" upper storage 	18"	1/2"	20"	BC1MFINS2018	142.	155.	163.	167.
	24"	1/2"	20"	BC1MFINS2024	142.	155.	163.	167.
	30"	1/2"	20"	BC1MFINS2030	148.	160.	167.	174.
	36"	1/2"	20"	BC1MFINS2036	165.	177.	187.	195.
	42"	1/2"	20"	BC1MFINS2042	168.	181.	192.	198.
	48"	1/2"	20"	BC1MFINS2048	174.	188.	198.	204.
	60"	1/2"	20"	BC1MFINS2060	187.	202.	210.	217.
	72"	1/2"	20"	BC1MFINS2072	*	*	*	*

Order Code

Example:

Specification Information

Fabric inside back inserts only work with painted or fabric backs of the same type and size unless inside insert support kit is specified.

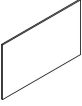
Application Notes

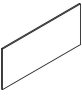
An inside insert support kit (BC1FINSCLIP, \$53 list) is available to support an inside insert from the back of a worksurface shelf or veneer standard shelf.

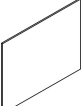
Inside back inserts to not work on the outside of either painted or fabric backs.

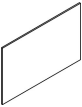
Mid Inside Back Inserts

64" h unit fabric

description	w	d	h	pattern no.	10	20	30	40
Mid inside back insert for 64" h unit, fabric reversal at worksurface height with 15" upper storage 	18"	1/2"	21"	BC1MFINS2118	\$142.	\$155.	\$163.	\$167.
	24"	1/2"	21"	BC1MFINS2124	142.	155.	163.	167.
	30"	1/2"	21"	BC1MFINS2130	148.	160.	167.	174.
	36"	1/2"	21"	BC1MFINS2136	165.	177.	187.	195.
	42"	1/2"	21"	BC1MFINS2142	168.	181.	192.	198.
	48"	1/2"	21"	BC1MFINS2148	174.	188.	198.	204.
	60"	1/2"	21"	BC1MFINS2160	187.	202.	210.	217.
	72"	1/2"	21"	BC1MFINS2172	*	*	*	*

Mid inside back insert for 64" h unit, fabric reversal at worksurface height with 20" upper storage 	18"	1/2"	16"	BC1MFINS1618	129.	141.	148.	153.
	24"	1/2"	16"	BC1MFINS1624	129.	141.	148.	153.
	30"	1/2"	16"	BC1MFINS1630	136.	148.	155.	160.
	36"	1/2"	16"	BC1MFINS1636	148.	160.	167.	174.
	42"	1/2"	16"	BC1MFINS1642	152.	165.	171.	177.
	48"	1/2"	16"	BC1MFINS1648	156.	168.	176.	181.
	60"	1/2"	16"	BC1MFINS1660	168.	180.	190.	197.
	72"	1/2"	16"	BC1MFINS1672	*	*	*	*

Mid inside back insert for 64" h unit, fabric reversal at credenza height with 15" upper storage 	18"	1/2"	27"	BC1MFINS2718	153.	166.	174.	179.
	24"	1/2"	27"	BC1MFINS2724	153.	166.	174.	179.
	30"	1/2"	27"	BC1MFINS2730	159.	171.	178.	184.
	36"	1/2"	27"	BC1MFINS2736	181.	199.	208.	216.
	42"	1/2"	27"	BC1MFINS2742	190.	204.	214.	220.
	48"	1/2"	27"	BC1MFINS2748	196.	211.	220.	229.
	60"	1/2"	27"	BC1MFINS2760	208.	224.	233.	243.
	72"	1/2"	27"	BC1MFINS2772	*	*	*	*

Mid inside back insert for 64" h unit, fabric reversal at credenza height with 20" upper storage 	18"	1/2"	22"	BC1MFINS2218	146.	159.	166.	171.
	24"	1/2"	22"	BC1MFINS2224	146.	159.	166.	171.
	30"	1/2"	22"	BC1MFINS2230	152.	164.	171.	177.
	36"	1/2"	22"	BC1MFINS2236	168.	180.	194.	199.
	42"	1/2"	22"	BC1MFINS2242	173.	187.	197.	203.
	48"	1/2"	22"	BC1MFINS2248	177.	195.	203.	209.
	60"	1/2"	22"	BC1MFINS2260	192.	207.	216.	221.
	72"	1/2"	22"	BC1MFINS2272	*	*	*	*

Order Code

Example:

Specification Information

Fabric inside back inserts only work with painted or fabric backs of the same type and size unless inside insert support kit is specified.

Application Notes

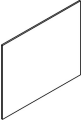
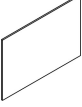
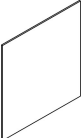
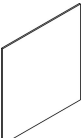
An inside insert support kit (BC1FINSCLIP, \$53 list) is available to support an inside insert from the back of a worksurface shelf or veneer standard shelf.

Inside back inserts do not work on the outside of either painted or fabric backs.

*72" w fabric backs need to be quoted as special product due to railroading of fabric.

Mid Inside Back Inserts

71" h unit fabric

description	w	d	h	pattern no.	10	20	30	40
Mid inside back insert for 71" h unit, fabric reversal at worksurface height with 15" upper storage 	18"	1/2"	28"	BC1MFINS2818	\$157.	\$169.	\$177.	\$184.
	24"	1/2"	28"	BC1MFINS2824	157.	169.	177.	184.
	30"	1/2"	28"	BC1MFINS2830	163.	175.	181.	190.
	36"	1/2"	28"	BC1MFINS2836	188.	204.	212.	220.
	42"	1/2"	28"	BC1MFINS2842	195.	209.	219.	225.
	48"	1/2"	28"	BC1MFINS2848	201.	217.	225.	233.
	60"	1/2"	28"	BC1MFINS2860	212.	230.	240.	247.
	72"	1/2"	28"	BC1MFINS2872	*	*	*	*
Mid inside back insert for 71" h unit, fabric reversal at worksurface height with 20" upper storage 	18"	1/2"	23"	BC1MFINS2318	146.	159.	166.	171.
	24"	1/2"	23"	BC1MFINS2324	146.	159.	166.	171.
	30"	1/2"	23"	BC1MFINS2330	152.	165.	171.	177.
	36"	1/2"	23"	BC1MFINS2336	173.	187.	197.	203.
	42"	1/2"	23"	BC1MFINS2342	176.	192.	201.	207.
	48"	1/2"	23"	BC1MFINS2348	180.	198.	206.	212.
	60"	1/2"	23"	BC1MFINS2360	196.	210.	218.	225.
	72"	1/2"	23"	BC1MFINS2372	*	*	*	*
Mid inside back insert for 71" h unit, fabric reversal at credenza height with 15" upper storage 	18"	1/2"	34"	BC1MFINS3418	176.	192.	201.	207.
	24"	1/2"	34"	BC1MFINS3424	176.	192.	201.	207.
	30"	1/2"	34"	BC1MFINS3430	180.	198.	207.	212.
	36"	1/2"	34"	BC1MFINS3436	211.	229.	242.	250.
	42"	1/2"	34"	BC1MFINS3442	219.	239.	249.	258.
	48"	1/2"	34"	BC1MFINS3448	225.	245.	256.	265.
	60"	1/2"	34"	BC1MFINS3460	240.	258.	269.	278.
	72"	1/2"	34"	BC1MFINS3472	*	*	*	*
Mid inside back insert for 71" h unit, fabric reversal at credenza height with 20" upper storage 	18"	1/2"	29"	BC1MFINS2918	160.	173.	179.	187.
	24"	1/2"	29"	BC1MFINS2924	160.	173.	179.	187.
	30"	1/2"	29"	BC1MFINS2930	165.	178.	187.	195.
	36"	1/2"	29"	BC1MFINS2936	194.	208.	217.	224.
	42"	1/2"	29"	BC1MFINS2942	199.	216.	222.	232.
	48"	1/2"	29"	BC1MFINS2948	206.	220.	231.	240.
	60"	1/2"	29"	BC1MFINS2960	218.	233.	245.	252.
	72"	1/2"	29"	BC1MFINS2972	*	*	*	*

Order Code

Example:

Specification Information

An inside insert support kit (BC1FINSCLIP, \$53 list) is available to support an inside insert from the back of a worksurface shelf or veneer standard shelf.

Application Notes

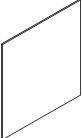
Inside back insert kits include fabric insert(s) that may be placed on the interior of a back matching the type and size of the insert specified.

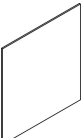
Inside back inserts do not work on the outside of either painted or fabric backs.

*72" w fabric backs need to be quoted as special product due to railroading of fabric.

Mid Inside Back Inserts

78" h unit fabric

description	w	d	h	pattern no.	10	20	30	40
Mid inside back insert for 78" h unit, fabric reversal at worksurface height with 20" upper storage 	18"	1/2"	30"	BC1MFINS3018	\$163.	\$175.	\$181.	\$190.
	24"	1/2"	30"	BC1MFINS3024	163.	175.	181.	190.
	30"	1/2"	30"	BC1MFINS3030	167.	180.	190.	197.
	36"	1/2"	30"	BC1MFINS3036	196.	210.	220.	229.
	42"	1/2"	30"	BC1MFINS3042	202.	218.	226.	237.
	48"	1/2"	30"	BC1MFINS3048	208.	224.	235.	244.
	60"	1/2"	30"	BC1MFINS3060	220.	239.	249.	256.
	72"	1/2"	30"	BC1MFINS3072	*	*	*	*

Mid inside back insert for 78" h unit, fabric reversal at credenza height with 20" upper storage 	18"	1/2"	36"	BC1MFINS3618	181.	198.	207.	214.
	24"	1/2"	36"	BC1MFINS3624	181.	198.	207.	214.
	30"	1/2"	36"	BC1MFINS3630	190.	206.	214.	220.
	36"	1/2"	36"	BC1MFINS3636	219.	239.	250.	259.
	42"	1/2"	36"	BC1MFINS3642	226.	247.	256.	266.
	48"	1/2"	36"	BC1MFINS3648	235.	253.	265.	274.
	60"	1/2"	36"	BC1MFINS3660	249.	266.	278.	287.
	72"	1/2"	36"	BC1MFINS3672	*	*	*	*

Order Code

Example:

Specification Information

Fabric inside back inserts only work with painted or fabric backs of the same type and size unless inside insert support kit is specified.

Application Notes



An inside insert support kit (BC1FINSCLIP, \$53 list) is available to support an inside insert from the back of a worksurface shelf or veneer standard shelf.

Inside back inserts to not work on the outside of either painted or fabric backs.

*72" w fabric backs need to be quoted as special product due to railroading of fabric.

Mid Inside Back Inserts





57" h unit veneer

description	w	d	h	pattern no.	V1	V2	V3
Mid inside back insert for 57" h unit, veneer reversal at worksurface height with 15" upper storage 	18"	1/2"	14"	BC1MVINS1418	\$194.	\$220.	\$299.
	24"	1/2"	14"	BC1MVINS1424	211.	244.	328.
	30"	1/2"	14"	BC1MVINS1430	232.	267.	361.
	36"	1/2"	14"	BC1MVINS1436	255.	294.	396.
	42"	1/2"	14"	BC1MVINS1442	280.	322.	436.
	48"	1/2"	14"	BC1MVINS1448	308.	354.	479.
	60"	1/2"	14"	BC1MVINS1460	361.	409.	519.
	72"	1/2"	14"	BC1MVINS1472	402.	449.	559.
Mid inside back insert for 57" h unit, veneer reversal at credenza height with 15" upper storage 	18"	1/2"	20"	BC1MVINS2018	198.	226.	307.
	24"	1/2"	20"	BC1MVINS2024	217.	250.	337.
	30"	1/2"	20"	BC1MVINS2030	240.	274.	370.
	36"	1/2"	20"	BC1MVINS2036	263.	302.	410.
	42"	1/2"	20"	BC1MVINS2042	289.	332.	451.
	48"	1/2"	20"	BC1MVINS2048	317.	366.	493.
	60"	1/2"	20"	BC1MVINS2060	357.	407.	533.
	72"	1/2"	20"	BC1MVINS2072	398.	444.	570.

Order Code	Specification Information	Application Notes
Example: _____ _____ _____ _____	Veneer inside back inserts only work with painted backs of the same type and size unless inside insert support kit is specified. Grain pattern is vertical.	An inside insert support kit (BCIFINSCLIP, \$53 list) is available to support an inside insert from the back of a worksurface shelf or veneer standard shelf. Inside back insert kits include veneer insert(s) that may be placed on the interior of a back matching the type and size of the insert specified.

Mid Inside Back Inserts





64" h unit veneer

description	w	d	h	pattern no.	V1	V2	V3
Mid inside back insert for 64" h unit, veneer reversal at worksurface height with 15" upper storage 	18"	1/2"	21"	BC1MVINS2118	\$201.	\$230.	\$310.
	24"	1/2"	21"	BC1MVINS2124	219.	252.	340.
	30"	1/2"	21"	BC1MVINS2130	243.	278.	375.
	36"	1/2"	21"	BC1MVINS2136	265.	304.	412.
	42"	1/2"	21"	BC1MVINS2142	294.	336.	455.
	48"	1/2"	21"	BC1MVINS2148	321.	370.	501.
	60"	1/2"	21"	BC1MVINS2160	346.	401.	541.
	72"	1/2"	21"	BC1MVINS2172	353.	408.	547.
Mid inside back insert for 64" h unit, veneer reversal at worksurface height with 20" upper storage 	18"	1/2"	16"	BC1MVINS1618	196.	222.	302.
	24"	1/2"	16"	BC1MVINS1624	214.	246.	331.
	30"	1/2"	16"	BC1MVINS1630	235.	271.	366.
	36"	1/2"	16"	BC1MVINS1636	259.	299.	403.
	42"	1/2"	16"	BC1MVINS1642	285.	328.	444.
	48"	1/2"	16"	BC1MVINS1648	312.	359.	484.
	60"	1/2"	16"	BC1MVINS1660	337.	387.	525.
	72"	1/2"	16"	BC1MVINS1672	344.	396.	535.
Mid inside back insert for 64" h unit, veneer reversal at credenza height with 15" upper storage 	18"	1/2"	27"	BC1MVINS2718	217.	250.	337.
	24"	1/2"	27"	BC1MVINS2724	240.	274.	370.
	30"	1/2"	27"	BC1MVINS2730	263.	302.	410.
	36"	1/2"	27"	BC1MVINS2736	289.	332.	451.
	42"	1/2"	27"	BC1MVINS2742	317.	366.	493.
	48"	1/2"	27"	BC1MVINS2748	348.	403.	542.
	60"	1/2"	27"	BC1MVINS2760	376.	435.	589.
	72"	1/2"	27"	BC1MVINS2772	383.	440.	595.
Mid inside back insert for 64" h unit, veneer reversal at credenza height with 20" upper storage 	18"	1/2"	22"	BC1MVINS2218	202.	231.	312.
	24"	1/2"	22"	BC1MVINS2224	220.	253.	343.
	30"	1/2"	22"	BC1MVINS2230	244.	279.	377.
	36"	1/2"	22"	BC1MVINS2236	267.	308.	416.
	42"	1/2"	22"	BC1MVINS2242	295.	339.	457.
	48"	1/2"	22"	BC1MVINS2248	322.	371.	503.
	60"	1/2"	22"	BC1MVINS2260	348.	405.	545.
	72"	1/2"	22"	BC1MVINS2272	355.	411.	553.

Order Code	Specification Information	Application Notes
Example: _____ _____ _____ _____	Veneer inside back inserts only work with painted backs of the same type and size unless inside insert support kit is specified. Grain pattern is vertical.	An inside insert support kit (BC1FINSCLIP, \$53 list) is available to support an inside insert from the back of a worksurface shelf or veneer standard shelf. Inside back insert kits include veneer insert(s) that may be placed on the interior of a back matching the type and size of the insert specified.

Mid Inside Back Inserts



71" h unit veneer

description	w	d	h	pattern no.	V1	V2	V3
Mid inside back insert for 71" h unit, veneer reversal at worksurface height with 15" upper storage 	18"	1/2"	28"	BC1MVINS2818	\$218.	\$251.	\$339.
	24"	1/2"	28"	BC1MVINS2824	242.	275.	372.
	30"	1/2"	28"	BC1MVINS2830	264.	303.	411.
	36"	1/2"	28"	BC1MVINS2836	290.	333.	452.
	42"	1/2"	28"	BC1MVINS2842	319.	367.	495.
	48"	1/2"	28"	BC1MVINS2848	349.	405.	544.
	60"	1/2"	28"	BC1MVINS2860	380.	437.	591.
	72"	1/2"	28"	BC1MVINS2872	385.	444.	597.
Mid inside back insert for 71" h unit, veneer reversal at worksurface height with 20" upper storage 	18"	1/2"	23"	BC1MVINS2318	203.	232.	314.
	24"	1/2"	23"	BC1MVINS2324	221.	255.	344.
	30"	1/2"	23"	BC1MVINS2330	245.	280.	380.
	36"	1/2"	23"	BC1MVINS2336	269.	310.	420.
	42"	1/2"	23"	BC1MVINS2342	297.	340.	459.
	48"	1/2"	23"	BC1MVINS2348	325.	373.	506.
	60"	1/2"	23"	BC1MVINS2360	352.	408.	549.
	72"	1/2"	23"	BC1MVINS2372	358.	413.	558.
Mid inside back insert for 71" h unit, veneer reversal at credenza height with 15" upper storage 	18"	1/2"	34"	BC1MVINS3418	242.	275.	372.
	24"	1/2"	34"	BC1MVINS3424	264.	303.	411.
	30"	1/2"	34"	BC1MVINS3430	290.	333.	452.
	36"	1/2"	34"	BC1MVINS3436	320.	369.	497.
	42"	1/2"	34"	BC1MVINS3442	352.	407.	546.
	48"	1/2"	34"	BC1MVINS3448	386.	445.	600.
	60"	1/2"	34"	BC1MVINS3460	420.	482.	654.
	72"	1/2"	34"	BC1MVINS3472	426.	491.	663.
Mid inside back insert for 71" h unit, veneer reversal at credenza height with 20" upper storage 	18"	1/2"	29"	BC1MVINS2918	219.	252.	340.
	24"	1/2"	29"	BC1MVINS2924	243.	278.	375.
	30"	1/2"	29"	BC1MVINS2930	265.	304.	412.
	36"	1/2"	29"	BC1MVINS2936	293.	334.	453.
	42"	1/2"	29"	BC1MVINS2942	321.	370.	501.
	48"	1/2"	29"	BC1MVINS2948	353.	408.	547.
	60"	1/2"	29"	BC1MVINS2960	382.	439.	595.
	72"	1/2"	29"	BC1MVINS2972	387.	449.	603.

Order Code	Specification Information	Application Notes
Example: _____ _____ _____ _____	Veneer inside back inserts only work with painted backs of the same type and size unless inside insert support kit is specified. Grain pattern is vertical.	An inside insert support kit (BC1FINSCLIP, \$53 list) is available to support an inside insert from the back of a worksurface shelf or veneer standard shelf. Inside back insert kits include veneer insert(s) that may be placed on the interior of a back matching the type and size of the insert specified.

Mid Inside Back Inserts


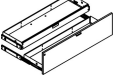


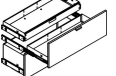
78" h unit veneer

description	w	d	h	pattern no.	V1	V2	V3
Mid inside back insert for 78" h unit, veneer reversal at worksurface height with 20" upper storage 	18"	1/2"	30"	BC1MVINS3018	\$221.	\$255.	\$344.
	24"	1/2"	30"	BC1MVINS3024	245.	280.	380.
	30"	1/2"	30"	BC1MVINS3030	267.	308.	416.
	36"	1/2"	30"	BC1MVINS3036	297.	340.	459.
	42"	1/2"	30"	BC1MVINS3042	324.	372.	504.
	48"	1/2"	30"	BC1MVINS3048	357.	412.	555.
	60"	1/2"	30"	BC1MVINS3060	385.	445.	603.
	72"	1/2"	30"	BC1MVINS3072	390.	453.	609.
Mid inside back insert for 78" h unit, veneer reversal at credenza height with 20" upper storage 	18"	1/2"	36"	BC1MVINS3618	244.	279.	377.
	24"	1/2"	36"	BC1MVINS3624	267.	308.	416.
	30"	1/2"	36"	BC1MVINS3630	295.	339.	457.
	36"	1/2"	36"	BC1MVINS3636	322.	371.	503.
	42"	1/2"	36"	BC1MVINS3642	355.	411.	553.
	48"	1/2"	36"	BC1MVINS3648	389.	452.	608.
	60"	1/2"	36"	BC1MVINS3660	425.	487.	663.
	72"	1/2"	36"	BC1MVINS3672	431.	495.	671.

Order Code	Specification Information	Application Notes
Example: _____ _____ _____ _____	Veneer inside back inserts only work with painted backs of the same type and size unless inside insert support kit is specified. Grain pattern is vertical.	An inside insert support kit (BCIFINSCLIP, \$53 list) is available to support an inside insert from the back of a worksurface shelf or veneer standard shelf. Inside back inserts do not work on the outside of either painted or fabric backs.

Drawer Kits





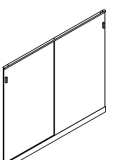
file, box/box, box/file, file/file and box/box/file

description	w	d	h	pattern no.	P1	P2	P3	V1	V2	V3
File drawer kit fills 16" h unit opening 	18"	15"	12 1/8"	BD2FDK18N	\$437.	\$481.	\$504.	\$766.	\$881.	\$1,189.
	24"	15"	12 1/8"	BD2FDK24N	450.	493.	515.	784.	902.	1,218.
	30"	15"	12 1/8"	BD2FDK30N	473.	520.	544.	826.	952.	1,284.
	36"	15"	12 1/8"	BD2FDK36N	478.	525.	549.	837.	963.	1,301.
	42"	15"	12 1/8"	BD2FDK42N	506.	559.	584.	885.	1,018.	1,372.
	48"	15"	12 1/8"	BD2FDK48N	536.	588.	614.	935.	1,074.	1,453.
Box/Box drawer kit fills 16" h unit opening 	18"	15"	12 1/8"	BD2BBDK18N	606.	667.	696.	1,060.	1,220.	1,645.
	24"	15"	12 1/8"	BD2BBDK24N	633.	697.	730.	1,109.	1,276.	1,724.
	30"	15"	12 1/8"	BD2BBDK30N	657.	723.	755.	1,149.	1,320.	1,785.
	36"	15"	12 1/8"	BD2BBDK36N	678.	745.	779.	1,187.	1,363.	1,840.
	42"	15"	12 1/8"	BD2BBDK42N	721.	794.	830.	1,263.	1,452.	1,958.
	48"	15"	12 1/8"	BD2BBDK48N	775.	852.	891.	1,358.	1,560.	2,106.
Box/file drawer kit fills credenza height opening 	18"	15"	18 7/8"	BD2BFDK18N	607.	668.	697.	1,055.	1,212.	1,636.
	24"	15"	18 7/8"	BD2BFDK24N	628.	690.	721.	1,089.	1,251.	1,689.
	30"	15"	18 7/8"	BD2BFDK30N	648.	714.	747.	1,133.	1,303.	1,757.
	36"	15"	18 7/8"	BD2BFDK36N	673.	739.	773.	1,159.	1,333.	1,798.
	42"	15"	18 7/8"	BD2BFDK42N	732.	806.	843.	1,180.	1,359.	1,833.
	48"	15"	18 7/8"	BD2BFDK48N	762.	838.	878.	1,226.	1,408.	1,902.
File/File drawer kit fills worksurface height opening 	18"	15"	24 3/4"	BD2FFDK18N	629.	691.	725.	1,100.	1,267.	1,709.
	24"	15"	24 3/4"	BD2FFDK24N	651.	719.	751.	1,137.	1,307.	1,765.
	30"	15"	24 3/4"	BD2FFDK30N	678.	747.	780.	1,183.	1,360.	1,834.
	36"	15"	24 3/4"	BD2FFDK36N	703.	774.	808.	1,218.	1,401.	1,888.
	42"	15"	24 3/4"	BD2FFDK42N	770.	847.	885.	1,252.	1,440.	1,945.
	48"	15"	24 3/4"	BD2FFDK48N	800.	882.	923.	1,318.	1,517.	2,048.
Box/Box drawer kit fills worksurface height opening 	18"	15"	24 3/4"	BD2BBFDK18N	838.	924.	964.	1,276.	1,470.	1,983.
	24"	15"	24 3/4"	BD2BBFDK24N	864.	952.	995.	1,316.	1,514.	2,042.
	30"	15"	24 3/4"	BD2BBFDK30N	894.	986.	1,030.	1,366.	1,572.	2,121.
	36"	15"	24 3/4"	BD2BBFDK36N	930.	1,020.	1,067.	1,410.	1,621.	2,189.
	42"	15"	24 3/4"	BD2BBFDK42N	996.	1,096.	1,144.	1,448.	1,663.	2,246.
	48"	15"	24 3/4"	BD2BBFDK48N	1,031.	1,136.	1,187.	1,517.	1,745.	2,355.

Order Code	Specification Information	Application Notes
Example: _____ _____ _____ _____	<p>Drawer fronts are available in standard paint or V1 finishes.</p> <p>To specify locking drawers, replace the "N" in the pattern number with an "L" and add \$40 to the list price. Lock location is centered horizontally.</p> <p>Drawer kits include assembled drawer bodies with fronts, pull kit and side assembly kit.</p> <p>Lock housings are available in either black (B) or chrome (CH). If ordering key-alike, remember to order cores in a matching finish.</p>	<p>Drawer kits may only be placed under worksurface height (credenza height for box/file kit).</p> <p>All drawer kits include safety cable that allows only one drawer to be opened at one time.</p> <p>Drawer kits must always be positioned under a work surface shelf.</p> <p>Veneer grain direction is vertical on all drawer fronts.</p>

Sliding Door Kits

full height

description	w	d	h	pattern no.	P1	P2	P3	glass
 16" h sliding door kit, full height	30"	3/4"	16"	BD1FSDK1630N	\$506.	\$558.	\$583.	\$522.
	36"	3/4"	16"	BD1FSDK1636N	522.	576.	604.	555.
	42"	3/4"	16"	BD1FSDK1642N	530.	584.	612.	587.
	48"	3/4"	16"	BD1FSDK1648N	539.	591.	620.	623.
 22" h sliding door kit, full height	30"	3/4"	22"	BD1FSDK2230N	512.	562.	587.	527.
	36"	3/4"	22"	BD1FSDK2236N	527.	581.	609.	560.
	42"	3/4"	22"	BD1FSDK2242N	536.	588.	617.	591.
	48"	3/4"	22"	BD1FSDK2248N	543.	596.	625.	628.
 25" h Antenna sliding door kit, full height	30"	3/4"	25"	BD1FSDK2530N	522.	575.	599.	590.
	36"	3/4"	25"	BD1FSDK2536N	557.	613.	640.	645.
	42"	3/4"	25"	BD1FSDK2542N	563.	620.	649.	687.
	48"	3/4"	25"	BD1FSDK2548N	571.	628.	657.	729.
 28" h sliding door kit, full height	29"	3/4"	28"	BD1FSDK2829N	522.	575.	599.	590.
	30"	3/4"	28"	BD1FSDK2830N	522.	575.	599.	590.
	36"	3/4"	28"	BD1FSDK2836N	557.	613.	640.	645.
	42"	3/4"	28"	BD1FSDK2842N	563.	620.	649.	687.
	48"	3/4"	28"	BD1FSDK2848N	571.	628.	657.	729.
 42" h sliding door kit, full height	30"	3/4"	42"	BD1FSDK4230N	554.	612.	639.	779.
	36"	3/4"	42"	BD1FSDK4236N	604.	663.	693.	839.
	42"	3/4"	42"	BD1FSDK4242N	610.	668.	700.	901.
	48"	3/4"	42"	BD1FSDK4248N	658.	725.	756.	960.

Order Code

Example:

Specification Information

Door fronts are available in standard paint or etched powder glass.

To specify locking sliding doors, replace the "N" in the pattern number with an "L" and add \$20 to the list price.

Lock housings are available in either black (B) or chrome (CH). If ordering key-alike, remember to order cores in a matching finish.

Application Notes

Full height sliding door kits include two doors, top sliding rail and base sliding rail.

Base sliding rail matches the height of the base giving the appearance of a base kit plate. This should be considered when planning the base appearance of adjacent units.

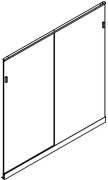
Full height sliding door kits may only be utilized in cabinets of the same height.

Full height sliding door kits attach to the top and base of a single section. Shelves must be ordered separately.

Worksurface shelves do not work behind sliding doors.

Sliding Door Kits

full height

description	w	d	h	pattern no.	P1	P2	P3	glass
50" h sliding door kit, full height 	30"	3/4"	50"	BD1FSDK5030N	\$596.	\$658.	\$688.	\$835.
	36"	3/4"	50"	BD1FSDK5036N	607.	665.	695.	907.
	42"	3/4"	50"	BD1FSDK5042N	653.	717.	750.	977.
	48"	3/4"	50"	BD1FSDK5048N	660.	726.	757.	1,051.

Order Code

Example:

Specification Information

Door fronts are available in standard paint or etched powder glass.

To specify locking sliding doors, replace the "N" in the pattern number with an "L" and add \$20 to the list price.

Lock housings are available in either black (B) or chrome (CH). If ordering key-alike, remember to order cores in a matching finish.

Application Notes

Full height sliding door kits include two doors, top sliding rail and base sliding rail.

Base sliding rail matches the height of the base giving the appearance of a base kit plate. This should be considered when planning the base appearance of adjacent units.

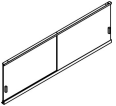
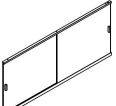
Full height sliding door kits may only be utilized in cabinets of the same height.

Full height sliding door kits attach to the top and base of a single section. Shelves must be ordered separately.

Worksurface shelves do not work behind sliding doors.

Sliding Door Kits

top position and bottom position

description	w	d	h	pattern no.	P1	P2	P3	glass
15" h sliding door kit, top position 	30"	3/4"	15"	BD1TSDK1530N	\$580.	\$637.	\$666.	\$585.
	36"	3/4"	15"	BD1TSDK1536N	592.	655.	684.	611.
	42"	3/4"	15"	BD1TSDK1542N	620.	680.	712.	654.
	48"	3/4"	15"	BD1TSDK1548N	626.	688.	719.	679.
	60"	3/4"	15"	BD1TSDK1560N	580.	637.	666.	667.
	72"	3/4"	15"	BD1TSDK1572N	585.	644.	673.	674.
20" h sliding door kit, top position 	30"	3/4"	20"	BD1TSDK2030N	598.	661.	690.	621.
	36"	3/4"	20"	BD1TSDK2036N	623.	686.	717.	660.
	42"	3/4"	20"	BD1TSDK2042N	640.	705.	734.	703.
	48"	3/4"	20"	BD1TSDK2048N	646.	711.	743.	735.
	60"	3/4"	20"	BD1TSDK2060N	630.	694.	726.	752.
	72"	3/4"	20"	BD1TSDK2072N	636.	700.	731.	757.

Order Code

Example:

Specification Information

Door fronts are available in standard paint or etched powder glass.

To specify locking sliding doors, replace the "N" in the pattern number with an "L" and add \$20 to the list price.

Lock housings are available in either black (B) or chrome (CH). If ordering key-alike, remember to order cores in a matching finish.

Application Notes

Top position sliding door kit includes two doors, top sliding rail and lower sliding rail.

Bottom position sliding door kit includes two doors, upper sliding rail, and base sliding rail. Veneer or steel top shelf must be ordered separately.

Top position sliding door kit only works in the top position of a Template case.

Locking not available in 60" or 72" wide door kits.

Bottom position sliding door kit provides hardware to place a sliding door kit in a taller case when a pass-through or open shelf is required above the sliding door kit.




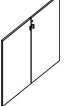
Bottom position sliding door kits may not be installed below a back, hinged doors or another sliding door kit.

Shelves must be ordered separately.

Hinged Door Kits

15"h, 20"h, 28"h and 42"h

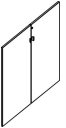
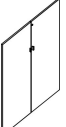
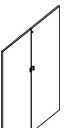
Template

description	w	d	h	pattern no.	P1	P2	P3	V1	V2	V3
15"h hinge door kit 	24"	3/4"	15"	BD1FHDK1524(L/R)N	\$398.	\$436.	\$455.	\$460.	\$531.	\$718.
	30"	3/4"	15"	BD1FHDK1530N	642.	706.	736.	728.	836.	1,128.
	36"	3/4"	15"	BD1FHDK1536N	658.	722.	755.	754.	865.	1,171.
	42"	3/4"	15"	BD1FHDK1542N	666.	732.	766.	778.	895.	1,207.
	48"	3/4"	15"	BD1FHDK1548N	683.	750.	785.	815.	937.	1,266.
20"h hinge door kit 	24"	3/4"	20"	BD1FHDK2024(L/R)N	412.	454.	475.	484.	557.	752.
	30"	3/4"	20"	BD1FHDK2030N	663.	729.	763.	755.	867.	1,173.
	36"	3/4"	20"	BD1FHDK2036N	686.	753.	787.	777.	894.	1,206.
	42"	3/4"	20"	BD1FHDK2042N	698.	768.	803.	819.	945.	1,272.
	48"	3/4"	20"	BD1FHDK2048N	719.	791.	825.	837.	963.	1,300.
28"h hinge door kit 	18"	3/4"	28"	BD1FHDK2818(L/R)N	324.	358.	373.	389.	448.	604.
	24"	3/4"	28"	BD1FHDK2824(L/R)N	324.	358.	373.	413.	476.	644.
	30"	3/4"	28"	BD1FHDK2830N	606.	665.	696.	686.	787.	1,063.
	36"	3/4"	28"	BD1FHDK2836N	606.	666.	697.	706.	812.	1,095.
	42"	3/4"	28"	BD1FHDK2842N	607.	667.	698.	732.	843.	1,137.
	48"	3/4"	28"	BD1FHDK2848N	607.	667.	698.	753.	864.	1,168.
42"h hinge door kit 	15"	3/4"	42"	BD1FHDK4215(L/R)N	339.	373.	390.	399.	456.	615.
	18"	3/4"	42"	BD1FHDK4218(L/R)N	355.	391.	409.	417.	481.	650.
	24"	3/4"	42"	BD1FHDK4224(L/R)N	384.	422.	444.	456.	524.	709.
	30"	3/4"	42"	BD1FHDK4230N	651.	714.	748.	735.	845.	1,142.
	36"	3/4"	42"	BD1FHDK4236N	671.	739.	770.	765.	880.	1,190.
	42"	3/4"	42"	BD1FHDK4242N	706.	776.	810.	804.	926.	1,249.
	48"	3/4"	42"	BD1FHDK4248N	747.	820.	859.	861.	992.	1,337.

Order Code	Specification Information	Application Notes
Example:	Door fronts are available in standard paint or V1 finishes.	15"w, 18" w and 24"w door kits come as single door kits.
	Hinge door kits include door(s), pull kit and hinge kit.	Door hand for 15"w, 18"w and 24"w determined by hinge location.
	To specify locking doors, replace the "N" in the pattern number with an "L" and add \$20 to the list price.	28"h and taller hinge door kits are designed to fit in an opening from the top of a base to the underside of a top or worksurface shelf.
	Lock housings are available in either black (B) or chrome (CH). If ordering key-alike, remember to order cores in a matching finish.	15"h and 20"h hinge door kits are designed to be positioned at the top of a cabinet opening to function as an overhead unit.

Hinged Door Kits

50"h, 57"h and 64"h

description	w	d	h	pattern no.	P1	P2	P3	V1	V2	V3
 50"h hinge door kit	15"	3/4"	50"	BD1FHDK5015(L/R)N	\$339.	\$373.	\$390.	\$410.	\$473.	\$640.
	18"	3/4"	50"	BD1FHDK5018(L/R)N	357.	393.	410.	438.	503.	680.
	24"	3/4"	50"	BD1FHDK5024(L/R)N	385.	423.	444.	478.	549.	743.
	30"	3/4"	50"	BD1FHDK5030N	651.	716.	748.	776.	892.	1,205.
	36"	3/4"	50"	BD1FHDK5036N	678.	747.	780.	810.	931.	1,258.
	42"	3/4"	50"	BD1FHDK5042N	707.	777.	813.	856.	982.	1,326.
	48"	3/4"	50"	BD1FHDK5048N	732.	806.	843.	907.	1,044.	1,409.
 57"h hinge door kit	15"	3/4"	57"	BD1FHDK5715(L/R)N	342.	377.	394.	435.	499.	673.
	18"	3/4"	57"	BD1FHDK5718(L/R)N	357.	394.	411.	459.	528.	716.
	24"	3/4"	57"	BD1FHDK5724(L/R)N	385.	424.	445.	507.	585.	790.
	30"	3/4"	57"	BD1FHDK5730N	652.	716.	749.	803.	925.	1,247.
	36"	3/4"	57"	BD1FHDK5736N	680.	748.	781.	855.	981.	1,325.
	42"	3/4"	57"	BD1FHDK5742N	708.	778.	814.	912.	1,050.	1,415.
	48"	3/4"	57"	BD1FHDK5748N	735.	809.	845.	952.	1,095.	1,477.
 64"h hinge door kit	15"	3/4"	64"	BD1FHDK6415(L/R)N	354.	389.	408.	458.	526.	712.
	18"	3/4"	64"	BD1FHDK6418(L/R)N	367.	406.	424.	487.	561.	756.
	24"	3/4"	64"	BD1FHDK6424(L/R)N	398.	437.	455.	542.	621.	840.
	30"	3/4"	64"	BD1FHDK6430N	674.	742.	776.	864.	996.	1,343.
	36"	3/4"	64"	BD1FHDK6436N	701.	773.	808.	913.	1,051.	1,420.
	42"	3/4"	64"	BD1FHDK6442N	730.	803.	840.	975.	1,121.	1,515.
	48"	3/4"	64"	BD1FHDK6448N	758.	833.	870.	1,021.	1,174.	1,584.

Order Code

Specification Information

Application Notes

Example:

Door fronts are available in standard paint or V1 finishes.

Hinge door kits include door(s), pull kit and hinge kit.

To specify locking doors, replace the "N" in the pattern number with an "L" and add \$20 to the list price.

Lock housings are available in either black (B) or chrome (CH). If ordering key-alike, remember to order cores in a matching finish.

15"w, 18"w and 24"w door kits come as single door kits.

Door hand for 15"w, 18"w and 24"w determined by hinge location.



28"h and taller hinge door kits are designed to fit in an opening from the top of a base to the underside of a top or worksurface shelf.

Veneer grain direction is vertical on all hinge doors.

Hinged Door Kits

71" h and 78" h

Template

description	w	d	h	pattern no.	P1	P2	P3	V1	V2	V3
 71" h hinge door kit	15"	3/4"	71"	BD1FHDK7115(L/R)N	\$410.	\$451.	\$471.	\$478.	\$549.	\$743.
	18"	3/4"	71"	BD1FHDK7118(L/R)N	457.	504.	526.	504.	580.	785.
	24"	3/4"	71"	BD1FHDK7124(L/R)N	540.	592.	619.	564.	650.	877.
	30"	3/4"	71"	BD1FHDK7130N	826.	909.	952.	895.	1,028.	1,387.
	36"	3/4"	71"	BD1FHDK7136N	871.	959.	1,004.	964.	1,107.	1,498.
	42"	3/4"	71"	BD1FHDK7142N	923.	1,015.	1,059.	1,016.	1,167.	1,574.
	48"	3/4"	71"	BD1FHDK7148N	1,034.	1,140.	1,191.	1,066.	1,226.	1,655.
 78" h hinge door kit	18"	3/4"	78"	BD1FHDK7818(L/R)N	479.	526.	550.	544.	625.	845.
	24"	3/4"	78"	BD1FHDK7824(L/R)N	571.	627.	657.	609.	699.	947.
	30"	3/4"	78"	BD1FHDK7830N	867.	956.	999.	958.	1,103.	1,488.
	36"	3/4"	78"	BD1FHDK7836N	915.	1,007.	1,054.	1,032.	1,190.	1,605.
	42"	3/4"	78"	BD1FHDK7842N	936.	1,029.	1,075.	1,091.	1,255.	1,692.
	48"	3/4"	78"	BD1FHDK7848N	1,098.	1,209.	1,263.	1,147.	1,317.	1,779.

Order Code

Example:

Specification Information

Door fronts are available in standard paint or V1 finishes.

Hinge door kits include door(s), pull kit and hinge kit.

To specify locking doors, replace the "N" in the pattern number with an "L" and add \$20 to the list price.

Lock housings are available in either black (B) or chrome (CH). If ordering key-alike, remember to order cores in a matching finish.

Application Notes

15" w, 18" w and 24" w door kits come as single door kits. Veneer grain direction is vertical on all hinge doors.

Door hand for 15" w, 18" w and 24" w determined by hinge location.

28" h and taller hinge door kits are designed to fit in an opening from the top of a base to the underside of a top or worksurface shelf.

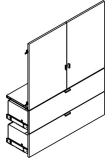
Hybrid Door/Drawer Kits

file/file, hinge doors

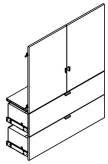
57"h, 64"h, 71"h and 78"h

Template

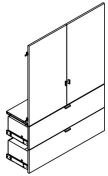
description	w	d	h	pattern no.	P1	P2	P3	V1	V2	V3
57"h hybrid kit file/file drawers with hinge door	18"	3/4"	57"	BD2HK57182HD(L/R)N	\$1,042.	\$1,145.	\$1,198.	\$1,607.	\$1,814.	\$2,447.
	24"	3/4"	57"	BD2HK57242HD(L/R)N	1,042.	1,145.	1,198.	1,607.	1,814.	2,447.
	30"	3/4"	57"	BD2HK57302HDN	1,302.	1,431.	1,496.	1,951.	2,202.	2,973.
	36"	3/4"	57"	BD2HK57362HDN	1,340.	1,475.	1,541.	2,012.	2,268.	3,062.
	42"	3/4"	57"	BD2HK57422HDN	1,428.	1,571.	1,641.	2,091.	2,357.	3,182.
	48"	3/4"	57"	BD2HK57482HDN	1,469.	1,613.	1,686.	2,147.	2,419.	3,265.



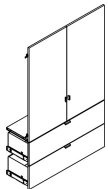
64"h hybrid kit file/file drawers with hinge door	18"	3/4"	64"	BD2HK64182HD(L/R)N	1,071.	1,179.	1,233.	1,630.	1,840.	2,481.
	24"	3/4"	64"	BD2HK64242HD(L/R)N	1,071.	1,179.	1,233.	1,630.	1,840.	2,481.
	30"	3/4"	64"	BD2HK64302HDN	1,342.	1,475.	1,541.	1,982.	2,235.	3,014.
	36"	3/4"	64"	BD2HK64362HDN	1,386.	1,526.	1,595.	2,048.	2,309.	3,116.
	42"	3/4"	64"	BD2HK64422HDN	1,483.	1,628.	1,704.	2,134.	2,406.	3,247.
	48"	3/4"	64"	BD2HK64482HDN	1,529.	1,682.	1,757.	2,223.	2,507.	3,384.



71"h hybrid kit file/file drawers with hinge door	18"	3/4"	71"	BD2HK71182HD(L/R)N	1,071.	1,179.	1,233.	1,660.	1,873.	2,528.
	24"	3/4"	71"	BD2HK71242HD(L/R)N	1,071.	1,179.	1,233.	1,660.	1,873.	2,528.
	30"	3/4"	71"	BD2HK71302HDN	1,342.	1,475.	1,541.	2,023.	2,278.	3,076.
	36"	3/4"	71"	BD2HK71362HDN	1,387.	1,526.	1,595.	2,094.	2,363.	3,189.
	42"	3/4"	71"	BD2HK71422HDN	1,483.	1,630.	1,704.	2,186.	2,465.	3,328.
	48"	3/4"	71"	BD2HK71482HDN	1,530.	1,682.	1,757.	2,270.	2,561.	3,457.



78"h hybrid kit file/file drawers with hinge door	18"	3/4"	78"	BD2HK78182HD(L/R)N	1,085.	1,194.	1,247.	1,694.	1,910.	2,580.
	24"	3/4"	78"	BD2HK78242HD(L/R)N	1,085.	1,194.	1,247.	1,694.	1,910.	2,580.
	30"	3/4"	78"	BD2HK78302HDN	1,364.	1,501.	1,570.	2,063.	2,326.	3,139.
	36"	3/4"	78"	BD2HK78362HDN	1,411.	1,553.	1,622.	2,153.	2,426.	3,274.
	42"	3/4"	78"	BD2HK78422HDN	1,507.	1,658.	1,732.	2,241.	2,526.	3,409.
	48"	3/4"	78"	BD2HK78482HDN	1,554.	1,709.	1,787.	2,332.	2,629.	3,547.



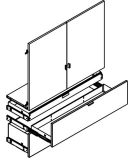
Order Code	Specification Information	Application Notes
Example: _____ _____ _____ _____	<p>Hybrid fronts are available in standard paint or V1 finishes.</p> <p>Doors and drawers are available in the same finish only.</p> <p>Hybrid kit includes steel shelf for placement above drawers. To specify locking doors, replace the "N" in the pattern number with an "L" and add \$40 to the list price.</p> <p>Lock housings are available in either black (B) or chrome (CH). If ordering key-alike, remember to order cores in a matching finish.</p>	<p>24"w hybrid kit comes with single hinged door.</p> <p>Door hand for 24"w kit determined by hinge location.</p> <p>Veneer grain direction is vertical on all door and drawer fronts.</p> <p>Hybrid kits with hinge doors may be utilized in sections of the same height or taller.</p> <p>Hybrid kits utilized in taller sections require additional shelf for top of hinge doors.</p> <p>Desk height electrical modules may not be used behind hybrid kits with hinge doors due to interference.</p>

Hybrid Door/Drawer Kits

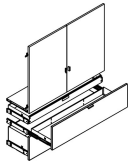
box/box/file, hinge doors

57"h, 64"h, 71"h and 78"h

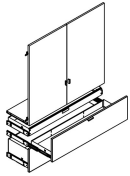
description	w	d	h	pattern no.	P1	P2	P3	V1	V2	V3
57"h hybrid kit box/box/file drawers with hinge doors	18"	3/4"	57"	BD2HK57183HD(L/R)N	\$1,224.	\$1,345.	\$1,405.	\$1,791.	\$2,021.	\$2,727.
	24"	3/4"	57"	BD2HK57243HD(L/R)N	1,224.	1,345.	1,405.	1,791.	2,021.	2,727.
	30"	3/4"	57"	BD2HK57303HDN	1,485.	1,634.	1,708.	2,143.	2,416.	3,262.
	36"	3/4"	57"	BD2HK57363HDN	1,531.	1,684.	1,761.	2,209.	2,492.	3,365.
	42"	3/4"	57"	BD2HK57423HDN	1,619.	1,781.	1,861.	2,292.	2,583.	3,484.
	48"	3/4"	57"	BD2HK57483HDN	1,662.	1,830.	1,911.	2,353.	2,650.	3,577.



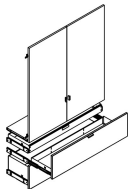
64"h hybrid kit box/box/file drawers with hinge doors	18"	3/4"	64"	BD2HK64183HD(L/R)N	1,251.	1,376.	1,439.	1,815.	2,047.	2,763.
	24"	3/4"	64"	BD2HK64243HD(L/R)N	1,251.	1,376.	1,439.	1,815.	2,047.	2,763.
	30"	3/4"	64"	BD2HK64303HDN	1,525.	1,677.	1,752.	2,170.	2,447.	3,303.
	36"	3/4"	64"	BD2HK64363HDN	1,577.	1,735.	1,815.	2,247.	2,535.	3,423.
	42"	3/4"	64"	BD2HK64423HDN	1,674.	1,842.	1,925.	2,332.	2,629.	3,547.
	48"	3/4"	64"	BD2HK64483HDN	1,725.	1,898.	1,984.	2,427.	2,735.	3,695.



71"h hybrid kit box/box/file drawers with hinge doors	18"	3/4"	71"	BD2HK71183HD(L/R)N	1,252.	1,377.	1,440.	1,843.	2,079.	2,806.
	24"	3/4"	71"	BD2HK71243HD(L/R)N	1,252.	1,377.	1,440.	1,843.	2,079.	2,806.
	30"	3/4"	71"	BD2HK71303HDN	1,526.	1,678.	1,754.	2,209.	2,492.	3,365.
	36"	3/4"	71"	BD2HK71363HDN	1,579.	1,736.	1,816.	2,292.	2,583.	3,484.
	42"	3/4"	71"	BD2HK71423HDN	1,675.	1,843.	1,926.	2,385.	2,687.	3,631.
	48"	3/4"	71"	BD2HK71483HDN	1,727.	1,899.	1,986.	2,474.	2,791.	3,768.



78"h hybrid kit box/box/file drawers with hinge doors	18"	3/4"	78"	BD2HK78183HD(L/R)N	1,266.	1,392.	1,455.	1,878.	2,117.	2,857.
	24"	3/4"	78"	BD2HK78243HD(L/R)N	1,266.	1,392.	1,455.	1,878.	2,117.	2,857.
	30"	3/4"	78"	BD2HK78303HDN	1,548.	1,703.	1,781.	2,253.	2,540.	3,429.
	36"	3/4"	78"	BD2HK78363HDN	1,604.	1,763.	1,842.	2,353.	2,650.	3,577.
	42"	3/4"	78"	BD2HK78423HDN	1,698.	1,869.	1,953.	2,438.	2,748.	3,711.
	48"	3/4"	78"	BD2HK78483HDN	1,750.	1,925.	2,013.	2,533.	2,857.	3,858.

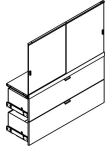


Order Code	Specification Information	Application Notes
Example: _____ _____ _____ _____	<p>Hybrid fronts are available in standard paint or V1 finishes.</p> <p>Doors and drawers are available in the same finish only.</p> <p>Hybrid kit includes steel shelf for placement above drawers. To specify locking doors, replace the "N" in the pattern number with an "L" and add \$40 to the list price.</p> <p>Lock housings are available in either black (B) or chrome (CH). If ordering key-alike, remember to order cores in a matching finish.</p>	<p>24"w hybrid kit comes with single hinged door.</p> <p>Door hand for 24"w kit determined by hinge location.</p> <p>Veneer grain direction is vertical on all door and drawer fronts.</p> <p>Hybrid kits with hinge doors may be utilized in sections of the same height or taller.</p> <p>Hybrid kits utilized in taller sections require additional shelf for top of hinge doors.</p> <p>Desk height electrical modules may not be used behind hybrid kits with hinge doors due to interference.</p>

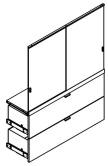
Hybrid Door/Drawer Kits

file/file, sliding doors
57" h, 64" h, 71" h and 78" h

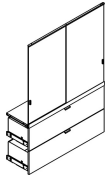
description	w	d	h	pattern no.	P1	P2	P3	V1	V2	V3
57" h hybrid kit file/file drawers with sliding door	30"	3/4"	57"	BD2HK57302SDN	\$1,352.	\$1,486.	\$1,554.	\$2,047.	\$2,308.	\$3,114.
	36"	3/4"	57"	BD2HK57362SDN	1,421.	1,565.	1,635.	2,131.	2,403.	3,242.
	42"	3/4"	57"	BD2HK57422SDN	1,508.	1,659.	1,733.	2,185.	2,463.	3,326.
	48"	3/4"	57"	BD2HK57482SDN	1,647.	1,814.	1,895.	2,342.	2,640.	3,566.



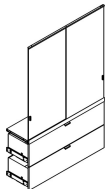
64" h hybrid kit file/file drawers with sliding door	30"	3/4"	64"	BD2HK64302SDN	1,366.	1,504.	1,572.	2,061.	2,324.	3,138.
	36"	3/4"	64"	BD2HK64362SDN	1,446.	1,587.	1,661.	2,155.	2,427.	3,275.
	42"	3/4"	64"	BD2HK64422SDN	1,530.	1,683.	1,760.	2,206.	2,488.	3,359.
	48"	3/4"	64"	BD2HK64482SDN	1,649.	1,816.	1,897.	2,344.	2,642.	3,570.



71" h hybrid kit file/file drawers with sliding door	30"	3/4"	71"	BD2HK71302SDN	1,398.	1,536.	1,606.	2,090.	2,356.	3,181.
	36"	3/4"	71"	BD2HK71362SDN	1,458.	1,606.	1,678.	2,166.	2,445.	3,300.
	42"	3/4"	71"	BD2HK71422SDN	1,590.	1,749.	1,830.	2,271.	2,564.	3,460.
	48"	3/4"	71"	BD2HK71482SDN	1,650.	1,817.	1,899.	2,345.	2,643.	3,571.



78" h hybrid kit file/file drawers with sliding door	30"	3/4"	78"	BD2HK78302SDN	1,426.	1,567.	1,638.	2,124.	2,394.	3,231.
	36"	3/4"	78"	BD2HK78362SDN	1,529.	1,682.	1,757.	2,244.	2,530.	3,413.
	42"	3/4"	78"	BD2HK78422SDN	1,615.	1,776.	1,857.	2,300.	2,594.	3,501.
	48"	3/4"	78"	BD2HK78482SDN	1,652.	1,818.	1,900.	2,591.	2,921.	3,943.



Order Code

Example:

Specification Information

Hybrid fronts are available in standard paint or V1 finishes.

Doors and drawers are available in the same finish only when specifying steel sliding doors.

Hybrid kit includes steel shelf for placement above drawers.

Lock housings are available in either black (B) or chrome (CH). If ordering key-alike, remember to order cores in a matching finish.

Application Notes

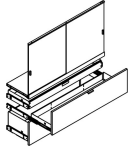
Hybrid kits with sliding doors may only be utilized in sections matching the height of the hybrid kit.

Veneer grain direction is vertical on all door and drawer fronts.

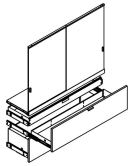
Hybrid Door/Drawer Kits

box/box/file, sliding doors
57"h, 64"h, 71"h and 78"h

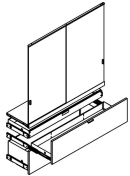
description	w	d	h	pattern no.	P1	P2	P3	V1	V2	V3
57"h hybrid kit	30"	3/4"	57"	BD2HK57303SDN	\$1,536.	\$1,688.	\$1,769.	\$2,232.	\$2,517.	\$3,399.
box/box/file drawers with sliding door	36"	3/4"	57"	BD2HK57363SDN	1,614.	1,776.	1,856.	2,327.	2,624.	3,540.
	42"	3/4"	57"	BD2HK57423SDN	1,701.	1,869.	1,954.	2,384.	2,686.	3,629.
	48"	3/4"	57"	BD2HK57483SDN	1,843.	2,030.	2,120.	2,549.	2,874.	3,877.



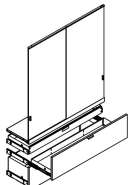
64"h hybrid kit	30"	3/4"	64"	BD2HK64303SDN	1,552.	1,705.	1,785.	2,248.	2,536.	3,424.
box/box/file drawers with sliding door	36"	3/4"	64"	BD2HK64363SDN	1,636.	1,798.	1,882.	2,353.	2,650.	3,577.
	42"	3/4"	64"	BD2HK64423SDN	1,724.	1,895.	1,983.	2,409.	2,716.	3,667.
	48"	3/4"	64"	BD2HK64483SDN	1,845.	2,033.	2,122.	2,550.	2,875.	3,879.



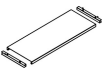
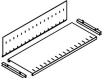
71"h hybrid kit	30"	3/4"	71"	BD2HK71303SDN	1,580.	1,738.	1,817.	2,282.	2,570.	3,469.
box/box/file drawers with sliding door	36"	3/4"	71"	BD2HK71363SDN	1,650.	1,817.	1,899.	2,369.	2,670.	3,606.
	42"	3/4"	71"	BD2HK71423SDN	1,785.	1,961.	2,050.	2,471.	2,788.	3,764.
	48"	3/4"	71"	BD2HK71483SDN	1,846.	2,034.	2,124.	2,552.	2,878.	3,884.



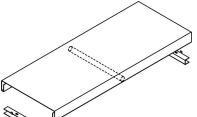
78"h hybrid kit	30"	3/4"	78"	BD2HK78303SDN	1,609.	1,771.	1,852.	2,311.	2,605.	3,517.
box/box/file drawers with sliding door	36"	3/4"	78"	BD2HK78363SDN	1,722.	1,893.	1,981.	2,441.	2,751.	3,716.
	42"	3/4"	78"	BD2HK78423SDN	1,808.	1,990.	2,080.	2,499.	2,817.	3,801.
	48"	3/4"	78"	BD2HK78483SDN	1,852.	2,036.	2,128.	2,792.	3,150.	4,251.



Order Code	Specification Information	Application Notes
Example: _____ _____ _____ _____	<p>Hybrid fronts are available in standard paint or V1 finishes.</p> <p>Doors and drawers are available in the same finish only when specifying steel sliding doors.</p> <p>Hybrid kit includes steel shelf for placement above drawers.</p> <p>Lock housings are available in either black (B) or chrome (CH). If ordering key-alike, remember to order cores in a matching finish.</p>	<p>Hybrid kits with sliding doors may only be utilized in sections matching the height of the hybrid kit.</p> <p>Veneer grain direction is vertical on all door and drawer fronts.</p>

description	w	d	h	pattern no.	P1	P2	P3	V1	V2	V3
Shelf kit, single 	15"	13"	1 1/16"	BC1SH15(S/V)	\$65.	\$70.	\$72.	\$343.	\$394.	\$533.
	18"	13"	1 1/16"	BC1SH18(S/V)	70.	77.	82.	347.	402.	541.
	23"	13"	1 1/16"	BC1SH23(S/V)	85.	93.	98.	359.	414.	559.
	24"	13"	1 1/16"	BC1SH24(S/V)	85.	93.	98.	359.	414.	559.
	29"	13"	1 1/16"	BC1SH29(S/V)	93.	101.	108.	371.	427.	577.
	30"	13"	1 1/16"	BC1SH30(S/V)	93.	101.	108.	372.	430.	580.
	36"	13"	1 1/16"	BC1SH36(S/V)	99.	110.	114.	383.	440.	595.
	42"	13"	1 1/16"	BC1SH42(S/V)	112.	123.	128.	394.	454.	611.
	48"	13"	1 1/16"	BC1SH48(S/V)	112.	124.	129.	413.	474.	639.
	60"	13"	1 1/16"	BC1SH60(S/V)	173.	190.	199.	456.	524.	713.
	72"	13"	1 1/16"	BC1SH72(S/V)	178.	197.	206.	462.	533.	719.
Shelf kit, package of 5	15"	13"	1 1/16"	BC1SH515(S/V)	308.	339.	354.	1,132.	1,302.	1,756.
	18"	13"	1 1/16"	BC1SH518(S/V)	339.	371.	387.	1,159.	1,333.	1,798.
	23"	13"	1 1/16"	BC1SH523(S/V)	413.	455.	474.	1,221.	1,403.	1,894.
	24"	13"	1 1/16"	BC1SH524(S/V)	413.	455.	474.	1,225.	1,407.	1,900.
	29"	13"	1 1/16"	BC1SH529(S/V)	455.	501.	522.	1,278.	1,472.	1,986.
	30"	13"	1 1/16"	BC1SH530(S/V)	456.	501.	522.	1,284.	1,479.	1,996.
	36"	13"	1 1/16"	BC1SH536(S/V)	487.	538.	561.	1,336.	1,538.	2,076.
	42"	13"	1 1/16"	BC1SH542(S/V)	548.	605.	631.	1,387.	1,597.	2,157.
	48"	13"	1 1/16"	BC1SH548(S/V)	552.	606.	632.	1,485.	1,709.	2,307.
	60"	13"	1 1/16"	BC1SH560(S/V)	871.	960.	1,004.	1,689.	1,945.	2,629.
	72"	13"	1 1/16"	BC1SH572(S/V)	880.	967.	1,012.	1,695.	1,951.	2,635.
Slotted shelf kit 	23"	13"	1 1/16"	BC1SSHK23	141.	155.	163.	n/a		
	24"	13"	1 1/16"	BC1SSHK24	141.	155.	163.	n/a		
	29"	13"	1 1/16"	BC1SSHK29	157.	173.	179.	n/a		
	30"	13"	1 1/16"	BC1SSHK30	157.	173.	179.	n/a		
	36"	13"	1 1/16"	BC1SSHK36	192.	210.	219.	n/a		
	42"	13"	1 1/16"	BC1SSHK42	208.	229.	240.	n/a		
	48"	13"	1 1/16"	BC1SSHK48	211.	232.	244.	n/a		

Order Code	Specification Information	Application Notes
Example: _____ _____ _____ _____	Steel shelf includes shelf brackets in matching paint finish. Specify veneer finish for veneer shelf as well as paint finish for veneer shelf brackets.	Shelves are non-handed and non-sided for simple specification and installation. Each shelf includes a pair of non-handed hanging brackets.
		Slotted shelf includes a slotted steel shelf and slotted shelf back designed to accept slotted shelf partitions (ordered separately)

description	w	d	h	pattern no.	P1	P2	P3
	24"	13"	1 1/13"	BC1CSH24	\$153.	\$168.	\$176.
	30"	13"	1 1/13"	BC1CSH30	165.	180.	188.
	36"	13"	1 1/13"	BC1CSH36	177.	196.	204.
	42"	13"	1 1/13"	BC1CSH42	224.	246.	258.
	48"	13"	1 1/13"	BC1CSH48	240.	264.	275.

Order Code

Example:

Specification Information

Coat Rod Shelf includes shelf brackets in matching paint finish.
 Coat rod is painted black.

Application Notes

Coat rod shelf provides a front-to-back coat rod for use with standard coat hangers (not included).



24" w, 30" w and 36" w shelves include a single, centered coat rod. 42" w and 48" w shelves include two coat rods positioned in from the end or mid panel at an equal distance.

Each coat rod provides 12" of hanging depth.

Coat rod shelves are non-handed and non-sided and may be accessed from either side of the cabinet.

Worksurface Shelves

single and double sided

description	w	d	h	pattern no.	L1	L2	V1	V2	V3
Worksurface shelf, single sided for use where back side of worksurface shelf is covered by a back 	18"	14"	1 1/4"	BC1WSHK118(L/V)	\$160.	\$191.	\$339.	\$389.	\$524.
	24"	14"	1 1/4"	BC1WSHK124(L/V)	179.	225.	348.	403.	543.
	30"	14"	1 1/4"	BC1WSHK130(L/V)	197.	258.	359.	415.	559.
	36"	14"	1 1/4"	BC1WSHK136(L/V)	237.	327.	369.	425.	572.
	42"	14"	1 1/4"	BC1WSHK142(L/V)	243.	334.	379.	434.	585.
	48"	14"	1 1/4"	BC1WSHK148(L/V)	249.	341.	389.	447.	606.
	60"	14"	1 1/4"	BC1WSHK160(L/V)	274.	366.	414.	472.	628.
	72"	14"	1 1/4"	BC1WSHK172(L/V)	285.	379.	426.	482.	640.
Worksurface shelf, double sided for use when there is a pass-through located directly above the worksurface shelf. 	18"	15"	1 1/4"	BC1WSHK218(L/V)	164.	195.	334.	385.	519.
	24"	15"	1 1/4"	BC1WSHK224(L/V)	182.	229.	343.	394.	535.
	30"	15"	1 1/4"	BC1WSHK230(L/V)	200.	262.	353.	407.	548.
	36"	15"	1 1/4"	BC1WSHK236(L/V)	241.	331.	364.	417.	562.
	42"	15"	1 1/4"	BC1WSHK242(L/V)	246.	338.	373.	428.	577.
	48"	15"	1 1/4"	BC1WSHK248(L/V)	252.	344.	385.	441.	595.
	60"	15"	1 1/4"	BC1WSHK260(L/V)	277.	369.	408.	468.	621.
	72"	15"	1 1/4"	BC1WSHK272(L/V)	288.	382.	422.	478.	632.

Order Code

Example:

Specification Information

Worksurface shelves are available in laminate or veneer only and ship with a pair of black brackets for placement at either worksurface height or credenza height.

L1 laminate colors include:
 114-Folkstone Grey
 117-Soft Grey
 118-Bright White
 119-Pumice

L2 finishes include all other standard Knoll core laminate finishes.

Application Notes

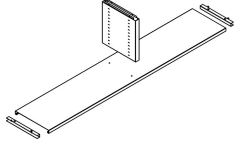
Worksurface shelves are 1 1/4" thick to match thickness of standard Template or matching system worksurfaces.

Worksurface shelf must be utilized when supporting a perpendicular worksurface utilizing a credenza spacer.

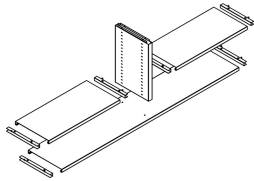
Worksurface shelf is required for attachment of perpendicular worksurface.

Upper Shelf Kit, 15" h and 20" h, steel for 60" w and 72" w sections

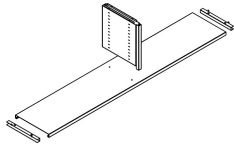
description	w	d	h	pattern no.	P1	P2	P3
15" h upper shelf kit	60"		15"	BC2USK1560(S/L/V)	\$339.	\$373.	\$389.
Includes one steel shelf and one center located steel structural septum	72"		15"	BC2USK1572(S/L/V)	344.	380.	398.



20" h upper shelf kit	60"		20"	BC2USK2060(S/L/V)	514.	564.	590.
Includes two steel shelf and one center located steel structural septum	72"		20"	BC2USK2072(S/L/V)	519.	570.	596.



15" h upper shelf kit, one sided, split width	60"		15"	BC2USK15601(S/L/V)	447.	492.	514.
For use as open bookcase or with one or two half width sliding door or hinged door kits. Includes one steel shelf and one 15" h center located steel structural septum	72"		15"	BC2USK15721(S/L/V)	449.	493.	515.

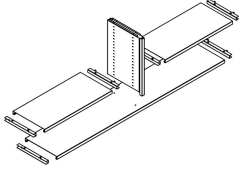


Order Code	Specification Information	Application Notes
Example: _____ _____ _____ _____		<p>Upper shelf kit must be mated with upper back(s) of the same height and width.</p> <p>Upper shelf kit is required on all 60" w or 72" w openings.</p> <p>Note: 15" h and 20" h sliding door and hinged door kits in 30" and 36" widths being utilized in either one sided or two sided split width applications will still come with a matching width shelf that will not be needed but may still be utilized in another opening matching that width.</p> <p>One Sided, Full Width - Includes a recessed structural septum and is designed to remain open or accept a full width (60" w x 72" w) sliding door kit. Will not accept hinged door kits. Full width matching height back kit must be ordered separately.</p> <p>One Sided, Split Width - Includes a one sided structural septum and is designed to remain open or accept a half width (30" w for 60" kit or 36" w for 72" kit) sliding door or hinge door kit on one or both sides of the septum. Full width matching height back kit must be ordered separately.</p> <p>Two Sided, Split Width - Includes a two sided structural septum and is designed to remain open or accept a half width (30" w for 60" kit or 36" w for 72" kit) sliding door or hinge door kit on one of both sides of the septum on opposite sides of the case opening to create a shared overhead. Two half width (30" w for 60" kit or 36" w for 72" kit) matching height back kits must be ordered separately.</p>

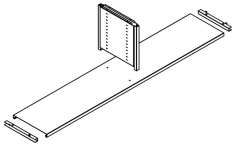
Upper Shelf Kit, 15" h and 20" h, steel for 60" w and 72" w sections

Template

description	w	d	h	pattern no.	P1	P2	P3
20" h upper shelf kit, one sided, split width For use as open bookcase or with one or two half width sliding door or hinged door kits. Includes one full width steel shelf, two half width steel shelves and one 20" h center located steel structural septum	60"		20"	BC2USK20601(S/L/V)	\$645.	\$710.	\$742.
	72"		20"	BC2USK20721(S/L/V)	662.	729.	762.



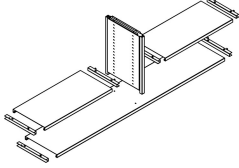
15" h upper shelf kit, two sided, split width For use as a shared open bookcase or with one or two half width sliding door or hinged door kits. Includes one steel shelf and one 15" h center located steel structural septum	60"		15"	BC2USK15602(S/L/V)	450.	494.	517.
	72"		15"	BC2USK15722(S/L/V)	457.	503.	524.



Order Code	Specification Information	Application Notes
Example: _____ _____ _____ _____ _____		<p>Upper shelf kit must be mated with upper back(s) of the same height and width.</p> <p>Upper shelf kit is required on all 60" w or 72" w openings.</p> <p>Note: 15" h and 20" h sliding door and hinged door kits in 30" and 36" widths being utilized in either one sided or two sided split width applications will still come with a matching width shelf that will not be needed but may still be utilized in another opening matching that width.</p> <p>One Sided, Full Width - Includes a recessed structural septum and is designed to remain open or accept a full width (60" w x 72" w) sliding door kit. Will not accept hinged door kits. Full width matching height back kit must be ordered separately.</p> <p>One Sided, Split Width - Includes a one sided structural septum and is designed to remain open or accept a half width (30" w for 60" kit or 36" w for 72" kit) sliding door or hinge door kit on one or both sides of the septum. Full width matching height back kit must be ordered separately.</p> <p>Two Sided, Split Width - Includes a two sided structural septum and is designed to remain open or accept a half width (30" w for 60" kit or 62" w for 72" kit) sliding door or hinge door kit on one of both sides of the septum on opposite sides of the case opening to create a shared overhead. Two half width (30" w for 60" kit or 36" w for 72" kit) matching height back kits must be ordered separately.</p>

Upper Shelf Kit, 15" h and 20" h, steel for 60" w and 72" w sections

description	w	d	h	pattern no.	P1	P2	P3
20" h upper shelf kit, two sided, split width For use as a shared open bookcase or with one or two half width sliding door or hinged door kits. Includes one full width steel shelf, two half width steel shelves and one 20" h center located steel structural septum	60"		15"	BC2USK20602(S/L/V)	\$648.	\$712.	\$745.
	72"		15"	BC2USK20722(S/L/V)	665.	731.	765.





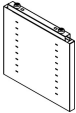
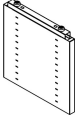
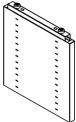


Order Code	Specification Information	Application Notes
Example: _____ _____ _____ _____		<p>Upper shelf kit must be mated with upper back(s) of the same height and width.</p> <p>Upper shelf kit is required on all 60" w or 72" w openings.</p> <p>Note: 15" h and 20" h sliding door and hinged door kits in 30" and 36" widths being utilized in either one sided or two sided split width applications will still come with a matching width shelf that will not be needed but may still be utilized in another opening matching that width.</p> <p>One Sided, Full Width - Includes a recessed structural septum and is designed to remain open or accept a full width (60" w x 72" w) sliding door kit. Will not accept hinged door kits. Full width matching height back kit must be ordered separately.</p> <p>One Sided, Split Width - Includes a one sided structural septum and is designed to remain open or accept a half width (30" w for 60" kit or 36" w for 72" kit) sliding door or hinge door kit on one or both sides of the septum. Full width matching height back kit must be ordered separately.</p> <p>Two Sided, Split Width - Includes a two sided structural septum and is designed to remain open or accept a half width (30" w for 60" kit or 36" w for 72" kit) sliding door or hinge door kit on one of both sides of the septum on opposite sides of the case opening to create a shared overhead. Two half width (30" w for 60" kit or 36" w for 72" kit) matching height back kits must be ordered separately.</p>

Shelf Dividers

package of 1

4" h, 5" h, 6" h, 7" h, 12" h, 13" h and 14" h

description	w	d	h	pattern no.	P1	P2	P3
Shelf divider, 4" h single 	1"	13"	4 ³ / ₁₆ "	BC1SDIV4	\$121.	\$134.	\$139.
Shelf divider, 5" h single 	1"	13"	5 ¹ / ₄ "	BC1SDIV5	122.	135.	141.
Shelf divider, 6" h single 	1"	13"	6 ³ / ₁₆ "	BC1SDIV6	123.	136.	136.
Shelf divider, 7" h single 	1"	13"	7 ³ / ₈ "	BC1SDIV7	123.	136.	136.
Shelf divider, 12h single 	1"	13"	11 ¹⁵ / ₁₆ "	BC1SDIV12	128.	142.	150.
Shelf divider, 13h single 	1"	13"	12 ³ / ₈ "	BC1SDIV13	129.	143.	151.
Shelf divider, 14h single 	1"	13"	13 ¹¹ / ₁₆ "	BC1SDIV14	133.	145.	152.

Order Code

Example: _____

Specification Information

Shelf dividers work with painted or veneer shelves.
 Dividers are non-handed and include shelf slots on one side for additional shelf division.

Application Notes

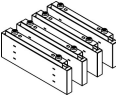
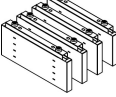
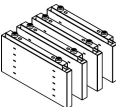
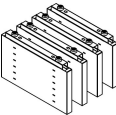
Shelf divider is adjustable in the field for use with either steel or veneer shelf or top position above it.
 Slots on shelf divider may only be used to support a shelf on the divider and an adjacent end or mid panel.

A shelf may NOT be supported between two shelf dividers.

Shelf dividers are not designed to be placed directly above a worksurface shelf at worksurface height.

Shelf Dividers

package of 4
4" h, 5" h, 6" h and 7" h

description	w	d	h	pattern no.	P1	P2	P3
Shelf divider, 4" h package of 4 	1"	13"	4 ³ / ₁₆ "	BC1SDIV44	\$375.	\$413.	\$432.
Shelf divider, 5" h package of 4 	1"	13"	5 ¹ / ₄ "	BC1SDIV54	381.	420.	437.
Shelf divider, 6" h package of 4 	1"	13"	6 ⁵ / ₁₆ "	BC1SDIV64	384.	425.	441.
Shelf divider, 7" h package of 4 	1"	13"	7 ³ / ₈ "	BC1SDIV74	388.	430.	451.

Order Code

Example: _____

Specification Information

Shelf dividers work with painted or veneer shelves.
 Dividers are non-handed and include shelf slots on one side for additional shelf division.

Application Notes

Shelf divider is adjustable in the field for use with either steel or veneer shelf or top position above it.
 Slots on shelf divider may only be used to support a shelf on the divider and an adjacent end or mid panel.

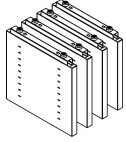
A shelf may NOT be supported between two shelf dividers.

Shelf dividers are not designed to be placed directly above a worksurface shelf at worksurface height.

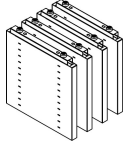
Shelf Dividers

package of 4
12"h, 13"h and 14"h

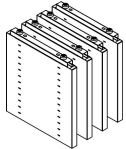
description	w	d	h	pattern no.	P1	P2	P3
Shelf divider, 12"h package of 4	1"	13"	11 ¹⁵ / ₁₆ "	BC1SDIV124	\$414.	\$456.	\$477.



Shelf divider, 13"h package of 4	1"	13"	12 ³ / ₈ "	BC1SDIV134	415.	457.	477.
----------------------------------	----	-----	----------------------------------	-------------------	------	------	------



Shelf divider, 14"h package of 4	1"	13"	13 ¹¹ / ₁₆ "	BC1SDIV144	422.	462.	482.
----------------------------------	----	-----	------------------------------------	-------------------	------	------	------



Order Code

Example: _____

Specification Information

Shelf dividers work with painted or veneer shelves.
 Dividers are non-handed and include shelf slots on one side for additional shelf division.

Application Notes

Shelf divider is adjustable in the field for use with either steel or veneer shelf or top position above it.
 Slots on shelf divider may only be used to support a shelf on the divider and an adjacent end or mid panel.

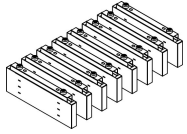
A shelf may NOT be supported between two shelf dividers.

Shelf dividers are not designed to be placed directly above a worksurface shelf at worksurface height.

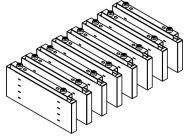
Shelf Dividers

package of 8
4" h, 5" h, 6" h and 7" h

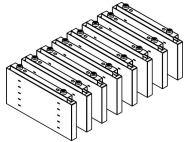
description	w	d	h	pattern no.	P1	P2	P3
Shelf divider, 4" h package of 8	1"	13"	4 ³ / ₁₆ "	BC1SDIV48	\$703.	\$773.	\$808.



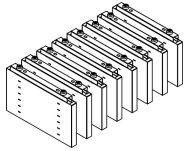
Shelf divider, 5" h package of 8	1"	13"	5 ¹ / ₄ "	BC1SDIV58	713.	782.	818.
----------------------------------	----	-----	---------------------------------	------------------	------	------	------



Shelf divider, 6" h package of 8	1"	13"	6 ⁵ / ₁₆ "	BC1SDIV68	723.	795.	830.
----------------------------------	----	-----	----------------------------------	------------------	------	------	------



Shelf divider, 7" h package of 8	1"	13"	7 ³ / ₈ "	BC1SDIV78	731.	804.	842.
----------------------------------	----	-----	---------------------------------	------------------	------	------	------



Order Code

Example:

Specification Information

Shelf dividers work with painted or veneer shelves.

Dividers are non-handed and include shelf slots on one side for additional shelf division.

Application Notes

Shelf divider is adjustable in the field for use with either steel or veneer shelf or top position above it.

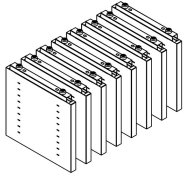
Slots on shelf divider may only be used to support a shelf on the divider and an adjacent end or mid panel.

A shelf may NOT be supported between two shelf dividers.

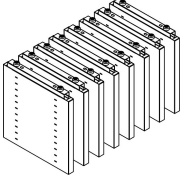
Shelf dividers are not designed to be placed directly above a worksurface shelf at worksurface height.

Shelf Dividers
package of 8
12" h, 13" h and 14" h

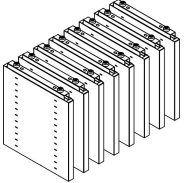
description	w	d	h	pattern no.	P1	P2	P3
Shelf divider, 12" h package of 8	1"	13"	11 ¹⁵ / ₁₆ "	BC1SDIV128	\$779.	\$857.	\$894.



Shelf divider, 13" h package of 8	1"	13"	12 ⁵ / ₈ "	BC1SDIV138	781.	858.	898.
-----------------------------------	----	-----	----------------------------------	-------------------	------	------	------



Shelf divider, 14" h package of 8	1"	13"	13 ¹¹ / ₁₆ "	BC1SDIV148	793.	869.	908.
-----------------------------------	----	-----	------------------------------------	-------------------	------	------	------



Order Code

Example:

Specification Information

Shelf dividers work with painted or veneer shelves.
 Dividers are non-handed and include shelf slots on one side for additional shelf division.

Application Notes

Shelf divider is adjustable in the field for use with either steel or veneer shelf or top position above it.
 Slots on shelf divider may only be used to support a shelf on the divider and an adjacent end or mid panel.

A shelf may NOT be supported between two shelf dividers.

Shelf dividers are not designed to be placed directly above a worksurface shelf at worksurface height.

Base Infeed, Base Power Transfer Block,
*Base Power Duplex Block, Base Duplex, Base Power Jumper
 and Knockout Cover 8-wire Power*

description	w	d	h	pattern no.	list
Base infeed, 72"	72"			BE2BI872	\$282.
Base infeed, 72" for New York	72"			BE2BI872NY	282.
Base infeed, 72" for San Francisco	72"			BE2BI872SF	282.
Base power transfer block				BE2BTB8	48.
Base power duplex block				BE2DBD8	111.
Base duplex (plg. of 6)				BE2BDUP6(1/2/3/3D/4D)	198.
Base power jumper	24"			BE2BPJ824	153.
	30"			BE2BPJ830	163.
	36"			BE2BPJ836	173.
	42"			BE2BPJ842	180.
	48"			BE2BPJ848	186.
	54"			BE2BPJ854	190.
	60"			BE2BPJ860	194.
	66"			BE2BPJ866	208.
	72"			BE2BPJ872	212.
	78"			BE2BPJ878	220.
	84"			BE2BPJ884	226.
	90"			BE2BPJ890	233.
	96"			BE2BPJ896	237.
	102"			BE2BPJ8102	243.
	108"			BE2BPJ8108	247.
114"			BE2BPJ8114	251.	
120"			BE2BPJ8120	253.	
Desk height knockout cover, package of 10				BE2KC10	78.

Order Code

Application Notes

Example:

Base infeed is designed to feed into an end panel with base infeed knockouts specified. There is room for two base infeeds at each end panel.

Base power transfer block provides four transition points to receive an infeed, a base power jumper or desk-height power module.

Base power duplex block provides four transition points to receive an infeed, a base power jumper or desk-height power module as well as a single base duplex on one or both sides of the block.

NOTE: When utilizing base duplexes, an electrical base with grommets must be ordered to accommodate wire access.

Base power jumper lengths are computed by adding the width of bases you are connecting to and divide by two and then add the full width of any bases that may be in between the ones being connected. If distance between connections exceeds 72", specify a base power block and an additional jumper to obtain the length desired.

Knockout cover is available in all core paint finishes.

Desk-Height Power Modules (one circuit)

Template

Circuits 1, 2, 3 and 4D (3+1)

Circuits 1, 2, 3D and 4D (2+2)

description	w	d	h	pattern no.	list
Desk-height power module, data/data	13"	3"	1 1/2"	BE2EPM8DD(1/2/3/3D/4D)	\$379.
Desk-height power module, data/iPod®	13"	3"	1 1/2"	BE2EPM8DP(1/2/3/3D/4D)	846.
Desk-height power module, iPod®/data	13"	3"	1 1/2"	BE2EPM8PD(1/2/3/3D/4D)	846.
Desk-height power module, data/USB	13"	3"	1 1/2"	BE2EPM8DU(1/2/3/3D/4D)	606.
Desk-height power module, USB/data	13"	3"	1 1/2"	BE2EPM8UD(1/2/3/3D/4D)	606.
Desk-height power module, iPod®/USB	13"	3"	1 1/2"	BE2EPM8PU(1/2/3/3D/4D)	1,082.
Desk-height power module, USB/iPod®	13"	3"	1 1/2"	BE2EPM8UP(1/2/3/3D/4D)	1,082.

iPod® is a registered trademark of Apple Inc. registered in the U.S. and other countries.

Order Code	Application Notes
Example: _____ _____ _____ _____	<p>Desk-height power modules are available in single circuit designations per module.</p> <p>Modules include a power jumper pigtail long enough to reach the center of any base from either an above desk height or below desk height position.</p> <p>Desk-height power modules include mounting bracket to position module just above or just below desk height.</p> <p>All desk height power modules include 4 simplexes in the center of each module. The remaining two simplex locations on either side are configured from left to right per the pattern number designation.</p> <p>D=2 data jack positions P=iPod® dock U=USB hub</p> <p>Data jack comes with a variety of bezels to accept the most common data modules as well as RGB and microphone jacks.</p> <p>iPod® dock includes headphone plug.</p> <p>USB hub module provides 4 powered USB jacks offering a shared total of 500mA for data or powered USB access.</p>

Desk-Height Power Modules (two circuits)

Circuits 1, 2, 3 and 4D (3+1)

Circuits 1, 2, 3D and 4D (2+2)

description	w	d	h	pattern no.	list
Desk-height power module, data/data	13"	3"	1 1/2"	BE2EPM8DD(14D/24D/34D/13D/23D)	\$432.
Desk-height power module, data/iPod®	13"	3"	1 1/2"	BE2EPM8DP(14D/24D/34D/13D/23D)	900.
Desk-height power module, data/USB	13"	3"	1 1/2"	BE2EPM8DU(14D/24D/34D/13D/23D)	658.
Desk-height power module, iPod®/data	13"	3"	1 1/2"	BE2EPM8PD(14D/24D/34D/13D/23D)	900.
Desk-height power module, iPod®/USB	13"	3"	1 1/2"	BE2EPM8PU(14D/24D/34D/13D/23D)	1,137.
Desk-height power module, USB/data	13"	3"	1 1/2"	BE2EPM8UD(14D/24D/34D/13D/23D)	658.
Desk-height power module, USB/iPod®	13"	3"	1 1/2"	BE2EPM8UP(14D/24D/34D/13D/23D)	1,137.

iPod® is a registered trademark of Apple Inc. registered in the U.S. and other countries.

Order Code	Application Notes		
Example: _____ _____ _____ _____	<p>Desk-height power modules are available in single circuit designations per module.</p> <p>Modules include a power jumper pigtail long enough to reach the center of any base from either an above desk height or below desk height position.</p> <p>Desk-height power modules include mounting bracket to position module just above or just below desk height.</p>	<p>All desk height power modules include 4 simplexes in the center of each module. The remaining two simplex locations on either side are configured from left to right per the pattern number designation.</p> <p>D=2 data jack positions P=iPod® dock U=USB hub</p> <p>Data jack comes with a variety of bezels to accept the most common data modules as well as RGB and microphone jacks.</p>	<p>iPod® dock includes headphone plug.</p> <p>USB hub module provides 4 powered USB jacks offering a shared total of 500mA for data or powered USB access.</p> <p>Dual circuit boxes split the 4 simplex outlets in the circuit options as listed in the pattern number. (example: suffix "14D" will provide circuit 1 on three simplexes and circuit 4D on the remaining simplex)</p>

Worksurface Mount Power Modules with three-prong plug

Template

description	w	d	h	pattern no.	list
Worksurface mount data/electrical Includes two data openings and two electrical simplexes	8"	2 1/2"	3"	BE2WMDE72C(W/B)	\$323.



Worksurface mount USB/electrical Includes powered USB hub and two electrical simplexes	8"	2 1/2"	3"	BE2WMUE72C(W/B)	682.
--	----	--------	----	------------------------	------



Worksurface mount iPod®/electrical Includes powered iPod® dock and two electrical simplexes	8"	2 1/2"	3"	BE2WMPE72C(W/B)	878.
---	----	--------	----	------------------------	------






iPod® is a registered trademark of Apple Inc. registered in the U.S. and other countries.

Order Code	Specification Information	Application Notes
Example: BE2WMDE72CW		
BE Template electrical	Worksurface mount electrical modules are available in either white (W) or black (B). Color applies to the face and ends of the unit. The body finish is clear aluminum.	Worksurface mount electrical modules clamp to the back edge of worksurface and include a 72" long cord with standard three-prong plug.
2 Generation 2		
WM Worksurface mount	Data, USB hub and iPod dock are located on left side of the module and electrical simplexes are on the right.	<p>Data/electrical module - Includes two data openings and two electrical simplexes. Data plugs are field connected and installed. Unit includes bezels to accommodate majority of data plug options available as well as RGB and microphone plugs. Access for data cords is located on the underside of module.</p> <p>USB/electrical module - USB hub module provides 4 powered USB jacks offering a shared total of 500mA for data or powered USB access.</p> <p>iPod/electrical module - Includes iPod dock with front access headphone jack. iPod dock is powered.</p>
DE Data/electrical		
72C 72" cord		
W White		

Worksurface Mount Power Modules

with modular jumper end

description	w	d	h	pattern no.	list
Worksurface mount data/electrical Includes two data openings and two electrical simplexes 	8"	2 1/2"	3"	BE2WMDE(1/2/3/3D/4D)108J(W/B)	\$323.
Worksurface mount USB/electrical Includes powered USB hub and two electrical simplexes 	8"	2 1/2"	3"	BE2WMUE(1/2/3/3D/4D)108J(W/B)	682.
Worksurface mount iPod®/electrical Includes powered iPod® dock and two electrical simplexes 	8"	2 1/2"	3"	BE2WMPE(1/2/3/3D/4D)108J(W/B)	878.

iPod® is a registered trademark of Apple Inc. registered in the U.S. and other countries.

	Specification Information	Application Notes
Example: BE2WMDE108JW BE Template electrical 2 Generation 2 WM Worksurface mount DE Data/electrical 108J 108" jumper W White	<p>Worksurface mount electrical modules are available in either white (W) or black (B). Color applies to the face and ends of the unit. The body finish is clear aluminum.</p> <p>Data, USB hub and iPod® dock are located on left side of the module and electrical simplexes are on the right.</p>	<p>Worksurface mount electrical modules clamp to the back edge of worksurface and include a 108" long metal conduit with modular jumper end to connect to Template power.</p> <p>Modules are designed for use with 28"h full backs with grommet and corresponding end or mid panel specified with electrical access.</p> <p>Jumper feeds through grommet and into below worksurface electrical knockout in end or mid panel so it may be routed into Template base to connect to Template electrical components.</p> <p>The 108" jumper length provides enough room to connect in a 48"w base, travel up to worksurface height and position the module on a perpendicular worksurface up to 48" from the Template wall.</p> <p>To compute the maximum distance the module may be placed on the worksurface from the perpendicular Template spine, take 108 and subtract the combination of one-half simplexes are on the right. the base width and 36.</p>

Ex. When connecting to a 42" w base 108 - (21+36) = up to 51" from the Template spine.

NOTE: Calculation provides maximum distance from perpendicular Template spine. Module may be placed closer to the spine with conduit slack taken up in the end/mid panel or base.

Data/electrical module - Includes two data openings and two electrical simplexes. Data plugs are field connected and installed. Unit includes bezels to accommodate majority of data plug options available as well as RGB and microphone plugs. Access for data cords is located on the underside of module.


USB/electrical module - USB hub module provides 4 powered USB jacks offering a shared total of 500mA for data or powered USB access.

iPod/electrical module - Includes iPod dock with front access headphone jack. iPod dock is powered.

Worksurface Mount Receptacle Block

Single duplex block

Template

description	w	pattern no.	list
Worksurface mount receptacle block 		BE2WMBD	\$123.
Base duplex (plg. of 6)		BE2BDUP6(1/2/3/3D/4D)	198.
Base power jumper	24"	BE2BPJ824	153.
	30"	BE2BPJ830	163.
	36"	BE2BPJ836	173.
	42"	BE2BPJ842	180.
	48"	BE2BPJ848	186.
	54"	BE2BPJ854	190.
	60"	BE2BPJ860	194.
	66"	BE2BPJ866	208.
	72"	BE2BPJ872	212.
	78"	BE2BPJ878	220.
	84"	BE2BPJ884	226.
	90"	BE2BPJ890	233.
	96"	BE2BPJ896	237.
	102"	BE2BPJ8102	243.
	108"	BE2BPJ8108	247.
	114"	BE2BPJ8114	251.
	120"	BE2BPJ8120	253.

Order Code	Specification Information	Application Notes
Example: BE2WMBD	Available in black only.	<p>Duplex block includes under worksurface mounting bracket as well as three P-clips for positioning conduit to underside of worksurface and against inside of end/mid panel.</p> <p>Duplex block is designed for use with 28" h full backs with grommet and corresponding end or mid panel specified with electrical access.</p> <p>A jumper feeds through grommet and into below worksurface electrical knock-out in end or mid panel so it may be routed into Template base to connect to Template electrical components.</p>
BE Template electrical		
2 Generation 2		
WM Worksurface mount		
BD Block for duplex		
		<p>To complete the jumper length required to connect the duplex block to an adjacent base, add the distance from the block to the Template wall, 36" to travel to the base and one-half the base width to reach a base power transfer block. Round up the next jumper size if dimension required does not equal an existing jumper length.</p> <p>Ex. To place a duplex block in the middle of a 60" worksurface connected to a Template spine with 42" w base. $30" + 36" + 21" = 87"$ (90" jumper would be utilized)</p>

Transition Jumpers

Dividends to Template

Template

description	type	pattern no.	list
Dividends to Template transition jumper, 3+1	for 15" w Template base	BE2DTJ822	\$281.
	for 18" w Template base	BE2DTJ825	289.
	for 24" w Template base	BE2DTJ828	298.
	for 30" w Template base	BE2DTJ831	304.
	for 36" w Template base	BE2DTJ834	311.
	for 42" w Template base	BE2DTJ837	319.
	for 48" w Template base	BE2DTJ840	325.
Dividends to Template transition jumper, 2+2	for 15" w Template base	BE2DTJ822-2	281.
	for 18" w Template base	BE2DTJ825-2	289.
	for 24" w Template base	BE2DTJ828-2	298.
	for 30" w Template base	BE2DTJ831-2	304.
	for 34" w Template base	BE2DTJ834-2	311.
	for 42" w Template base	BE2DTJ837-2	319.
	for 48" w Template base	BE2DTJ840-2	325.

Order Code

Application Notes



Example:

Jumper length assumes connection from Dividends panel electrical, through 15" w Dividends panel, into Template base

Rectangular Worksurfaces

18" d

Template

description	w	d	h	pattern no.	laminate	V1	V2	V3
Rectangular worksurface, 18" Template depth	36"	16"	1 1/4"	BW1R3618T(L/V)	\$210.	\$452.	\$519.	\$701.
	42"	16"	1 1/4"	BW1R4218T(L/V)	244.	474.	544.	734.
	48"	16"	1 1/4"	BW1R4818T(L/V)	272.	491.	563.	762.
	54"	16"	1 1/4"	BW1R5418T(L/V)	288.	510.	585.	790.
	60"	16"	1 1/4"	BW1R6018T(L/V)	315.	550.	634.	858.
	66"	16"	1 1/4"	BW1R6618T(L/V)	339.	569.	655.	884.
	72"	16"	1 1/4"	BW1R7218T(L/V)	357.	597.	689.	930.
	78"	16"	1 1/4"	BW1R7818T(L/V)	384.	607.	695.	937.
	84"	16"	1 1/4"	BW1R8418T(L/V)	404.	648.	744.	1,004.
Rectangular worksurface, 18" Pedestal depth	36"	17 1/2"	1 1/4"	BW1R3618P(L/V)	210.	452.	519.	701.
	42"	17 1/2"	1 1/4"	BW1R4218P(L/V)	244.	474.	544.	734.
	48"	17 1/2"	1 1/4"	BW1R4818P(L/V)	272.	491.	563.	762.
	54"	17 1/2"	1 1/4"	BW1R5418P(L/V)	288.	510.	585.	790.
	60"	17 1/2"	1 1/4"	BW1R6018P(L/V)	315.	550.	634.	858.
	66"	17 1/2"	1 1/4"	BW1R6618P(L/V)	339.	569.	655.	884.
	72"	17 1/2"	1 1/4"	BW1R7218P(L/V)	357.	597.	689.	930.
	78"	17 1/2"	1 1/4"	BW1R7818P(L/V)	384.	607.	695.	937.
	84"	17 1/2"	1 1/4"	BW1R8418P(L/V)	404.	648.	744.	1,004.

Order Code

Example:

Application Notes

Template depth worksurfaces are designed to mount perpendicular to worksurface shelves whose width matches that of the worksurface's depth.

Pedestal depth worksurfaces matches standard system worksurface depths (actual minus 1/2") and may mount to worksurface shelves whose width is a least 6" wider than the depth of the perpendicular worksurface.



Worksurface mounts to a perpendicular worksurface shelf with a flat bracket (ordered separately).

Worksurface will only mount to a perpendicular worksurface shelf.

Rectangular Worksurfaces

24" d

Template

description	w	d	h	pattern no.	laminate	V1	V2	V3
Rectangular worksurface, 24" d Template depth 	36"	22"	1 1/4"	BW1R3624T(L/V)	\$242.	\$483.	\$557.	\$752.
	42"	22"	1 1/4"	BW1R4224T(L/V)	277.	497.	572.	773.
	48"	22"	1 1/4"	BW1R4824T(L/V)	309.	536.	617.	830.
	54"	22"	1 1/4"	BW1R5424T(L/V)	337.	569.	655.	884.
	60"	22"	1 1/4"	BW1R6024T(L/V)	364.	613.	705.	950.
	66"	22"	1 1/4"	BW1R6624T(L/V)	391.	630.	725.	976.
	72"	22"	1 1/4"	BW1R7224T(L/V)	408.	658.	756.	1,021.
	78"	22"	1 1/4"	BW1R7824T(L/V)	438.	689.	792.	1,068.
	84"	22"	1 1/4"	BW1R8424T(L/V)	464.	718.	824.	1,115.
Rectangular worksurface, 24" d Pedestal depth 	36"	23 1/2"	1 1/4"	BW1R3624P(L/V)	242.	483.	557.	752.
	42"	23 1/2"	1 1/4"	BW1R4224P(L/V)	277.	497.	572.	773.
	48"	23 1/2"	1 1/4"	BW1R4824P(L/V)	309.	536.	617.	830.
	54"	23 1/2"	1 1/4"	BW1R5424P(L/V)	337.	569.	655.	884.
	60"	23 1/2"	1 1/4"	BW1R6024P(L/V)	364.	613.	705.	950.
	66"	23 1/2"	1 1/4"	BW1R6624P(L/V)	391.	630.	725.	976.
	72"	23 1/2"	1 1/4"	BW1R7224P(L/V)	408.	658.	756.	1,021.
	78"	23 1/2"	1 1/4"	BW1R7824P(L/V)	438.	689.	792.	1,068.
	84"	23 1/2"	1 1/4"	BW1R8424P(L/V)	464.	718.	824.	1,115.

Order Code

Example: _____

Application Notes

Template depth worksurfaces are designed to mount perpendicular to worksurface shelves whose width matches that of the worksurface's depth.

Pedestal depth worksurfaces matches standard system worksurface depths (actual minus 1/2") and may mount to worksurface shelves whose width is a least 6" wider than the depth of the perpendicular worksurface.


Worksurface mounts to a perpendicular worksurface shelf with a flat bracket (ordered separately).


Worksurface will only mount to a perpendicular worksurface shelf.

Rectangular Worksurfaces

30" d and 36" d

Template

description	w	d	h	pattern no.	laminate	V1	V2	V3
Rectangular worksurface, 30" d	36"	28"	1 1/4"	BW1R3630T(L/V)	\$300.	\$542.	\$625.	\$842.
Template depth	42"	28"	1 1/4"	BW1R4230T(L/V)	327.	562.	648.	872.
	48"	28"	1 1/4"	BW1R4830T(L/V)	364.	599.	691.	933.
	54"	28"	1 1/4"	BW1R5430T(L/V)	412.	652.	749.	1,009.
	60"	28"	1 1/4"	BW1R6030T(L/V)	453.	674.	775.	1,045.
	66"	28"	1 1/4"	BW1R6630T(L/V)	503.	688.	791.	1,067.
	72"	28"	1 1/4"	BW1R7230T(L/V)	523.	706.	812.	1,096.
	78"	28"	1 1/4"	BW1R7830T(L/V)	559.	739.	850.	1,147.
	84"	28"	1 1/4"	BW1R8430T(L/V)	592.	768.	884.	1,194.

Rectangular worksurface, 30" d	36"	29 1/2"	1 1/4"	BW1R3630P(L/V)	300.	542.	625.	842.
Pedestal depth	42"	29 1/2"	1 1/4"	BW1R4230P(L/V)	327.	562.	648.	872.
	48"	29 1/2"	1 1/4"	BW1R4830P(L/V)	364.	599.	691.	933.
	54"	29 1/2"	1 1/4"	BW1R5430P(L/V)	412.	652.	749.	1,009.
	60"	29 1/2"	1 1/4"	BW1R6030P(L/V)	453.	674.	775.	1,045.
	66"	29 1/2"	1 1/4"	BW1R6630P(L/V)	503.	688.	791.	1,067.
	72"	29 1/2"	1 1/4"	BW1R7230P(L/V)	523.	706.	812.	1,096.
	78"	29 1/2"	1 1/4"	BW1R7830P(L/V)	559.	739.	850.	1,147.
	84"	29 1/2"	1 1/4"	BW1R8430P(L/V)	592.	768.	884.	1,194.

Rectangular worksurface, 36" d	60"	34"	1 1/4"	BW1R6036T(L/V)	581.	777.	894.	1,207.
Template depth	66"	34"	1 1/4"	BW1R6636T(L/V)	641.	803.	925.	1,247.
	72"	34"	1 1/4"	BW1R7236T(L/V)	707.	830.	957.	1,292.

Rectangular worksurface, 36" d	60"	35 1/2"	1 1/4"	BW1R6036P(L/V)	581.	777.	894.	1,207.
Pedestal depth	66"	35 1/2"	1 1/4"	BW1R6636P(L/V)	641.	803.	925.	1,247.
	72"	35 1/2"	1 1/4"	BW1R7236P(L/V)	707.	830.	957.	1,292.

Order Code

Example:

Application Notes

Template depth worksurfaces are designed to mount perpendicular to worksurface shelves whose width matches that of the worksurface's depth.

Pedestal depth worksurfaces matches standard system worksurface depths (actual minus 1/2") and may mount to worksurface shelves whose width is a least 6" wider than the depth of the perpendicular worksurface.

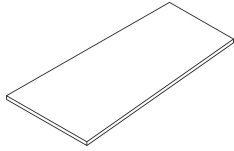
Worksurface mounts to a perpendicular worksurface shelf with a flat bracket (ordered separately).

Worksurface will only mount to a perpendicular worksurface shelf.

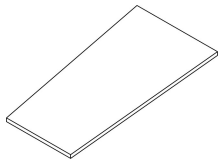
Trapezoid Worksurfaces

18"/24" d and 24"/18" d

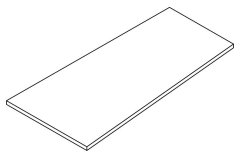
description	w	d	h	pattern no.	laminate	V1	V2	V3
Trapezoid worksurface, 18"/24"d	48"	16"/22"	1 1/4"	BW1T481824T(L/V)	\$491.	\$540.	\$621.	\$836.
Template depth	54"	16"/22"	1 1/4"	BW1T541824T(L/V)	504.	555.	639.	863.
	60"	16"/22"	1 1/4"	BW1T601824T(L/V)	519.	571.	657.	887.
	72"	16"/22"	1 1/4"	BW1T721824T(L/V)	618.	678.	779.	1,052.



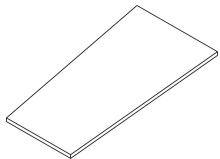
Trapezoid worksurface, 24"/18"d	48"	22"/16"	1 1/4"	BW1T482418T(L/V)	491.	540.	621.	836.
Template depth	54"	22"/16"	1 1/4"	BW1T542418T(L/V)	504.	555.	639.	863.
	60"	22"/16"	1 1/4"	BW1T602418T(L/V)	519.	571.	657.	887.
	72"	22"/16"	1 1/4"	BW1T722418T(L/V)	618.	678.	779.	1,052.



Trapezoid worksurface, 18"/24"d	48"	17 1/2"/23 1/2"	1 1/4"	BW1T481824P(L/V)	491.	540.	621.	836.
Pedestal depth	54"	17 1/2"/23 1/2"	1 1/4"	BW1T541824P(L/V)	504.	555.	639.	863.
	60"	17 1/2"/23 1/2"	1 1/4"	BW1T601824P(L/V)	519.	571.	657.	887.
	72"	17 1/2"/23 1/2"	1 1/4"	BW1T721824P(L/V)	618.	678.	779.	1,052.



Trapezoid worksurface, 24"/18"d	18"	23 1/2"/17 1/2"	1 1/4"	BW1T482418P(L/V)	491.	540.	621.	836.
Pedestal depth	54"	23 1/2"/17 1/2"	1 1/4"	BW1T542418P(L/V)	504.	555.	639.	863.
	60"	23 1/2"/17 1/2"	1 1/4"	BW1T602418P(L/V)	519.	571.	657.	887.
	72"	23 1/2"/17 1/2"	1 1/4"	BW1T722418P(L/V)	618.	678.	779.	1,052.



Order Code

Example:

Application Notes

Template depth worksurfaces are designed to mount perpendicular to worksurface shelves whose width matches that of the worksurface's depth.

Pedestal depth worksurfaces matches standard system worksurface depths (actual minus 1/2") and may mount to worksurface shelves whose width is a least 6" wider than the depth of the perpendicular worksurface.

Worksurface mounts to a perpendicular worksurface shelf with a flat bracket (ordered separately).

Worksurface will only mount to a perpendicular worksurface shelf.

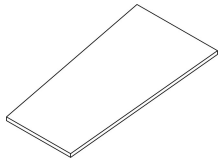
Trapezoid worksurface depths are configured left to right from the user edge.

The user edge is the angled edge. The back edge is perpendicular to both ends.

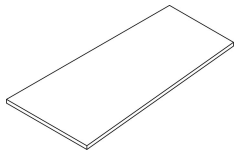
Trapezoid Worksurfaces

24/30" d and 30"/24" d

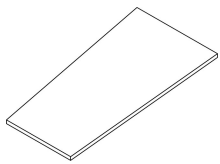
description	w	d	h	pattern no.	laminate	V1	V2	V3
Trapezoid worksurface, 24"/30"d	48"	22"/28"	1 1/4"	BW1T482430T(L/V)	\$593.	\$655.	\$752.	\$1,015.
Template depth	54"	22"/28"	1 1/4"	BW1T542430T(L/V)	614.	675.	776.	1,046.
	60"	22"/28"	1 1/4"	BW1T602430T(L/V)	630.	693.	796.	1,074.
	72"	22"/28"	1 1/4"	BW1T722430T(L/V)	658.	725.	831.	1,125.



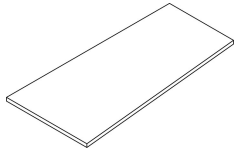
Trapezoid worksurface, 30"/24"d	48"	28"/22"	1 1/4"	BW1T483024T(L/V)	593.	655.	752.	1,015.
Template depth	54"	28"/22"	1 1/4"	BW1T543024T(L/V)	614.	675.	776.	1,046.
	60"	28"/22"	1 1/4"	BW1T603024T(L/V)	630.	693.	796.	1,074.
	72"	28"/22"	1 1/4"	BW1T723024T(L/V)	658.	725.	831.	1,125.



Trapezoid worksurface, 24"/30"d	48"	23 1/2"/29 1/2"	1 1/4"	BW1T482430P(L/V)	593.	655.	752.	1,015.
Pedestal depth	54"	23 1/2"/29 1/2"	1 1/4"	BW1T542430P(L/V)	614.	675.	776.	1,046.
	60"	23 1/2"/29 1/2"	1 1/4"	BW1T602430P(L/V)	630.	693.	796.	1,074.
	72"	23 1/2"/29 1/2"	1 1/4"	BW1T722430P(L/V)	658.	725.	831.	1,125.



Trapezoid worksurface, 30"/24"d	48"	29 1/2"/23 1/2"	1 1/4"	BW1T483024P(L/V)	593.	655.	752.	1,015.
Pedestal depth	54"	29 1/2"/23 1/2"	1 1/4"	BW1T543024P(L/V)	614.	675.	776.	1,046.
	60"	29 1/2"/23 1/2"	1 1/4"	BW1T603024P(L/V)	630.	693.	796.	1,074.
	72"	29 1/2"/23 1/2"	1 1/4"	BW1T723024P(L/V)	658.	725.	831.	1,125.



Order Code

Example:

Application Notes

Template depth worksurfaces are designed to mount perpendicular to worksurface shelves whose width matches that of the worksurface's depth.

Pedestal depth worksurfaces matches standard system worksurface depths (actual minus 1/2") and may mount to worksurface shelves whose width is a least 6" wider than the depth of the perpendicular worksurface.

Worksurface mounts to a perpendicular worksurface shelf with a flat bracket (ordered separately).

Worksurface will only mount to a perpendicular worksurface shelf.

Trapezoid worksurface depths are configured left to right from the user edge.

The user edge is the angled edge. The back edge is perpendicular to both ends.

120° Worksurfaces

24" d

description	w	d	h	pattern no.	laminate	V1	V2	V3
120° worksurface, 24"d, left hand	54"	22"	1 1/4"	BW1SL5424T(L/V)	\$451.	\$1,443.	\$1,660.	\$2,243.
Template depth	60"	22"	1 1/4"	BW1SL6024T(L/V)	469.	1,498.	1,723.	2,327.



120° worksurface, 24"d, right hand	54"	22"	1 1/4"	BW1SR5424T(L/V)	451.	1,443.	1,660.	2,243.
Template depth	60"	22"	1 1/4"	BW1SR6024T(L/V)	469.	1,498.	1,723.	2,327.



Order Code

Example:

Application Notes

Template depth worksurfaces are designed to mount perpendicular to worksurface shelves whose width matches that of the worksurface's depth.

Pedestal depth worksurface matches standard system worksurface depths (actual minus 1/2") and may mount to worksurface shelves whose width is at least 6" wider than the depth of the perpendicular worksurface.

Worksurface mounts to a perpendicular worksurface shelf with a flat bracket (ordered separately).

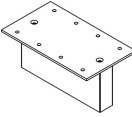


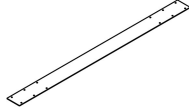
Worksurface will only mount to a perpendicular worksurface shelf.

Width is that of straight back edge.

120° worksurface requires two columns for proper support on non-flat bracketed end.

Support Brackets and Support Legs

Template

description	w	d	h	pattern no.	Black	P1	P2	P3
Credenza spacer 			4 3/4"	BW1CSB		\$159.	\$176.	\$182.
Flat bracket, single, black only 	18"			BW1FB18		39.		
	24"			BW1FB24		41.		
	30"			BW1FB30		43.		
Flat bracket, package of 10, black only	18"			BW1FB1810		308.		
	24"			BW1FB2410		324.		
	30"			BW1FB3010		343.		
Support column, round, black only 	3"			BW1SCR		259.		
Support leg, pedestal depth	17 1/2"	1 1/8"	27 3/16"	BW1SL18P		387.	426.	445.
	23 1/2"	1 1/8"	27 3/16"	BW1SL24P		399.	438.	459.
	29 1/2"	1 1/8"	27 3/16"	BW1SL30P		413.	453.	474.
	35 1/2"	1 1/8"	27 3/16"	BW1SL36P		424.	467.	485.
Support leg, Template depth	16"	1 1/8"	27 3/16"	BW1SL18T		387.	426.	445.
	22"	1 1/8"	27 3/16"	BW1SL24T		399.	438.	459.
	28"	1 1/8"	27 3/16"	BW1SL30T		413.	453.	474.
	34"	1 1/8"	27 3/16"	BW1SL36T		424.	467.	485.
Worksurface Reinforcement Strap 	31 1/2"			BW1WR54	71.	n/a	n/a	n/a
	37 1/2"			BW1WR60	72.	n/a	n/a	n/a
	43 1/2"			BW1WR66	76.	n/a	n/a	n/a
	48"			BW1WR72	78.	n/a	n/a	n/a
	54"			BW1WR78	81.	n/a	n/a	n/a
	60"			BW1WR84	83.	n/a	n/a	n/a

Order Code

Example:

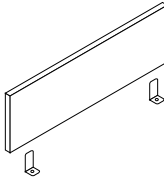
Application Notes

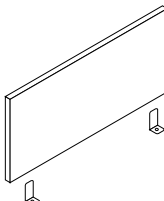
Credenza spacer supports a worksurface mounted to a credenza height worksurface shelf or to the top of a credenza height unit.

Flat bracket supports worksurface to perpendicular worksurface shelf and must match the depth of the worksurface.

Support leg supports either rectangular or trapezoid shape worksurface.

Worksurface reinforcement straps prevent bowing when no other support is utilized. Match unsupported width to width in pattern number to receive appropriate strap.

description	w	d	h	pattern no.	10	20	30	40
Worksurface privacy screen, 15" 	30"		15"	BC1PS1530	\$259.	\$299.	\$328.	\$368.
	36"		15"	BC1PS1536	310.	346.	381.	418.
	42"		15"	BC1PS1542	381.	411.	452.	493.
	48"		15"	BC1PS1548	427.	457.	503.	562.
	54"		15"	BC1PS1554	499.	527.	584.	637.
	60"		15"	BC1PS1560	549.	580.	634.	709.
	66"		15"	BC1PS1566	*	*	*	*
	72"		15"	BC1PS1572	*	*	*	*
	78"		15"	BC1PS1578	*	*	*	*

Worksurface privacy screen, 22" 	30"		22"	BC1PS2230	403.	433.	481.	515.
	36"		22"	BC1PS2236	497.	527.	582.	623.
	42"		22"	BC1PS2242	571.	602.	660.	734.
	48"		22"	BC1PS2248	670.	691.	763.	816.
	54"		22"	BC1PS2254	735.	763.	846.	899.
	60"		22"	BC1PS2260	783.	846.	932.	987.
	66"		22"	BC1PS2266	*	*	*	*
	72"		22"	BC1PS2272	*	*	*	*
	78"		22"	BC1PS2278	*	*	*	*

Order Code

Application Notes

Example:

Worksurface privacy screens mount to the back side of worksurfaces via brackets that mount to the underside of the worksurface.

Privacy screens are available in Morrison panel approved fabrics only.

15"h screens line up just above 42"h units.

22"h screens line up just above 50"h units.

*Screens 66" w and wider are available with fabric railroaded to fit the screens' width. Please contact Knoll Custom Product Development to establish pattern numbers.

description	w	d	h	pattern no.	list	P1	P2	P3
Installation kit				BC1INSTALL	\$72.			
End panel to Div. Hor. panel tie bar				BC1TDBAR	25.			
End panel to Div. Hor. panel brackets				BC1EPDPB(L/R)	30.			
Dividends Horizon panel to Template worksurface bracket				BC1PWS(L/R)	30.			
Coat hook, package of 10, chrome only				BC1CH10	69.			
Pencil tray holder, single includes painted holder and black pencil tray	12"	4"	3/4"	BC1PTH1		78.	85.	90.
Pencil tray holder, package of 4 includes painted holder and black pencil tray	12"	4"	3/4"	BC1PTH4		153.	169.	177.
Pencil tray holder, package of 8 includes painted holder and black pencil tray	12"	4"	3/4"	BC1PTH8		254.	279.	290.

Order Code

Application Information

Example:

Installation kit contains the following:

- Printed instruction manual
- Drill templates
- Glide wrench

The end panel to Div. Hor. Tie bar allows on- or off-module attachments of a Div. Hor. panel of any width to a Template end panel that is the same height or taller than the Div. Hor. panel.

End panel to Dividends Horizon panel brackets include an upper and lower bracket that attaches a Template end panel to the right or left side of any standard Dividends Horizon panel 42" h or taller that is the same height or taller than the end panel.

Dividends Horizon panel to Template worksurface bracket stabilizes a panel to a Template worksurface or top to credenza or worksurface height.

Coat hook mounts to inside of end or mid panel.

Pencil tray holder attaches to the slotted side(s) of either an end or mid panel.

Pencil tray holder is painted steel and comes with black pencil tray.

Markerboard tray may be positioned at worksurface height only between a 28" h full back below it and a mid or upper back above it. Tray and backs must be the same width.

description	type	w	d	h	pattern no.	list	P1	P2	P3
Box drawer partition, package of 6, black only			12"	6"	BD1BPAR6	\$49.			
File drawer partition, package of 6, black only			12"	12"	BD1FPAR6	99.			
Counterbalance Kit		18"	15"		BD1CBK18	167.			
		24"	15"		BD1CBK24	198.			
		30"	15"		BD1CBK30	237.			
		36"	15"		BD1CBK36	274.			
		42"	15"		BD1CBK42	309.			
		48"	15"		BD1CBK48	343.			
Pencil tray, single	black	12"	4"	3/4"	BC1PT1N	49.			
	clear	12"	4"	3/4"	BC1PT1C	56.			
Pencil tray, package of 4	black	12"	4"	3/4"	BC1PT4N	73.			
	clear	12"	4"	3/4"	BC1PT4C	86.			
Pencil tray, package of 8	black	12"	4"	3/4"	BC1PT8N	182.			
	clear	12"	4"	3/4"	BC1PT8C	218.			

Order Code

Application Information

Example:

Pencil tray works side-to-side in either a box or file drawer or front-to-back in box or file drawers utilizing drawer partitions.

Counterbalance kit must be specified for single width units up to 48" w that utilize a drawer kit and are not already ganged to a wall or another unit.

description	w	d	h	pattern no.	list	P1	P2	P3
Shelf space filler, deep (package of 5) for use with painted back and no inside insert	15"	3/4"	1 1/16"	BC1SHFP15		\$156.	\$171.	\$179.
	18"	3/4"	1 1/16"	BC1SHFP18		159.	176.	182.
	23"	3/4"	1 1/16"	BC1SHFP23		160.	177.	185.
	24"	3/4"	1 1/16"	BC1SHFP24		160.	177.	185.
	29"	3/4"	1 1/16"	BC1SHFP29		166.	182.	191.
	30"	3/4"	1 1/16"	BC1SHFP30		166.	182.	191.
	36"	3/4"	1 1/16"	BC1SHFP36		191.	209.	220.
	42"	3/4"	1 1/16"	BC1SHFP42		195.	212.	224.
	48"	3/4"	1 1/16"	BC1SHFP48		197.	218.	228.
Shelf space filler, narrow (package of 5) for use with painted back and inside insert or fabric back with not inside insert	15"	5/16"	1 1/16"	BC1SHFF15		156.	172.	179.
	18"	5/16"	1 1/16"	BC1SHFF18		160.	178.	185.
	23"	5/16"	1 1/16"	BC1SHFF23		164.	181.	190.
	24"	5/16"	1 1/16"	BC1SHFF24		164.	181.	190.
	29"	5/16"	1 1/16"	BC1SHFF29		169.	186.	195.
	30"	3/4"	1 1/16"	BC1SHFF30		169.	186.	195.
	36"	3/4"	1 1/16"	BC1SHFF36		194.	211.	222.
	42"	3/4"	1 1/16"	BC1SHFF42		198.	218.	228.
	48"	3/4"	1 1/16"	BC1SHFF48		202.	224.	233.
Slotted Shelf Partition (package of 4)		13"	9"	BC1SSPAR4		103.	112.	116.
Slotted Shelf Partition (package of 8)		13"	9"	BC1SSPAR8		152.	167.	176.
Worksurface shelf grommet, package of 10, field installed				BC1WSHKGROM10	61.			



Order Code

Example:

Application Information

Shelf space filler (deep) fills the space at the back of a shelf when utilized with a painted back and no inside inserts.


Shelf space filler (narrow) fills the space at the back of a shelf when utilized with a painted back and inside insert or a fabric back with no inside insert.

Shelf space filler works with standard shelves or one sided worksurface shelves only.

Slotted shelf partitions are utilized with slotted shelves only to divide space for tab file storage or binder separation/support.

Worksurface shelf grommet is field installed to provide additional wire management.

Grommet has a 2" diameter cover with 1 1/2" interior access.

description	type	w	d	h	pattern no.	list
	Use with 24" and wider overhead (24 LED's)	17"	2"	1/2"	BL4L17	\$520.
	Use with 36" and wider overhead (48 LED's)	31"	2"	1/2"	BL4L31	867.
	Use with 48" and wider overhead (72 LED's)	44"	2"	1/2"	BL4L44	1,130.
	Use with 66" and wider overhead (96 LED's)	58"	2"	1/2"	BL4L58	1,419.

Order Code

LED Task Light

Example: **BL4L17**

BL4 Task Light

L LED

17 Width

Application Information

LED Task Lights:

Includes LED's, power supply with 9-12' cord and mounting hardware. Housings are clear anodized aluminum with white color end-caps.

LED Task Lights:

Power cord is able to attach to either end of fixture.

Notes:

All task lights mount into the recess in the underside of overhead cabinets and shelves at least 6" wider than task light width.

All task lights are TCLP compliant and meet requirements of California Title 20 and Title 24.

Wall Mounting Suggestions

The following information is provided only as a guide, and represents minimum recommendations only. Knoll does not accept responsibility for the attachment of any Knoll product to a Customer's site wall. Wall specification/construction is the responsibility of the Customer and its structural engineer/architect. Failure to properly attach Knoll products to adequate wall structures can lead to property damage and/or personal injury.

You should consult your own structural engineers and/or architects and must not rely on the information provided herein.

It is the responsibility of the Customer and its structural engineers/architects to verify that the permanent structural walls (studs, blocks, solid masonry, etc.) on which the Knoll products are intended to be mounted are designed appropriately to support the product weight, PLUS 3 lbs. per linear inch for each useable shelf length

NOTE: A cabinet's top is considered a "useable shelf" and MUST be included in the calculation of the total load for an overhead cabinet.

It is the responsibility of the Customer and its structural engineer/architects to specify the fasteners and method for attaching the Knoll supplied wall mounting cleat, bracket, frame, etc. to the supporting wall and to confirm that the installers have adhered to these specifications. For all local building standards and codes, and additional requirements (including, but not limited to, seismic conditions) the Customer should always consult local code agencies.

	EXISTING CONSTRUCTION					
	NEW CONSTRUCTION	Cinder Block or Poured Concrete Masonry Wall	Wood Stud Wall, the studs being FULL HEIGHT to the roof/floor above	Wood Stud Wall, the studs being only Ceiling Height	Steel Stud Wall, the studs being FULL HEIGHT to the roof/floor above	Steel Stud Wall, the studs being only Ceiling Height
Stud Specification	Wood studs, grade #2 or better, 3 1/2" minimum width, OR Metal studs, minimum 25 gage thickness, 3 5/8" minimum width	The wall must be a minimum of 6" thick, and must be full height to the roof/ floor structure above	Wood studs must be Grade #2, or better, 3 1/2" minimum width	Wood studs must be Grade #2, or better, 3 1/2" minimum width	Metal studs must be minimum 25 gage thickness, 3 5/8" minimum width	Metal studs must be minimum 25 gage thickness, 3 5/8" minimum width
Stud Centers	Metal and wood studs must be spaced at 16" c/c maximum	N/A	Wood studs must be spaced at 16" c/c maximum	Wood studs must be spaced at 16" c/c maximum"	Metal studs must be spaced at 16" c/c maximum	Metal studs must be spaced at 16" c/c maximum
Stud Height	Metal and wood studs must extend upwards, and be securely attached to the roof/ floor structure above			Wood studs must be braced above the ceiling, and be securely attached to the roof/floor structure above Affix #2 grade 'cap' across the top of the studs, then place diagonal studs from the top cap up to underside of the roof/ floor structure above		Metal studs must be braced above the ceiling, and be securely attached to the roof/floor structure above Affix metal bracing 'cap' across the top of the studs, then place diagonal studs from the top cap up to underside of the roof / floor structure above
Mounting the Knoll Supplied Cleat, Bracket, Frame, etc*	Insert a 2" X 6" wood block, #2 grade or better, [or a Danback™ flexible wood backing system] horizontally between each of the studs to accommodate the full width of the cabinet, and beyond to the next stud. Fasten the wood block to each stud using three screws at the ends of each block. (Fasten the Danback™ as directed by the manufacturer) Fasten the Knoll supplied wall mounting cleat, bracket, frame, etc directly to each wood block every 6" For wall mounting structures that have a rectangular frame-like configuration: fasten the top horizontal element of the frame to the wood blocking every 6", and fasten the lower horizontal element to each wall stud, using one fastener per stud.	Fasten the Knoll supplied cabinet wall mounting cleat, bracket, frame, etc. directly to the masonry wall every 6" For wall mounting structures that have a rectangular frame-like configuration: fasten the top horizontal element of the frame to the wall every 6", and fasten the lower horizontal element to the wall every 16"	In the desired location of the cabinet mounting rail, remove an 8" high section of drywall the width of the cabinet, and beyond to the next stud. Insert a 2" X 6" wood block, #2 grade or better, horizontally between each of the exposed studs. Fasten the wood block to each stud using three screws at the ends of each block. Replace the drywall and repair as desired. Fasten the Knoll supplied wall mounting cleat, rail, frame, etc directly to the wood block every 6" For wall mounting structures that have a rectangular frame-like configuration: fasten the top horizontal element of the frame to the wood blocking every 6", and fasten the lower horizontal element to each wall stud, using one fastener per stud.	In the desired location of the cabinet mounting rail, remove an 8" high section of drywall the width of the cabinet, and beyond to the next stud. Insert a 2" X 6" wood block, #2 grade or better, horizontally between each of the exposed studs. Fasten the wood block to each stud using three screws at the ends of each block. Replace the drywall and repair as desired. Fasten the Knoll supplied wall mounting cleat, rail, frame, etc directly to the wood block every 6" For wall mounting structures that have a rectangular frame-like configuration: fasten the top horizontal element of the frame to the wood blocking every 6", and fasten the lower horizontal element to each wall stud, using one fastener per stud.	In the desired location of the cabinet mounting rail, remove an 8" high section of drywall the width of the cabinet, and beyond to the next stud. Insert a 2" X 6" wood block, #2 grade or better, [or a Danback™ flexible wood backing system] horizontally between each of the exposed studs. Fasten the wood block to each stud using three screws at the ends of each block. Replace the drywall and repair as desired. Fasten the Knoll supplied wall mounting cleat, rail, frame, etc directly to the wood block every 6" For wall mounting structures that have a rectangular frame-like configuration: fasten the top horizontal element of the frame to the wood blocking every 6", and fasten the lower horizontal element to each wall stud, using one fastener per stud.	In the desired location of the cabinet mounting rail, remove an 8" high section of drywall the width of the cabinet, and beyond to the next stud. Insert a 2" X 6" wood block, #2 grade or better, [or a Danback™ flexible wood backing system] horizontally between each of the exposed studs. Fasten the wood block to each stud using three screws at the ends of each block. Replace the drywall and repair as desired. Fasten the Knoll supplied wall mounting cleat, rail, frame, etc directly to the wood block every 6" For wall mounting structures that have a rectangular frame-like configuration: fasten the top horizontal element of the frame to the wood blocking every 6", and fasten the lower horizontal element to each wall stud, using one fastener per stud.
*Graham Wall Hung Shelf	The Graham Wall Hung Shelf Bracket (and others like it) requires full support behind the full height of the bracket This should be accomplished by insertion of additional 2"X 6" wood blocking between the studs as defined above	Fasten the Knoll supplied wall mounting brackets directly to the masonry wall, using the holes provided in each bracket	The Graham Wall Hung Shelf Bracket (and others like it) requires full support behind the full height of the bracket This should be accomplished by insertion of additional 2"X 6" wood blocking between the studs as defined above	The Graham Wall Hung Shelf Bracket (and others like it) requires full support behind the full height of the bracket This should be accomplished by insertion of additional 2"X 6" wood blocking between the studs as defined above	The Graham Wall Hung Shelf Bracket (and others like it) requires full support behind the full height of the bracket This should be accomplished by insertion of additional 2"X 6" wood blocking between the studs as defined above	The Graham Wall Hung Shelf Bracket (and others like it) requires full support behind the full height of the bracket This should be accomplished by insertion of additional 2"X 6" wood blocking between the studs as defined above
Fasten the Knoll supplied wall cleat with...	#10 x 2 1/2" Grabber Woodys Screws or equiv. @ 6" c/c, screwed directly into the wood blocking	3/16" x 3 1/2" Tapcon Masonry Screws or equiv. @ 6" c/c with 1-1/4" embedment, screwed directly into the masonry wall	#10 x 2 1/2" Grabber Woodys Screws or equiv. @ 6" c/c, screwed directly into the wood blocking	#10 x 2 1/2" Grabber Woodys Screws or equiv. @ 6" c/c, screwed directly into the wood blocking	#10 x 2 1/2" Grabber Woodys Screws or equiv. @ 6" c/c, screwed directly into the wood blocking	#10 x 2 1/2" Grabber Woodys Screws or equiv. @ 6" c/c, screwed directly into the wood blocking

Alpha-Numeric Index

<i>pattern no.</i>	<i>page</i>	<i>pattern no.</i>	<i>page</i>	<i>pattern no.</i>	<i>page</i>	<i>pattern no.</i>	<i>page</i>
BB1MBK1218F	44	BB1MBK641542CP	41	BB1MBK711536WF	47	BB1MBK782030WP	43
BB1MBK1218P	39	BB1MBK641542WF	46	BB1MBK711536WP	42	BB1MBK782036CF	48
BB1MBK1224F	44	BB1MBK641542WP	41	BB1MBK711542CF	47	BB1MBK782036CP	43
BB1MBK1224P	39	BB1MBK641548CF	46	BB1MBK711542CP	42	BB1MBK782036WF	48
BB1MBK1230F	44	BB1MBK641548CP	41	BB1MBK711542WF	47	BB1MBK782036WP	43
BB1MBK1230P	39	BB1MBK641548WF	46	BB1MBK711542WP	42	BB1MBK782042CF	48
BB1MBK1236F	44	BB1MBK641548WP	41	BB1MBK711548CF	47	BB1MBK782042CP	43
BB1MBK1236P	39	BB1MBK641560CF	46	BB1MBK711548CP	42	BB1MBK782042WF	48
BB1MBK1242F	44	BB1MBK641560CP	41	BB1MBK711548WF	47	BB1MBK782042WP	43
BB1MBK1242P	39	BB1MBK641560WF	46	BB1MBK711548WP	42	BB1MBK782048CF	48
BB1MBK1248F	44	BB1MBK641560WP	41	BB1MBK711560CF	47	BB1MBK782048CP	43
BB1MBK1248P	39	BB1MBK641572CF	46	BB1MBK711560CP	42	BB1MBK782048WF	48
BB1MBK571518CF	45	BB1MBK641572CP	41	BB1MBK711560WF	47	BB1MBK782048WP	43
BB1MBK571518CP	40	BB1MBK641572WF	46	BB1MBK711560WP	42	BB1MBK782060CF	48
BB1MBK571518WF	45	BB1MBK641572WP	41	BB1MBK711572CF	47	BB1MBK782060CP	43
BB1MBK571518WP	40	BB1MBK642018CF	46	BB1MBK711572CP	42	BB1MBK782060WF	48
BB1MBK571524CF	45	BB1MBK642018CP	41	BB1MBK711572WF	47	BB1MBK782060WP	43
BB1MBK571524CP	40	BB1MBK642018WF	46	BB1MBK711572WP	42	BB1MBK782072CF	48
BB1MBK571524WF	45	BB1MBK642018WP	41	BB1MBK712018CF	47	BB1MBK782072CP	43
BB1MBK571524WP	40	BB1MBK642024CF	46	BB1MBK712018CP	42	BB1MBK782072WF	48
BB1MBK571530CF	45	BB1MBK642024CP	41	BB1MBK712018WF	47	BB1MBK782072WP	43
BB1MBK571530CP	40	BB1MBK642024WF	46	BB1MBK712018WP	42	BB1UBK1418F	34
BB1MBK571530WF	45	BB1MBK642024WP	41	BB1MBK712024CF	47	BB1UBK1418P	31
BB1MBK571530WP	40	BB1MBK642030CF	46	BB1MBK712024CP	42	BB1UBK1424F	34
BB1MBK571536CF	45	BB1MBK642030CP	41	BB1MBK712024WF	47	BB1UBK1424P	31
BB1MBK571536CP	40	BB1MBK642030WF	46	BB1MBK712024WP	42	BB1UBK1430F	34
BB1MBK571536WF	45	BB1MBK642030WP	41	BB1MBK712030CF	47	BB1UBK1430P	31
BB1MBK571536WP	40	BB1MBK642036CF	46	BB1MBK712030CP	42	BB1UBK1436F	34
BB1MBK571542CF	45	BB1MBK642036CP	41	BB1MBK712030WF	47	BB1UBK1436P	31
BB1MBK571542CP	40	BB1MBK642036WF	46	BB1MBK712030WP	42	BB1UBK1442F	34
BB1MBK571542WF	45	BB1MBK642036WP	41	BB1MBK712036CF	47	BB1UBK1442P	31
BB1MBK571542WP	40	BB1MBK642042CF	46	BB1MBK712036CP	42	BB1UBK1448F	34
BB1MBK571548CF	45	BB1MBK642042CP	41	BB1MBK712036WF	47	BB1UBK1448P	31
BB1MBK571548CP	40	BB1MBK642042WF	46	BB1MBK712036WP	42	BB1UBK1518F	34
BB1MBK571548WF	45	BB1MBK642042WP	41	BB1MBK712042CF	47	BB1UBK1518P	31
BB1MBK571548WP	40	BB1MBK642048CF	46	BB1MBK712042CP	42	BB1UBK1524F	34
BB1MBK571560CF	45	BB1MBK642048CP	41	BB1MBK712042WF	47	BB1UBK1524P	31
BB1MBK571560CP	40	BB1MBK642048WF	46	BB1MBK712042WP	42	BB1UBK1530F	34
BB1MBK571560WF	45	BB1MBK642048WP	41	BB1MBK712048CF	47	BB1UBK1530P	31
BB1MBK571560WP	40	BB1MBK642060CF	46	BB1MBK712048CP	42	BB1UBK1536F	34
BB1MBK571572CF	45	BB1MBK642060CP	41	BB1MBK712048WF	47	BB1UBK1536P	31
BB1MBK571572CP	40	BB1MBK642060WF	46	BB1MBK712048WP	42	BB1UBK1542F	34
BB1MBK571572WF	45	BB1MBK642060WP	41	BB1MBK712060CF	47	BB1UBK1542P	31
BB1MBK571572WP	40	BB1MBK642072CF	46	BB1MBK712060CP	42	BB1UBK1548F	34
BB1MBK641518CF	46	BB1MBK642072CP	41	BB1MBK712060WF	47	BB1UBK1548P	31
BB1MBK641518CP	41	BB1MBK642072WF	46	BB1MBK712060WP	42	BB1UBK1560F	34
BB1MBK641518WF	46	BB1MBK642072WP	41	BB1MBK712072CF	47	BB1UBK1560P	31
BB1MBK641518WP	41	BB1MBK711518CF	47	BB1MBK712072CP	42	BB1UBK1572F	34
BB1MBK641524CF	46	BB1MBK711518CP	42	BB1MBK712072WF	47	BB1UBK1572P	31
BB1MBK641524CP	41	BB1MBK711518WF	47	BB1MBK712072WP	42	BB1UBK2018F	35
BB1MBK641524WF	46	BB1MBK711518WP	42	BB1MBK782018CF	48	BB1UBK2018P	31
BB1MBK641524WP	41	BB1MBK711524CF	47	BB1MBK782018CP	43	BB1UBK2024F	35
BB1MBK641530CF	46	BB1MBK711524CP	42	BB1MBK782018WF	48	BB1UBK2024P	31
BB1MBK641530CP	41	BB1MBK711524WF	47	BB1MBK782018WP	43	BB1UBK2030F	35
BB1MBK641530WF	46	BB1MBK711524WP	42	BB1MBK782024CF	48	BB1UBK2030P	31
BB1MBK641530WP	41	BB1MBK711530CF	47	BB1MBK782024CP	43	BB1UBK2036F	35
BB1MBK641536CF	46	BB1MBK711530CP	42	BB1MBK782024WF	48	BB1UBK2036P	31
BB1MBK641536CP	41	BB1MBK711530WF	47	BB1MBK782024WP	43	BB1UBK2042F	35
BB1MBK641536WF	46	BB1MBK711530WP	42	BB1MBK782030CF	48	BB1UBK2042P	31
BB1MBK641536WP	41	BB1MBK711536CF	47	BB1MBK782030CP	43	BB1UBK2048F	35
BB1MBK641542CF	46	BB1MBK711536CP	42	BB1MBK782030WF	48	BB1UBK2048P	31

<i>pattern no.</i>	<i>page</i>	<i>pattern no.</i>	<i>page</i>	<i>pattern no.</i>	<i>page</i>	<i>pattern no.</i>	<i>page</i>
BB1UBK2060F	35	BB1UBK4218P	33	BB2FBK2536F	24	BB2FBK6415P	23
BB1UBK2060P	31	BB1UBK4224F	38	BB2FBK2536P	21	BB2FBK6418F	26
BB1UBK2072F	35	BB1UBK4224P	33	BB2FBK2542F	24	BB2FBK6418P	23
BB1UBK2072P	31	BB1UBK4230F	38	BB2FBK2542P	21	BB2FBK6424F	26
BB1UBK2218F	35	BB1UBK4230P	33	BB2FBK2548F	24	BB2FBK6424P	23
BB1UBK2218P	31	BB1UBK4236F	38	BB2FBK2548P	21	BB2FBK6430F	26
BB1UBK2224F	35	BB1UBK4236P	33	BB2FBK2818F	24	BB2FBK6430P	23
BB1UBK2224P	31	BB1UBK4242F	38	BB2FBK2818P	21	BB2FBK6436F	26
BB1UBK2230F	35	BB1UBK4242P	33	BB2FBK2823F	24	BB2FBK6436P	23
BB1UBK2230P	31	BB1UBK4248F	38	BB2FBK2823P	21	BB2FBK6442F	26
BB1UBK2236F	35	BB1UBK4248P	33	BB2FBK2824F	24	BB2FBK6442P	23
BB1UBK2236P	31	BB1UBK4318F	38	BB2FBK2824P	21	BB2FBK6448F	26
BB1UBK2242F	35	BB1UBK4318P	33	BB2FBK2829F	24	BB2FBK6448P	23
BB1UBK2242P	31	BB1UBK4324F	38	BB2FBK2829P	21	BB2FBK7115F	26
BB1UBK2248F	35	BB1UBK4324P	33	BB2FBK2830F	24	BB2FBK7115P	23
BB1UBK2248P	31	BB1UBK4330F	38	BB2FBK2830P	21	BB2FBK7118F	26
BB1UBK2818F	36	BB1UBK4330P	33	BB2FBK2836F	24	BB2FBK7118P	23
BB1UBK2818P	32	BB1UBK4336F	38	BB2FBK2836P	21	BB2FBK7124F	26
BB1UBK2824F	36	BB1UBK4336P	33	BB2FBK2842F	24	BB2FBK7124P	23
BB1UBK2824P	32	BB1UBK4342F	38	BB2FBK2842P	21	BB2FBK7130F	26
BB1UBK2830F	36	BB1UBK4342P	33	BB2FBK2848F	24	BB2FBK7130P	23
BB1UBK2830P	32	BB1UBK4348F	38	BB2FBK2848P	21	BB2FBK7136F	26
BB1UBK2836F	36	BB1UBK4348P	33	BB2FBK4215F	24	BB2FBK7136P	23
BB1UBK2836P	32	BB1UBK4918F	38	BB2FBK4215P	21	BB2FBK7142F	26
BB1UBK2842F	36	BB1UBK4918P	33	BB2FBK4218F	24	BB2FBK7142P	23
BB1UBK2842P	32	BB1UBK4924F	38	BB2FBK4218P	21	BB2FBK7148F	26
BB1UBK2848F	36	BB1UBK4924P	33	BB2FBK4224F	24	BB2FBK7148P	23
BB1UBK2848P	32	BB1UBK4930F	38	BB2FBK4224P	21	BB2FBK7818F	26
BB1UBK2918F	36	BB1UBK4930P	33	BB2FBK4230F	24	BB2FBK7818P	23
BB1UBK2918P	32	BB1UBK4936F	38	BB2FBK4230P	21	BB2FBK7824F	26
BB1UBK2924F	36	BB1UBK4936P	33	BB2FBK4236F	24	BB2FBK7824P	23
BB1UBK2924P	32	BB1UBK4942F	38	BB2FBK4236P	21	BB2FBK7830F	26
BB1UBK2930F	36	BB1UBK4942P	33	BB2FBK4242F	24	BB2FBK7830P	23
BB1UBK2930P	32	BB1UBK4948F	38	BB2FBK4242P	21	BB2FBK7836F	26
BB1UBK2936F	36	BB1UBK4948P	33	BB2FBK4248F	24	BB2FBK7836P	23
BB1UBK2936P	32	BB2FBK1618F	24	BB2FBK4248P	21	BB2FBK7842F	26
BB1UBK2942F	36	BB2FBK1618P	21	BB2FBK5015F	25	BB2FBK7842P	23
BB1UBK2942P	32	BB2FBK1624F	24	BB2FBK5015P	22	BB2FBK7848F	26
BB1UBK2948F	36	BB2FBK1624P	21	BB2FBK5018F	25	BB2FBK7848P	23
BB1UBK2948P	32	BB2FBK1630F	24	BB2FBK5018P	22	BB2LBK4218F	29
BB1UBK3518F	37	BB2FBK1630P	21	BB2FBK5024F	25	BB2LBK4218P	27
BB1UBK3518P	32	BB2FBK1636F	24	BB2FBK5024P	22	BB2LBK4224F	29
BB1UBK3524F	37	BB2FBK1636P	21	BB2FBK5030F	25	BB2LBK4224P	27
BB1UBK3524P	32	BB2FBK1642F	24	BB2FBK5030P	22	BB2LBK4230F	29
BB1UBK3530F	37	BB2FBK1642P	21	BB2FBK5036F	25	BB2LBK4230P	27
BB1UBK3530P	32	BB2FBK1648F	24	BB2FBK5036P	22	BB2LBK4236F	29
BB1UBK3536F	37	BB2FBK1648P	21	BB2FBK5042F	25	BB2LBK4236P	27
BB1UBK3536P	32	BB2FBK2218F	24	BB2FBK5042P	22	BB2LBK4242F	29
BB1UBK3542F	37	BB2FBK2218P	21	BB2FBK5048F	25	BB2LBK4242P	27
BB1UBK3542P	32	BB2FBK2224F	24	BB2FBK5048P	22	BB2LBK4248F	29
BB1UBK3548F	37	BB2FBK2224P	21	BB2FBK5715F	26	BB2LBK4248P	27
BB1UBK3548P	32	BB2FBK2230F	24	BB2FBK5715P	23	BB2LBK4418F	29
BB1UBK3618F	37	BB2FBK2230P	21	BB2FBK5718F	26	BB2LBK4418P	27
BB1UBK3618P	32	BB2FBK2236F	24	BB2FBK5718P	23	BB2LBK4424F	29
BB1UBK3624F	37	BB2FBK2236P	21	BB2FBK5724F	26	BB2LBK4424P	27
BB1UBK3624P	32	BB2FBK2242F	24	BB2FBK5724P	23	BB2LBK4430F	29
BB1UBK3630F	37	BB2FBK2242P	21	BB2FBK5730F	26	BB2LBK4430P	27
BB1UBK3630P	32	BB2FBK2248F	24	BB2FBK5730P	23	BB2LBK4436F	29
BB1UBK3636F	37	BB2FBK2248P	21	BB2FBK5736F	26	BB2LBK4436P	27
BB1UBK3636P	32	BB2FBK2518F	24	BB2FBK5736P	23	BB2LBK4442F	29
BB1UBK3642F	37	BB2FBK2518P	21	BB2FBK5742F	26	BB2LBK4442P	27
BB1UBK3642P	32	BB2FBK2524F	24	BB2FBK5742P	23	BB2LBK4448F	29
BB1UBK3648F	37	BB2FBK2524P	21	BB2FBK5748F	26	BB2LBK4448P	27
BB1UBK3648P	32	BB2FBK2530F	24	BB2FBK5748P	23	BB2LBK4918F	29
BB1UBK4218F	38	BB2FBK2530P	21	BB2FBK6415F	26	BB2LBK4918P	27

<i>pattern no.</i>	<i>page</i>	<i>pattern no.</i>	<i>page</i>	<i>pattern no.</i>	<i>page</i>	<i>pattern no.</i>	<i>page</i>
BB2L.BK4924F	29	BC1EP42KNS	11	BC1FFINS2542	49	BC1FVINS2530	52
BB2L.BK4924P	27	BC1EP42NN(L/V)	12	BC1FFINS2548	49	BC1FVINS2536	52
BB2L.BK4930F	29	BC1EP42NNS	11	BC1FFINS2818	49	BC1FVINS2542	52
BB2L.BK4930P	27	BC1EP50KK(L/V)	12	BC1FFINS2823	49	BC1FVINS2548	52
BB2L.BK4936F	29	BC1EP50KKS	11	BC1FFINS2824	49	BC1FVINS2818	52
BB2L.BK4936P	27	BC1EP50KN(L/V)	12	BC1FFINS2829	49	BC1FVINS2823	52
BB2L.BK4942F	29	BC1EP50KNS	11	BC1FFINS2830	49	BC1FVINS2824	52
BB2L.BK4942P	27	BC1EP50NN(L/V)	12	BC1FFINS2836	49	BC1FVINS2829	52
BB2L.BK4948F	29	BC1EP50NNS	11	BC1FFINS2842	49	BC1FVINS2830	52
BB2L.BK4948P	27	BC1EP57KK(L/V)	12	BC1FFINS2848	49	BC1FVINS2836	52
BB2L.BK5118F	30	BC1EP57KKS	11	BC1FFINS4215	49	BC1FVINS2842	52
BB2L.BK5118P	28	BC1EP57KN(L/V)	12	BC1FFINS4218	49	BC1FVINS2848	52
BB2L.BK5124F	30	BC1EP57KNS	11	BC1FFINS4224	49	BC1FVINS4215	52
BB2L.BK5124P	28	BC1EP57NN(L/V)	12	BC1FFINS4230	49	BC1FVINS4218	52
BB2L.BK5130F	30	BC1EP57NNS	11	BC1FFINS4236	49	BC1FVINS4224	52
BB2L.BK5130P	28	BC1EP64KK(L/V)	12	BC1FFINS4242	49	BC1FVINS4230	52
BB2L.BK5136F	30	BC1EP64KKS	11	BC1FFINS4248	49	BC1FVINS4236	52
BB2L.BK5136P	28	BC1EP64KN(L/V)	12	BC1FFINS5015	50	BC1FVINS4242	52
BB2L.BK5142F	30	BC1EP64KNS	11	BC1FFINS5018	50	BC1FVINS4248	52
BB2L.BK5142P	28	BC1EP64NN(L/V)	12	BC1FFINS5024	50	BC1FVINS5015	53
BB2L.BK5148F	30	BC1EP64NNS	11	BC1FFINS5030	50	BC1FVINS5018	53
BB2L.BK5148P	28	BC1EP71KK(L/V)	12	BC1FFINS5036	50	BC1FVINS5024	53
BB2L.BK5618F	30	BC1EP71KKS	11	BC1FFINS5042	50	BC1FVINS5030	53
BB2L.BK5618P	28	BC1EP71KN(L/V)	12	BC1FFINS5048	50	BC1FVINS5036	53
BB2L.BK5624F	30	BC1EP71KNS	11	BC1FFINS5715	51	BC1FVINS5042	53
BB2L.BK5624P	28	BC1EP71NN(L/V)	12	BC1FFINS5718	51	BC1FVINS5048	53
BB2L.BK5630F	30	BC1EP71NNS	11	BC1FFINS5724	51	BC1FVINS5715	54
BB2L.BK5630P	28	BC1EP78KK(L/V)	12	BC1FFINS5730	51	BC1FVINS5718	54
BB2L.BK5636F	30	BC1EP78KKS	11	BC1FFINS5736	51	BC1FVINS5724	54
BB2L.BK5636P	28	BC1EP78KN(L/V)	12	BC1FFINS5742	51	BC1FVINS5730	54
BB2L.BK5642F	30	BC1EP78KNS	11	BC1FFINS5748	51	BC1FVINS5736	54
BB2L.BK5642P	28	BC1EP78NN(L/V)	12	BC1FFINS6415	51	BC1FVINS5742	54
BB2L.BK5648F	30	BC1EP78NNS	11	BC1FFINS6418	51	BC1FVINS5748	54
BB2L.BK5648P	28	BC1EPDPB(L/R)	112	BC1FFINS6424	51	BC1FVINS6415	54
BB2L.BK5818F	30	BC1ETOP1515(S/L/V)	20	BC1FFINS6430	51	BC1FVINS6418	54
BB2L.BK5818P	28	BC1ETOP1518(S/L/V)	20	BC1FFINS6436	51	BC1FVINS6424	54
BB2L.BK5824F	30	BC1ETOP1524(S/L/V)	20	BC1FFINS6442	51	BC1FVINS6430	54
BB2L.BK5824P	28	BC1ETOP1530(S/L/V)	20	BC1FFINS6448	51	BC1FVINS6436	54
BB2L.BK5830F	30	BC1ETOP1536(S/L/V)	20	BC1FFINS7115	51	BC1FVINS6442	54
BB2L.BK5830P	28	BC1ETOP1542(S/L/V)	20	BC1FFINS7118	51	BC1FVINS6448	54
BB2L.BK5836F	30	BC1ETOP1548(S/L/V)	20	BC1FFINS7124	51	BC1FVINS7115	54
BB2L.BK5836P	28	BC1ETOP1560P(S/L/V)	20	BC1FFINS7130	51	BC1FVINS7118	54
BB2L.BK5842F	30	BC1ETOP1572P(S/L/V)	20	BC1FFINS7136	51	BC1FVINS7124	54
BB2L.BK5842P	28	BC1ETOPW1518(L/V)	19	BC1FFINS7142	51	BC1FVINS7130	54
BB2L.BK5848F	30	BC1ETOPW1524(L/V)	19	BC1FFINS7148	51	BC1FVINS7136	54
BB2L.BK5848P	28	BC1ETOPW1530(L/V)	19	BC1FFINS7818	51	BC1FVINS7142	54
BC1CH10	112	BC1ETOPW1536(L/V)	19	BC1FFINS7824	51	BC1FVINS7148	54
BC1CSH24	87	BC1ETOPW1542(L/V)	19	BC1FFINS7830	51	BC1FVINS7818	54
BC1CSH30	87	BC1ETOPW1548(L/V)	19	BC1FFINS7836	51	BC1FVINS7824	54
BC1CSH36	87	BC1FFINS1618	49	BC1FFINS7842	51	BC1FVINS7830	54
BC1CSH42	87	BC1FFINS1624	49	BC1FFINS7848	51	BC1FVINS7836	54
BC1CSH48	87	BC1FFINS1630	49	BC1FVINS1618	52	BC1FVINS7842	54
BC1EP16NK(L/V)	12	BC1FFINS1636	49	BC1FVINS1624	52	BC1FVINS7848	54
BC1EP16NN(L/V)	12	BC1FFINS1642	49	BC1FVINS1630	52	BC1INSTALL	112
BC1EP22NK(L/V)	12	BC1FFINS1648	49	BC1FVINS1636	52	BC1KP15	15
BC1EP22NN(L/V)	12	BC1FFINS2218	49	BC1FVINS1642	52	BC1KP156	16
BC1EP25KK(L/V)	12	BC1FFINS2224	49	BC1FVINS1648	52	BC1KP18	15
BC1EP25KN(L/V)	12	BC1FFINS2230	49	BC1FVINS2218	52	BC1KP186	16
BC1EP25NN(L/V)	12	BC1FFINS2236	49	BC1FVINS2224	52	BC1KP23	15
BC1EP28KK(L/V)	12	BC1FFINS2242	49	BC1FVINS2230	52	BC1KP236	16
BC1EP28KN(L/V)	12	BC1FFINS2248	49	BC1FVINS2236	52	BC1KP24	15
BC1EP28NN(L/V)	12	BC1FFINS2518	49	BC1FVINS2242	52	BC1KP246	16
BC1EP42KK(L/V)	12	BC1FFINS2524	49	BC1FVINS2248	52	BC1KP29	15
BC1EP42KKS	11	BC1FFINS2530	49	BC1FVINS2518	52	BC1KP296	16
BC1EP42KN(L/V)	12	BC1FFINS2536	49	BC1FVINS2524	52	BC1KP30	15

<i>pattern no.</i>	<i>page</i>	<i>pattern no.</i>	<i>page</i>	<i>pattern no.</i>	<i>page</i>	<i>pattern no.</i>	<i>page</i>
BC1KP306	16	BC1LVINS5142	58	BC1MFINS2736	68	BC1MP64N(L/V)	14
BC1KP36	15	BC1LVINS5148	58	BC1MFINS2742	68	BC1MP64NS	13
BC1KP366	16	BC1LVINS5618	58	BC1MFINS2748	68	BC1MP71K(L/V)	14
BC1KP42	15	BC1LVINS5624	58	BC1MFINS2760	68	BC1MP71KS	13
BC1KP426	16	BC1LVINS5630	58	BC1MFINS2772	68	BC1MP71N(L/V)	14
BC1KP48	15	BC1LVINS5636	58	BC1MFINS2818	69	BC1MP71NS	13
BC1KP486	16	BC1LVINS5642	58	BC1MFINS2824	69	BC1MP78K(L/V)	14
BC1LFINS4218	55	BC1LVINS5648	58	BC1MFINS2830	69	BC1MP78KS	13
BC1LFINS4224	55	BC1LVINS5818	58	BC1MFINS2836	69	BC1MP78N(L/V)	14
BC1LFINS4230	55	BC1LVINS5824	58	BC1MFINS2842	69	BC1MP78NS	13
BC1LFINS4236	55	BC1LVINS5830	58	BC1MFINS2848	69	BC1MTOP1515(S/L/V)	20
BC1LFINS4242	55	BC1LVINS5836	58	BC1MFINS2860	69	BC1MTOP1518(S/L/V)	20
BC1LFINS4248	55	BC1LVINS5842	58	BC1MFINS2872	69	BC1MTOP1524(S/L/V)	20
BC1LFINS4418	55	BC1LVINS5848	58	BC1MFINS2918	69	BC1MTOP1530(S/L/V)	20
BC1LFINS4424	55	BC1MFINS1418	67	BC1MFINS2924	69	BC1MTOP1536(S/L/V)	20
BC1LFINS4430	55	BC1MFINS1424	67	BC1MFINS2930	69	BC1MTOP1542(S/L/V)	20
BC1LFINS4436	55	BC1MFINS1430	67	BC1MFINS2936	69	BC1MTOP1548(S/L/V)	20
BC1LFINS4442	55	BC1MFINS1436	67	BC1MFINS2942	69	BC1MTOP1560P(S/L/V)	20
BC1LFINS4448	55	BC1MFINS1442	67	BC1MFINS2948	69	BC1MTOP1572P(S/L/V)	20
BC1LFINS4918	55	BC1MFINS1448	67	BC1MFINS2960	69	BC1MTPPW1524(L/V)	19
BC1LFINS4924	55	BC1MFINS1460	67	BC1MFINS2972	69	BC1MTPPW1530(L/V)	19
BC1LFINS4930	55	BC1MFINS1472	67	BC1MFINS3018	70	BC1MTPPW1536(L/V)	19
BC1LFINS4936	55	BC1MFINS1618	68	BC1MFINS3024	70	BC1MTPPW1542(L/V)	19
BC1LFINS4942	55	BC1MFINS1624	68	BC1MFINS3030	70	BC1MTPPW1548(L/V)	19
BC1LFINS4948	55	BC1MFINS1630	68	BC1MFINS3036	70	BC1MVINS1418	71
BC1LFINS5118	56	BC1MFINS1636	68	BC1MFINS3042	70	BC1MVINS1424	71
BC1LFINS5124	56	BC1MFINS1642	68	BC1MFINS3048	70	BC1MVINS1430	71
BC1LFINS5130	56	BC1MFINS1648	68	BC1MFINS3060	70	BC1MVINS1436	71
BC1LFINS5136	56	BC1MFINS1660	68	BC1MFINS3072	70	BC1MVINS1442	71
BC1LFINS5142	56	BC1MFINS1672	68	BC1MFINS3418	69	BC1MVINS1448	71
BC1LFINS5148	56	BC1MFINS2018	67	BC1MFINS3424	69	BC1MVINS1460	71
BC1LFINS5618	56	BC1MFINS2024	67	BC1MFINS3430	69	BC1MVINS1472	71
BC1LFINS5624	56	BC1MFINS2030	67	BC1MFINS3436	69	BC1MVINS1618	72
BC1LFINS5630	56	BC1MFINS2036	67	BC1MFINS3442	69	BC1MVINS1624	72
BC1LFINS5636	56	BC1MFINS2042	67	BC1MFINS3448	69	BC1MVINS1630	72
BC1LFINS5642	56	BC1MFINS2048	67	BC1MFINS3460	69	BC1MVINS1636	72
BC1LFINS5648	56	BC1MFINS2060	67	BC1MFINS3472	69	BC1MVINS1642	72
BC1LFINS5818	56	BC1MFINS2072	67	BC1MFINS3618	70	BC1MVINS1648	72
BC1LFINS5824	56	BC1MFINS2118	68	BC1MFINS3624	70	BC1MVINS1660	72
BC1LFINS5830	56	BC1MFINS2124	68	BC1MFINS3630	70	BC1MVINS1672	72
BC1LFINS5836	56	BC1MFINS2130	68	BC1MFINS3636	70	BC1MVINS2018	71
BC1LFINS5842	56	BC1MFINS2136	68	BC1MFINS3642	70	BC1MVINS2024	71
BC1LFINS5848	56	BC1MFINS2142	68	BC1MFINS3648	70	BC1MVINS2030	71
BC1LVINS4218	57	BC1MFINS2148	68	BC1MFINS3660	70	BC1MVINS2036	71
BC1LVINS4224	57	BC1MFINS2160	68	BC1MFINS3672	70	BC1MVINS2042	71
BC1LVINS4230	57	BC1MFINS2172	68	BC1MP16N(L/V)	14	BC1MVINS2048	71
BC1LVINS4236	57	BC1MFINS2218	68	BC1MP22N(L/V)	14	BC1MVINS2060	71
BC1LVINS4242	57	BC1MFINS2224	68	BC1MP25K(L/V)	14	BC1MVINS2072	71
BC1LVINS4248	57	BC1MFINS2230	68	BC1MP25N(L/V)	14	BC1MVINS2118	72
BC1LVINS4418	57	BC1MFINS2236	68	BC1MP28K(L/V)	14	BC1MVINS2124	72
BC1LVINS4424	57	BC1MFINS2242	68	BC1MP28N(L/V)	14	BC1MVINS2130	72
BC1LVINS4430	57	BC1MFINS2248	68	BC1MP42K(L/V)	14	BC1MVINS2136	72
BC1LVINS4436	57	BC1MFINS2260	68	BC1MP42KS	13	BC1MVINS2142	72
BC1LVINS4442	57	BC1MFINS2272	68	BC1MP42N(L/V)	14	BC1MVINS2148	72
BC1LVINS4448	57	BC1MFINS2318	69	BC1MP42NS	13	BC1MVINS2160	72
BC1LVINS4918	57	BC1MFINS2324	69	BC1MP50K(L/V)	14	BC1MVINS2172	72
BC1LVINS4924	57	BC1MFINS2330	69	BC1MP50KS	13	BC1MVINS2218	72
BC1LVINS4930	57	BC1MFINS2336	69	BC1MP50N(L/V)	14	BC1MVINS2224	72
BC1LVINS4936	57	BC1MFINS2342	69	BC1MP50NS	13	BC1MVINS2230	72
BC1LVINS4942	57	BC1MFINS2348	69	BC1MP57K(L/V)	14	BC1MVINS2236	72
BC1LVINS4948	57	BC1MFINS2360	69	BC1MP57KS	13	BC1MVINS2242	72
BC1LVINS5118	58	BC1MFINS2372	69	BC1MP57N(L/V)	14	BC1MVINS2248	72
BC1LVINS5124	58	BC1MFINS2718	68	BC1MP57NS	13	BC1MVINS2260	72
BC1LVINS5130	58	BC1MFINS2724	68	BC1MP64K(L/V)	14	BC1MVINS2272	72
BC1LVINS5136	58	BC1MFINS2730	68	BC1MP64KS	13	BC1MVINS2318	73

<i>pattern no.</i>	<i>page</i>	<i>pattern no.</i>	<i>page</i>	<i>pattern no.</i>	<i>page</i>	<i>pattern no.</i>	<i>page</i>
BC1MVINS2324	73	BC1PS2236	111	BC1SHFF29	114	BC1UFINS1424	59
BC1MVINS2330	73	BC1PS2242	111	BC1SHFF30	114	BC1UFINS1430	59
BC1MVINS2336	73	BC1PS2248	111	BC1SHFF36	114	BC1UFINS1436	59
BC1MVINS2342	73	BC1PS2254	111	BC1SHFF42	114	BC1UFINS1442	59
BC1MVINS2348	73	BC1PS2260	111	BC1SHFF48	114	BC1UFINS1448	59
BC1MVINS2360	73	BC1PS2266	111	BC1SHFP15	114	BC1UFINS1518	59
BC1MVINS2372	73	BC1PS2272	111	BC1SHFP18	114	BC1UFINS1524	59
BC1MVINS2718	72	BC1PS2278	111	BC1SHFP23	114	BC1UFINS1530	59
BC1MVINS2724	72	BC1PT1C	113	BC1SHFP24	114	BC1UFINS1536	59
BC1MVINS2730	72	BC1PT1N	113	BC1SHFP29	114	BC1UFINS1542	59
BC1MVINS2736	72	BC1PT4C	113	BC1SHFP30	114	BC1UFINS1548	59
BC1MVINS2742	72	BC1PT4N	113	BC1SHFP36	114	BC1UFINS1560	59
BC1MVINS2748	72	BC1PT8C	113	BC1SHFP42	114	BC1UFINS1572	59
BC1MVINS2760	72	BC1PT8N	113	BC1SHFP48	114	BC1UFINS2018	59
BC1MVINS2772	72	BC1PTH1	112	BC1SSHK23	86	BC1UFINS2024	59
BC1MVINS2818	73	BC1PTH4	112	BC1SSHK24	86	BC1UFINS2030	59
BC1MVINS2824	73	BC1PTH8	112	BC1SSHK29	86	BC1UFINS2036	59
BC1MVINS2830	73	BC1PWS(L/R)	112	BC1SSHK30	86	BC1UFINS2042	59
BC1MVINS2836	73	BC1SDIV12	92	BC1SSHK36	86	BC1UFINS2048	59
BC1MVINS2842	73	BC1SDIV124	94	BC1SSHK42	86	BC1UFINS2060	59
BC1MVINS2848	73	BC1SDIV128	96	BC1SSHK48	86	BC1UFINS2072	59
BC1MVINS2860	73	BC1SDIV13	92	BC1SSPAR4	114	BC1UFINS2218	60
BC1MVINS2872	73	BC1SDIV134	94	BC1SSPAR8	114	BC1UFINS2224	60
BC1MVINS2918	73	BC1SDIV138	96	BC1TDBAR	112	BC1UFINS2230	60
BC1MVINS2924	73	BC1SDIV14	92	BC1TOP1524(S/L/V)	18	BC1UFINS2236	60
BC1MVINS2930	73	BC1SDIV144	94	BC1TOP1530(S/L/V)	18	BC1UFINS2242	60
BC1MVINS2936	73	BC1SDIV148	96	BC1TOP1536(S/L/V)	18	BC1UFINS2248	60
BC1MVINS2942	73	BC1SDIV4	92	BC1TOP1542(S/L/V)	18	BC1UFINS2818	61
BC1MVINS2948	73	BC1SDIV44	93	BC1TOP1547(S/L/V)	18	BC1UFINS2824	61
BC1MVINS2960	73	BC1SDIV48	95	BC1TOP1548(S/L/V)	18	BC1UFINS2830	61
BC1MVINS2972	73	BC1SDIV5	92	BC1TOP1553(S/L/V)	18	BC1UFINS2836	61
BC1MVINS3018	74	BC1SDIV54	93	BC1TOP1559(S/L/V)	18	BC1UFINS2842	61
BC1MVINS3024	74	BC1SDIV58	95	BC1TOP1560P(S/L/V)	18	BC1UFINS2848	61
BC1MVINS3030	74	BC1SDIV6	92	BC1TOP1565(S/L/V)	18	BC1UFINS2918	61
BC1MVINS3036	74	BC1SDIV64	93	BC1TOP1570(S/L/V)	18	BC1UFINS2924	61
BC1MVINS3042	74	BC1SDIV68	95	BC1TOP1571(S/L/V)	18	BC1UFINS2930	61
BC1MVINS3048	74	BC1SDIV7	92	BC1TOP1572P(S/L/V)	18	BC1UFINS2936	61
BC1MVINS3060	74	BC1SDIV74	93	BC1TOP1576(L/V)	18	BC1UFINS2942	61
BC1MVINS3072	74	BC1SDIV78	95	BC1TOP1577(S/L/V)	18	BC1UFINS2948	61
BC1MVINS3418	73	BC1SH15(S/V)	86	BC1TOP1582(L/V)	18	BC1UFINS3518	61
BC1MVINS3424	73	BC1SH18(S/V)	86	BC1TOP1583(S/L/V)	18	BC1UFINS3524	61
BC1MVINS3430	73	BC1SH23(S/V)	86	BC1TOP1588(L/V)	18	BC1UFINS3530	61
BC1MVINS3436	73	BC1SH24(S/V)	86	BC1TOP1589(L/V)	18	BC1UFINS3536	61
BC1MVINS3442	73	BC1SH29(S/V)	86	BC1TOP1594(L/V)	18	BC1UFINS3542	61
BC1MVINS3448	73	BC1SH30(S/V)	86	BC1TOP1595(L/V)	18	BC1UFINS3548	61
BC1MVINS3460	73	BC1SH36(S/V)	86	BC1TOPW1524(L/V)	17	BC1UFINS3618	62
BC1MVINS3472	73	BC1SH42(S/V)	86	BC1TOPW1530(L/V)	17	BC1UFINS3624	62
BC1MVINS3618	74	BC1SH48(S/V)	86	BC1TOPW1536(L/V)	17	BC1UFINS3630	62
BC1MVINS3624	74	BC1SH515(S/V)	86	BC1TOPW1542(L/V)	17	BC1UFINS3636	62
BC1MVINS3630	74	BC1SH518(S/V)	86	BC1TOPW1547(L/V)	17	BC1UFINS3642	62
BC1MVINS3636	74	BC1SH523(S/V)	86	BC1TOPW1548(L/V)	17	BC1UFINS3648	62
BC1MVINS3642	74	BC1SH524(S/V)	86	BC1TOPW1553(L/V)	17	BC1UFINS4218	63
BC1MVINS3648	74	BC1SH529(S/V)	86	BC1TOPW1559(L/V)	17	BC1UFINS4224	63
BC1MVINS3660	74	BC1SH530(S/V)	86	BC1TOPW1565(L/V)	17	BC1UFINS4230	63
BC1MVINS3672	74	BC1SH536(S/V)	86	BC1TOPW1570(L/V)	17	BC1UFINS4236	63
BC1PS1530	111	BC1SH542(S/V)	86	BC1TOPW1571(L/V)	17	BC1UFINS4242	63
BC1PS1536	111	BC1SH548(S/V)	86	BC1TOPW1576(L/V)	17	BC1UFINS4248	63
BC1PS1542	111	BC1SH560(S/V)	86	BC1TOPW1577(L/V)	17	BC1UFINS4318	63
BC1PS1548	111	BC1SH572(S/V)	86	BC1TOPW1582(L/V)	17	BC1UFINS4324	63
BC1PS1554	111	BC1SH60(S/V)	86	BC1TOPW1583(L/V)	17	BC1UFINS4330	63
BC1PS1560	111	BC1SH72(S/V)	86	BC1TOPW1588(L/V)	17	BC1UFINS4336	63
BC1PS1566	111	BC1SHFF15	114	BC1TOPW1589(L/V)	17	BC1UFINS4342	63
BC1PS1572	111	BC1SHFF18	114	BC1TOPW1594(L/V)	17	BC1UFINS4348	63
BC1PS1578	111	BC1SHFF23	114	BC1TOPW1595(L/V)	17	BC1UFINS4918	63
BC1PS2230	111	BC1SHFF24	114	BC1UFINS1418	59	BC1UFINS4924	63

<i>pattern no.</i>	<i>page</i>	<i>pattern no.</i>	<i>page</i>	<i>pattern no.</i>	<i>page</i>	<i>pattern no.</i>	<i>page</i>
BC1UFINS4930	63	BC1UVINS4336	66	BD1BPAR6	113	BD1FSDK1630N	76
BC1UFINS4936	63	BC1UVINS4342	66	BD1CBK18	113	BD1FSDK1636N	76
BC1UFINS4942	63	BC1UVINS4348	66	BD1CBK24	113	BD1FSDK1642N	76
BC1UFINS4948	63	BC1UVINS4918	66	BD1CBK30	113	BD1FSDK1648N	76
BC1UVINS1418	64	BC1UVINS4924	66	BD1CBK36	113	BD1FSDK2230N	76
BC1UVINS1424	64	BC1UVINS4930	66	BD1CBK42	113	BD1FSDK2236N	76
BC1UVINS1430	64	BC1UVINS4936	66	BD1CBK48	113	BD1FSDK2242N	76
BC1UVINS1436	64	BC1UVINS4942	66	BD1FHDK1524(L/R)N	79	BD1FSDK2248N	76
BC1UVINS1442	64	BC1UVINS4948	66	BD1FHDK1530N	79	BD1FSDK2530N	76
BC1UVINS1448	64	BC1WSHK118(L/V)	88	BD1FHDK1536N	79	BD1FSDK2536N	76
BC1UVINS1518	64	BC1WSHK124(L/V)	88	BD1FHDK1542N	79	BD1FSDK2542N	76
BC1UVINS1524	64	BC1WSHK130(L/V)	88	BD1FHDK1548N	79	BD1FSDK2548N	76
BC1UVINS1530	64	BC1WSHK136(L/V)	88	BD1FHDK2024(L/R)N	79	BD1FSDK2829N	76
BC1UVINS1536	64	BC1WSHK142(L/V)	88	BD1FHDK2030N	79	BD1FSDK2830N	76
BC1UVINS1542	64	BC1WSHK148(L/V)	88	BD1FHDK2036N	79	BD1FSDK2836N	76
BC1UVINS1548	64	BC1WSHK160(L/V)	88	BD1FHDK2042N	79	BD1FSDK2842N	76
BC1UVINS1560	64	BC1WSHK172(L/V)	88	BD1FHDK2048N	79	BD1FSDK2848N	76
BC1UVINS1572	64	BC1WSHK218(L/V)	88	BD1FHDK2818(L/R)N	79	BD1FSDK4230N	76
BC1UVINS2018	64	BC1WSHK224(L/V)	88	BD1FHDK2824(L/R)N	79	BD1FSDK4236N	76
BC1UVINS2024	64	BC1WSHK230(L/V)	88	BD1FHDK2830N	79	BD1FSDK4242N	76
BC1UVINS2030	64	BC1WSHK236(L/V)	88	BD1FHDK2836N	79	BD1FSDK4248N	76
BC1UVINS2036	64	BC1WSHK242(L/V)	88	BD1FHDK2842N	79	BD1FSDK5030N	77
BC1UVINS2042	64	BC1WSHK248(L/V)	88	BD1FHDK2848N	79	BD1FSDK5036N	77
BC1UVINS2048	64	BC1WSHK260(L/V)	88	BD1FHDK4215(L/R)N	79	BD1FSDK5042N	77
BC1UVINS2060	64	BC1WSHK272(L/V)	88	BD1FHDK4218(L/R)N	79	BD1FSDK5048N	77
BC1UVINS2072	64	BC1WSHKGROM10	114	BD1FHDK4224(L/R)N	79	BD1TSDK1530N	78
BC1UVINS2218	64	BC2BASE15EG(K)	15	BD1FHDK4230N	79	BD1TSDK1536N	78
BC1UVINS2224	64	BC2BASE15E(K)	15	BD1FHDK4236N	79	BD1TSDK1542N	78
BC1UVINS2230	64	BC2BASE18EG(K)	15	BD1FHDK4242N	79	BD1TSDK1548N	78
BC1UVINS2236	64	BC2BASE18E(K)	15	BD1FHDK4248N	79	BD1TSDK1560N	78
BC1UVINS2242	64	BC2BASE18N(K)	15	BD1FHDK5015(L/R)N	80	BD1TSDK1572N	78
BC1UVINS2248	64	BC2BASE23EG(K)	15	BD1FHDK5018(L/R)N	80	BD1TSDK2030N	78
BC1UVINS2818	65	BC2BASE23E(K)	15	BD1FHDK5024(L/R)N	80	BD1TSDK2036N	78
BC1UVINS2824	65	BC2BASE23N(K)	15	BD1FHDK5030N	80	BD1TSDK2042N	78
BC1UVINS2830	65	BC2BASE24EG(K)	15	BD1FHDK5036N	80	BD1TSDK2048N	78
BC1UVINS2836	65	BC2BASE24E(K)	15	BD1FHDK5042N	80	BD1TSDK2060N	78
BC1UVINS2842	65	BC2BASE24N(K)	15	BD1FHDK5048N	80	BD1TSDK2072N	78
BC1UVINS2848	65	BC2BASE29EG(K)	15	BD1FHDK5715(L/R)N	80	BD2BBDK18N	75
BC1UVINS2918	65	BC2BASE29E(K)	15	BD1FHDK5718(L/R)N	80	BD2BBDK24N	75
BC1UVINS2924	65	BC2BASE29N(K)	15	BD1FHDK5724(L/R)N	80	BD2BBDK30N	75
BC1UVINS2930	65	BC2BASE30EG(K)	15	BD1FHDK5730N	80	BD2BBDK36N	75
BC1UVINS2936	65	BC2BASE30E(K)	15	BD1FHDK5736N	80	BD2BBDK42N	75
BC1UVINS2942	65	BC2BASE30N(K)	15	BD1FHDK5742N	80	BD2BBDK48N	75
BC1UVINS2948	65	BC2BASE36EG(K)	15	BD1FHDK5748N	80	BD2BBFDK18N	75
BC1UVINS3518	65	BC2BASE36E(K)	15	BD1FHDK6415(L/R)N	80	BD2BBFDK24N	75
BC1UVINS3524	65	BC2BASE36N(K)	15	BD1FHDK6418(L/R)N	80	BD2BBFDK30N	75
BC1UVINS3530	65	BC2BASE42EG(K)	15	BD1FHDK6424(L/R)N	80	BD2BBFDK36N	75
BC1UVINS3536	65	BC2BASE42E(K)	15	BD1FHDK6430N	80	BD2BBFDK42N	75
BC1UVINS3542	65	BC2BASE42N(K)	15	BD1FHDK6436N	80	BD2BBFDK48N	75
BC1UVINS3548	65	BC2BASE48EG(K)	15	BD1FHDK6442N	80	BD2BFDK18N	75
BC1UVINS3618	65	BC2BASE48E(K)	15	BD1FHDK6448N	80	BD2BFDK24N	75
BC1UVINS3624	65	BC2BASE48N(K)	15	BD1FHDK7115(L/R)N	81	BD2BFDK30N	75
BC1UVINS3630	65	BC2BASEKC10	16	BD1FHDK7118(L/R)N	81	BD2BFDK36N	75
BC1UVINS3636	65	BC2USK15601(S/L/V)	89	BD1FHDK7124(L/R)N	81	BD2BFDK42N	75
BC1UVINS3642	65	BC2USK15602(S/L/V)	90	BD1FHDK7130N	81	BD2BFDK48N	75
BC1UVINS3648	65	BC2USK1560(S/L/V)	89	BD1FHDK7136N	81	BD2FDK18N	75
BC1UVINS4218	66	BC2USK15721(S/L/V)	89	BD1FHDK7142N	81	BD2FDK24N	75
BC1UVINS4224	66	BC2USK15722(S/L/V)	90	BD1FHDK7148N	81	BD2FDK30N	75
BC1UVINS4230	66	BC2USK1572(S/L/V)	89	BD1FHDK7818(L/R)N	81	BD2FDK36N	75
BC1UVINS4236	66	BC2USK20601(S/L/V)	90	BD1FHDK7824(L/R)N	81	BD2FDK42N	75
BC1UVINS4242	66	BC2USK20602(S/L/V)	91	BD1FHDK7830N	81	BD2FDK48N	75
BC1UVINS4248	66	BC2USK2060(S/L/V)	89	BD1FHDK7836N	81	BD2FFDK18N	75
BC1UVINS4318	66	BC2USK20721(S/L/V)	90	BD1FHDK7842N	81	BD2FFDK24N	75
BC1UVINS4324	66	BC2USK20722(S/L/V)	91	BD1FHDK7848N	81	BD2FFDK30N	75
BC1UVINS4330	66	BC2USK2072(S/L/V)	89	BD1FPAR6	113	BD2FFDK36N	75

<i>pattern no.</i>	<i>page</i>	<i>pattern no.</i>	<i>page</i>	<i>pattern no.</i>	<i>page</i>	<i>pattern no.</i>	<i>page</i>
BD2FFDK42N	75	BD2HK78243HD(L/R)N	83	BE2EPM8UD(14D/24D/34D/13D/23D)	99	BW1R7224T(L/V)	105
BD2FFDK48N	75	BD2HK78302HDN	82	BE2EPM8UP(1/2/3/3D/4D)	98	BW1R7230P(L/V)	106
BD2HK57182HD(L/R)N	82	BD2HK78302SDN	84	BE2EPM8UP(14D/24D/34D/13D/23D)	99	BW1R7230T(L/V)	106
BD2HK57183HD(L/R)N	83	BD2HK78303HDN	83	BE2KC10	97	BW1R7236P(L/V)	106
BD2HK57242HD(L/R)N	82	BD2HK78303SDN	85	BE2WMBD	102	BW1R7236T(L/V)	106
BD2HK57243HD(L/R)N	83	BD2HK78362HDN	82	BE2WMDE(1/2/3/3D/4D)108J(W/B)	101	BW1R7818P(L/V)	104
BD2HK57302HDN	82	BD2HK78362SDN	84	BE2WMDE72C(W/B)	100	BW1R7818T(L/V)	104
BD2HK57302SDN	84	BD2HK78363HDN	83	BE2WMPE(1/2/3/3D/4D)108J(W/B)	101	BW1R7824P(L/V)	105
BD2HK57303HDN	83	BD2HK78363SDN	85	BE2WMPE72C(W/B)	100	BW1R7824T(L/V)	105
BD2HK57303SDN	85	BD2HK78422HDN	82	BE2WMUE(1/2/3/3D/4D)108J(W/B)	101	BW1R7830P(L/V)	106
BD2HK57362HDN	82	BD2HK78422SDN	84	BE2WMUE72C(W/B)	100	BW1R7830T(L/V)	106
BD2HK57362SDN	84	BD2HK78423HDN	83	BL4L17	115	BW1R8418P(L/V)	104
BD2HK57363HDN	83	BD2HK78423SDN	85	BL4L31	115	BW1R8418T(L/V)	104
BD2HK57363SDN	85	BD2HK78482HDN	82	BL4L44	115	BW1R8424P(L/V)	105
BD2HK57422HDN	82	BD2HK78482SDN	84	BL4L58	115	BW1R8424T(L/V)	105
BD2HK57422SDN	84	BD2HK78483HDN	83	BW1CSB	110	BW1R8430P(L/V)	106
BD2HK57423HDN	83	BD2HK78483SDN	85	BW1FB18	110	BW1R8430T(L/V)	106
BD2HK57423SDN	85	BE2BDB8	97	BW1FB1810	110	BW1SCR	110
BD2HK57482HDN	82	BE2BDUP6(1/2/3/3D/4D)	97, 102	BW1FB24	110	BW1SL18P	110
BD2HK57482SDN	84	BE2BI872	97	BW1FB2410	110	BW1SL18T	110
BD2HK57483HDN	83	BE2BI872NY	97	BW1FB30	110	BW1SL24P	110
BD2HK57483SDN	85	BE2BI872SF	97	BW1FB3010	110	BW1SL24T	110
BD2HK64182HD(L/R)N	82	BE2BPJ8102	97, 102	BW1R3618P(L/V)	104	BW1SL30P	110
BD2HK64183HD(L/R)N	83	BE2BPJ8108	97, 102	BW1R3618T(L/V)	104	BW1SL30T	110
BD2HK64242HD(L/R)N	82	BE2BPJ8114	97, 102	BW1R3624P(L/V)	105	BW1SL36P	110
BD2HK64243HD(L/R)N	83	BE2BPJ8120	97, 102	BW1R3624T(L/V)	105	BW1SL36T	110
BD2HK64302HDN	82	BE2BPJ824	97, 102	BW1R3630P(L/V)	106	BW1SL5424T(L/V)	109
BD2HK64302SDN	84	BE2BPJ830	97, 102	BW1R3630T(L/V)	106	BW1SL6024T(L/V)	109
BD2HK64303HDN	83	BE2BPJ836	97, 102	BW1R4218P(L/V)	104	BW1SR5424T(L/V)	109
BD2HK64303SDN	85	BE2BPJ842	97, 102	BW1R4218T(L/V)	104	BW1SR6024T(L/V)	109
BD2HK64362HDN	82	BE2BPJ848	97, 102	BW1R4224P(L/V)	105	BW1T481824P(L/V)	107
BD2HK64362SDN	84	BE2BPJ854	97, 102	BW1R4224T(L/V)	105	BW1T481824T(L/V)	107
BD2HK64363HDN	83	BE2BPJ860	97, 102	BW1R4230P(L/V)	106	BW1T482418P(L/V)	107
BD2HK64363SDN	85	BE2BPJ866	97, 102	BW1R4230T(L/V)	106	BW1T482418T(L/V)	107
BD2HK64422HDN	82	BE2BPJ872	97, 102	BW1R4818P(L/V)	104	BW1T482430P(L/V)	108
BD2HK64422SDN	84	BE2BPJ878	97, 102	BW1R4818T(L/V)	104	BW1T482430T(L/V)	108
BD2HK64423HDN	83	BE2BPJ884	97, 102	BW1R4824P(L/V)	105	BW1T483024P(L/V)	108
BD2HK64423SDN	85	BE2BPJ890	97, 102	BW1R4824T(L/V)	105	BW1T483024T(L/V)	108
BD2HK64482HDN	82	BE2BPJ896	97, 102	BW1R4830P(L/V)	106	BW1T541824P(L/V)	107
BD2HK64482SDN	84	BE2BTB8	97	BW1R4830T(L/V)	106	BW1T541824T(L/V)	107
BD2HK64483HDN	83	BE2DTJ822	103	BW1R5418P(L/V)	104	BW1T542418P(L/V)	107
BD2HK64483SDN	85	BE2DTJ822-2	103	BW1R5418T(L/V)	104	BW1T542418T(L/V)	107
BD2HK71182HD(L/R)N	82	BE2DTJ825	103	BW1R5424P(L/V)	105	BW1T542430P(L/V)	108
BD2HK71183HD(L/R)N	83	BE2DTJ825-2	103	BW1R5424T(L/V)	105	BW1T542430T(L/V)	108
BD2HK71242HD(L/R)N	82	BE2DTJ828	103	BW1R5430P(L/V)	106	BW1T543024P(L/V)	108
BD2HK71243HD(L/R)N	83	BE2DTJ828-2	103	BW1R5430T(L/V)	106	BW1T543024T(L/V)	108
BD2HK71302HDN	82	BE2DTJ831	103	BW1R6018P(L/V)	104	BW1T601824P(L/V)	107
BD2HK71302SDN	84	BE2DTJ831-2	103	BW1R6018T(L/V)	104	BW1T601824T(L/V)	107
BD2HK71303HDN	83	BE2DTJ834	103	BW1R6024P(L/V)	105	BW1T602418P(L/V)	107
BD2HK71303SDN	85	BE2DTJ834-2	103	BW1R6024T(L/V)	105	BW1T602418T(L/V)	107
BD2HK71362HDN	82	BE2DTJ837	103	BW1R6030P(L/V)	106	BW1T602430P(L/V)	108
BD2HK71362SDN	84	BE2DTJ837-2	103	BW1R6030T(L/V)	106	BW1T602430T(L/V)	108
BD2HK71363HDN	83	BE2DTJ840	103	BW1R6036P(L/V)	106	BW1T603024P(L/V)	108
BD2HK71363SDN	85	BE2DTJ840-2	103	BW1R6036T(L/V)	106	BW1T603024T(L/V)	108
BD2HK71422HDN	82	BE2EPM8DD(1/2/3/3D/4D)	98	BW1R6618P(L/V)	104	BW1T721824P(L/V)	107
BD2HK71422SDN	84	BE2EPM8DD(14D/24D/34D/13D/23D)	99	BW1R6618T(L/V)	104	BW1T721824T(L/V)	107
BD2HK71423HDN	83	BE2EPM8DP(1/2/3/3D/4D)	98	BW1R6624P(L/V)	105	BW1T722418P(L/V)	107
BD2HK71423SDN	85	BE2EPM8DP(14D/24D/34D/13D/23D)	99	BW1R6624T(L/V)	105	BW1T722418T(L/V)	107
BD2HK71482HDN	82	BE2EPM8DU(1/2/3/3D/4D)	98	BW1R6630P(L/V)	106	BW1T722430P(L/V)	108
BD2HK71482SDN	84	BE2EPM8DU(14D/24D/34D/13D/23D)	99	BW1R6630T(L/V)	106	BW1T722430T(L/V)	108
BD2HK71483HDN	83	BE2EPM8PD(1/2/3/3D/4D)	98	BW1R6636P(L/V)	106	BW1T723024P(L/V)	108
BD2HK71483SDN	85	BE2EPM8PD(14D/24D/34D/13D/23D)	99	BW1R6636T(L/V)	106	BW1T723024T(L/V)	108
BD2HK78182HD(L/R)N	82	BE2EPM8PU(1/2/3/3D/4D)	98	BW1R7218P(L/V)	104	BW1WR54	110
BD2HK78183HD(L/R)N	83	BE2EPM8PU(14D/24D/34D/13D/23D)	99	BW1R7218T(L/V)	104	BW1WR60	110
BD2HK78242HD(L/R)N	82	BE2EPM8UD(1/2/3/3D/4D)	98	BW1R7224P(L/V)	105	BW1WR66	110

<i>pattern no.</i>	<i>page</i>
BW1WR72	110
BW1WR78	110
BW1WR84	110

Selling Policy

	<p>This Selling Policy supercedes all previous selling policies. Prices, discounts and product offerings are subject to change without notice.</p>
Terms & Conditions of Sales	<p>Sales by Knoll, Inc. or Knoll North America Corp. ("Seller") of Knoll Product Lines (hereinafter "Products") within the United States and Canada are made only on the terms which are contained in this Selling Policy. Seller hereby gives notice of its objection to any different or additional terms and conditions. This sale is expressly conditional upon Purchaser's assent to the terms and conditions set forth below. Additional terms and conditions may apply to KnollStudio and KnollTextiles orders. These terms and conditions may be modified or supplemented only by a written document signed by an authorized representative of Seller. These terms and conditions supercede any prior and/or contemporaneous agreements or correspondence between Purchaser and Seller. Written quotations expire thirty (30) days from the date of issuance and can be withdrawn by written notice anytime during that period. Where Purchaser and Seller have entered into the Knoll Electronic Terms and Conditions, all orders, acknowledgements, invoices and other business communications placed or transmitted in accordance with the Knoll Electronic Terms and Conditions shall be deemed to be in writing and signed and shall be valid for all purposes as if they were originated and maintained in documentary form.</p>
Ordering Information	<p>All orders must be in writing. The product pattern number(s) contained on Seller's order acknowledgement shall be the final expression of the order.</p>
Order Confirmation	<p>A purchase order is not binding on Seller until Purchaser has received Seller's order confirmation or acknowledgment.</p>
Pricing Policies	<p>List prices are subject to change without notice.</p> <p>List prices shall be those prices in effect on the date of receipt of a complete purchase order unless shipment is requested more than ninety (90) days after order entry in which case prices in effect on the date of shipment apply. List prices include specified freight costs. Unless specified in writing by Seller, no other charges are included in Seller's list prices.</p>
Taxes	<p>All sales, use, excise and other taxes applicable to the sale of the Products shall be paid by Purchaser. If Purchaser claims an exemption from any tax, Purchaser shall submit to Seller the appropriate exemption certificates.</p>
Terms of Payment	<p>Payment for one hundred percent (100%) of the net order amount is due within thirty (30) days of the date of invoice, which is generally issued upon shipment. In case of any discrepancies, such as shortages, and Seller is notified in writing within ten (10) days of receipt of Product, only that portion may be deducted and the balance paid. For orders greater than \$100,000 net, a fifty percent (50%) deposit is due at the time of order placement, with the remainder due within thirty (30) days of the date of invoice.</p> <p>KnollStudio orders less than \$2,000 require payment for one hundred percent (100%) of the net order amount (including any applicable sales tax and charges for inside delivery, special packaging, etc.), due at time of order placement. For KnollStudio orders greater than \$2,000, a one-half (50%) deposit is due at time of order placement with the remainder (including any applicable sales tax and charges for inside delivery, special packaging, etc.) due prior to shipment.</p> <p>If, in the judgment of Seller, Purchaser's financial condition does not justify the terms of the payment, Seller may require full or partial payment in advance.</p> <p>Past due accounts shall be charged one and one-half percent (1.5%) per month, or the highest rate permitted by law, whichever is less, and will be added to the outstanding balance. In the event Purchaser defaults on payment, Purchaser shall be liable for all collection costs, including reasonable attorney's fees and costs.</p>
Changes and Cancellation	<p>Purchase orders may not be changed or cancelled, in whole or in part, without prior written consent of Seller. Changes may effect delivery dates. Expenses incurred because of changes shall be charged to Purchaser. In the event of cancellations, Purchaser will be liable for reasonable cancellation charges established by Seller. Orders for special Product, orders including "COM" (hereinafter defined) material and orders pursuant to expedited delivery programs, may not be canceled.</p>
Freight Prepaid	<p>Freight is prepaid and included in the price of all Products, except KnollTextiles, within the 48 contiguous United States for orders placed with Knoll, Inc. and within Canada, excluding the Yukon, Northwest Territories, Nunavut and Newfoundland for orders placed with Knoll North America Corp. Packing is tested for rigorous motion and transportation but is not guaranteed to protect furniture from all conditions. If special packaging is required for any reason, please consult with your sales representative or dealer. Seller shall select the method of shipment and routing. Freight for all KnollTextiles orders is prepaid and added to the invoice.</p>
Delivery/Freight Charges	<p>Shipments outside the contiguous 48 United States and Canada shall be shipped F.O.B. Origin.</p> <p>For shipments outside the contiguous United States and Canada, Purchaser is responsible for the cost of freight from point of embarkation, including any handling and transportation charges incidental to loading at the point of departure and unloading at the final destination.</p> <p>Conditions beyond the control of Seller, including weather, available facilities and traffic conditions, may affect exact time of delivery. Seller shall not be responsible for specific carrier delivery date or time unless it has made a specific delivery commitment, in writing.</p> <p>Nonstandard methods of shipment and/or additional services are available upon request. Purchaser will be billed for the differential cost of any special services in excess of standard surface carrier freight costs. Premium charges, at Purchaser's request, will be added for airfreight, exclusive use of vehicle and extra, export or special packaging. Accessorial charges will be added for inside delivery, extra labor, reassignment and redelivery.</p> <p>Partial shipments may be made and invoiced by Seller.</p>
Claims	<p>All shipments for Knoll Products within the contiguous United States and Canada are F.O.B. Origin. All risk of loss passes to Purchaser at time of delivery to carrier. Purchaser shall inspect all Products upon receipt and notify Seller within ten (10) working days after receipt of any damage or defects which are, or should be, apparent from an inspection of the Product and its packaging. Failure of Purchaser to notify Seller during the ten (10) working day period shall constitute acceptance of the Products and waiver of any apparent defects, errors or shortages. For all claims relating to Product damaged in transit or for any other claims relating to or arising out of the transportation of the Product, Purchaser must seek recovery from the carrier and Seller has no liability to Purchaser for such claims. Seller may, upon request, assist Purchaser with filing of such claims with the carrier, but Seller will not be liable for any of these transportation related claims.</p>
Seller's Security Interest	<p>Until Seller receives the full payment for the Product, Seller shall have a security interest in the Product. Purchaser agrees to perform all acts, including but not limited to the execution and filing of documentation, which may be necessary to perfect and assure the security interest of Seller.</p>
Returns	<p>The return of Products without a written authorization by Seller shall not be accepted. To receive authorization for Product return, please call Customer Service. All Products that are returned pursuant to a valid authorization shall be subject to a twenty-five percent (25%) of list restocking charge. Products not currently offered for sale by Seller (including COM) shall not be authorized for return. All returned Products must be unused, in original condition and in the original Seller packing cartons. No refund or credit shall be given for damaged Products.</p>
Held Orders/Storage	<p>If Purchaser requests that an order be held or delayed, prices and terms and conditions in effect at the time of shipment shall apply. If Purchaser requests a delay after the time when Seller can defer production, Purchaser will be invoiced for the Product, payable in accordance with standard terms, when the order is ready for shipment. Seller may transfer the Product to storage, in which case all expenses incurred in connection with storage, including demurrage, preparation for storage, storage charges and handling shall be payable by Purchaser upon submission of invoices by Seller. Risk of loss to the Product shall pass to the Purchaser upon delivery of the Product into storage.</p>

Selling Policy

Customer's Own Material	<p>A Purchaser who requests a fabric or other surface material not standard to Seller's line of Products ("COM") must submit samples of the requested material to Seller prior to entry of a purchaser order. Seller shall determine if the material is suitable to its manufacturing processes and meets any requirements of Underwriters Laboratories. If the COM is acceptable, Seller will then establish a price for using the COM or the Product in question. For a description of the procedures for submitting samples and testing, contact customer resources or your sales representative. Seller shall have no responsibility for the appearance, condition, performance, durability, colorfastness or any other physical attribute of the COM. Purchaser shall indemnify and hold Seller harmless for any damages, injuries or losses arising out of or related to use of the COM on the Product.</p>
Warranty	<p>Seller warrants to the original Purchaser only that the Products Seller manufactures and sells to Purchaser are free of defects in workmanship and materials, during the applicable warranty period set forth below.</p> <p>Warranty period set forth below is for 24-hour, 7 days a week, multi shift use (includes parts and labor to repair).</p> <p>Should any failure to conform with this limited warranty appear to a Product listed below during the applicable warranty period from the date of shipment, Seller shall, upon prompt written notice, repair or replace, at its option and costs, the affected part or parts.</p> <p><i>Product and Period of Warranty</i></p> <p><i>Lifetime: Antenna Workspaces, AutoStrada, Calibre, Crinion Open Table, Currents, Dividends Horizon, Morrison, Reff Profiles laminate, Series 2 Storage, Template and other non-wood components (except cascade edge worksurfaces, operational parts, controls, electrical, Lighting, Series 2 Veneer Front Storage, special or custom products, see below)</i></p> <p><i>12 Years: Chadwick, Essentials Work Chairs, Generation by Knoll, Life, Moment, MultiGeneration by Knoll, ReGeneration by Knoll, Remix, and Toboggan seating (except seating upholstery, textiles, leathers and finishes, see below).</i></p> <p><i>10 Years: Anchor Storage except digital keypad lock, Antenna Workspaces, AutoStrada, Crinion Open Table, Dividends Horizon, Dividends Horizon Satellite Surfaces, Reff Profiles, Template wood components, Series 2 Veneer Front Storage, cascade edge worksurfaces, Wood Casegoods (The Graham Collection) (except wood casegoods upholstered surfaces, see below), Reuter overheads, Reuter vertical storage, KnollExtra Sapper Monitor Arm Collection, Sapper XYZ Monitor Arm, Adjustable keyboard mechanisms and platforms, Communication Boards (except fabric board textiles, see below), Smokador collection (except leathers, see below), and Orchestra Universal Systems Accessories, k. lounge structural components.</i></p> <p><i>5 Years: Operational parts, controls, electrical, Lighting (except light ballasts, bulbs and power supply, see below), special or custom product, wood veneer products, Currents handcrank, Interaction Counterforce, KnollStudio, Spark Series seating structural elements, structural elements of all KnollStudio outdoor products including all Richard Schultz designed products, KnollExtra CPU storage and all universal storage drawers and Power Collection, Tone Tables.</i></p> <p><i>3 Years: Seating upholstery, textiles, leathers and finishes. Fabric boards textiles and Smokador Collection leathers.</i></p> <p><i>2 Years: Anchor Storage digital keypad lock, all other KnollExtra product</i></p> <p><i>1 Year: Light ballasts, bulbs and power supply, seating upholstered armpads and soft armpads, wood casegoods upholstered surfaces. KnollStudio, outdoor product finishes, k. lounge upholstery and k. lounge fabric.</i></p> <p>This warranty does not apply to:</p> <ul style="list-style-type: none">• Damage caused by a carrier other than the Seller.• Normal wear and tear or acts or omissions of parties other than Seller (including user modification, improper use or installation of Products).• COM or other third party materials applied to Products.• Products not installed by or under the auspices of a Knoll Dealer.• Dramatic temperature variations or exposure to unusual conditions.• Changes in surface finishes, including colorfastness due to aging or exposure to light.• Except as specifically noted above, textiles and upholstery supplied by <i>KnollTextiles</i> (consult current <i>KnollTextiles</i> price list for applicable warranty). <p>Natural variations occurring in wood, marble, and leather shall not be considered defects, and the Seller does not guarantee the colorfastness or matching of the colors, grains or textures, or surface hardness of such materials. The Seller also does not guarantee the colorfastness of fiberglass panel surfaces. THE EXPRESS WARRANTIES CONTAINED HEREIN ARE IN LIEU OF ALL OTHER WARRANTIES, EXPRESS OR IMPLIED, INCLUDING ANY WARRANTIES OF MERCHANTABILITY AND FITNESS FOR PARTICULAR PURPOSE AND ALL OTHER WARRANTIES ARISING FROM COURSE OF DEALING OR USAGE OF TRADE.</p> <p>The remedies provided above are the Purchaser's sole remedies for any failure of Seller to comply with its obligations regarding the workmanship of its Products. Correction of any nonconformity in the manner and for the period of time provided shall constitute complete fulfillment of all liabilities of Seller, with respect to or arising out of the Product furnished hereunder.</p>
Delay/Force Majeure	<p>Seller shall not be liable for failure to perform or for delay in performance due to fire, flood, strike or other labor difficulty, act of God, act of any governmental authority or of the Purchaser, riot, embargo, fuel or energy shortage, wrecks or delay in transportation, inability to obtain necessary labor, materials or manufacturing facilities from usual sources or failure of suppliers to meet their contractual obligations, or due to any cause beyond its reasonable control. If any such event occurs, Seller may extend delivery dates by a period of time necessary to overcome the effect of such delay, allocate available Product or cancel any purchase order.</p>
Compliance with Law	<p>PURCHASER IS SOLELY RESPONSIBLE FOR COMPLIANCE WITH ALL APPLICABLE FEDERAL, STATE AND LOCAL LAWS, ORDINANCES, REGULATIONS, RULES AND STANDARDS RELATING TO THE INSTALLATION, MAINTENANCE, USE AND OPERATION OF THE PRODUCTS.</p>
Patents	<p>Subject to the following provisions, Seller shall, at its own expense, defend or, at its option, settle any claim, suit or proceeding brought against the Purchaser, and/or its vendees, mediate and immediate, so far as based on an allegation that any Product or any part thereof furnished hereunder constitutes a direct or a contributory infringement of any claim of any patent of the United States or Canada. This obligation shall be effective only if Purchaser shall have made all payments then due hereunder and if Seller is notified promptly in writing and given authority, information and assistance for the defense of said claim, suit or proceeding. Seller shall pay all damages and costs awarded in such suit or proceedings so defended.</p> <p>The foregoing indemnity does not apply to the following:</p> <ul style="list-style-type: none">• Products supplied according to a design other than that of Seller, and which is required by the Purchaser.• Combination of the Product with another product not furnished hereunder unless Seller is a contributory infringer.• Any settlements of a suit or proceeding made without Seller's written consent.
Limitations of Liability	<p>SELLER, ITS CONTRACTORS, AUTHORIZED DEALERS AND SUBCONTRACTORS OR SUPPLIERS OF ANY TIER SHALL NOT BE LIABLE TO PURCHASER FOR ANY SPECIAL, INDIRECT, INCIDENTAL OR CONSEQUENTIAL DAMAGES ARISING FROM A BREACH OF THIS AGREEMENT.</p> <p>Purchaser's remedies set forth herein are exclusive and the liability of Seller with respect to the breach of this agreement or any contract entered into between the parties pursuant hereto shall not exceed the price of the Product or part on which such liability is based.</p>

KnollKey Lock Program

KnollKey Lock Program General Information

Following is the KnollKey lock policy, applicable to all products.

Knoll furniture can be ordered keyed-alike or random keyed. Key-alike and random keying instructions cannot be mixed on any single order. Only one of the two instructions can be used on an individual order. When an order is submitted with mixed (key-alike and random) instructions, Knoll will release the order as key-alike only and lock cores will have to be specified separately.

Key-alike

For the convenience of the user, furniture may be keyed alike at no charge. Write "Key-alike" in the description of your purchase order for any pedestal, overhead, file or other item you wish to have keyed alike.

Using the key-alike instructions, order cores and keys as line items on your purchase order. Do NOT submit a key-alike form. The Knoll East Greenville Lock Center will select key numbers from the standard range of K 001 - K 250. Key numbers will not be repeated unless over 250 sets are ordered. Lock cores keyed-alike will ship separately from the product, ready for field installation.

There is no charge for key-alike orders if placed with the furniture order.

IF THE KEY-ALIKE ORDER IS NOT PLACED AT LEAST TWO WEEKS PRIOR TO THE FURNITURE SHIP DATE, A \$50 HANDLING CHARGE AND AIR FREIGHT CHARGES WILL APPLY.

If product is ordered and shipped random-keyed, additional lock cores for key-alike are billable.

Random-Keying

To specify product keyed-random, write "key-random" in the product description. Random-keyed product is shipped with the lock core factory installed. A shrouded key is included. Random means no effort has been made to match key numbers, or to make them different.

Keys

A Knoll shrouded key is shipped with every lock core. 250 Key numbers are available. For numbers above 250, contact Custom Product Development. Additional keys and key blanks are available. See service parts for more information.

Master Keying

Knoll locks can be controlled by means of a master key. There is no additional per-lock charge for master keying. A letter of approval from the client must accompany orders for master keys.

Installing Lock Cores

Lock cores can be installed or removed in the field by using a change key. Cores must be in the unlocked position to be removed. See service parts for change key pattern number and pricing.

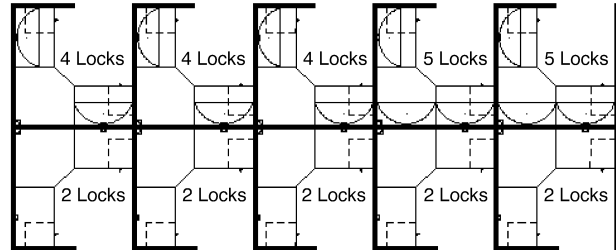
Lock Distribution

All orders for key-alike lock cores/keys are packaged and shipped from the East Greenville Lock Center, regardless of where the pedestals, overhead, or other units are produced. Random keyed product will have cores factory-installed.

How to Specify Key-Alike

Following is an example of how to specify key-alike for a cluster of 10 workstations.

Step 1 - Using the project floorplan, count the number of locks in each workstation.



Step 2 - Count the number of workstations with the same quantity of locks. Group together the workstations with a like number of locks.

5 workstations with 2 locks per station
3 workstations with 4 locks per station
2 workstations with 5 locks per station

Step 3 - For the first group (5 sets of 2 locks), enter the number of workstations in the quantity column.

Qty	Pattern #	Description	Unit List	Ext. List
5				

Step 4 - Then enter the pattern number "KSPEC_ _" and add a suffix for the number of locks for that group (i.e., for 2 locks per station, add the suffix "2"). Up to 30 lock cores are available in a set (i.e., KSPEC 30).

Qty	Pattern #	Description	Unit List	Ext. List
5	KSPEC 2	Set of 2 cores/keys	N / C	N / C

Step 5 - Repeat for other groups.

Qty	Pattern #	Description	Unit List	Ext. List
5	KSPEC 2	Set of 2 cores/keys	N / C	N / C
3	KSPEC 4	Set of 4 cores/keys	N / C	N / C
2	KSPEC 5	Set of 5 cores/keys	N / C	N / C

Your Key instructions are complete.

Knoll will select key numbers for each set from 250 available numbers. Additional key numbers are available through Custom Product Development. **For additions to existing installations, specify desired key numbers in the description.**

Service Parts

Pattern #	Description	List Price
KKEY_ _ _	Shrouded Key Specify key number desired	\$10
KBLANK	Shrouded Key Blank	\$10
KSPECB_ _ _	Retrofit Universal Core/Key Specify key number desired	\$22
KCHANGE	Change Key	\$10
HLKRKMASTER*	Master Key	\$10

*Note: A letter of approval on company letterhead from the client must accompany all orders for master keys.

General Ordering Information

The Products

This guide encompasses all standard products for this product group.

Sizes

Dimensions listed in this guide are indicated as:

H = height

W = width

D = depth

Dia. = diameter

Rad. = radius

Pricing

All prices shown are list.

How to Order

Select pattern numbers and quantities required for your complete installation. Product questions can be addressed in the specific sections of this guide or by contacting your sales representative or customer resource representative at 1-800-343-5665.

Next, select options (if required), along with colors and finishes appropriate to each product. Reference the Finishes and Fabrics pages for color designations.

On large installations, an item's "designated area" can be specified to assist in product organization and handling.

To expedite complete / correct entry of your order, be certain all pattern numbers, quantities, colors and area identifications are completely specified. Also, include complete purchase order numbers, bill-to and ship-to addresses, a contact name and specific factory shipping dates required.

Mail all orders to:

Knoll, Inc.

1235 Water Street

P.O. Box 157

East Greenville, PA 18041

Attention: Order Entry

Once your order is entered at Knoll, an acknowledgment will be mailed to you. You will be advised of your scheduled shipping date within five days of the original acknowledgment. If it is necessary to revise your order, please contact your customer resource representative.

Sustainability Statement

Sustainable design is a key component of Knoll's environmental focus. Our commitment to social responsibility and a healthy environment has prompted us to further articulate our longstanding environmental programs and, with encouragement and support from our colleagues in the industry, we have re-energized our focus on such "green" initiatives as life cycle analysis and LEED™ certification. Knoll is proud to have contributed to projects that have received LEED certification from the U.S. Green Building Council.

For the latest information on Knoll products that help our customers achieve LEED certification, log on to knoll.com, click on "About Knoll" and then "Environmental Focus."