

Introduction	Knoll and Sustainable Design	2
Dividends Horizon System	Dividends Color Program Finishes	4
	Dividends Legacy Finishes	5
	Dividends Worksurfaces	6
	Dividends Table Supports	19
	Dividends Desk Components	20
	Dividends Accessories	21
	Dividends Electrical	22
	Dividends T5 Task Lights	27
Morrison System	Morrison System Finishes	28
	Knoll Color Program	29
	Morrison System Legacy Finishes	30
	Morrison Window Panel	31
	Morrison Connectors, post assemblies	32
	Morrison miscellaneous	36
	Trim Cover	37
	Morrison Worksurfaces, 1 3/4"	39
	Morrison Worksurfaces, 1 1/4"	47
	Morrison Options Worksurfaces, 1 1/4"	61
	VDT corner and transitional end panels	75
	Kneehole filler and transitional filler panels	76
	Return filler panels	77
	Intermediate shelves	78
	Morrison shelves and flush counter surface, 1 3/4"	79
	Morrison shelves and flush counter surface, 1 1/4"	80
	Morrison Overhead cabinets	81
	Morrison Network privacy screen	82
Morrison vertical storage	83	
Morrison Network T5 Task Light	84	
Morrison Options T5 Task Light	85	
Reff System	Reff Finishes	86
	Reff Panels	87
	Reff Worksurfaces	95
	Reff support components	119
	Reff Cabinetry	122
	Reff Overhead storage	143
	Reff accessories	165
AutoStrada System	AutoStrada Finishes	166
	AutoStrada Worksurfaces	167
	AutoStrada Cabinets	168
	AutoStrada Lower Storage	169
	AutoStrada T5 Task Light	170
Reuter	T5 Task Light for Reuter Overhead Storage	171
The Graham Collection	The Graham Collection T5 Task Light	172
Currents System	Worksurface anti-bow strap	173
	Currents Systems worksurfaces	174
	Equity service wall accessories	175
Alpha-Numeric Index		176
Selling Policy		186
KnollKey Lock Program		188
General Ordering Information		189

Knoll and Sustainable Design

Each year Knoll sets key initiatives in our journey to sustainability. We are members of a global consortium on energy, have adopted a scientific, metrics-based approach to sustainable product design, and maintain a leadership position in establishing universal, verifiable, sustainability standards for our industry.

Knoll promotes independent third-party certification because it provides the most impartial and trustworthy foundation for industry-wide environmental compliance. Certification by established and respected third parties ensures that all manufacturers are held to the same high standards and that customers can trust a company's declaration about the environmental benefits of its products. Knoll third-party partners include: the International Standards Organization (ISO); Forest Stewardship Council (FSC®); Rainforest Alliance; GREENGUARD® Environmental Institute; and The Business and Institutional Furniture Manufacturer's Association (BIFMA) level® certification from Scientific Certification Systems (SCS).

In addition, Knoll is aligned with the U.S. Green Building Council and can help companies, healthcare organizations and educational institutions achieve Leadership in Energy and Environmental Design (LEED®) workplace certification.

Global Climate Change

- Knoll is a sponsor of the Clinton Global Initiative, which brings together a community of global leaders to devise and implement solutions to some of the world's most pressing challenges, including environmental change.
- Knoll has a comprehensive Energy Management Program to increase energy efficiency in products and processes.

Life Cycle Assessment (LCA) Tool

- Life Cycle Assessment is a science-based measurement of a product's environmental impacts throughout its life cycle, from raw materials sourcing through manufacture, shipping, use and re-use or end-of-life. LCA enables cradle-to-cradle implementation of sustainable practices.
- Knoll has partnered with The Green Standard.org to develop an affordable, universal ISO-compliant computer-based LCA tool that can be used by the entire contract furniture industry and is partnering on the development of an Environmental Product Declaration System (EPDs) for Knoll products. EPDs are verified documents containing LCA results and additional environmental performance information about a product.

Setting Industry Standards

- Knoll partners with MTS (The Institute for Market Transformation to Sustainability) to develop the SMaRT® Consensus Sustainable Products Standards, a set of consensus-based sustainable product standards based on the LEED® model, for all building products, fabric, apparel, flooring and carpet. MTS, the developer of SMaRT®, is an accredited American National Standards Institute (ANSI) standard developer.
- Knoll also partners with BIFMA (Business and Institutional Furniture Manufacturers Association) to promote level® sustainability standards for the contract furniture industry.
- Knoll has established FSC® (Forest Stewardship Council) certified wood as the standard for general office open plan office systems, casegoods and tables.
- Knoll has launched Full Circle, a resource recovery program developed with ANEW, to help customers extend the life cycle of surplus furniture, fixtures and equipment (FF&E) in an economically, socially and environmentally responsible manner.
- Our goal is to encourage all manufacturers in the contract furniture industry and related industries to adopt standards that will lead to sustainable products and practices.

For more information about Knoll and sustainable design, visit knoll.com/environment.

All dimensions in this price list are nominal and follow standard size convention of its respective product line.

Core Paint and Laminate Finishes

Specify Core finishes for all new customers

Order Code	Color Name	Old Order Code	Paint Grade	Paint Finishes	Plastic Panel Trim Finishes	DS1 Pedestal and Overhead Plastic Finishes	Laminate Finishes	2mm Edgeband Finishes	Techwood Finishes	Cascade Worksurface Finishes
611	Beige Mist Metallic		P2	•						
118	Bright White	LH	P3	•		•	•	•		•
112	Brown		P1	•		•				
123	Brushed Grey						•			
122	Brushed Sand						•			
113	Dark Grey	Y3	P1	•	•	•		•		
128	Fog	G					•	•		
114	Folkstone Grey		P1	•		•	•	•		•
111	Jet Black	27	P1	•		•	•	•		
124	Medium Cherry						•	•		•
115	Medium Grey	Y2	P1	•	•	•		•		
612	Medium Metallic Grey	J	P2	•						
121	Micro Grey						•			
129	Micro Sand						•			
126	Natural Cherry						•	•		•
125	Natural Maple						•	•		•
119	Pumice	LB, F					•	•		•
116	Sandstone		P1	•		•				
613	Silver	3	P3	•						
117	Soft Grey	E, M42	P1	•	•	•	•	•		•
127	Walnut						•	•		•
Y811	Natural Techwood								•	
Y821	Blonde Maple Techwood (formerly known as Maple Techwood)								•	
Y831	Light Cherry Techwood (formerly known as Cherry Techwood)								•	

Note: All Dividends Horizon products except DS1 and DS2 pedestals and doublewide pedestals are painted with a textured finish excluding 613 Silver which is available as a smooth finish only.

X and Y base tables and the freestanding screen kits are always painted with a textured finish, including 613 Silver.

Note: Laminates and other finishes may vary in color due to different dye lots. Slight variations are to be expected.

Panel base raceway covers	Plastic panel trim	DS1 pedestal drawer plugs	2mm Edge Work-surfaces	2mm Edge Work-surfaces	Techwood edge work-surfaces	Cascade edge work-surface
Steel tile inserts	PVC post assemblies	DS1 pedestal handles	15" deep counters	15" deep counters	15" deep counters	
D1 style tile supports	Beltway raceway covers	DS1 Overhead door end plugs	Overhead doors	Overhead doors	Overhead doors	
Overhead cabinets	Power pole covers		Credenza top and doors	Credenza tops	Credenza doors	
Pedestal case and fronts			Overdesk doors	Overdesk doors	Overdesk doors	
					Series 2 overhead door	

Most products introduced after 2004 are not available in Legacy finishes. See individual pricing pages for availability.

Specify Legacy finishes to match existing product only. Legacy finishes are not available for new customers.

Trim Finishes

- Panel top caps
- Panel post trim
- Pedestal drawer top caps
- Overhead drawer top caps
- Pedestal drawer pulls
 - Y1 Pewter

Paint Finishes

- Panel base raceway covers
- Panel tiled insert supports
- Solid Steel panel inserts
- Perforated steel panel inserts
- Embossed steel panel inserts
- Overhead storage components
- Pedestals
- Desk components
- Metal panel topcaps and trim

P1 Finishes

- Y1 Pewter

P2 Finishes

- H Beige Metallic
- W Light Tan Metallic

All other Knoll paint finishes and custom finishes (Series 2 components only)

Laminates

Worksurfaces

An upcharge applies where specifying Legacy laminates. Add an amount equal to 10% of the solid PVC edgeband list price to the price of any product specified with a Legacy laminate.

- MC Caramel Maple
- CM Clear Maple
- M1 Light Grey
- PA Pearwood
- SD Sand
- B Snow
- WM Warm Cherry
- MR6 Winter Grey Matrix


Note: Laminates and other finishes may vary in color due to different dye lots. Slight variations are to be expected.

Worksurface Edges

2mm edgeband

- MC Caramel Maple
- CM Clear Maple
- Y3 Dark Grey
- Y2 Medium Grey
- MT Metal
- Y1 Pewter
- SD Sand
- B Snow
- WM Warm Cherry

Dividends Worksurfaces
Rectangular 18" Deep
Rectangular 18" Deep + Post


description	w	d	t	pattern no.	PVC edge	woodgrain PVC edge	metal edge	techgrain w/ techgrain edge
18" Deep Rectangular, No Grommet 	18"	18"	1 1/4"	D1R1818NQ	\$204.	\$224.	\$246.	\$498.
18" Deep Rectangular, No Grommet Post Condition	21"	18"	1 1/4"	D1R2118NQ	209.	230.	251.	508.
	27"	18"	1 1/4"	D1R2718NQ	218.	239.	261.	534.
	33"	18"	1 1/4"	D1R3318NQ	245.	270.	293.	561.
	39"	18"	1 1/4"	D1R3918NQ	284.	312.	340.	587.
	45"	18"	1 1/4"	D1R4518NQ	314.	345.	377.	613.
	51"	18"	1 1/4"	D1R5118NQ	335.	370.	403.	634.
	57"	18"	1 1/4"	D1R5718NQ	365.	401.	437.	659.
	63"	18"	1 1/4"	D1R6318NQ	393.	432.	470.	683.
	69"	18"	1 1/4"	D1R6918NQ	414.	457.	498.	707.
	75"	18"	1 1/4"	D1R7518NQ	444.	489.	532.	738.
	81"	18"	1 1/4"	D1R8118NQ	467.	515.	561.	765.
	87"	18"	1 1/4"	D1R8718NQ	521.	572.	624.	794.
	93"	18"	1 1/4"	D1R9318NQ	576.	632.	692.	822.
	99"	18"	1 1/4"	D1R9918NQ	646.	710.	774.	893.

Order Code	Ordering Information	Included with:	Options
"D" Worksurface <i>Example: D1R 1818N Q, 114, 114</i> D1R Pattern Number 1818G Q 114 Folkstone Grey Laminate 114 Folkstone grey Edge Band	"D" Worksurface 1. Pattern Number 2. Laminate Finish 3. Edge Band Finish	Worksurfaces	Worksurfaces <ul style="list-style-type: none"> Center-Located Edge Grommet To specify, replace the "N" suffix from the pattern number with "G". Add \$19. Woodgrain PVC edge Metal edge

Dividends Worksurfaces
Rectangular 24" Deep
Rectangular 24" Deep + Post

Standard Specials Systems

Dividends Horizon System

description	w	d	t	pattern no.	PVC edge	woodgrain PVC edge	metal edge	techgrain w/ techgrain edge
24" Deep Rectangular, No Grommet 	102"	24"	1 1/4"	D1R10224NQ	\$800.	\$880.	\$959.	\$1,039.
	108"	24"	1 1/4"	D1R10824NQ	869.	957.	1,043.	1,130.
	120"	24"	1 1/4"	D1R12024NQ	1,008.	1,109.	1,212.	1,311.
24" Deep Rectangular, No Grommet Post Condition	21"	24"	1 1/4"	D1R2124NQ	219.	241.	262.	526.
	27"	24"	1 1/4"	D1R2724NQ	253.	278.	302.	556.
	33"	24"	1 1/4"	D1R3324NQ	281.	309.	337.	584.
	39"	24"	1 1/4"	D1R3924NQ	321.	352.	384.	615.
	45"	24"	1 1/4"	D1R4524NQ	360.	395.	431.	645.
	51"	24"	1 1/4"	D1R5124NQ	387.	427.	467.	680.
	57"	24"	1 1/4"	D1R5724NQ	420.	462.	504.	712.
	63"	24"	1 1/4"	D1R6324NQ	455.	499.	545.	744.
	69"	24"	1 1/4"	D1R6924NQ	473.	521.	568.	775.
	75"	24"	1 1/4"	D1R7524NQ	508.	559.	610.	812.
	81"	24"	1 1/4"	D1R8124NQ	536.	591.	645.	848.
	87"	24"	1 1/4"	D1R8724NQ	607.	667.	728.	884.
	93"	24"	1 1/4"	D1R9324NQ	660.	725.	793.	918.
	99"	24"	1 1/4"	D1R9924NQ	729.	804.	875.	988.

Ordering Information

Worksurfaces

1. Pattern Number
2. Laminate Finish
3. Edge Band Finish

Order Code

Worksurfaces

Example: **D1R 4524NQ, 114, 114**

D1R Pattern Number

4524N Q

114 Folkstone Grey Laminate

114 Folkstone Grey Edge Band

Included with:

Worksurfaces

Options

Worksurfaces

- Center-Located Edge Grommet
To specify, replace the "N" suffix from the pattern number with "G".
Add \$19.
- Woodgrain PVC edge
- Metal edge

Dividends Worksurfaces
Rectangular 30" Deep
Rectangular 30" Deep + Post

Standard Specials Systems

description	w	d	t	pattern no.	PVC edge	woodgrain PVC edge	metal edge	techgrain w/ techgrain edge
30" Deep Rectangular, No Grommet	102"	30"	1 1/4"	D1R10230NQ	\$932.	\$1,025.	\$1,119.	\$1,212.
	108"	30"	1 1/4"	D1R10830NQ	1,001.	1,102.	1,201.	1,303.
	114"	30"	1 1/4"	D1R11430NQ	1,073.	1,180.	1,284.	1,392.
	120"	30"	1 1/4"	D1R12030NQ	1,141.	1,255.	1,369.	1,482.
30" Deep Rectangular, No Grommet Post Condition	27"	33"	1 1/4"	D1R2730NQ	314.	344.	377.	586.
	33"	30"	1 1/4"	D1R3330NQ	346.	381.	417.	626.
	39"	30"	1 1/4"	D1R3930NQ	379.	417.	456.	667.
	45"	30"	1 1/4"	D1R4530NQ	420.	462.	504.	710.
	51"	30"	1 1/4"	D1R5130NQ	475.	524.	571.	742.
	57"	30"	1 1/4"	D1R5730NQ	526.	577.	628.	772.
	63"	30"	1 1/4"	D1R6330NQ	583.	643.	701.	804.
	69"	30"	1 1/4"	D1R6930NQ	607.	667.	728.	832.
	75"	30"	1 1/4"	D1R7530NQ	648.	712.	776.	870.
	81"	30"	1 1/4"	D1R8130NQ	688.	756.	825.	908.
	87"	30"	1 1/4"	D1R8730NQ	740.	813.	888.	946.
	93"	30"	1 1/4"	D1R9330NQ	793.	871.	951.	984.
	99"	30"	1 1/4"	D1R9930NQ	862.	949.	1,035.	1,121.

Ordering Information

Worksurfaces

1. Pattern Number
2. Laminate Finish
3. Edge Band Finish

Order Code

Worksurfaces

Example: **D1R 6330N Q, 114, 114**

D1R Pattern Number
6330N Q

114 Folkstone Grey Laminate

114 Folkstone Grey Edge Band

Included with:

Worksurfaces

Options:

Worksurfaces

- Center-Located Edge Grommet
To specify, replace the "N" suffix from the pattern number with "G".
Add \$19.
- Woodgrain PVC edge
- Metal edge

Dividends Worksurfaces
Rectangular 36" Deep
Rectangular 36" Deep + Post

description	w	d	thickness	pattern no.	PVC edge	woodgrain PVC edge	metal edge	techgrain w/ techgrain edge
36" Deep Rectangular, No Grommet	30"	36"	1 1/4"	D1R3036NQ	\$625.	\$688.	\$751.	\$813.
	36"	36"	1 1/4"	D1R3636NQ	655.	719.	785.	850.
	42"	36"	1 1/4"	D1R4236NQ	658.	723.	789.	855.
	48"	36"	1 1/4"	D1R4836NQ	664.	731.	797.	864.
	54"	36"	1 1/4"	D1R5436NQ	672.	741.	808.	917.
	78"	36"	1 1/4"	D1R7836NQ	889.	976.	1,066.	1,153.
	84"	36"	1 1/4"	D1R8436NQ	958.	1,053.	1,149.	1,244.
	90"	36"	1 1/4"	D1R9036NQ	1,028.	1,130.	1,233.	1,337.
	96"	36"	1 1/4"	D1R9636NQ	1,097.	1,207.	1,316.	1,426.
	102"	36"	1 1/4"	D1R10236NQ	1,167.	1,283.	1,400.	1,517.
	108"	36"	1 1/4"	D1R10836NQ	1,236.	1,360.	1,484.	1,608.
	114"	36"	1 1/4"	D1R11436NQ	1,307.	1,436.	1,567.	1,699.
120"	36"	1 1/4"	D1R12036NQ	1,377.	1,514.	1,651.	1,791.	
36" Deep Rectangular, No Grommet Post Condition	30"	36"	1 1/4"	D1R3336NQ	625.	688.	751.	813.
	39"	36"	1 1/4"	D1R3936NQ	655.	719.	785.	850.
	45"	36"	1 1/4"	D1R4536NQ	658.	723.	789.	855.
	51"	36"	1 1/4"	D1R5136NQ	664.	731.	797.	864.
	57"	36"	1 1/4"	D1R5736NQ	672.	741.	808.	917.
	63"	36"	1 1/4"	D1R6336NQ	743.	816.	891.	965.
	69"	36"	1 1/4"	D1R6936NQ	816.	899.	982.	1,062.
	75"	36"	1 1/4"	D1R7536NQ	889.	976.	1,066.	1,153.
	81"	36"	1 1/4"	D1R8136NQ	958.	1,053.	1,149.	1,244.
	87"	36"	1 1/4"	D1R8736NQ	1,028.	1,130.	1,233.	1,337.
	93"	36"	1 1/4"	D1R9336NQ	1,077.	1,184.	1,293.	1,398.
	99"	36"	1 1/4"	D1R9936NQ	1,120.	1,232.	1,343.	1,457.

Ordering Information

Worksurfaces

1. Pattern Number
2. Laminate Finish
3. Edge Band Finish

Order Code

Worksurfaces

Example: **D1R 3036N Q, 114, 114**

D1R Pattern Number
3036N Q

114 Folkstone Grey
Laminate

114 Folkstone Grey Edge
Band

Included with:

Worksurfaces

Options

Worksurfaces


- Center-Located Edge Grommet
To specify, replace the "N" suffix from the pattern number with "G".
Add \$19.
- Woodgrain PVC edge
- Metal edge

Dividends Worksurfaces

Curvilinear Wave End

Left

Standard Specials Systems

description	1	2	3	A	B	t	pattern no.	PVC edge	woodgrain PVC edge	metal edge	techgrain w/ techgrain edge
Curvilinear Wave End Left No Grommet	29 1/2"	23 1/2"	29 1/2"	14 15/16"	2 15/16"	1 1/4"	D1W303024NQ	\$591.	\$650.	\$709.	\$769.
	35 13/16"	17 1/2"	23 1/2"	14 15/16"	2 15/16"	1 1/4"	D1W362418NQ	661.	726.	794.	859.
	47 13/16"	23 1/2"	35 13/16"	14 15/16"	14 15/16"	1 1/4"	D1W483624NQ	759.	835.	910.	988.
	53 13/16"	23 1/2"	29 1/2"	14 15/16"	14 15/16"	1 1/4"	D1W543024NQ	768.	845.	921.	998.
	59 13/16"	17 1/2"	29 1/2"	23 7/16"	14 15/16"	1 1/4"	D1W603018NQ	782.	859.	937.	1,015.
	59 13/16"	23 1/2"	29 1/2"	23 7/16"	18 7/16"	1 1/4"	D1W603024NQ	782.	859.	937.	1,015.
	59 13/16"	23 1/2"	35 1/2"	17 1/2"	14 15/16"	1 1/4"	D1W603624NQ	873.	961.	1,049.	1,137.
	65 13/16"	23 1/2"	29 1/2"	23 7/16"	15 15/16"	1 1/4"	D1W663024NQ	820.	901.	985.	1,067.
	65 13/16"	23 1/2"	35 1/2"	23 7/16"	14 15/16"	1 1/4"	D1W663624NQ	919.	1,011.	1,102.	1,193.
	71 13/16"	29 1/2"	35 1/2"	23 7/16"	14 15/16"	1 1/4"	D1W723630NQ	954.	1,049.	1,144.	1,238.
	77 13/16"	23 1/2"	29 1/2"	23 7/16"	30 7/16"	1 1/4"	D1W783024NQ	925.	1,015.	1,108.	1,200.
	77 13/16"	23 1/2"	35 1/2"	23 7/16"	14 15/16"	1 1/4"	D1W783624NQ	1,028.	1,130.	1,233.	1,337.
	83 13/16"	23 1/2"	35 1/2"	23 7/16"	14 15/16"	1 1/4"	D1W843624NQ	1,059.	1,166.	1,271.	1,378.
	89 13/16"	23 1/2"	29 1/2"	23 7/16"	30 7/16"	1 1/4"	D1W903024NQ	1,048.	1,152.	1,258.	1,361.
	95 13/16"	23 1/2"	29 1/2"	23 7/16"	39"	1 1/4"	D1W963024NQ	1,118.	1,230.	1,341.	1,454.
	95 13/16"	23 1/2"	35 1/2"	23 7/16"	14 15/16"	1 1/4"	D1W963624NQ	1,146.	1,262.	1,376.	1,490.
	95 13/16"	29 1/2"	35 1/2"	23 7/16"	30 7/16"	1 1/4"	D1W963630NQ	1,146.	1,262.	1,376.	1,490.

Order Code	Ordering Information	Included with:	Options
Worksurfaces	Worksurfaces	Worksurfaces	Worksurfaces
<i>Example:</i> D1R 303024N Q, 114, 114	1. Pattern Number		• Center-Located Edge Grommet To specify, replace the "N" suffix from the pattern number with "G".
D1R Pattern Number	2. Laminate Finish		Add \$19.
303024N	3. Edge Band Finish		• Woodgrain PVC edge
114 Folkstone Grey Laminate			• Metal edge
114 Folkstone Grey Edge Band			

Dividends Worksurfaces

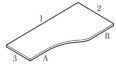
Curvilinear Wave End

Right

Standard Specials Systems

Dividends Horizon System

description	1	2	3	A	B	t	pattern no.	PVC edge	woodgrain PVC edge	metal edge	techgrain w/ techgrain edge
Curvilinear Wave End Right No Grommet	29 1/2"	29 1/2"	23 1/2"	2 15/16"	14 15/16"	1 1/4"	D1W302430NQ	\$591.	\$650.	\$709.	\$769.
	35 13/16"	23 1/2"	17 1/2"	2 15/16"	14 15/16"	1 1/4"	D1W361824NQ	661.	726.	794.	859.
	47 13/16"	35 13/16"	23 1/2"	14 15/16"	14 15/16"	1 1/4"	D1W482436NQ	759.	835.	910.	988.
	53 13/16"	29 1/2"	23 1/2"	14 15/16"	14 15/16"	1 1/4"	D1W542430NQ	768.	845.	921.	998.
	59 13/16"	29 1/2"	17 1/2"	14 15/16"	23 7/16"	1 1/4"	D1W601830NQ	782.	859.	937.	1,015.
	59 13/16"	29 1/2"	23 1/2"	18 7/16"	23 7/16"	1 1/4"	D1W602430NQ	782.	859.	937.	1,015.
	59 13/16"	35 1/2"	23 1/2"	14 15/16"	17 1/2"	1 1/4"	D1W602436NQ	873.	961.	1,049.	1,137.
	65 13/16"	29 1/2"	23 1/2"	15 15/16"	23 7/16"	1 1/4"	D1W662430NQ	820.	901.	985.	1,067.
	65 13/16"	35 1/2"	23 1/2"	14 15/16"	23 7/16"	1 1/4"	D1W662436NQ	919.	1,011.	1,102.	1,193.
	71 13/16"	35 1/2"	29 1/2"	30 7/16"	23 7/16"	1 1/4"	D1W723036NQ	954.	1,049.	1,144.	1,238.
	77 13/16"	29 1/2"	23 1/2"	30 7/16"	23 7/16"	1 1/4"	D1W782430NQ	925.	1,015.	1,108.	1,200.
	77 13/16"	35 1/2"	23 1/2"	14 15/16"	23 7/16"	1 1/4"	D1W782436NQ	1,028.	1,130.	1,233.	1,337.
	83 13/16"	35 1/2"	23 1/2"	14 15/16"	23 7/16"	1 1/4"	D1W842436NQ	1,059.	1,166.	1,271.	1,378.
	89 13/16"	29 1/2"	23 1/2"	30 7/16"	23 7/16"	1 1/4"	D1W902430NQ	1,048.	1,152.	1,258.	1,361.
	95 13/16"	29 1/2"	23 1/2"	39"	23 7/16"	1 1/4"	D1W962430NQ	1,118.	1,230.	1,341.	1,454.
	95 13/16"	35 1/2"	23 1/2"	14 15/16"	23 7/16"	1 1/4"	D1W962436NQ	1,146.	1,262.	1,376.	1,490.
	95 13/16"	35 1/2"	23 1/2"	30 7/16"	23 7/16"	1 1/4"	D1W963036NQ	1,146.	1,262.	1,376.	1,490.



Ordering Information

Worksurfaces

1. Pattern Number
2. Laminate Finish
3. Edge Band Finish

Order Code

Worksurfaces

Example: **D1R 302430N Q, 114, 114**

D1R Pattern Number
302430N

Q14 Folkstone
Grey Laminate

114 Folkstone Grey Edge
Band

Included with:

Worksurfaces

Options

Worksurfaces

- Center-Located Edge Grommet
To specify, replace the "N" suffix from the pattern number with "G".
Add \$19.
- Woodgrain PVC edge
- Metal edge

Dividends Worksurfaces

Rectilinear Corner, Split Top Corner

Standard Specials Systems

description	1	2	3	4	t	pattern no.	PVC edge	woodgrain PVC edge	metal edge	techgrain w/ techgrain edge
Rectilinear Corner Worksurface. 30" Deep Return Left 30" Deep Return Right With Grommets	42"	42"	30"	30"	1 1/4"	D1C4230GQ	\$723.	\$796.	\$868.	\$1,339.
Rectilinear Corner Worksurface. 30" Deep Return Left 30" Deep Return Right No Grommets	42"	42"	30"	30"	1 1/4"	D1C4230NQ	684.	753.	821.	1,304.
Rectilinear Corner Worksurface. 36" Deep Return Left 36" Deep Return Right With Grommets	48"	48"	36"	36"	1 1/4"	D1C4836GQ	821.	905.	986.	1,501.
Rectilinear Corner Worksurface. 36" Deep Return Left 36" Deep Return Right No Grommets	48"	48"	36"	36"	1 1/4"	D1C4836NQ	783.	860.	938.	1,465.
Split Top Corner Worksurface With Grommets	36"	36"	24"	24"	1 1/4"	D1CS3624GQ	2,101.	2,311.	2,522.	3,645.
Split Top Corner Worksurface No Grommets	36"	36"	24"	24"	1 1/4"	D1CS3624NQ	2,062.	2,268.	2,474.	3,609.



Ordering Information

Worksurfaces

1. Pattern Number
2. Laminate Finish
3. Edge Band Finish

Split Top Corner Worksurfaces

1. Pattern Number
2. Laminate Finish
3. Edge Band Finish

Order Code

Worksurfaces

Example: **D1C 4230G Q 117, 115**

D1C Pattern Number
4230G Q

117 Soft Grey Laminate

115 Medium Grey Edge
Band

Split Top Corner Worksurfaces

Example: **D1CS 3624G Q 117, 117**

D1CS Pattern Number
3624G Q

117 Soft Grey Laminate

117 Soft Grey Edge Band

Included with:

Worksurfaces

- Worksurface
- Panel-to-Worksurface Bracket
- Split Top Corner Worksurfaces

Split Top Corner Worksurfaces

- Front Worksurface
- Back Worksurface
- Split Top Mechanism
- Flat Brackets
- Panel-to-Worksurface Bracket

Options

Worksurfaces

- 2 Center-Located Edge Grommets
- Woodgrain PVC edge
- Metal edge

Worksurfaces

- 2 Center-Located Edge Grommets
- Woodgrain PVC edge
- Metal edge

Dividends Worksurfaces
 Curvilinear Corner
 "L" Shape-24" Depths

description	1	2	3	4	t	pattern no.	PVC edge	woodgrain PVC edge	metal edge	techgrain w/ techgrain edge
Curvilinear Corner "L" Shape Worksurface 24"	36"	48"	24"	24"	1 1/4"	D1L3648SSNQ	\$737.	\$809.	\$883.	\$1,324.
Deep Returns Left and Right No Grommet	36"	54"	24"	24"	1 1/4"	D1L3654SSNQ	829.	910.	994.	1,490.
	36"	60"	24"	24"	1 1/4"	D1L3660SSNQ	911.	1,002.	1,093.	1,642.
	36"	72"	24"	24"	1 1/4"	D1L3672SSNQ	971.	1,068.	1,164.	1,748.
	36"	78"	24"	24"	1 1/4"	D1L3678SSNQ	982.	1,080.	1,179.	1,766.
	42"	48"	24"	24"	1 1/4"	D1L4248SSNQ	744.	817.	893.	1,339.
	42"	54"	24"	24"	1 1/4"	D1L4254SSNQ	911.	1,002.	1,093.	1,642.
	42"	84"	24"	24"	1 1/4"	D1L4284SSNQ	1,225.	1,348.	1,469.	2,205.
	48"	36"	24"	24"	1 1/4"	D1L4836SSNQ	737.	809.	883.	1,324.
	48"	42"	24"	24"	1 1/4"	D1L4842SSNQ	744.	817.	893.	1,339.
	48"	54"	24"	24"	1 1/4"	D1L4854SSNQ	921.	1,013.	1,106.	1,656.
	48"	78"	24"	24"	1 1/4"	D1L4878SSNQ	1,091.	1,200.	1,310.	1,965.
	48"	96"	24"	24"	1 1/4"	D1L4896SSNQ	1,364.	1,501.	1,639.	2,456.
	54"	36"	24"	24"	1 1/4"	D1L5436SSNQ	829.	910.	994.	1,490.
	54"	42"	24"	24"	1 1/4"	D1L5442SSNQ	911.	1,002.	1,093.	1,642.
	54"	48"	24"	24"	1 1/4"	D1L5448SSNQ	921.	1,013.	1,106.	1,656.
	60"	36"	24"	24"	1 1/4"	D1L6036SSNQ	911.	1,002.	1,093.	1,642.
	72"	36"	24"	24"	1 1/4"	D1L7236SSNQ	971.	1,068.	1,164.	1,748.
	78"	36"	24"	24"	1 1/4"	D1L7836SSNQ	982.	1,080.	1,179.	1,766.
	84"	42"	24"	24"	1 1/4"	D1L8442SSNQ	1,225.	1,348.	1,469.	2,205.
	96"	48"	24"	24"	1 1/4"	D1L9648SSNQ	1,364.	1,501.	1,639.	2,456.

Ordering Information

1. **Worksurfaces**
2. Pattern Number
3. Laminate Finish
4. Edge Band Finish

Order Code

Worksurfaces	
<i>Example:</i> D1L 3648SSN Q M42, E	
D1L	Pattern Number
3648SSN	
M42	Soft grey laminate
E	Edge Band

Included With:

- Worksurfaces**
 Worksurface
 Panel-to-Worksurface Bracket

Options

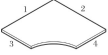
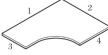
- Worksurfaces**
- 2 center-located edge grommets
 To specify, replace the "N" suffix from the pattern number with "G"
Add \$30
 - Woodgrain PVC edge
 - Metal edge

Dividends Worksurfaces

Curvilinear Corner

"L" Shape-30" Depths

Standard Specials Systems

description	1	2	3	4	t	pattern no.	PVC edge	woodgrain PVC edge	metal edge	techgrain w/ techgrain edge
Curvilinear Corner "L" Shape Worksurface 30"	42"	42"	30"	30"	1 1/4"	D1L4242DDNQ	\$804.	\$884.	\$964.	\$1,446.
Deep Returns Left and Right No Grommet	42"	60"	30"	30"	1 1/4"	D1L4260DDNQ	935.	1,029.	1,122.	1,684.
	42"	66"	30"	30"	1 1/4"	D1L4266DDNQ	981.	1,079.	1,178.	1,764.
	42"	72"	30"	30"	1 1/4"	D1L4272DDNQ	1,027.	1,129.	1,232.	1,846.
	48"	60"	30"	30"	1 1/4"	D1L4860DDNQ	981.	1,079.	1,178.	1,764.
	48"	66"	30"	30"	1 1/4"	D1L4866DDNQ	1,025.	1,128.	1,230.	1,845.
	48"	72"	30"	30"	1 1/4"	D1L4872DDNQ	1,073.	1,180.	1,284.	1,929.
	48"	84"	30"	30"	1 1/4"	D1L4884DDNQ	1,212.	1,332.	1,454.	2,179.
	48"	96"	30"	30"	1 1/4"	D1L4896DDNQ	1,350.	1,485.	1,619.	2,430.
	60"	42"	30"	30"	1 1/4"	D1L6042DDNQ	935.	1,030.	1,122.	1,684.
	60"	48"	30"	30"	1 1/4"	D1L6048DDNQ	981.	1,079.	1,178.	1,764.
	66"	42"	30"	30"	1 1/4"	D1L6642DDNQ	981.	1,079.	1,178.	1,764.
	66"	48"	30"	30"	1 1/4"	D1L6648DDNQ	1,025.	1,128.	1,230.	1,845.
	72"	42"	30"	30"	1 1/4"	D1L7242DDNQ	1,027.	1,129.	1,232.	1,846.
	72"	48"	30"	30"	1 1/4"	D1L7248DDNQ	1,073.	1,180.	1,284.	1,929.
	84"	48"	30"	30"	1 1/4"	D1L8448DDNQ	1,212.	1,332.	1,454.	2,179.
	96"	48"	30"	30"	1 1/4"	D1L9648DDNQ	1,350.	1,485.	1,620.	2,430.

Ordering Information

1. Worksurfaces
2. Pattern Number
3. Laminate Finish
4. Edge Band Finish

Order Code

Worksurfaces	
<i>Example:</i>	D1L 4272DDN Q, 117, 117
D1L	Pattern Number
4272DDN	
Q17	Soft Grey laminate
117	Soft Grey Edge Band

Included with:

Worksurfaces
Worksurface
Panel-to-Worksurface Bracket

Options

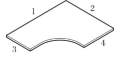
- Worksurfaces**
- 2 center-located edge grommets
To specify, replace the "N" suffix from the pattern number with "G"
Add \$30
 - Woodgrain PVC edge
 - Metal edge

Dividends Worksurfaces

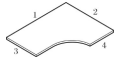
Curvilinear Corner

"L" Shape-Mixed Depths

description	1	2	3	4	t	pattern no.	PVC edge	woodgrain PVC edge	metal edge	techgrain w/ techgrain edge
Curvilinear Corner "L" Shape Worksurface 24" Deep Return Left and 30" Deep Return Right	36"	48"	24"	30"	1 1/4"	D1L3648SDNQ	\$775.	\$853.	\$931.	\$1,396.
	36"	54"	24"	30"	1 1/4"	D1L3654SDNQ	863.	950.	1,036.	1,554.
	42"	42"	24"	30"	1 1/4"	D1L4242SDNQ	784.	862.	940.	1,411.
	42"	48"	24"	30"	1 1/4"	D1L4248SDNQ	793.	871.	951.	1,426.
	42"	66"	24"	30"	1 1/4"	D1L4266SDNQ	951.	1,046.	1,142.	1,711.
	42"	72"	24"	30"	1 1/4"	D1L4272SDNQ	997.	1,096.	1,196.	1,795.
	48"	42"	24"	30"	1 1/4"	D1L4842SDNQ	793.	871.	951.	1,426.
	48"	78"	24"	30"	1 1/4"	D1L4878SDNQ	1,067.	1,174.	1,278.	1,921.
	48"	84"	24"	30"	1 1/4"	D1L4884SDNQ	1,137.	1,248.	1,363.	2,046.
	54"	36"	24"	30"	1 1/4"	D1L5436SDNQ	863.	950.	1,036.	1,554.
	66"	42"	24"	30"	1 1/4"	D1L6642SDNQ	951.	1,046.	1,142.	1,711.
	72"	42"	24"	30"	1 1/4"	D1L7242SDNQ	997.	1,096.	1,196.	1,795.
	78"	48"	24"	30"	1 1/4"	D1L7848SDNQ	1,067.	1,174.	1,278.	1,921.
	84"	48"	24"	30"	1 1/4"	D1L8448SDNQ	1,137.	1,248.	1,363.	2,046.
	96"	48"	24"	30"	1 1/4"	D1L9648SDNQ	1,275.	1,404.	1,530.	2,298.



Curvilinear Corner "L" Shape Worksurface 30" Deep Return Left and 24" Deep Return Right	36"	48"	30"	24"	1 1/4"	D1L3648DSNQ	775.	853.	931.	1,396.
	42"	42"	30"	24"	1 1/4"	D1L4242DSNQ	784.	862.	940.	1,411.
	42"	48"	30"	24"	1 1/4"	D1L4248DSNQ	793.	871.	951.	1,426.
	42"	66"	30"	24"	1 1/4"	D1L4266DSNQ	951.	1,046.	1,142.	1,711.
	42"	72"	30"	24"	1 1/4"	D1L4272DSNQ	997.	1,096.	1,196.	1,795.
	48"	78"	30"	24"	1 1/4"	D1L4878DSNQ	1,067.	1,174.	1,278.	1,921.
	48"	84"	30"	24"	1 1/4"	D1L4884DSNQ	1,137.	1,248.	1,363.	2,046.
	48"	96"	30"	24"	1 1/4"	D1L4896DSNQ	1,275.	1,404.	1,530.	2,298.
	54"	36"	30"	24"	1 1/4"	D1L5436DSNQ	863.	950.	1,036.	1,554.
	66"	42"	30"	24"	1 1/4"	D1L6642DSNQ	951.	1,046.	1,142.	1,711.
	72"	42"	30"	24"	1 1/4"	D1L7242DSNQ	997.	1,096.	1,196.	1,795.
	78"	48"	30"	24"	1 1/4"	D1L7848DSNQ	1,067.	1,174.	1,278.	1,921.
	84"	48"	30"	24"	1 1/4"	D1L8448DSNQ	1,137.	1,248.	1,363.	2,046.
	96"	48"	30"	24"	1 1/4"	D1L9648DSNQ	1,275.	1,404.	1,530.	2,298.



Ordering Information

Worksurfaces

1. Pattern Number
2. Laminate Finish
3. Edge Band Finish

Note: "S" = 24"D
"D" = 30"D

Order Code

Worksurfaces

Example: **D1L 4272SDN Q, CH, Y1**

D1L Pattern Number

4272SDN

QH Chiffon Laminate

Y1 Pewter edge band

Included with:

Worksurfaces




- Worksurface
- Panel-to-worksurface bracket

Options

Worksurfaces

- 2 center-located edge grommets
To specify, replace the "N" suffix from the pattern number with "G"
Add \$30
- Woodgrain PVC edge
- Metal edge

Dividends Worksurfaces
 “D”, “P” and “9” Peninsula,
 And Corner Round Worksurface

description	w	d	pattern no.	PVC edge	woodgrain PVC edge	metal edge	techgrain w/ techgrain edge
“D” Peninsula Worksurface 	30	24	D1D3024NQ	\$521.	\$572.	\$624.	\$936.
	30	30	D1D3030NQ	576.	632.	691.	1,037.
	36	24	D1D3624NQ	545.	599.	653.	979.
	36	30	D1D3630NQ	600.	660.	719.	1,080.
	54	24	D1D5424NQ	614.	675.	738.	1,105.
	54	30	D1D5430NQ	765.	843.	918.	1,378.
	54	36	D1D5436NQ	909.	1,000.	1,091.	1,638.
	60	24	D1D6024NQ	683.	752.	820.	1,230.
	60	36	D1D6036NQ	937.	1,032.	1,125.	1,687.
	66	24	D1D6624NQ	753.	830.	902.	1,356.
	66	36	D1D6636NQ	961.	1,056.	1,153.	1,730.
	72	24	D1D7224NQ	822.	906.	988.	1,482.
	78	24	D1D7824NQ	893.	983.	1,073.	1,607.
	78	30	D1D7830NQ	950.	1,044.	1,141.	1,709.
	78	36	D1D7836NQ	1,032.	1,133.	1,236.	1,856.
	84	24	D1D8424NQ	962.	1,058.	1,154.	1,732.
	84	30	D1D8430NQ	1,020.	1,121.	1,223.	1,836.
	84	36	D1D8436NQ	1,100.	1,212.	1,319.	1,982.
	96	24	D1D9624NQ	1,099.	1,210.	1,318.	1,979.
	96	30	D1D9630NQ	1,129.	1,242.	1,355.	2,032.
96	36	D1D9636NQ	1,240.	1,364.	1,488.	2,232.	
Conferencing worksurface (left hand shown) 	60	48	DB1BD48DLQ	1,321.	1,455.	1,588.	3,365.
	60	48	DB1BD48DRQ	1,321.	1,455.	1,588.	3,365.
Blended “D” Peninsula Worksurface (left hand shown) 	54	48	D1BD5448DLQ	906.	997.	1,087.	3,656.
		48	D1BD5448DRQ	906.	997.	1,087.	3,656.
		48	D1BD5448SLQ	872.	960.	1,048.	3,598.
		48	D1BD5448SRQ	872.	960.	1,048.	3,598.
	60	48	D1BD6048DLQ	935.	1,030.	1,122.	3,780.
		48	D1BD6048DRQ	935.	1,030.	1,122.	3,780.

Ordering Information

- “D” Worksurface**
 1. Pattern Number
 2. Laminate Finish
 3. Edge Band Finish

Order Code

“D” Worksurface
Example: **D1BD 5448DL Q, 114, 114**

D1BD Pattern Number
5448 DL Q

114 Folkstone Grey Laminate

114 Folkstone grey Edge Band

Included with:

- “D” Worksurface**
- Worksurface
- Note: Support column and panel-to-worksurface brackets must be ordered separately.


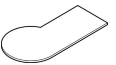

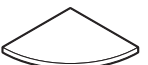
Options

- “D” Worksurfaces**
- Woodgrain PVC edge
 - Metal edge

Dividends Worksurfaces

“D”, “P” and “9” Peninsula, And Corner Round Worksurface

Standard Specials Systems

description	w	d	pattern no.	PVC edge	woodgrain PVC edge	metal edge	techgrain w/ techgrain edge
Blended “D” Peninsula Worksurface (left hand shown) 	60	48	D1BD6048SLQ	\$890.	\$977.	\$1,067.	\$3,592.
		48	D1BD6048SRQ	890.	977.	1,067.	3,592.
	72	42	D1BD7242DLQ	970.	1,067.	1,163.	3,918.
		42	D1BD7242DRQ	970.	1,067.	1,163.	3,918.
		42	D1BD7242SLQ	908.	999.	1,090.	3,858.
		42	D1BD7242SRQ	908.	999.	1,090.	3,858.
	78	48	D1BD7848DLQ	1,039.	1,144.	1,246.	4,415.
		48	D1BD7848DRQ	1,039.	1,144.	1,246.	4,415.
		48	D1BD7848SLQ	977.	1,077.	1,174.	4,356.
		48	D1BD7848SRQ	977.	1,077.	1,174.	4,356.
	84	48	D1BD8448DLQ	1,109.	1,221.	1,333.	4,786.
		48	D1BD8448DRQ	1,109.	1,221.	1,333.	4,786.
48		D1BD8448SLQ	1,048.	1,152.	1,258.	4,519.	
48		D1BD8448SRQ	1,048.	1,152.	1,258.	4,519.	
Peninsula Worksurface, P-shaped 	54	30	D1P5430NQ	859.	945.	1,032.	2,363.
	60	30	D1P6030NQ	873.	961.	1,049.	2,402.
	78	36	D1P7836NQ	1,096.	1,206.	1,314.	3,015.
	84	30	D1P8430NQ	1,069.	1,177.	1,282.	2,940.
	90	30	D1P9030NQ	1,140.	1,253.	1,368.	3,131.
Peninsula Worksurface, 9-shaped 	54	30	D195430NQ	859.	946.	1,032.	2,363.
	60	30	D196030NQ	873.	961.	1,049.	2,402.
	78	36	D197836NQ	1,096.	1,206.	1,314.	3,015.
	84	30	D198430NQ	1,069.	1,177.	1,282.	2,940.
	90	30	D199030NQ	1,140.	1,253.	1,368.	3,131.
Corner Round Worksurface 	30	30	D1CRR30Q	510.	563.	615.	2,255.

Ordering Information

- “D” Worksurface**
1. Pattern Number
 2. Laminate Finish
 3. Edge Band Finish

Order Code

“D” Worksurface
Example: **D1BD 5448DL Q, 114, 114**

D1BD Pattern Number
5448 DL Q

114 Folkstone Grey Laminate

114 Folkstone grey Edge Band

Included with:


- “D” Worksurface**
- Worksurface
- Note: Support column and panel-to-worksurface brackets must be ordered separately.

Options


- “D” Worksurfaces**
- Woodgrain PVC edge
 - Metal edge

Dividends Worksurfaces

Dividends Style File tops

description	w	d	pattern no.	PVC edge	woodgrain PVC edge	metal edge
Calibre file top 18"d	66"	18"	CE6618Q	\$361.	\$395.	\$431.
	78"	18"	CE7818Q	401.	442.	481.
	96"	18"	CE9618Q	518.	570.	622.
	114"	18"	CE11418Q	585.	643.	702.

Note: File tops are designed for use with Calibre Lateral Files with Calibre Fronts.
For Morrison Fronts and Series 2 Fronts contact CPD.

description	w	d	pattern no.	PVC edge	woodgrain PVC edge	metal edge
Calibre file top 36"d	48"	36"	CE4836Q	415.	456.	497.
	54"	36"	CE5436Q	476.	523.	570.
	66"	36"	CE6636Q	537.	591.	644.
	78"	36"	CE7836Q	598.	658.	716.
	96"	36"	CE9636Q	729.	803.	875.
	102"	36"	CE10236Q	772.	851.	927.
	114"	36"	CE11436Q	838.	924.	1,007.
	120"	36"	CE12036Q	906.	996.	1,087.

Note: File tops are designed for use with Calibre Lateral Files with Calibre Fronts.
For Morrison Fronts and Series 2 Fronts contact CPD.

Order Code

30X18 Equity/Dividends Style File
Tops (Calibre Files)

Example: **CE3018**

CE	Equity/Dividend Edge
30	30" Wide
18	18" Deep

Specification Information

CE prefixed lateral file tops are designed to be attached to standard 18" deep (nominal) Calibre lateral files and cabinets. Please note that Calibre bookcases are 15" deep nominal and will not accept a Calibre lateral file laminate tops.

Calibre desking surfaces are not designed to serve as lateral file worksurface tops.

Application Notes

Designed for use with standard 18" deep nominal Calibre lateral files and cabinets only.

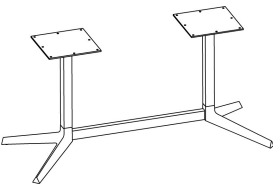
Actual dimensions are listed in inches

Dividends Table Supports

Double Y Leg Base

Standard Specials Systems

Dividends Horizon System

description	type	pattern no.	P1/P2/P3
 <p>Y-Base, Double with stretcher</p>	For use with 60" Wide x 24" or 30" Deep	DT1BYD602430Q	\$1,147.
	For use with 60" Wide x 36" Deep	DT1BYD6036Q	1,152.
	For use with 66" Wide x 24" or 30" Deep	DT1BYD662430Q	1,158.
	For use with 66" Wide x 36" Deep	DT1BYD6636Q	1,165.
	For use with 72" Wide x 24" or 30" Deep	DT1BYD722430Q	1,171.
	For use with 72" Wide x 36" Deep	DT1BYD7236Q	1,176.
	For use with 72" Wide x 42" Deep	DT1BYD7242Q	1,176.
	For use with 78" Wide x 24" or 30" Deep	DT1BYD782430Q	1,183.
	For use with 78" Wide x 36" Deep	DT1BYD7836Q	1,189.
	For use with 78" Wide x 42" Deep	DT1BYD7842Q	1,189.
	For use with 84" Wide x 24" or 30" Deep	DT1BYD842430Q	1,194.
	For use with 84" Wide x 36" Deep	DT1BYD8436Q	1,200.
	For use with 84" Wide x 42" Deep	DT1BYD8442Q	1,200.
	For use with 90" Wide x 24" or 30" Deep	DT1BYD902430Q	1,205.
	For use with 90" Wide x 36" Deep	DT1BYD9036Q	1,212.
	For use with 90" Wide x 42" Deep	DT1BYD9042Q	1,212.
	For use with 96" Wide x 24" or 30" Deep	DT1BYD962430Q	1,219.
	For use with 96" Wide x 36" Deep	DT1BYD9636Q	1,225.
	For use with 96" Wide x 42" Deep	DT1BYD9642Q	1,225.

Ordering Information

Table Supports:

1. Pattern number
2. Paint Finish

Order Code

Double Y Leg Base:

Example: **DT1BYD,114**

DT1 Dividends Horizon
Table

B Base

YD Double Y

114 Paint Finish

Included with:

Note: Table supports are only available in Knoll core finishes.

End Units

Desk End

description	d*	d	w	h	pattern no.	P1	P2	P3
Desk End Unit	36"	34 ⁷ / ₈ "	14 ⁷ / ₈ "	26 ⁷ / ₈ "	DD1EU36Q	\$494.	\$544.	\$569.



Ordering Information

- Desk End Unit**
 1. Pattern Number
 2. Paint Finish

Order Code

Desk End Unit
Example: **DD1 EU36Q, 117**
DD1 Pattern Number
EU36Q
117 Soft Grey Paint Finish

description	w	d	h	pattern no.	list	P1	P2	P3
Coat hook, 4 per pkg. For Flat top cap				DP5CHQ	\$269.			
Wall mounted bracket with cover For 14" h panel mounted sliding door overheads	30"		14"	DS3WMC1430Q		216.	235.	253.
	33"		14"	DS3WMC1433Q		220.	239.	257.
	36"		14"	DS3WMC1436Q		220.	239.	257.
	42"		14"	DS3WMC1442Q		223.	243.	263.
	48"		14"	DS3WMC1448Q		230.	252.	272.
Wall mounted bracket with cover For 21" h panel mounted sliding door overheads	30"		21"	DS3WMC2130Q		268.	293.	317.
	33"		21"	DS3WMC2133Q		274.	298.	323.
	36"		21"	DS3WMC2136Q		274.	298.	323.
	42"		21"	DS3WMC2142Q		295.	323.	347.
	48"		21"	DS3WMC2148Q		311.	339.	368.
Aluminum shelf with panel brackets	18"	8"	1"	DS1AS18Q()()	503.			
	24"	8"	1"	DS1AS24Q()()	531.			
	30"	8"	1"	DS1AS30Q()()	566.			
	36"	8"	1"	DS1AS36Q()()	600.			
	42"	8"	1"	DS1AS42Q()()	629.			
	48"	8"	1"	DS1AS48Q()()	658.			
	54"	8"	1"	DS1AS54Q()()	687.			
	60"	8"	1"	DS1AS60Q()()	719.			
	66"	8"	1"	DS1AS72Q()()	747.			
	72"	8"	1"	DS1AS66Q()()	775.			



Ordering Information

Coat hook

1. Pattern Number
2. Paint Finish

Wall mounted bracket with cover

1. Pattern Number
2. Paint Finish

Aluminum shelf

1. Bracket finish
any standard paint finish
2. Shelf finish
Anodized Aluminum or any standard paint finish except Silver (613)

Application Notes

Wall mounted bracket with cover

For 60" wide overhead, use (2x) 30" brackets
For 66" wide overhead, use (2x) 33" brackets
For 72" wide overhead, use (2x) 36" brackets

Cover is required for aesthetics purpose

Aluminum display shelf

Aluminum display shelves provide an additional level of storage between the worksurface and standard overhead storage.

Aluminum display shelves include brackets for support from vertical panel connector tracks.

Shelves may be mounted on any combination of vertical panels of the same total width.

Shelves may extend 12" past the mounting bracket on either side.

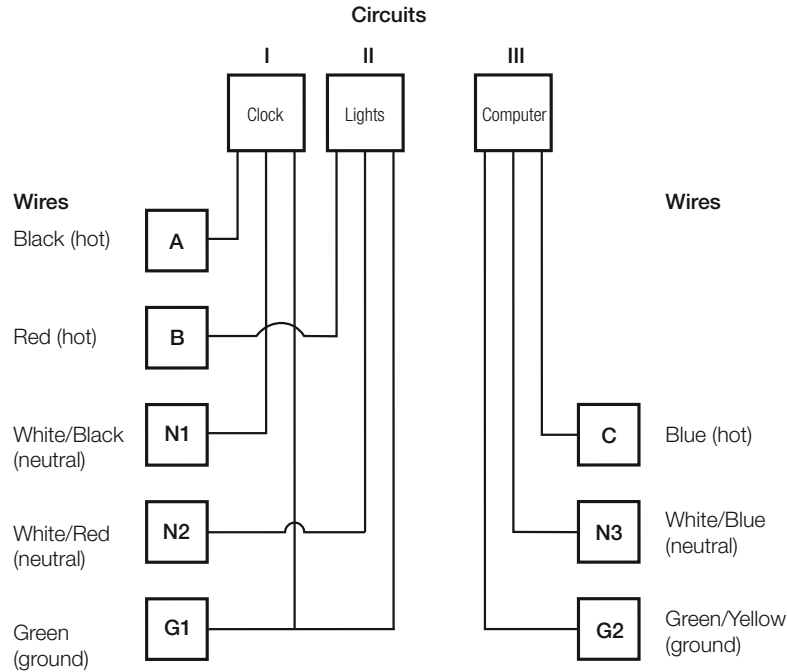
Dividends Electrical
Alternative Electrical Specification
 8-wire (2+1) and 10-wire (2+2) Electrical Systems

Dividends Horizon Electrical Specifications

Wiring Diagram

8-wire / 3-circuit (2+1)

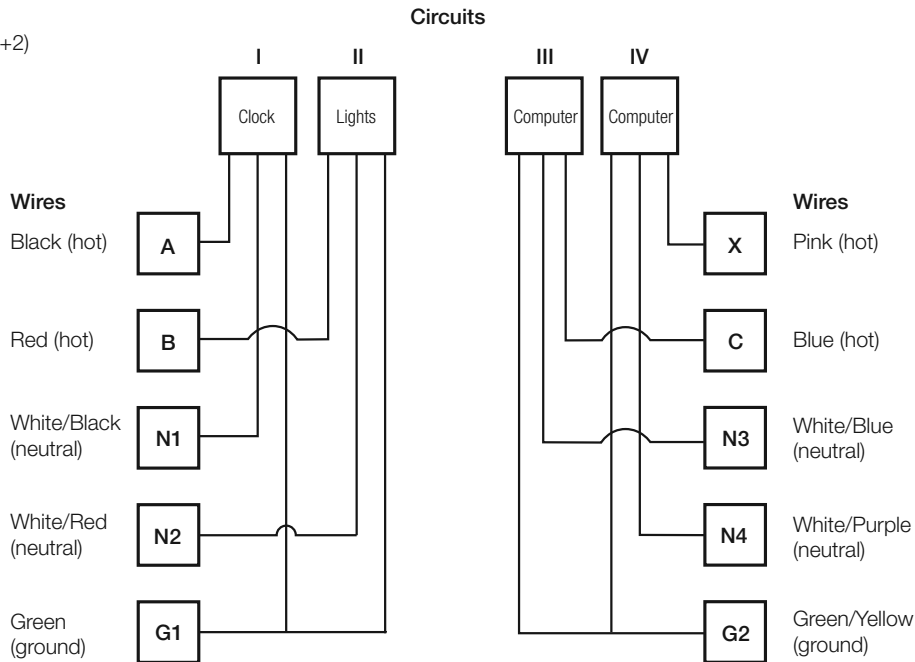
INDEPENDENT
 NEUTRAL



Wiring Diagram







10-wire / 4-circuit (2+2)

INDEPENDENT
 NEUTRAL



Please note that electrical components (i.e. power module, power jumpers and receptacles) from the 8 and 10-wire electrical systems with independent neutrals **cannot** be used with the 8-wire (3+1 and 2+2) and 10-wire (3+3) electrical systems that have shared neutrals.

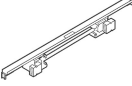
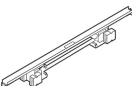




Dividends Electrical
Base Raceway
Power Modules, Connectors and Jumpers
8-wire (2+1) and 10-wire (2+2)

description	type	pattern no.	list	OE	OT
Power Module - Double sided for raceway on both sides 	24"W Panel	DE(0E/0T)PM24Q		\$134.	\$139.
	30"W Panel	DE(0E/0T)PM30Q		142.	144.
	36"W Panel	DE(0E/0T)PM36Q		159.	154.
	42"W Panel	DE(0E/0T)PM42Q		159.	161.
	48"W Panel	DE(0E/0T)PM48Q		167.	171.
Power Connector (power module-to-power module) 	12" no post	DE(0E/0T)PCNPQ		86.	104.
	15" with post	DE(0E/0T)PCWPQ		92.	111.
Power Jumper 	18" W Panel	DE(0E/0T)PJ18NPQ		110.	137.
	24" W Panel	DE(0E/0T)PJ24NPQ		114.	144.
	30" W Panel	DE(0E/0T)PJ30NPQ		119.	150.
	36" W Panel	DE(0E/0T)PJ36NPQ		125.	156.
	42" W Panel	DE(0E/0T)PJ42NPQ		132.	162.
	48" W Panel	DE(0E/0T)PJ48NPQ		140.	169.
Power Jumper (with post) 	18" W Panel + Post	DE(0E/0T)PJ18WPQ		111.	141.
	24" W Panel + Post	DE(0E/0T)PJ24WPQ		116.	145.
	30" W Panel + Post	DE(0E/0T)PJ30WPQ		120.	153.
	36" W Panel + Post	DE(0E/0T)PJ36WPQ		129.	159.
	42" W Panel + Post	DE(0E/0T)PJ42WPQ		138.	166.
	48" W Panel + Post	DE(0E/0T)PJ48WPQ		149.	169.
Multiple Panel Power Jumper (with or without post) 	54"W Panel Run	DE(0E/0T)PJ54WPQ		157.	181.
	60"W Panel Run	DE(0E/0T)PJ60WPQ		163.	190.
	66"W Panel Run	DE(0E/0T)PJ66WPQ		163.	190.
	72"W Panel Run	DE(0E/0T)PJ72WPQ		175.	196.
	78"W Panel Run	DE(0E/0T)PJ78WPQ		176.	216.
	84"W Panel Run	DE(0E/0T)PJ84WPQ		195.	220.
	96"W Panel Run	DE(0E/0T)PJ96WPQ		199.	227.
Receptacles 	Duplex circuit 1	DE0DRAQ	45.		
	Duplex circuit 2	DE0DRBQ	45.		
	Duplex circuit 3	DE0DRCQ	45.		
	Duplex circuit 4	DE0DRXQ	45.		

Ordering Information	Order Code	Included with:	Options
Power Jumper 1. Pattern Number	Power Jumper <i>Example:</i> DE0EPJ18NPQ DE0E Pattern Number PJ42NPQ	Power Jumper Note: Double-sided power module will not fit in a panel base raceway with tile to the floor on one side.	Power Jumper Options (0E) = 8 wire 2+1 (0T) = 10 wire 2+2

Beltway

Power Modules, Power Connectors and Power Jumpers

description	type	pattern no.	OE	OT
Beltway Power Module 1-Side 	30"	DE(0E/0T)BPM301Q	\$257.	\$276.
	36"	DE(0E/0T)BPM361Q	268.	285.
	42"	DE(0E/0T)BPM421Q	283.	294.
	48"	DE(0E/0T)BPM481Q	288.	304.
Beltway Power Module 2-Side 	30"	DE(0E/0T)BPM302Q	249.	288.
	36"	DE(0E/0T)BPM362Q	258.	297.
	42"	DE(0E/0T)BPM422Q	279.	305.
	48"	DE(0E/0T)BPM482Q	280.	317.
Beltway Power Connector 	17" no post	DES(0E/0T)BPCNPQ	92.	127.
	20" with post	DES(0E/0T)BPCWPQ	104.	129.
Beltway Power Jumper (no post) 	18"	DES(0E/0T)BPJ18NPQ	124.	140.
	24"	DES(0E/0T)BPJ24NPQ	128.	146.
	30"	DES(0E/0T)BPJ30NPQ	134.	155.
	36"	DES(0E/0T)BPJ36NPQ	140.	159.
	42"	DES(0E/0T)BPJ42NPQ	146.	166.
	48"	DES(0E/0T)BPJ48NPQ	153.	172.
Beltway Power Jumper (with post) 	18"	DES(0E/0T)BPJ18WPQ	127.	144.
	24"	DES(0E/0T)BPJ24WPQ	132.	150.
	30"	DES(0E/0T)BPJ30WPQ	138.	155.
	36"	DES(0E/0T)BPJ36WPQ	142.	159.
	42"	DES(0E/0T)BPJ42WPQ	154.	171.
	48"	DES(0E/0T)BPJ48WPQ	158.	176.
Multiple Panel Power Jumper (with or without post) 	54"	DES(0E/0T)BPJ54WPQ	163.	181.
	60"	DES(0E/0T)BPJ60WPQ	169.	191.
	66"	DES(0E/0T)BPJ66WPQ	175.	196.
	72"	DES(0E/0T)BPJ72WPQ	181.	199.
	78"	DES(0E/0T)BPJ78WPQ	186.	203.
	84"	DES(0E/0T)BPJ84WPQ	197.	208.
	96"	DES(0E/0T)BPJ96WPQ	211.	228.

Ordering Information

Beltway Power Jumper
1. Pattern Number

Order Code

Beltway Power Jumper
Example: **DES0EBPJ18NPQ**
DES0EBP Pattern Number
J18NPQ

Included with:




Beltway Power Jumper

Options

Beltway Power Jumper
Options
(0E) = 8 wire 2+1
(0T) = 10 wire 2+2

Beltway

Power Modules, Power Connectors and Power Jumpers

description	type	pattern no.	OE	OT
90° Beltway Power Jumper 	30" beltway panel	DE(0E/0T)PJ120WPQ	\$247.	\$283.
	36" beltway panel	DE(0E/0T)PJ126WPQ	255.	293.
	42" beltway panel	DE(0E/0T)PJ138WPQ	268.	305.
	48" beltway panel	DE(0E/0T)PJ144WPQ	278.	313.
Vertical Power Jumper (within same panel) 		DE(0E/0T)VPJQ	211.	219.
Vertical Power Jumper (from adjacent panel) 	30" beltway panel	DE(0E/0T)PJ48WPQ	149.	169.
	36" & 42" beltway panel	DE(0E/0T)PJ54WPQ	157.	181.
	48" beltway panel	DE(0E/0T)PJ60WPQ	163.	189.

Ordering Information

Order Code

Included with:

Options

Beltway Power Jumper

Beltway Power Jumper

Beltway Power Jumper

Beltway Power Jumper

1. Pattern Number

Example: **DES0EBPJ18NPQ**




DES0EBP Pattern Number
J18NPQ

Options

(0E) = 8 wire 2+1
(0T) = 10 wire 2+2

Infeeds

Base Power and Raceway-to-Ceiling Infeeds

description	length	pattern no.	OE	OT
Base Power Infeed (specify left or right) 	56"	DE(0E/0T)BI56(L/R)Q	\$223.	\$301.
Base Power Infeed (reversible) 	56"	DE(0E/0T)RBI56Q	297.	360.
Raceway-to-Ceiling Infeed 	19 1/2'	DE(0E/0T)CI144Q	338.	408.

Ordering Information

Order Code

Included with:

Options

Base Power Infeed (L/R)

Base Power Infeed (L/R)

Base Power Infeed (L/R)

Base Power Infeed

1. Pattern Number

Example: **DE18 BI56(L)**

DE18 Pattern Number (left
BI56(L) entry)

Options

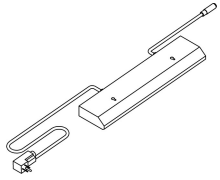
(OE) = 8 wire 2+1
(OT) = 10 wire 2+2

Base Power infeed (L/R):
To Specify direction of entry, add
either and "L" or "R" suffix to the
pattern number.

Dividends T5 Task Lights

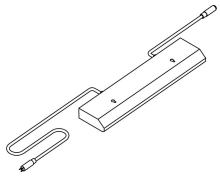
Daisy Chain

description	type	w	d	h	pattern no.	Standard	Advanced
Task Light, starter	Use with 24" and wider overhead	19"	4"	1 1/2"	DL3T5E19DCS()Q	\$366.	n/a
9 ft. cord, fused male plug	Use with 30" and wider overhead	25"	4"	1 1/2"	DL3T5E25DCS()Q	381.	674.
1 ft. cord, female plug	Use with 42" and wider overhead	37"	4"	1 1/2"	DL3T5E37DCS()Q	385.	703.
	Use with 60" and wider overhead	49"	4"	1 1/2"	DL3T5E49DCS()Q	417.	722.



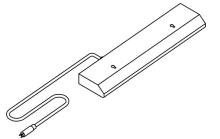
left hand shown

Task Light, adder	Use with 24" and wider overhead	19"	4"	1 1/2"	DL3T5E19DCA()Q	405.	n/a
2 ft. cord, male plug	Use with 30" and wider overhead	25"	4"	1 1/2"	DL3T5E25DCA()Q	419.	712.
1 ft. cord, female plug	Use with 42" and wider overhead	37"	4"	1 1/2"	DL3T5E37DCA()Q	424.	741.
	Use with 60" and wider overhead	49"	4"	1 1/2"	DL3T5E49DCA()Q	456.	761.



left hand shown

Task Light, ender	Use with 24" and wider overhead	19"	4"	1 1/2"	DL3T5E19DCE()Q	270.	n/a
2 ft. cord, male plug	Use with 30" and wider overhead	25"	4"	1 1/2"	DL3T5E25DCE()Q	285.	578.
	Use with 42" and wider overhead	37"	4"	1 1/2"	DL3T5E37DCE()Q	291.	606.
	Use with 60" and wider overhead	49"	4"	1 1/2"	DL3T5E49DCE()Q	322.	626.



left hand shown

Order Code	Specification Information	Application Notes
Example: DL3T5E19SDCSLQ	<i>Specify:</i>	
DL3 Dividends Task Light	Width - Task Lights mount in cabinets and shelves at least 5" wider than light width.	Task lights mount into the recess in the underside of overhead cabinets and shelves at least 5" wider than task light width.
T5 T5 lamp		Maximum total in a chain = (1) starter + (3) adders + (1) ender.
E Electronic ballast		
19 Width		
S Standard	1. Handedness	Task lights include T5 cool white (4100K) fluorescent lamp, electronic ballast, prismatic lens, rocker switch, one cord exit management clip and mounting hardware.
DC Daisy chain	L= Left handed (male plug on user's left side)	
S Starter	R=Right handed (male plug on user's right side)	
L Left handed	2. Type:	Cord management clips must be ordered separately.
Q Special	(S) Standard	
	(A) Advanced	Task lights are TCLP compliant and meet requirements of California Title 24.
	All housings are black.	Advanced task lights are fitted with ballast and lamp compliant with LEED requirements.

KNOLLTEXTILES

**Approved for vertical panels and
privacy screens.**

Fabric Group 10

Annex (W1360)
Beacon (W1597)
Broadcloth II (W1619)
Circuit (W1754)
Element (W1077)
Foundation (W351)
Growth Spurt (W692)
Pivot (W1926)
Skylark (W1718)
Symbolic Detail (W693)
Tailor Made II (W1610)
Twister (W1926)
Versatility (W432)

Fabric Group 20

Bauhaus Block (W296)
Circle Line (W1146)
Clarity (W281)
Criss Cross (W305)
Delite (K2026)
Logic (W1318)
Mainframe (W1783)
Nematic II (W1620)
Photon II (W1695)
Reflect (W884)
Resolution (W280)
Weave Three (W298)

Fabric Group 30

Basket Draft (W249)
Flow (W565)
Harmony (W232)
Micro (W465)
Relay (W1020)

Fabric Group 40

Amplify (W1215)
Bandwidth (W1219)
Ornament (W1078)
Palladium (W1030)
Spellbound (W1464)

***Not available for upholstered
connector trim covers**

Fabric Group 50

Presto (K1000)

Fabric Group 55

Ransom (K1298)
Transition (W816)

**Ported panels can only be
upholstered with textiles approved
for application on Reff panels.**

Customer's Own Material is subject to an application testing fee of per fabric and a fee for UL testing. Fabric requirements - application test, 10 yards; UL test, 15 yards. COM is also subject to extended leadtimes. COM panels are priced at Group 10 plus cost of fabric.

Core paint and laminate finishes

Specify Core finishes for all new customers

Core	Legacy	Top caps and trim, Panels (veneer only)	Glazed panel, window, door frames (textured)	Desk panels, storage fronts Hinged doors	Desk supports, stanchion, storage, brackets, raceway covers	Work-surfaces and shelves (all)	Work-surfaces and shelves (post-formed)	Cascade Edge work-surfaces	Pedestals	Reuter Over-head
611	Beige Mist Metallic	•	•	•	•				P2	P2
118	Bright White	•	•	•	•	•	•	•	P3	P3
112	Brown	•	•	•	•				P1	P1
113	Dark Grey	Y3	•	•	•				P1	P1
114	Folkstone Grey	LA	•	•	•	•	•	•	P1	P1
111	Jet Black		•	•	•	•	•		P1	P1
115	Medium Grey	Y2	•	•	•				P1	P1
612	Medium Metallic Grey	J	•	•	•				P2	P2
119	Pumice	F				•	•	•		
116	Sandstone		•	•	•				P1	P1
613	Silver	3	•	•	•				P3	P3
117	Soft Grey	E/M42	•	•	•	•	•	•	P1	P1
128	Fog	G				•	•			
129	Micro Sand						•			
121	Micro Grey						•			
122	Brushed Sand						•			
123	Brushed Grey						•			
124	Medium Cherry						•	•		
125	Natural Maple						•	•		
126	Natural Cherry						•	•		
127	Walnut						•	•		

This price list contains pricing for Core finishes. For detailed pricing of Legacy finishes, please refer to the latest release of CAP worksheet or contact your customer service representative.

The new, Core P1 finishes in Morrison have the same list prices as P2. Additionally, Pedestals and Reuter overhead storage have a separate P3 price point for Silver and Bright White.

The new Core finish 113 Dark Grey is not a match to the Morrison Legacy finish NV. It is a match to the Dividends Legacy finish Y3.

The new Core finish 115 Medium Grey is not a match to the Morrison Legacy finish NJ. It is a match to the Dividends Legacy finish Y2.

Patterned laminates (Micro, Brushed and Wood grain laminates) are available on Morrison postformed worksurfaces and shelves (straight, trapezoidal, VDT).

Wood grain laminates are also available on Cascade Edge worksurfaces.



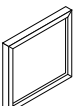
		Work-surfaces	Panels	Desk Panels	Shelves	Top caps/ Trim covers	Glazed Panel/ Window/ Door Frames*	Storage fronts	Storage Cases	Desk Supports, Stanchions, Steel shelves, brackets, raceway covers
Plastic Laminates	Light Grey	L			L					
	Medium Grey	G			G					
	Sand	D			D					
	Pumice	F			F					
	Snow	B			B					
Wood Grain Laminates	Clear Maple (Currents for Morrison worksurfaces only)	CM								
Paint Group 2	Metallic Flint			2		2	2	2	2	2
	Light metallic grey			U		U	U	U	U	U
	Medium metallic grey			J		J	J	J	J	J
	Dark metallic grey			V		V	V	V	V	V
	Light metallic tan			W		W	W	W	W	W
	Metallic beige			H		H	H	H	H	H
Paint Group 3	Silver			3		3	3	3	3	3
	White			B		B	B	B	B	B

* Paint finishes for glazed panels, window and door frames are textured only.
Specify legacy finishes to match existing product only. Legacy finishes are not available for new customers.

This price list contains pricing for Core finishes. For detailed pricing of Legacy finishes, please refer to the latest release of CAP worksheet or contact your customer service representative.

In September 2008 all existing Morrison veneer finishes were transferred to our Toronto plant. All existing finishes were changed to closed pore finishing and assigned new finish codes. The older, semi-open pore finishes are no longer available.

As of February 2009 Legacy laminates will be priced 10% higher than Core laminates.

description	w	d	h	pattern no.	C	T
Windows, 8"H 	18"	2 1/4"	8"	MP3-W0818-C/T-Q-()	\$674.	\$754.
	24"	2 1/4"	8"	MP3-W0824-C/T-Q-()	754.	851.
	30"	2 1/4"	8"	MP3-W0830-C/T-Q-()	851.	951.
	36"	2 1/4"	8"	MP3-W0836-C/T-Q-()	932.	1,053.
	42"	2 1/4"	8"	MP3-W0842-C/T-Q-()	1,014.	1,132.
	48"	2 1/4"	8"	MP3-W0848-C/T-Q-()	1,108.	1,250.
	60"	2 1/4"	8"	MP3-W0860-C/T-Q-()	1,429.	1,607.
Windows, 14"H 	18"	2 1/4"	14"	MP3-W1418-C/T-Q-()	674.	754.
	24"	2 1/4"	14"	MP3-W1424-C/T-Q-()	754.	851.
	30"	2 1/4"	14"	MP3-W1430-C/T-Q-()	851.	951.
	36"	2 1/4"	14"	MP3-W1436-C/T-Q-()	932.	1,053.
	42"	2 1/4"	14"	MP3-W1442-C/T-Q-()	1,014.	1,132.
	48"	2 1/4"	14"	MP3-W1448-C/T-Q-()	1,108.	1,250.
	60"	2 1/4"	14"	MP3-W1460-C/T-Q-()	1,429.	1,607.
Windows, 26"H 	18"	2 1/4"	26"	MP3-W2618-C/T-Q-()	674.	754.
	24"	2 1/4"	26"	MP3-W2624-C/T-Q-()	754.	851.
	30"	2 1/4"	26"	MP3-W2630-C/T-Q-()	851.	951.
	36"	2 1/4"	26"	MP3-W2636-C/T-Q-()	932.	1,053.
	42"	2 1/4"	26"	MP3-W2642-C/T-Q-()	1,014.	1,132.
	48"	2 1/4"	26"	MP3-W2648-C/T-Q-()	1,108.	1,250.
	60"	2 1/4"	26"	MP3-W2660-C/T-Q-()	1,429.	1,607.

Morrison System

Order Code

Example:	MP3-W2230-C-Q-613
MP3	Panel
W	Window
22	Height
30	Width
C	Window finish
Q	Standard Special
613	Frame finish

Specification Information

Specify glazing for windows:
 C- Clear tempered glass
 T- Acid etched tempered glass

Frame finish

Application Notes

Windows mount on any height Morrison vertical panel of the same width with add-on connectors or full height connectors.

All windows are 1/4" less than nominal height to allow for a 1/4" horizontal reveal with light seal.

9"H windows may be mounted on 30"H and 39"H vertical panels and connected, respectively, with standard 39"H and 48"H connector tracks and post assemblies.

16"H windows may be mounted on 48"H and 64"H vertical panels and connected, respectively, with standard 64"H and 80"H connector tracks and post assemblies.

18"H windows may be mounted on 30"H and 56"H vertical panels and connected, respectively, with standard 48"H and 74"H standard connector tracks and post assemblies.

22"H windows may be mounted on 42"H vertical panels and connected with standard 64"H connector tracks and post assemblies.

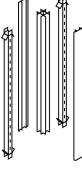
32"H windows may be mounted on 48"H vertical panels and connected with standard 80"H connector tracks and post assemblies.

Full height 48" and 64" connectors permit cantilevered shelves and overhead cabinets.

Two 16"H windows may be mounted on a 48"H upholstered panel only when using 80"H full height connector tracks and post assemblies.

Morrison Connectors, post assemblies *straight upholstered*

Standard Specials Systems

description	w	d	h	pattern no.	10	15	20	30	35	40	45
 Connector track upholstered	2 1/4"	2 1/4"	30"	MC1-30S2-()-Q	\$254.	\$254.	\$254.	\$254.	\$276.	\$276.	\$296.
	2 1/4"	2 1/4"	39"	MC1-39S2-()-Q	265.	265.	265.	265.	281.	281.	302.
	2 1/4"	2 1/4"	42"	MC1-42S2-()-Q	267.	267.	267.	267.	286.	286.	307.
	2 1/4"	2 1/4"	48"	MC1-48S2-()-Q	276.	276.	276.	276.	294.	294.	319.
	2 1/4"	2 1/4"	56"	MC1-56S2-()-Q	286.	286.	286.	286.	307.	307.	327.
	2 1/4"	2 1/4"	64"	MC1-64S2-()-Q	307.	307.	307.	307.	327.	327.	348.
	2 1/4"	2 1/4"	74"	MC1-74S2-()-Q	327.	327.	327.	327.	348.	348.	367.
	2 1/4"	2 1/4"	80"	MC1-80S2-()-Q	348.	348.	348.	348.	367.	367.	388.

Order Code

Specification Information

Application Notes

Example: **MC1-42S2-15-W210/20-Q**

MC1	Connector
42	Height
S2	2 way "L"
15	Surface type and group no.
W210/20	Upholstery
Q	Standard Special

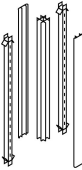
Surface type:

10-	Fabric group 10
15-	Fabric group 15
20-	Fabric group 20
25-	Fabric group 25
30-	Fabric group 30
35-	Fabric group 35
40-	Fabric group 40
45-	Fabric group 45

Post assembly pricing includes connector tracks, posts and trim covers when required. Top caps and raceway covers are specified as separate kits and bulk shipped to facilitate installation

Morrison Connectors, post assemblies
straight non-upholstered

Standard Specials Systems

description	type	w	d	h	pattern no	Paint	V1
	painted	2 1/4"	2 1/4"	30"	MC1-30S2-()-Q	\$193.	
		2 1/4"	2 1/4"	39"	MC1-39S2-()-Q	199.	
		2 1/4"	2 1/4"	42"	MC1-42S2-()-Q	204.	
		2 1/4"	2 1/4"	48"	MC1-48S2-()-Q	225.	
		2 1/4"	2 1/4"	56"	MC1-56S2-()-Q	245.	
		2 1/4"	2 1/4"	64"	MC1-64S2-()-Q	267.	
		2 1/4"	2 1/4"	74"	MC1-74S2-()-Q	286.	
		2 1/4"	2 1/4"	80"	MC1-80S2-()-Q	306.	
	veneer	2 1/4"	2 1/4"	30"	MC1-30S2V-()-Q		296.
		2 1/4"	2 1/4"	39"	MC1-39S2V-()-Q		302.
		2 1/4"	2 1/4"	42"	MC1-42S2V-()-Q		307.
		2 1/4"	2 1/4"	48"	MC1-48S2V-()-Q		327.
		2 1/4"	2 1/4"	56"	MC1-56S2V-()-Q		348.
		2 1/4"	2 1/4"	64"	MC1-64S2V-()-Q		367.
		2 1/4"	2 1/4"	74"	MC1-74S2V-()-Q		408.
2 1/4"	2 1/4"	80"	MC1-80S2V-()-Q		427.		

Morrison System

Order Code

Example:	MC1-42S2-V-4-Q
MC1	Connector
42	Height
S2	2 way "L"
V	Surface type
4	Veneer
Q	Standard Special

Specification Information

Application Notes

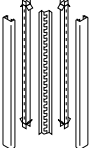
Post assembly pricing includes connector tracks, posts and trim covers when required. Top caps and raceway covers are specified as separate kits and bulk shipped to facilitate installation.

Veneer Group 1 trim covers are quartered Techgrain®.

Veneer Group 2 trim covers are rift cut Techgrain®.

Morrison Connectors, post assemblies *variable angle upholstered*

Standard Specials Systems

description	w	d	h	pattern no.	10	15	20	30	35	40	45
 Connector track upholstered	2 1/4"	2 1/4"	30"	MC1-30H1(-)-Q	\$894.	\$907.	\$907.	\$907.	\$974.	\$974.	\$983.
	2 1/4"	2 1/4"	39"	MC1-39H1(-)-Q	913.	927.	927.	927.	974.	974.	995.
	2 1/4"	2 1/4"	42"	MC1-42H1(-)-Q	921.	937.	937.	937.	974.	974.	1,014.
	2 1/4"	2 1/4"	48"	MC1-48H1(-)-Q	946.	961.	961.	961.	993.	993.	1,035.
	2 1/4"	2 1/4"	56"	MC1-56H1(-)-Q	961.	977.	977.	977.	1,014.	1,014.	1,054.
	2 1/4"	2 1/4"	74"	MC1-74H1(-)-Q	995.	1,016.	1,016.	1,016.	1,053.	1,053.	1,094.
	2 1/4"	2 1/4"	80"	MC1-80H1(-)-Q	1,023.	1,035.	1,035.	1,035.	1,072.	1,072.	1,121.

Order Code

Example:	MC1-64H1-15-W210/20-Q
MC1	Morrison accessory
64	Height
H1	Variable angle
15	Surface type and group no.
W210/20	Upholstery
Q	Standard Special

Specification Information

Finishes for variable angle:

Upholstered:


10-	Fabric group 10
15-	Fabric group 15
20-	Fabric group 20
30-	Fabric group 30
35-	Fabric group 35
40-	Fabric group 40
45-	Fabric group 45

Application Notes

Variable angle connector includes connector tracks, continuous hinge, and trim covers. Specify top cap and raceway cover kit separately.

Morrison Connectors, post assemblies
variable angle non-upholstered

Standard Specials Systems

description	type	w	d	h	pattern no.	P	V1
Variable angle 	painted	2 1/4"	2 1/4"	30"	MC1-30H1(-)-Q	\$851.	
		2 1/4"	2 1/4"	39"	MC1-39H1(-)-Q	872.	
		2 1/4"	2 1/4"	42"	MC1-42H1(-)-Q	879.	
		2 1/4"	2 1/4"	48"	MC1-48H1(-)-Q	905.	
		2 1/4"	2 1/4"	56"	MC1-56H1(-)-Q	918.	
		2 1/4"	2 1/4"	74"	MC1-74H1(-)-Q	956.	
		2 1/4"	2 1/4"	80"	MC1-80H1(-)-Q	977.	
	veneer	2 1/4"	2 1/4"	30"	MC1-30H1V(-)-Q		1,027.
		2 1/4"	2 1/4"	39"	MC1-39H1V(-)-Q		1,047.
		2 1/4"	2 1/4"	42"	MC1-42H1V(-)-Q		1,056.
		2 1/4"	2 1/4"	48"	MC1-48H1V(-)-Q		1,083.
		2 1/4"	2 1/4"	56"	MC1-56H1V(-)-Q		1,102.
		2 1/4"	2 1/4"	74"	MC174H1V(-)-Q		1,143.
		2 1/4"	2 1/4"	80"	MC1-80H1V(-)-Q		1,166.

Morrison System

Order Code

Specification Information



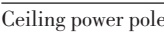
Application Notes

Example: **MC1-64H1-15-W210/20-Q**

MC1	Morrison accessory
64	Height
H1	Variable angle
15	Surface type and group no.
W210/20	Upholstery
Q	Standard Special


Variable angle connector includes connector tracks, continuous hinge, and trim covers. Specify top cap and raceway cover kit separately.

Morrison miscellaneous
Topcap and Raceway kit
Mid panel connector
Ceiling power components

description	h	pattern no.	list	P	V1/P1	V2/P1
Mid panel connector 	30"	MC1-C30Q	\$438.			
	39"	MC1-C39Q	438.			
	42"	MC1-C42Q	438.			
	48"	MC1-C48Q	457.			
	56"	MC1-C56Q	457.			
	64"	MC1-C64Q	457.			
	74"	MC1-C74Q	477.			
	80"	MC1-C80Q	477.			
Topcap & Raceway kit 		MT5-CS2-()-Q		62.	81.	122.
Ceiling power pole 		MP2-CPP-()-Q	872.			
Earthquake tie down bracket for screen panel (pair) black finish only		MPTIEDOWN	112.			

Order Code	Specification Information	Application Notes
Example: MC1-C30-Q		
MC1 Connector		Earthquake tie down brackets can be used on Morrison, Dividends Horizon and Reff screen panel.
C Mid panel		
30 Height		
Q Standard Special		

Trim Cover *upholstered*

description	h	pattern no.	10	15	20	30	35	40	45
 Straight spacer upholstered	30"	MT1-30S2-()-Q	\$154.	\$154.	\$154.	\$154.	\$175.	\$175.	\$175.
	39"	MT1-39S2-()-Q	158.	158.	158.	158.	180.	180.	180.
	42"	MT1-42S2-()-Q	161.	161.	161.	161.	186.	186.	186.
	48"	MT1-48S2-()-Q	175.	175.	175.	175.	193.	193.	193.
	56"	MT1-56S2-()-Q	186.	186.	186.	186.	204.	204.	204.
	64"	MT1-64S2-()-Q	204.	204.	204.	204.	225.	225.	225.
	74"	MT1-74S2-()-Q	225.	225.	225.	225.	245.	245.	245.
	80"	MT1-80S2-()-Q	244.	244.	244.	244.	267.	267.	267.


Example: **MT1-42S2-15-W210/20-Q**

MT1	Connector
42	Height
S2	2 way "L"
15	Surface type and group no.
W210/20	Upholstery
Q	Standard Special

Surface type:

10-	Fabric group 10
15-	Fabric group 15
20-	Fabric group 20
30-	Fabric group 30
35-	Fabric group 35
40-	Fabric group 40
45-	Fabric group 45

Trim Cover
non-upholstered

description	type	h	pattern no.	Paint	VI
Straight spacer 	painted	30"	MT1-30S2-()-Q	\$144.	
		39"	MT1-39S2-()-Q	150.	
		42"	MT1-42S2-()-Q	154.	
		48"	MT1-48S2-()-Q	161.	
		56"	MT1-56S2-()-Q	175.	
		64"	MT1-64S2-()-Q	186.	
		74"	MT1-74S2-()-Q	193.	
		80"	MT1-80S2-()-Q	215.	
	veneer	30"	MT1-30S2V-()-Q		215.
		39"	MT1-39S2V-()-Q		221.
		42"	MT1-42S2V-()-Q		225.
		48"	MT1-48S2V-()-Q		234.
		56"	MT1-56S2V-()-Q		245.
		64"	MT1-64S2V-()-Q		267.
		74"	MT1-74S2V-()-Q		286.
		80"	MT1-80S2V-()-Q		306.

Order Code

Specification Information

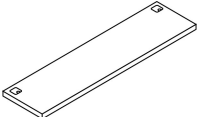
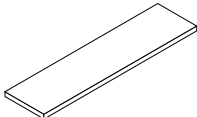
Application Notes

Example:	MT1-42S2-V-4-Q
MT1	Connector
42	Height
S2	2 way "L"
V	Surface type
4	Veneer
Q	Standard Special

Veneer Group I trim covers are quartered Techgrain®.

Morrison Worksurfaces, 1 3/4" 18" D

Standard Specials Systems

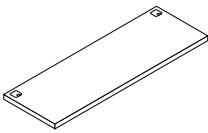
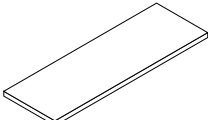
description	type	w	d	h	pattern no.	lam.	V1	V2
Straight, 18"D	 Grommets	18"	17 5/8"	1 3/4"	MW2-S1818-A-Q-()	\$599.	\$875.	\$1,175.
		24"	17 5/8"	1 3/4"	MW2-S2418-A-Q-()	599.	875.	1,175.
		30"	17 5/8"	1 3/4"	MW2-S3018-A-Q-()	662.	932.	1,263.
		36"	17 5/8"	1 3/4"	MW2-S3618-A-Q-()	726.	989.	1,347.
		42"	17 5/8"	1 3/4"	MW2-S4218-A-Q-()	789.	1,074.	1,489.
		48"	17 5/8"	1 3/4"	MW2-S4818-A-Q-()	870.	1,150.	1,602.
		54"	17 5/8"	1 3/4"	MW2-S5418-A-Q-()	921.	1,242.	1,717.
		60"	17 5/8"	1 3/4"	MW2-S6018-A-Q-()	950.	1,290.	1,833.
		66"	17 5/8"	1 3/4"	MW2-S6618-A-Q-()	1,036.	1,435.	2,026.
		72"	17 5/8"	1 3/4"	MW2-S7218-A-Q-()	1,121.	1,580.	2,202.
		78"	17 5/8"	1 3/4"	MW2-S7818-A-Q-()	1,205.	1,724.	2,377.
		84"	17 5/8"	1 3/4"	MW2-S8418-A-Q-()	1,288.	1,867.	2,552.
		90"	17 5/8"	1 3/4"	MW2-S9018-A-Q-()	1,374.	2,012.	2,726.
		96"	17 5/8"	1 3/4"	MW2-S9618-A-Q-()	1,458.	2,157.	2,901.
		102"	17 5/8"	1 3/4"	MW2-S10218-A-Q-()	1,543.	2,299.	3,077.
		108"	17 5/8"	1 3/4"	MW2-S10818-A-Q-()	1,629.	2,445.	3,251.
		114"	17 5/8"	1 3/4"	MW2-S11418-A-Q-()	1,714.	2,587.	3,425.
120"	17 5/8"	1 3/4"	MW2-S12018-A-Q-()	1,796.	2,735.	3,600.		
No Grommets	 No Grommets	18"	17 5/8"	1 3/4"	MW2-S1818-B-Q-()	502.	755.	1,056.
		24"	17 5/8"	1 3/4"	MW2-S2418-B-Q-()	502.	755.	1,056.
		78"	17 5/8"	1 3/4"	MW2-S7818-B-Q-()	1,170.	1,605.	2,258.
		84"	17 5/8"	1 3/4"	MW2-S8418-B-Q-()	1,256.	1,749.	2,432.
		90"	17 5/8"	1 3/4"	MW2-S9018-B-Q-()	1,340.	1,893.	2,608.
		96"	17 5/8"	1 3/4"	MW2-S9618-B-Q-()	1,426.	2,037.	2,783.
		102"	17 5/8"	1 3/4"	MW2-S10218-B-Q-()	1,510.	2,182.	2,956.
		108"	17 5/8"	1 3/4"	MW2-S10818-B-Q-()	1,594.	2,326.	3,133.
		114"	17 5/8"	1 3/4"	MW2-S11418-B-Q-()	1,678.	2,469.	3,307.
		120"	17 5/8"	1 3/4"	MW2-S12018-B-Q-()	1,765.	2,615.	3,483.

Morrison System

Order Code	Specification Information	Application Notes
Example: MW2-S3618-A-Q-117	<i>Grommets/no grommets:</i>	18"D worksurfaces are used interchangeably in desk and panel system applications as shallow main surfaces, extensions, or credenza tops. They must be supported at each end by a pedestal, end panel, end support cantilever or cantilever bridging bracket with a maximum span of 60" between supports.
MW2 Worksurface 1 3/4" thick	A- Worksurfaces include 3" grommet in each back corner leading into desk support or wire manager.	
S Worksurface type	B- Worksurface does not include grommets.	All worksurfaces have threaded metal inserts at all end panel, desk support and bracket locations and pilot holes at pedestal locations.
36 Width	Specify surface finish	
18 Depth	All worksurfaces are U.L.-listed.	Panel supported worksurfaces over 60" must be mid-span supported by MB2-C18 bracket, specified separately.
A Grommets		18"D worksurfaces with desk supports or filler panels do not accept pedestals.
Q Standare Special		
117 Surface finish		
		All worksurfaces are 3/8" less than nominal depth for rear wire clearance or privacy screens.

Morrison Worksurfaces, 1 3/4" 24" D

Standard Specials Systems

description	type	w	d	h	pattern no.	lam.	V1	V2
Straight, 24"D	Grommets 	18"	23 5/8"	1 3/4"	MW2-S1824-A-Q-()	\$674.	\$1,015.	\$1,372.
		102"	23 5/8"	1 3/4"	MW2-S10224-A-Q-()	1,873.	2,636.	3,657.
		108"	23 5/8"	1 3/4"	MW2-S10824-A-Q-()	2,043.	2,857.	3,943.
		114"	23 5/8"	1 3/4"	MW2-S11424-A-Q-()	2,213.	3,079.	4,231.
		120"	23 5/8"	1 3/4"	MW2-S12024-A-Q-()	2,381.	3,302.	4,518.
	No Grommets 	18"	23 5/8"	1 3/4"	MW2-S1824-B-Q-()	555.	894.	1,256.
		102"	23 5/8"	1 3/4"	MW2-S10224-B-Q-()	1,754.	2,521.	3,542.
		108"	23 5/8"	1 3/4"	MW2-S10824-B-Q-()	1,922.	2,742.	3,830.
		114"	23 5/8"	1 3/4"	MW2-S11424-B-Q-()	2,093.	2,965.	4,115.
		120"	23 5/8"	1 3/4"	MW2-S12024-B-Q-()	2,260.	3,184.	4,400.

Order Code

Example:	MW2-S1824-A-Q-117
MW2	Worksurface, 1 3/4" thick
S	Straight worksurface
18	Width
24	Depth
A	Grommets
Q	Standard Special
117	Surface finish

Specification Information

Grommets/no grommets:
 A- Worksurfaces include 3" grommet in each back corner leading into desk support or wire manager.
 B- Worksurface does not include grommets.
 Specify surface finish
 All worksurfaces are U.L.-listed.

Application Notes

24"D worksurfaces are used interchangeably as shallow main surfaces, extensions or credenza tops. They must be supported at each end by a pedestal, end panel, end support cantilever or cantilever bridging bracket with a maximum span of 60" between supports.

All worksurfaces have threaded metal inserts at all end panel, desk support and bracket locations and pilot holes at pedestal locations.

Use 18"D pedestals with 24"D worksurfaces for full wire management capability in desk or panel applications.

All straight worksurfaces are 3/8" less than nominal depth for rear wire clearance or privacy screens.

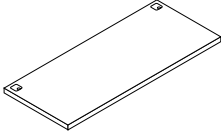
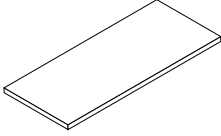
Plastic laminate worksurfaces are post-formed top and bottom, front and back.

Worksurfaces with grommets are bored to accept and are shipped with wire manager clips.

Panel supported worksurfaces over 60" must be mid-span supported by MB2-C18 bracket, specified separately.

Morrison Worksurfaces, 1 3/4" 30" D

Standard Specials Systems

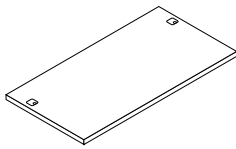
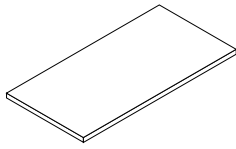
description	type	w	d	h	pattern no.	lam.	V1	V2
Straight, 30"D	Grommets 	18"	29 3/8"	1 3/4"	MW2-S1830-A-Q-()	\$748.	\$1,043.	\$1,458.
		24"	29 3/8"	1 3/4"	MW2-S2430-A-Q-()	748.	1,043.	1,458.
		102"	29 3/8"	1 3/4"	MW2-S10230-A-Q-()	2,062.	2,890.	4,136.
		108"	29 3/8"	1 3/4"	MW2-S10830-A-Q-()	2,232.	3,116.	4,474.
		114"	29 3/8"	1 3/4"	MW2-S11430-A-Q-()	2,402.	3,342.	4,814.
		120"	29 3/8"	1 3/4"	MW2-S12030-A-Q-()	2,570.	3,564.	5,152.
No Grommets 	No Grommets	18"	29 3/8"	1 3/4"	MW2-S1830-B-Q-()	635.	930.	1,347.
		24"	29 3/8"	1 3/4"	MW2-S2430-B-Q-()	635.	930.	1,347.
		102"	29 3/8"	1 3/4"	MW2-S10230-B-Q-()	1,943.	2,767.	4,023.
		108"	29 3/8"	1 3/4"	MW2-S10830-B-Q-()	2,111.	2,993.	4,361.
		114"	29 3/8"	1 3/4"	MW2-S11430-B-Q-()	2,280.	3,219.	4,701.
		120"	29 3/8"	1 3/4"	MW2-S12030-B-Q-()	2,449.	3,444.	5,040.

Morrison System

Order Code	Specification Information	Application Notes
Example: MW2-S4230A-Q-117	<i>Grommets/no grommets:</i>	30"D worksurfaces are used interchangeably in desk and panel system applications as main surfaces, extensions or credenza tops. They must be supported at each end by a pedestal, end panel, end support cantilever or cantilever bridging bracket with a maximum span of 60" between supports.
MW2 Worksurface, 1 3/4" thick	A- worksurface includes 3" grommet in each back corner leading into desk support or wire manager clips.	All straight worksurfaces are 3/8" less than nominal depth for rear wire clearance or privacy screens. Panel supported worksurfaces over 60" must be mid-span supported by MB2-C18 bracket, specified separately.
S Straight worksurface	B- worksurface does not include grommets	
42 Width	Specify surface finish.	Plastic laminate worksurfaces are post-formed top and bottom, front and back.
30 Depth	All worksurfaces are U.L.-listed.	
A Grommets		
Q Standard Special		
117 Surface finish		

Morrison Worksurfaces, 1 3/4" 36" D

Standard Specials Systems

description	type	w	d	h	pattern no.	lam.	V1	V2
Straight, 36"D	Recessed Grommets 	36"	35 5/8"	1 3/4"	MW2-S3636-R-Q-()	\$1,255.	\$1,337.	\$1,994.
		42"	35 5/8"	1 3/4"	MW2-S4236-R-Q-()	1,317.	1,506.	2,186.
		48"	35 5/8"	1 3/4"	MW2-S4836-R-Q-()	1,381.	1,677.	2,381.
		54"	35 5/8"	1 3/4"	MW2-S5436-R-Q-()	1,442.	1,849.	2,577.
		60"	35 5/8"	1 3/4"	MW2-S6036-R-Q-()	1,503.	2,021.	2,770.
		84"	35 5/8"	1 3/4"	MW2-S8436-R-Q-()	1,875.	2,581.	3,475.
		90"	35 5/8"	1 3/4"	MW2-S9036-R-Q-()	2,017.	2,775.	3,672.
		96"	35 5/8"	1 3/4"	MW2-S9636-R-Q-()	2,162.	2,972.	3,866.
		102"	35 5/8"	1 3/4"	MW2-S10236-R-Q-()	2,306.	3,165.	4,060.
		108"	35 5/8"	1 3/4"	MW2-S10836-R-Q-()	2,449.	3,362.	4,255.
		114"	35 5/8"	1 3/4"	MW2-S11436-R-Q-()	2,596.	3,556.	4,450.
		120"	35 5/8"	1 3/4"	MW2-S12036-R-Q-()	2,740.	3,749.	4,645.
No Grommets 	No Grommets	36"	35 5/8"	1 3/4"	MW2-S3636-B-Q-()	1,034.	1,218.	1,974.
		42"	35 5/8"	1 3/4"	MW2-S4236-B-Q-()	1,122.	1,390.	2,145.
		48"	35 5/8"	1 3/4"	MW2-S4836-B-Q-()	1,211.	1,560.	2,317.
		54"	35 5/8"	1 3/4"	MW2-S5436-B-Q-()	1,299.	1,732.	2,487.
		60"	35 5/8"	1 3/4"	MW2-S6036-B-Q-()	1,386.	1,904.	2,658.
		84"	35 5/8"	1 3/4"	MW2-S8436-B-Q-()	1,755.	2,467.	3,364.
		90"	35 5/8"	1 3/4"	MW2-S9036-B-Q-()	1,901.	2,660.	3,559.
		96"	35 5/8"	1 3/4"	MW2-S9636-B-Q-()	2,044.	2,856.	3,753.
		102"	35 5/8"	1 3/4"	MW2-S10236-B-Q-()	2,188.	3,050.	3,950.
		108"	35 5/8"	1 3/4"	MW2-S10836-B-Q-()	2,333.	3,248.	4,143.
		114"	35 5/8"	1 3/4"	MW2-S11436-B-Q-()	2,475.	3,441.	4,339.
		120"	35 5/8"	1 3/4"	MW2-S12036-B-Q-()	2,620.	3,634.	4,534.

Order Code

Example:	MW2-S6036R-Q-117
MW2	Worksurface, 1 3/4" thick
S	Straight worksurface
60	Width
36	Depth
R	Grommets
Q	Standare Special
117	Surface finish

Specification Information

Grommets/no grommets:
 B- worksurface does not include grommets
 R- worksurface includes 3" grommets recessed for use with 6" recessed desk support.
 Specify surface finish.
 All worksurfaces are U.L.-listed.

Application Notes

36"D desks may be planned with 6" recessed desk support and 24"D pedestals or end panels, or 29" or 35"W universal end panels with knee-hole filler. 36"D worksurfaces do not accept privacy screens.

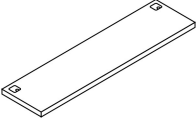
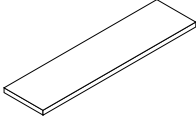
Plastic laminate worksurfaces are post-formed top and bottom, front and back.

All straight worksurfaces are 3/8" less than nominal depth for rear wire clearance or privacy screens.

Panel supported worksurfaces over 60" must be mid-span supported by MB2-C18 bracket, specified separately.

Morrison Worksurfaces, 1 3/4" 18" D + Post

Standard Specials Systems

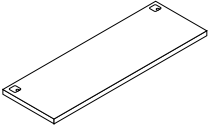
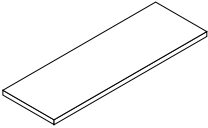
description	type	w	d	h	pattern no.	lam.	V1	V2
Straight, 18"D + Post		20"	17 5/8"	1 3/4"	MW2-S2018-A-Q-()	\$599.	\$875.	\$1,175.
		26"	17 5/8"	1 3/4"	MW2-S2618-A-Q-()	662.	932.	1,263.
		32"	17 5/8"	1 3/4"	MW2-S3218-A-Q-()	726.	989.	1,347.
		38"	17 5/8"	1 3/4"	MW2-S3818-A-Q-()	789.	1,074.	1,489.
		44"	17 5/8"	1 3/4"	MW2-S4418-A-Q-()	870.	1,150.	1,602.
		50"	17 5/8"	1 3/4"	MW2-S5018-A-Q-()	921.	1,242.	1,717.
		50"	17 5/8"	1 3/4"	MW2-S5618-A-Q-()	950.	1,290.	1,833.
		62"	17 5/8"	1 3/4"	MW2-S6218-A-Q-()	1,036.	1,435.	2,026.
		68"	17 5/8"	1 3/4"	MW2-S6818-A-Q-()	1,121.	1,580.	2,202.
		74"	17 5/8"	1 3/4"	MW2-S7418-A-Q-()	1,205.	1,724.	2,377.
		80"	17 5/8"	1 3/4"	MW2-S8018-A-Q-()	1,288.	1,867.	2,552.
		86"	17 5/8"	1 3/4"	MW2-S8618-A-Q-()	1,374.	2,012.	2,726.
		92"	17 5/8"	1 3/4"	MW2-S9218-A-Q-()	1,458.	2,157.	2,901.
		98"	17 5/8"	1 3/4"	MW2-S9818-A-Q-()	1,543.	2,299.	3,077.
		104"	17 5/8"	1 3/4"	MW2-S10418-A-Q-()	1,629.	2,445.	3,251.
		110"	17 5/8"	1 3/4"	MW2-S11018-A-Q-()	1,714.	2,587.	3,425.
116"	17 5/8"	1 3/4"	MW2-S11618-A-Q-()	1,796.	2,735.	3,600.		
No Grommets		20"	17 5/8"	1 3/4"	MW2-S2018-B-Q-()	502.	755.	1,056.
		26"	17 5/8"	1 3/4"	MW2-S2618-B-Q-()	555.	813.	1,146.
		32"	17 5/8"	1 3/4"	MW2-S3218-B-Q-()	607.	873.	1,229.
		38"	17 5/8"	1 3/4"	MW2-S3818-B-Q-()	669.	954.	1,372.
		44"	17 5/8"	1 3/4"	MW2-S4418-B-Q-()	752.	1,032.	1,485.
		50"	17 5/8"	1 3/4"	MW2-S5018-B-Q-()	802.	1,122.	1,598.
		56"	17 5/8"	1 3/4"	MW2-S5618-B-Q-()	832.	1,172.	1,714.
		62"	17 5/8"	1 3/4"	MW2-S6218-B-Q-()	919.	1,317.	1,909.
		68"	17 5/8"	1 3/4"	MW2-S6818-B-Q-()	1,085.	1,459.	2,084.
		74"	17 5/8"	1 3/4"	MW2-S7418-B-Q-()	1,170.	1,605.	2,258.
		80"	17 5/8"	1 3/4"	MW2-S8018-B-Q-()	1,256.	1,749.	2,432.
		86"	17 5/8"	1 3/4"	MW2-S8618-B-Q-()	1,340.	1,893.	2,608.
		92"	17 5/8"	1 3/4"	MW2-S9218-B-Q-()	1,426.	2,037.	2,783.
		98"	17 5/8"	1 3/4"	MW2-S9818-B-Q-()	1,510.	2,182.	2,956.
		104"	17 5/8"	1 3/4"	MW2-S10418-B-Q-()	1,594.	2,326.	3,133.
		110"	17 5/8"	1 3/4"	MW2-S11018-B-Q-()	1,678.	2,469.	3,307.
116"	17 5/8"	1 3/4"	MW2-S11618-B-Q-()	1,765.	2,615.	3,483.		

Morrison System

Order Code	Specification Information	Application Notes
Example: MW2-S3818-B-Q-117	<i>Grommets/no grommets:</i>	18"D worksurfaces are used interchangeably in desk and panel system applications as shallow main surfaces, extensions, or credenza tops. They must be supported at each end by a pedestal, end panel, end support cantilever or cantilever bridging bracket with a maximum span of 60" between supports.
MW2 Worksurface 1 3/4" thick	A- Worksurfaces include 3" grommet in each back corner leading into desk support or wire manager.	
S Worksurface type	B- Worksurface does not include grommets.	18"D worksurfaces with desk supports or filler panels do not accept pedestals. All worksurfaces are 3/8" less than nominal depth for rear wire clearance or privacy screens.
38 Width	Specify surface finish	
18 Depth	All worksurfaces are U.L.-listed.	All worksurfaces have threaded metal inserts at all end panel, desk support and bracket locations and pilot holes at pedestal locations. Panel supported worksurfaces over 60" must be mid-span supported by MB2-C18 bracket, specified separately.
B No grommets		
Q Standard Special		
117 Surface finish		

Morrison Worksurfaces, 1 3/4" 24" D + Post

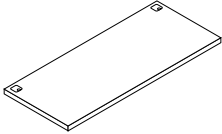
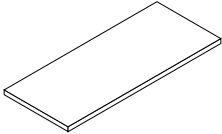
Standard Specials Systems

description	type	w	d	h	pattern no.	lam.	V1	V2
Straight, 24"D + Post	Grommets 	20"	23 3/8"	1 3/4"	MW2-S2024-A-Q-()	\$674.	\$1,015.	\$1,372.
		26"	23 3/8"	1 3/4"	MW2-S2624-A-Q-()	727.	1,041.	1,429.
		32"	23 3/8"	1 3/4"	MW2-S3224-A-Q-()	788.	1,102.	1,488.
		38"	23 3/8"	1 3/4"	MW2-S3824-A-Q-()	870.	1,152.	1,601.
		44"	23 3/8"	1 3/4"	MW2-S4424-A-Q-()	921.	1,264.	1,777.
		50"	23 3/8"	1 3/4"	MW2-S5024-A-Q-()	978.	1,375.	1,918.
		56"	23 3/8"	1 3/4"	MW2-S5624-A-Q-()	1,062.	1,467.	2,026.
		62"	23 3/8"	1 3/4"	MW2-S6224-A-Q-()	1,147.	1,601.	2,231.
		68"	23 3/8"	1 3/4"	MW2-S6824-A-Q-()	1,258.	1,738.	2,461.
		74"	23 3/8"	1 3/4"	MW2-S7424-A-Q-()	1,367.	1,881.	2,627.
		80"	23 3/8"	1 3/4"	MW2-S8024-A-Q-()	1,452.	2,021.	2,826.
		86"	23 3/8"	1 3/4"	MW2-S8624-A-Q-()	1,560.	2,191.	3,088.
		92"	23 3/8"	1 3/4"	MW2-S9224-A-Q-()	1,704.	2,414.	3,371.
		98"	23 3/8"	1 3/4"	MW2-S9824-A-Q-()	1,873.	2,636.	3,657.
		104"	23 3/8"	1 3/4"	MW2-S10424-A-Q-()	2,043.	2,857.	3,943.
		110"	23 3/8"	1 3/4"	MW2-S11024-A-Q-()	2,213.	3,079.	4,231.
116"	23 3/8"	1 3/4"	MW2-S11624-A-Q-()	2,381.	3,302.	4,518.		
No Grommets 	No Grommets	20"	23 3/8"	1 3/4"	MW2-S2024-B-Q-()	555.	894.	1,256.
		26"	23 3/8"	1 3/4"	MW2-S2624-B-Q-()	607.	923.	1,315.
		32"	23 3/8"	1 3/4"	MW2-S3224-B-Q-()	669.	980.	1,372.
		38"	23 3/8"	1 3/4"	MW2-S3824-B-Q-()	752.	1,032.	1,485.
		44"	23 3/8"	1 3/4"	MW2-S4424-B-Q-()	802.	1,149.	1,657.
		50"	23 3/8"	1 3/4"	MW2-S5024-B-Q-()	865.	1,259.	1,799.
		56"	23 3/8"	1 3/4"	MW2-S5624-B-Q-()	940.	1,352.	1,909.
		62"	23 3/8"	1 3/4"	MW2-S6224-B-Q-()	1,027.	1,485.	2,114.
		68"	23 3/8"	1 3/4"	MW2-S6824-B-Q-()	1,135.	1,626.	2,345.
		74"	23 3/8"	1 3/4"	MW2-S7424-B-Q-()	1,250.	1,765.	2,517.
		80"	23 3/8"	1 3/4"	MW2-S8024-B-Q-()	1,337.	1,904.	2,713.
		86"	23 3/8"	1 3/4"	MW2-S8624-B-Q-()	1,441.	2,076.	2,970.
		92"	23 3/8"	1 3/4"	MW2-S9224-B-Q-()	1,585.	2,298.	3,257.
		98"	23 3/8"	1 3/4"	MW2-S9824-B-Q-()	1,754.	2,521.	3,542.
		104"	23 3/8"	1 3/4"	MW2-S10424-B-Q-()	1,922.	2,742.	3,830.
		110"	23 3/8"	1 3/4"	MW2-S11024-B-Q-()	2,093.	2,965.	4,115.
116"	23 3/8"	1 3/4"	MW2-S11624-B-Q-()	2,260.	3,184.	4,400.		

Order Code	Specification Information	Application Notes
Example: MW2-S7424-A-Q-117	<i>Grommets/no grommets:</i>	24"D worksurfaces are used interchangeably as shallow main surfaces, extensions or credenza tops. They must be supported at each end by a pedestal, end panel, end support cantilever or cantilever bridging bracket with a maximum span of 60" between supports.
MW2 Worksurface, 1 3/4" thick	A- Worksurfaces include 3" grommet in each back corner leading into desk support or wire manager.	
S Straight worksurface	B- Worksurface does not include grommets.	All worksurfaces have threaded metal inserts at all end panel, desk support and bracket locations and pilot holes at pedestal locations.
74 Width	Specify surface finish	
24 Depth	All worksurfaces are U.L.-listed.	Use 18"D pedestals with 24"D worksurfaces for full wire management capability in desk or panel applications.
A Grommets		All straight worksurfaces are 3/8" less than nominal depth for rear wire clearance or privacy screens.
Q Standard Special		
117 Surface finish		Plastic laminate worksurfaces are post-formed top and bottom, front and back.
		Worksurfaces with grommets are bored to accept and are shipped with wire manager clips.
		Panel supported worksurfaces over 60" must be mid-span supported by MB2-C18 bracket, specified separately.

Morrison Worksurfaces, 1 3/4" 30" D + Post

Standard Specials Systems

description	type	w	d	h	pattern no.	lam.	V1	V2
Straight, 30"D + Post		20"	29 5/8"	1 3/4"	MW2-S2030-A-Q(-)	\$748.	\$1,043.	\$1,458.
		26"	29 5/8"	1 3/4"	MW2-S2630-A-Q(-)	810.	1,126.	1,574.
		32"	29 5/8"	1 3/4"	MW2-S3230-A-Q(-)	895.	1,209.	1,689.
		38"	29 5/8"	1 3/4"	MW2-S3830-A-Q(-)	949.	1,295.	1,799.
		44"	29 5/8"	1 3/4"	MW2-S4430-A-Q(-)	1,032.	1,402.	1,943.
		50"	29 5/8"	1 3/4"	MW2-S5030-A-Q(-)	1,084.	1,515.	2,053.
		56"	29 5/8"	1 3/4"	MW2-S5630-A-Q(-)	1,147.	1,601.	2,231.
		62"	29 5/8"	1 3/4"	MW2-S6230-A-Q(-)	1,230.	1,715.	2,429.
		68"	29 5/8"	1 3/4"	MW2-S6830-A-Q(-)	1,367.	1,881.	2,627.
		74"	29 5/8"	1 3/4"	MW2-S7430-A-Q(-)	1,481.	2,053.	2,856.
		80"	29 5/8"	1 3/4"	MW2-S8030-A-Q(-)	1,591.	2,219.	3,116.
		86"	29 5/8"	1 3/4"	MW2-S8630-A-Q(-)	1,730.	2,438.	3,457.
		92"	29 5/8"	1 3/4"	MW2-S9230-A-Q(-)	1,893.	2,664.	3,795.
		98"	29 5/8"	1 3/4"	MW2-S9830-A-Q(-)	2,062.	2,890.	4,136.
104"	29 5/8"	1 3/4"	MW2-S10430-A-Q(-)	2,232.	3,116.	4,474.		
110"	29 5/8"	1 3/4"	MW2-S11030-A-Q(-)	2,402.	3,342.	4,814.		
116"	29 5/8"	1 3/4"	MW2-S11630-A-Q(-)	2,570.	3,564.	5,152.		
No Grommets		20"	29 5/8"	1 3/4"	MW2-S2030-B-Q(-)	635.	930.	1,347.
		26"	29 5/8"	1 3/4"	MW2-S2630-B-Q(-)	697.	1,012.	1,459.
		32"	29 5/8"	1 3/4"	MW2-S3230-B-Q(-)	781.	1,093.	1,572.
		38"	29 5/8"	1 3/4"	MW2-S3830-B-Q(-)	832.	1,172.	1,687.
		44"	29 5/8"	1 3/4"	MW2-S4430-B-Q(-)	916.	1,283.	1,827.
		50"	29 5/8"	1 3/4"	MW2-S5030-B-Q(-)	972.	1,401.	1,938.
		56"	29 5/8"	1 3/4"	MW2-S5630-B-Q(-)	1,027.	1,485.	2,114.
		62"	29 5/8"	1 3/4"	MW2-S6230-B-Q(-)	1,117.	1,598.	2,314.
		68"	29 5/8"	1 3/4"	MW2-S6830-B-Q(-)	1,250.	1,765.	2,517.
		74"	29 5/8"	1 3/4"	MW2-S7430-B-Q(-)	1,362.	1,938.	2,740.
		80"	29 5/8"	1 3/4"	MW2-S8030-B-Q(-)	1,475.	2,102.	2,995.
		86"	29 5/8"	1 3/4"	MW2-S8630-B-Q(-)	1,612.	2,321.	3,344.
		92"	29 5/8"	1 3/4"	MW2-S9230-B-Q(-)	1,772.	2,541.	3,685.
		98"	29 5/8"	1 3/4"	MW2-S9830-B-Q(-)	1,943.	2,767.	4,023.
104"	29 5/8"	1 3/4"	MW2-S10430-B-Q(-)	2,111.	2,993.	4,361.		
110"	29 5/8"	1 3/4"	MW2-S11030-B-Q(-)	2,280.	3,219.	4,701.		
116"	29 5/8"	1 3/4"	MW2-S11630-B-Q(-)	2,449.	3,444.	5,040.		

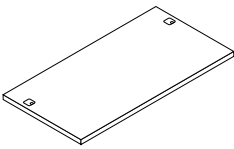
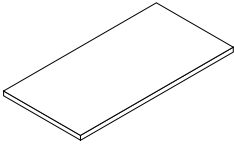
Morrison System

Order Code	Specification Information	Application Notes
Example: MW2-S4430A-Q-117	<i>Grommets/no grommets:</i>	30"D worksurfaces are used interchangeably in desk and panel system applications as main surfaces, extensions or credenza tops. They must be supported at each end by a pedestal, end panel, end support cantilever or cantilever bridging bracket with a maximum span of 60" between supports.
MW2 Worksurface, 1 3/4" thick	A- worksurface includes 3" grommet in each back corner leading into desk support or wire manager clips.	
S Straight worksurface	B- worksurface does not include grommets	Plastic laminate worksurfaces are post-formed top and bottom, front and back.
44 Width	Specify surface finish.	
30 Depth	All worksurfaces are U.L.-listed.	All straight worksurfaces are 3/8" less than nominal depth for rear wire clearance or privacy screens.
A Grommets		Panel supported worksurfaces over 60" must be mid-span supported by MB2-C18 bracket, specified separately.
Q Standard Special		
117 Surface finish		

Morrison Worksurfaces, 1 3/4"

36" D + Post

Standard Specials Systems

description	type	w	d	h	pattern no.	lam.	V1	V2
Straight, 36"D + Post	Recessed Grommets 	38"	35 5/8"	1 3/4"	MW2-S3836-R-Q-()	\$1,317.	\$1,506.	\$2,186.
		44"	35 5/8"	1 3/4"	MW2-S4436-R-Q-()	1,381.	1,677.	2,381.
		50"	35 5/8"	1 3/4"	MW2-S5036-R-Q-()	1,442.	1,849.	2,577.
		56"	35 5/8"	1 3/4"	MW2-S5636-R-Q-()	1,503.	2,021.	2,770.
		62"	35 5/8"	1 3/4"	MW2-S6236-R-Q-()	1,548.	2,106.	2,929.
		68"	35 5/8"	1 3/4"	MW2-S6836-R-Q-()	1,591.	2,191.	3,088.
		74"	35 5/8"	1 3/4"	MW2-S7436-R-Q-()	1,730.	2,387.	3,280.
		80"	35 5/8"	1 3/4"	MW2-S8036-R-Q-()	1,875.	2,581.	3,475.
		86"	35 5/8"	1 3/4"	MW2-S8636-R-Q-()	2,017.	2,775.	3,672.
		92"	35 5/8"	1 3/4"	MW2-S9236-R-Q-()	2,162.	2,972.	3,866.
		98"	35 5/8"	1 3/4"	MW2-S9836-R-Q-()	2,306.	3,165.	4,060.
		104"	35 5/8"	1 3/4"	MW2-S10436-R-Q-()	2,449.	3,362.	4,255.
		110"	35 5/8"	1 3/4"	MW2-S11036-R-Q-()	2,596.	3,556.	4,450.
		116"	35 5/8"	1 3/4"	MW2-S11636-R-Q-()	2,740.	3,749.	4,645.
No Grommets 	No Grommets	38"	35 5/8"	1 3/4"	MW2-S3836-B-Q-()	1,122.	1,390.	2,145.
		44"	35 5/8"	1 3/4"	MW2-S4436-B-Q-()	1,211.	1,560.	2,317.
		50"	35 5/8"	1 3/4"	MW2-S5036-B-Q-()	1,299.	1,732.	2,487.
		56"	35 5/8"	1 3/4"	MW2-S5636-B-Q-()	1,386.	1,904.	2,658.
		62"	35 5/8"	1 3/4"	MW2-S6236-B-Q-()	1,431.	1,989.	2,814.
		68"	35 5/8"	1 3/4"	MW2-S6836-B-Q-()	1,475.	2,076.	2,970.
		74"	35 5/8"	1 3/4"	MW2-S7436-B-Q-()	1,612.	2,272.	3,169.
		80"	35 5/8"	1 3/4"	MW2-S8036-B-Q-()	1,755.	2,467.	3,364.
		86"	35 5/8"	1 3/4"	MW2-S8636-B-Q-()	1,901.	2,660.	3,559.
		92"	35 5/8"	1 3/4"	MW2-S9236-B-Q-()	2,044.	2,856.	3,753.
		98"	35 5/8"	1 3/4"	MW2-S9836-B-Q-()	2,188.	3,050.	3,950.
		104"	35 5/8"	1 3/4"	MW2-S10436-B-Q-()	2,333.	3,248.	4,143.
		110"	35 5/8"	1 3/4"	MW2-S11036-B-Q-()	2,475.	3,441.	4,339.
		116"	35 5/8"	1 3/4"	MW2-S11636-B-Q-()	2,620.	3,634.	4,534.

Order Code

Example:	MW2-S6836R-Q-117
MW2	Worksurface, 1 3/4" thick
S	Straight worksurface
68	Width
36	Depth
R	Grommets
Q	Standard Special
117	Surface finish

Specificatin Information

Grommets/no grommets:
 B- worksurface does not include grommets
 R- worksurface includes 3" grommets recessed for use with 6" recessed desk support.
 Specify surface finish.
 All worksurfaces are U.L.-listed.

Application Notes

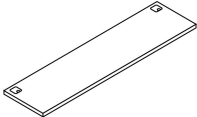
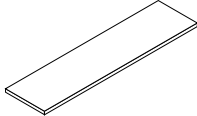
36"D desks may be planned with 6" recessed desk support and 24"D pedestals or end panels, or 29" or 35"W universal end panels with kneehole filler. 36"D worksurfaces do not accept privacy screens.
 Plastic laminate worksurfaces are post-formed top and bottom, front and back.

Panel supported worksurfaces over 60" must be mid-span supported by MB2-C18 bracket, specified separately.

All straight worksurfaces are 3/8" less than nominal depth for rear wire clearance or privacy screens.

Morrison Worksurfaces, 1 1/4" 18" D

Standard Specials Systems

description	type	w	d	h	pattern no.	lam.	V1	V2
Straight, 18"D	Grommets 	18"	17 5/8"	1 1/4"	MU1-S1818-A-Q-()	\$504.	\$734.	\$1,012.
		24"	17 5/8"	1 1/4"	MU1-S2418-A-Q-()	504.	734.	1,012.
		30"	17 5/8"	1 1/4"	MU1-S3018-A-Q-()	549.	785.	1,090.
		36"	17 5/8"	1 1/4"	MU1-S3618-A-Q-()	594.	836.	1,167.
		42"	17 5/8"	1 1/4"	MU1-S4218-A-Q-()	618.	894.	1,273.
		48"	17 5/8"	1 1/4"	MU1-S4818-A-Q-()	700.	973.	1,385.
		54"	17 5/8"	1 1/4"	MU1-S5418-A-Q-()	726.	1,026.	1,467.
		60"	17 5/8"	1 1/4"	MU1-S6018-A-Q-()	755.	1,081.	1,578.
		66"	17 5/8"	1 1/4"	MU1-S6618-A-Q-()	807.	1,187.	1,733.
		72"	17 5/8"	1 1/4"	MU1-S7218-A-Q-()	887.	1,317.	1,902.
		78"	17 5/8"	1 1/4"	MU1-S7818-A-Q-()	972.	1,445.	2,071.
		84"	17 5/8"	1 1/4"	MU1-S8418-A-Q-()	1,055.	1,574.	2,241.
		90"	17 5/8"	1 1/4"	MU1-S9018-A-Q-()	1,140.	1,704.	2,411.
		96"	17 5/8"	1 1/4"	MU1-S9618-A-Q-()	1,225.	1,833.	2,580.
		102"	17 5/8"	1 1/4"	MU1-S10218-A-Q-()	1,310.	1,960.	2,750.
108"	17 5/8"	1 1/4"	MU1-S10818-A-Q-()	1,395.	2,090.	2,918.		
114"	17 5/8"	1 1/4"	MU1-S11418-A-Q-()	1,481.	2,219.	3,089.		
120"	17 5/8"	1 1/4"	MU1-S12018-A-Q-()	1,563.	2,347.	3,259.		
No Grommets 	18"	17 5/8"	1 1/4"	MU1-S1818-B-Q-()	383.	616.	893.	
	78"	17 5/8"	1 1/4"	MU1-S7818-B-Q-()	936.	1,326.	1,952.	
	84"	17 5/8"	1 1/4"	MU1-S8418-B-Q-()	1,023.	1,456.	2,120.	
	90"	17 5/8"	1 1/4"	MU1-S9018-B-Q-()	1,107.	1,585.	2,291.	
	96"	17 5/8"	1 1/4"	MU1-S9618-B-Q-()	1,192.	1,714.	2,461.	
	102"	17 5/8"	1 1/4"	MU1-S10218-B-Q-()	1,277.	1,841.	2,629.	
	108"	17 5/8"	1 1/4"	MU1-S10818-B-Q-()	1,361.	1,969.	2,799.	
	114"	17 5/8"	1 1/4"	MU1-S11418-B-Q-()	1,445.	2,101.	2,970.	
120"	17 5/8"	1 1/4"	MU1-S12018-B-Q-()	1,531.	2,230.	3,137.		

Morrison System

Order Code

Example:	MU1-S4818-A-Q-117
MU1	Worksurface 1 1/4" thick
S	Worksurface type
48	Width
18	Depth
A	Grommets
Q	Standard Special
117	Surface finish
Q	Standard Special

Specification Information

Grommets/no grommets:

A- Worksurfaces include 3" grommet in each back corner leading into desk support or wire manager.

B- Worksurface does not include grommets.

Specify surface finish.
1 1/4" worksurfaces are 3-ply, solid core construction with threaded metal inserts at all end panel, desk support and bracket locations and pilot holes at pedestal locations.

Worksurfaces with grommets are bored to accept and are shipped with wire manager clips.

All worksurfaces are U.L.-listed.

Application Notes

18"D worksurfaces are used interchangeably in desk and panel system applications as shallow main surfaces, extensions, or credenza tops. They may be supported at each end by an 18" end support bracket, 18" cantilever bracket, 18"W conference end panel, 18"D pedestal, or 12"W end panel (MN2-E12) in conjunction with a desk support.

18"D worksurfaces with desk supports do not accept pedestals.

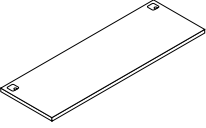
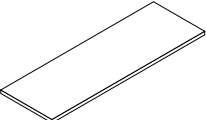
All worksurfaces are 3/8" less than nominal depth for rear wire clearance or privacy screens.

Panel-supported 1 1/4" worksurfaces over 48" must be mid-span supported by MB2-C18 bracket, specified separately.

Suspended pedestals may not be used with 1 1/4" worksurfaces

Morrison Worksurfaces, 1 1/4" 24" D

Standard Specials Systems

description	type	w	d	h	pattern no.	lam.	V1	V2
Straight, 24"D	Grommets 	18"	23 3/8"	1 1/4"	MU1-S1824-A-Q-()	\$540.	\$865.	\$1,192.
		102"	23 3/8"	1 1/4"	MU1-S10224-A-Q-()	1,440.	2,131.	3,072.
		108"	23 3/8"	1 1/4"	MU1-S10824-A-Q-()	1,550.	2,299.	3,319.
		114"	23 3/8"	1 1/4"	MU1-S11424-A-Q-()	1,659.	2,469.	3,563.
		120"	23 3/8"	1 1/4"	MU1-S12024-A-Q-()	1,769.	2,638.	3,810.
	No Grommets 	18"	23 3/8"	1 1/4"	MU1-S1824-B-Q-()	428.	752.	1,081.
		102"	23 3/8"	1 1/4"	MU1-S10224-B-Q-()	1,319.	2,014.	2,958.
		108"	23 3/8"	1 1/4"	MU1-S10824-B-Q-()	1,431.	2,184.	3,205.
		114"	23 3/8"	1 1/4"	MU1-S11424-B-Q-()	1,541.	2,352.	3,451.
		120"	23 3/8"	1 1/4"	MU1-S12024-B-Q-()	1,650.	2,523.	3,697.

Order Code

Example:	MU1-S10224-B-Q-117
MU1	Worksurface, 1 1/4" thick
S	Straight worksurface
102	Width
24	Depth
B	No grommets
Q	Standard Special
117	Surface finish

Specification Information

Grommets/no grommets:

A- Worksurfaces include 3" grommet in each back corner leading into desk support or wire manager.

B- Worksurface does not include grommets.

Specify surface finish.
1 1/4" worksurfaces are 3-ply, solid core construction with threaded metal inserts at all end panel, desk support and bracket locations and pilot holes at pedestal locations.

Worksurfaces with grommets are bored to accept and are shipped with wire manager clips.

All worksurfaces are U.L.-listed.

Application Notes

24"D worksurfaces are used interchangeably as shallow main surfaces, extensions or credenza tops. They can be supported at each end by 24" end support bracket, 24" cantilever bracket, 24"W end panel, 18"D pedestal or end panel in conjunction with desk support.

Use 18"D pedestals with 24"D worksurfaces for full wire management capability in desk or panel applications.

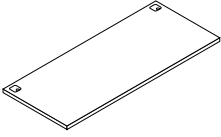
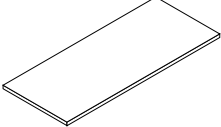
All straight worksurfaces are 3/8" less than nominal depth for rear wire clearance or privacy screens.

Panel-supported 1 1/4" worksurfaces over 48" must be mid-span supported by MB2-C18 bracket, specified separately.

Suspended pedestals may not be used with 1 1/4" worksurfaces

Morrison Worksurfaces, 1 1/4" 30" D

Standard Specials Systems

description	type	w	d	h	pattern no.	lam,	V1	V2
Straight, 30"D	Grommets 	18"	29 5/8"	1 1/4"	MU1-S1830-A-Q-()	\$595.	\$880.	\$1,270.
		24"	29 5/8"	1 1/4"	MU1-S2430-A-Q-()	595.	880.	1,270.
		102"	29 5/8"	1 1/4"	MU1-S10230-A-Q-()	1,543.	2,271.	3,342.
		108"	29 5/8"	1 1/4"	MU1-S10830-A-Q-()	1,664.	2,438.	3,589.
		114"	29 5/8"	1 1/4"	MU1-S11430-A-Q-()	1,781.	2,608.	3,839.
		120"	29 5/8"	1 1/4"	MU1-S12030-A-Q-()	1,901.	2,777.	4,087.
No Grommets 	No Grommets	18"	29 5/8"	1 1/4"	MU1-S1830-B-Q-()	482.	769.	1,160.
		24"	29 5/8"	1 1/4"	MU1-S2430-B-Q-()	482.	769.	1,160.
		102"	29 5/8"	1 1/4"	MU1-S10230-B-Q-()	1,429.	2,156.	3,226.
		108"	29 5/8"	1 1/4"	MU1-S10830-B-Q-()	1,545.	2,324.	3,475.
		114"	29 5/8"	1 1/4"	MU1-S11430-B-Q-()	1,665.	2,492.	3,727.
		120"	29 5/8"	1 1/4"	MU1-S12030-B-Q-()	1,782.	2,662.	3,972.

Morrison System

Order Code

Example:	MU1-S2430B-Q-117
MU1	Worksurface, 1 1/4" thick
S	Straight worksurface
24	Width
30	Depth
B	No grommets
Q	Standard Specials
117	Surface finish

Specification Information

Grommets/no grommets:

- A- worksurface includes 3" grommet in each back corner leading into desk support or wire manager clips.
 - B- worksurface does not include grommets
- Specify surface finish.

1 1/4" worksurfaces are 3-ply, solid core construction with threaded metal inserts at all end panel, desk support and bracket locations and pilot holes at pedestal locations.

All worksurfaces are U.L.-listed. Plastic laminate worksurfaces are post-formed top and bottom, front and back.

Application Notes

30"D worksurfaces are used interchangeably in desk and panel system applications as main surfaces, extensions or credenza tops. They can be supported at each end by 30" end support bracket, 30" cantilever bracket, 30" flat bracket, 30"W end panel, 24"D pedestal or end panel in conjunction with desk support, or 30"D pedestal.

All straight worksurfaces are 3/8" less than nominal depth for rear wire clearance or privacy screens.

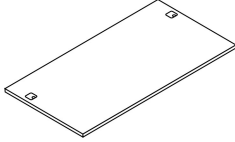
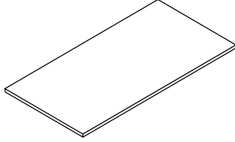
Panel-supported 1 1/4" worksurfaces over 48" must be mid-span supported by MB2-C18 bracket, specified separately.

Worksurfaces with grommets are bored to accept and are shipped with wire manager clips.

Suspended pedestals may not be used with 1 1/4" worksurfaces.

Morrison Worksurfaces, 1 1/4" 36" D

Standard Specials Systems

description	type	w	d	h	pattern no.	lam.	V1	V2
Straight, 36"D	Recessed Grommets 	36"	35 5/8"	1 1/4"	MU1-S3636-R-Q-()	\$815.	\$1,138.	\$1,703.
		42"	35 5/8"	1 1/4"	MU1-S4236-R-Q-()	873.	1,216.	1,807.
		48"	35 5/8"	1 1/4"	MU1-S4836-R-Q-()	920.	1,295.	1,918.
		54"	35 5/8"	1 1/4"	MU1-S5436-R-Q-()	973.	1,399.	2,052.
		60"	35 5/8"	1 1/4"	MU1-S6036-R-Q-()	1,026.	1,485.	2,184.
		66"	35 5/8"	1 1/4"	MU1-S6636-R-Q-()	1,077.	1,562.	2,346.
		72"	35 5/8"	1 1/4"	MU1-S7236-R-Q-()	1,184.	1,696.	2,507.
		78"	35 5/8"	1 1/4"	MU1-S7836-R-Q-()	1,269.	1,826.	2,738.
		84"	35 5/8"	1 1/4"	MU1-S8436-R-Q-()	1,359.	1,958.	2,934.
		90"	35 5/8"	1 1/4"	MU1-S9036-R-Q-()	1,431.	2,071.	3,107.
		96"	35 5/8"	1 1/4"	MU1-S9636-R-Q-()	1,543.	2,241.	3,356.
		102"	35 5/8"	1 1/4"	MU1-S10236-R-Q-()	1,664.	2,411.	3,605.
		108"	35 5/8"	1 1/4"	MU1-S10836-R-Q-()	1,781.	2,580.	3,853.
		114"	35 5/8"	1 1/4"	MU1-S11436-R-Q-()	1,901.	2,750.	4,102.
		120"	35 5/8"	1 1/4"	MU1-S12036-R-Q-()	2,017.	2,918.	4,351.
No Grommets 	36"	35 5/8"	1 1/4"	MU1-S3636-B-Q-()	700.	1,023.	1,591.	
	42"	35 5/8"	1 1/4"	MU1-S4236-B-Q-()	755.	1,103.	1,695.	
	48"	35 5/8"	1 1/4"	MU1-S4836-B-Q-()	807.	1,184.	1,805.	
	54"	35 5/8"	1 1/4"	MU1-S5436-B-Q-()	858.	1,286.	1,940.	
	60"	35 5/8"	1 1/4"	MU1-S6036-B-Q-()	914.	1,373.	2,073.	
	66"	35 5/8"	1 1/4"	MU1-S6636-B-Q-()	964.	1,443.	2,232.	
	72"	35 5/8"	1 1/4"	MU1-S7236-B-Q-()	1,068.	1,583.	2,392.	
	78"	35 5/8"	1 1/4"	MU1-S7836-B-Q-()	1,150.	1,712.	2,619.	
	84"	35 5/8"	1 1/4"	MU1-S8436-B-Q-()	1,242.	1,841.	2,813.	
	90"	35 5/8"	1 1/4"	MU1-S9036-B-Q-()	1,318.	1,960.	2,993.	
	96"	35 5/8"	1 1/4"	MU1-S9636-B-Q-()	1,429.	2,125.	3,240.	
	102"	35 5/8"	1 1/4"	MU1-S10236-B-Q-()	1,545.	2,294.	3,493.	
	108"	35 5/8"	1 1/4"	MU1-S10836-B-Q-()	1,665.	2,466.	3,739.	
	114"	35 5/8"	1 1/4"	MU1-S11436-B-Q-()	1,782.	2,634.	3,988.	
	120"	35 5/8"	1 1/4"	MU1-S12036-B-Q-()	1,902.	2,803.	4,239.	

Order Code

Example:	MU1-S3636B-Q-117
MU1	Worksurface, 1 1/4" thick
S	Straight worksurface
36	Width
36	Depth
B	No grommets
Q	Standard Specials
117	Surface finish

Specification Information

Grommets/no grommets:

- A- worksurface includes 3" grommet in each back corner leading into desk support or wire manager clips.
 - B- worksurface does not include grommets
- Specify surface finish.

1 1/4" worksurfaces are 3-ply, solid core construction with threaded metal inserts at all end panel, desk support and bracket locations and pilot holes at pedestal locations.

All worksurfaces are U.L.-listed. Plastic laminate worksurfaces are post-formed top and bottom, front and back.

Application Notes

36"D worksurfaces are used interchangeably in desk and panel system applications as main surfaces, extensions or credenza tops. They can be supported at each end by 30" end support bracket, 30" cantilever bracket, 36" flat bracket, 30"W end panel, 24"D pedestal or end panel in conjunction with desk support, or 30"D pedestal.

All straight worksurfaces are 3/8" less than nominal depth for rear wire clearance or privacy screens.

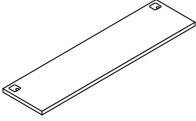
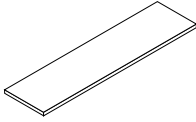
Panel-supported 1 1/4" worksurfaces over 48" must be mid-span supported by MB2-C18 bracket, specified separately.

Worksurfaces with grommets are bored to accept and are shipped with wire manager clips.

Suspended pedestals may not be used with 1 1/4" worksurfaces.

Morrison Worksurfaces, 1 1/4" 18" D + Post

Standard Specials Systems

description	type	w	d	h	pattern no.	lam.	V1	V2
Straight, 18"D + Post	Grommets 	20"	17 5/8"	1 1/4"	MU1-S2018-A-Q(-)	\$504.	\$734.	\$1,012.
		26"	17 5/8"	1 1/4"	MU1-S2618-A-Q(-)	549.	785.	1,090.
		32"	17 5/8"	1 1/4"	MU1-S3218-A-Q(-)	594.	836.	1,167.
		38"	17 5/8"	1 1/4"	MU1-S3818-A-Q(-)	618.	894.	1,273.
		44"	17 5/8"	1 1/4"	MU1-S4418-A-Q(-)	700.	973.	1,385.
		50"	17 5/8"	1 1/4"	MU1-S5018-A-Q(-)	726.	1,026.	1,467.
		56"	17 5/8"	1 1/4"	MU1-S5618-A-Q(-)	755.	1,081.	1,578.
		62"	17 5/8"	1 1/4"	MU1-S6218-A-Q(-)	807.	1,187.	1,733.
		68"	17 5/8"	1 1/4"	MU1-S6818-A-Q(-)	887.	1,317.	1,902.
		74"	17 5/8"	1 1/4"	MU1-S7418-A-Q(-)	972.	1,445.	2,071.
		80"	17 5/8"	1 1/4"	MU1-S8018-A-Q(-)	1,055.	1,574.	2,241.
		86"	17 5/8"	1 1/4"	MU1-S8618-A-Q(-)	1,140.	1,704.	2,411.
		92"	17 5/8"	1 1/4"	MU1-S9218-A-Q(-)	1,225.	1,833.	2,580.
		98"	17 5/8"	1 1/4"	MU1-S9818-A-Q(-)	1,310.	1,960.	2,750.
		104"	17 5/8"	1 1/4"	MU1-S10418-A-Q(-)	1,395.	2,090.	2,918.
		110"	17 5/8"	1 1/4"	MU1-S11018-A-Q(-)	1,481.	2,219.	3,089.
		116"	17 5/8"	1 1/4"	MU1-S11618-A-Q(-)	1,563.	2,347.	3,259.
No Grommets 	No Grommets	20"	17 5/8"	1 1/4"	MU1-S2018-B-Q(-)	383.	616.	893.
		26"	17 5/8"	1 1/4"	MU1-S2618-B-Q(-)	428.	666.	972.
		32"	17 5/8"	1 1/4"	MU1-S3218-B-Q(-)	472.	716.	1,048.
		38"	17 5/8"	1 1/4"	MU1-S3818-B-Q(-)	499.	777.	1,157.
		44"	17 5/8"	1 1/4"	MU1-S4418-B-Q(-)	581.	854.	1,266.
		50"	17 5/8"	1 1/4"	MU1-S5018-B-Q(-)	607.	906.	1,346.
		56"	17 5/8"	1 1/4"	MU1-S5618-B-Q(-)	638.	961.	1,458.
		62"	17 5/8"	1 1/4"	MU1-S6218-B-Q(-)	688.	1,070.	1,616.
		68"	17 5/8"	1 1/4"	MU1-S6818-B-Q(-)	852.	1,199.	1,782.
		74"	17 5/8"	1 1/4"	MU1-S7418-B-Q(-)	936.	1,326.	1,952.
		80"	17 5/8"	1 1/4"	MU1-S8018-B-Q(-)	1,023.	1,456.	2,120.
		86"	17 5/8"	1 1/4"	MU1-S8618-B-Q(-)	1,107.	1,585.	2,291.
		92"	17 5/8"	1 1/4"	MU1-S9218-B-Q(-)	1,192.	1,714.	2,461.
		98"	17 5/8"	1 1/4"	MU1-S9818-B-Q(-)	1,277.	1,841.	2,629.
		104"	17 5/8"	1 1/4"	MU1-S10418-B-Q(-)	1,361.	1,969.	2,799.
		110"	17 5/8"	1 1/4"	MU1-S11018-B-Q(-)	1,445.	2,101.	2,970.
		116"	17 5/8"	1 1/4"	MU1-S11618-B-Q(-)	1,531.	2,230.	3,137.

Morrison System

Order Code

Example:	MU1-S4418-B-Q-117
MU1	Worksurface 1 1/4" thick
S	Worksurface type
44	Width
18	Depth
B	No grommets
Q	Standard Specials
117	Surface finish

Specification Information

B: Worksurface does not include grommets.

Specify surface finish.

1 1/4" worksurfaces are 3-ply, solid core construction with threaded metal inserts at all end panel, desk support and bracket locations and pilot holes at pedestal locations.

All worksurfaces are U.L.-listed.

Application Notes

18"D worksurfaces are used interchangeably in desk and panel system applications as shallow main surfaces, extensions, or credenza tops. They may be supported at each end by an 18" end support bracket, 18" cantilever bracket, 18"W conference end panel, 18"D pedestal, or 12"W end panel (MN2-E12) in conjunction with a desk support.

Suspended pedestals may not be used with 1 1/4" worksurfaces

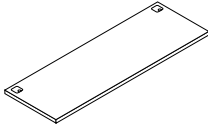
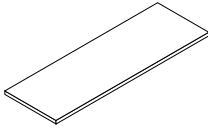
18"D worksurfaces with desk supports do not accept pedestals.

All worksurfaces are 3/8" less than nominal depth for rear wire clearance or privacy screens.

Panel-supported 1 1/4" worksurfaces over 48" must be mid-span supported by MB2-C18 bracket, specified separately.

Morrison Worksurfaces, 1 1/4" 24" D + Post

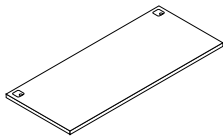
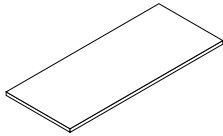
Standard Specials Systems

description	type	w	d	h	pattern no.	lam.	V1	V2
Straight, 24"D + Post	Grommets 	20"	23 5/8"	1 1/4"	MU1-S2024-A-Q-()	\$540.	\$865.	\$1,192.
		26"	23 5/8"	1 1/4"	MU1-S2624-A-Q-()	588.	891.	1,245.
		32"	23 5/8"	1 1/4"	MU1-S3224-A-Q-()	616.	915.	1,271.
		38"	23 5/8"	1 1/4"	MU1-S3824-A-Q-()	697.	971.	1,376.
		44"	23 5/8"	1 1/4"	MU1-S4424-A-Q-()	720.	1,047.	1,542.
		50"	23 5/8"	1 1/4"	MU1-S5024-A-Q-()	781.	1,152.	1,652.
		56"	23 5/8"	1 1/4"	MU1-S5624-A-Q-()	831.	1,206.	1,730.
		62"	23 5/8"	1 1/4"	MU1-S6224-A-Q-()	906.	1,344.	1,919.
		68"	23 5/8"	1 1/4"	MU1-S6824-A-Q-()	989.	1,449.	2,111.
		74"	23 5/8"	1 1/4"	MU1-S7424-A-Q-()	1,074.	1,572.	2,252.
		80"	23 5/8"	1 1/4"	MU1-S8024-A-Q-()	1,148.	1,686.	2,421.
		86"	23 5/8"	1 1/4"	MU1-S8624-A-Q-()	1,216.	1,794.	2,581.
		92"	23 5/8"	1 1/4"	MU1-S9224-A-Q-()	1,327.	1,960.	2,826.
		98"	23 5/8"	1 1/4"	MU1-S9824-A-Q-()	1,440.	2,131.	3,072.
		104"	23 5/8"	1 1/4"	MU1-S10424-A-Q-()	1,550.	2,299.	3,319.
		110"	23 5/8"	1 1/4"	MU1-S11024-A-Q-()	1,659.	2,469.	3,563.
116"	23 5/8"	1 1/4"	MU1-S11624-A-Q-()	1,769.	2,638.	3,810.		
No Grommets 	No Grommets	20"	23 5/8"	1 1/4"	MU1-S2024-B-Q-()	428.	752.	1,081.
		26"	23 5/8"	1 1/4"	MU1-S2624-B-Q-()	472.	777.	1,133.
		32"	23 5/8"	1 1/4"	MU1-S3224-B-Q-()	499.	802.	1,157.
		38"	23 5/8"	1 1/4"	MU1-S3824-B-Q-()	581.	854.	1,266.
		44"	23 5/8"	1 1/4"	MU1-S4424-B-Q-()	607.	933.	1,431.
		50"	23 5/8"	1 1/4"	MU1-S5024-B-Q-()	662.	1,043.	1,539.
		56"	23 5/8"	1 1/4"	MU1-S5624-B-Q-()	715.	1,093.	1,616.
		62"	23 5/8"	1 1/4"	MU1-S6224-B-Q-()	793.	1,230.	1,808.
		68"	23 5/8"	1 1/4"	MU1-S6824-B-Q-()	875.	1,338.	1,997.
		74"	23 5/8"	1 1/4"	MU1-S7424-B-Q-()	951.	1,458.	2,138.
		80"	23 5/8"	1 1/4"	MU1-S8024-B-Q-()	1,029.	1,571.	2,308.
		86"	23 5/8"	1 1/4"	MU1-S8624-B-Q-()	1,104.	1,682.	2,469.
		92"	23 5/8"	1 1/4"	MU1-S9224-B-Q-()	1,211.	1,844.	2,713.
		98"	23 5/8"	1 1/4"	MU1-S9824-B-Q-()	1,319.	2,014.	2,958.
		104"	23 5/8"	1 1/4"	MU1-S10424-B-Q-()	1,431.	2,184.	3,205.
		110"	23 5/8"	1 1/4"	MU1-S11024-B-Q-()	1,541.	2,352.	3,451.
116"	23 5/8"	1 1/4"	MU1-S11624-B-Q-()	1,650.	2,523.	3,697.		

Order Code	Specification Information	Application Notes
Example: MU1-S3824-B-Q-117	<i>Grommets/no grommets:</i>	24"D worksurfaces are used interchangeably as shallow main surfaces, extensions or credenza tops. They can be supported at each end by 24" end support bracket, 24" cantilever bracket, 24"W end panel, 18"D pedestal or end panel in conjunction with desk support.
MU1 Worksurface, 1 1/4" thick	A- Worksurfaces include 3" grommet in each back corner leading into desk support or wire manager.	
S Straight worksurface	B- Worksurface does not include grommets.	Suspended pedestals may not be used with 1 1/4" worksurfaces.
38 Width	Specify surface finish.	
24 Depth	1 1/4" worksurfaces are 3-ply, solid core construction with threaded metal inserts at all end panel, desk support and bracket locations and pilot holes at pedestal locations.	Use 18"D pedestals with 24"D worksurfaces for full wire management capability in desk or panel applications.
B No grommets	Worksurfaces with grommets are bored to accept and are shipped with wire manager clips.	
Q Standard Specials	All worksurfaces are U.L.-listed.	All straight worksurfaces are 3/8" less than nominal depth for rear wire clearance or privacy screens.
117 Surface finish		Panel-supported 1 1/4" worksurfaces over 48" must be mid-span supported by MB2-C18 bracket, specified separately.

Morrison Worksurfaces, 1 1/4" 30" D + Post

Standard Specials Systems

description	type	w	d	h	pattern no.	lam.	V1	V2
Straight, 30"D + Post		20"	29 3/8"	1 1/4"	MU1-S2030-A-Q-()	\$595.	\$880.	\$1,270.
		26"	29 3/8"	1 1/4"	MU1-S2630-A-Q-()	646.	937.	1,355.
		32"	29 3/8"	1 1/4"	MU1-S3230-A-Q-()	697.	995.	1,439.
		38"	29 3/8"	1 1/4"	MU1-S3830-A-Q-()	753.	1,076.	1,542.
		44"	29 3/8"	1 1/4"	MU1-S4430-A-Q-()	801.	1,152.	1,652.
		50"	29 3/8"	1 1/4"	MU1-S5030-A-Q-()	854.	1,258.	1,785.
		56"	29 3/8"	1 1/4"	MU1-S5630-A-Q-()	906.	1,344.	1,919.
		62"	29 3/8"	1 1/4"	MU1-S6230-A-Q-()	960.	1,422.	2,081.
		68"	29 3/8"	1 1/4"	MU1-S6830-A-Q-()	1,065.	1,555.	2,242.
		74"	29 3/8"	1 1/4"	MU1-S7430-A-Q-()	1,150.	1,686.	2,470.
		80"	29 3/8"	1 1/4"	MU1-S8030-A-Q-()	1,242.	1,819.	2,669.
		86"	29 3/8"	1 1/4"	MU1-S8630-A-Q-()	1,311.	1,930.	2,841.
		92"	29 3/8"	1 1/4"	MU1-S9230-A-Q-()	1,426.	2,101.	3,091.
		98"	29 3/8"	1 1/4"	MU1-S9830-A-Q-()	1,543.	2,271.	3,342.
		104"	29 3/8"	1 1/4"	MU1-S10430-A-Q-()	1,664.	2,438.	3,589.
		110"	29 3/8"	1 1/4"	MU1-S11030-A-Q-()	1,781.	2,608.	3,839.
		116"	29 3/8"	1 1/4"	MU1-S11630-A-Q-()	1,901.	2,777.	4,087.
No Grommets		20"	29 3/8"	1 1/4"	MU1-S2030-B-Q-()	482.	769.	1,160.
		26"	29 3/8"	1 1/4"	MU1-S2630-B-Q-()	531.	825.	1,243.
		32"	29 3/8"	1 1/4"	MU1-S3230-B-Q-()	581.	880.	1,325.
		38"	29 3/8"	1 1/4"	MU1-S3830-B-Q-()	638.	961.	1,431.
		44"	29 3/8"	1 1/4"	MU1-S4430-B-Q-()	688.	1,043.	1,539.
		50"	29 3/8"	1 1/4"	MU1-S5030-B-Q-()	739.	1,147.	1,675.
		56"	29 3/8"	1 1/4"	MU1-S5630-B-Q-()	793.	1,230.	1,808.
		62"	29 3/8"	1 1/4"	MU1-S6230-B-Q-()	847.	1,302.	1,967.
		68"	29 3/8"	1 1/4"	MU1-S6830-B-Q-()	949.	1,442.	2,130.
		74"	29 3/8"	1 1/4"	MU1-S7430-B-Q-()	1,032.	1,571.	2,353.
		80"	29 3/8"	1 1/4"	MU1-S8030-B-Q-()	1,122.	1,703.	2,549.
		86"	29 3/8"	1 1/4"	MU1-S8630-B-Q-()	1,200.	1,821.	2,728.
		92"	29 3/8"	1 1/4"	MU1-S9230-B-Q-()	1,309.	1,986.	2,978.
		98"	29 3/8"	1 1/4"	MU1-S9830-B-Q-()	1,429.	2,156.	3,226.
		104"	29 3/8"	1 1/4"	MU1-S10430-B-Q-()	1,545.	2,324.	3,475.
		110"	29 3/8"	1 1/4"	MU1-S11030-B-Q-()	1,665.	2,492.	3,727.
		116"	29 3/8"	1 1/4"	MU1-S11630-B-Q-()	1,782.	2,662.	3,972.

Morrison System

Order Code

Example:	MU1-S3830B-Q-117
MU1	Worksurface, 1 1/4" thick
S	Straight worksurface
38	Width
30	Depth
B	No grommets
Q	Standard Specials
117	Surface finish

Specification Information

Grommets/no grommets:

A- worksurface includes 3" grommet in each back corner leading into desk support or wire manager clips.

B- worksurface does not include grommets

Specify surface finish.

1 1/4" worksurfaces are 3-ply, solid core construction with threaded metal inserts at all end panel, desk support and bracket locations and pilot holes at pedestal locations.

All worksurfaces are U.L.-listed.

Plastic laminate worksurfaces are post-formed top and bottom, front and back.

Application Notes

30"D worksurfaces are used interchangeably in desk and panel system applications as main surfaces, extensions or credenza tops. They can be supported at each end by 30" end support bracket, 30" cantilever bracket, 30" flat bracket, 30"W end panel, 24"D pedestal or end panel in conjunction with desk support, or 30"D pedestal.

All straight worksurfaces are 3/8" less than nominal depth for rear wire clearance or privacy screens.

Panel-supported 1 1/4" worksurfaces over 48" must be mid-span supported by MB2-C18 bracket, specified separately.

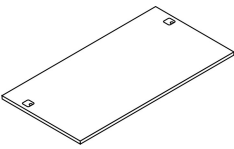
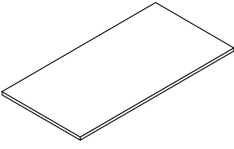
Worksurfaces with grommets are bored to accept and are shipped with wire manager clips.

Suspended pedestals may not be used with 1 1/4" worksurfaces.

Morrison Worksurfaces, 1 1/4"

36" D + Post

Standard Specials Systems

description	type	w	d	h	pattern no.	lam.	V1	V2
Straight, 36"D + Post	 Recessed Grommets	38"	35 3/8"	1 1/4"	MU1-S3836-R-Q-()	\$873.	\$1,216.	\$1,807.
		44"	35 3/8"	1 1/4"	MU1-S4436-R-Q-()	920.	1,295.	1,918.
		50"	35 3/8"	1 1/4"	MU1-S5036-R-Q-()	973.	1,399.	2,052.
		56"	35 3/8"	1 1/4"	MU1-S5636-R-Q-()	1,026.	1,485.	2,184.
		62"	35 3/8"	1 1/4"	MU1-S6236-R-Q-()	1,077.	1,562.	2,346.
		68"	35 3/8"	1 1/4"	MU1-S6836-R-Q-()	1,184.	1,696.	2,507.
		74"	35 3/8"	1 1/4"	MU1-S7436-R-Q-()	1,269.	1,826.	2,738.
		80"	35 3/8"	1 1/4"	MU1-S8036-R-Q-()	1,359.	1,958.	2,934.
		86"	35 3/8"	1 1/4"	MU1-S8636-R-Q-()	1,431.	2,071.	3,107.
		92"	35 3/8"	1 1/4"	MU1-S9236-R-Q-()	1,543.	2,241.	3,356.
		98"	35 3/8"	1 1/4"	MU1-S9836-R-Q-()	1,664.	2,411.	3,605.
		104"	35 3/8"	1 1/4"	MU1-S10436-R-Q-()	1,781.	2,580.	3,853.
		110"	35 3/8"	1 1/4"	MU1-S11036-R-Q-()	1,901.	2,750.	4,102.
		116"	35 3/8"	1 1/4"	MU1-S11636-R-Q-()	2,017.	2,918.	4,351.
No Grommets	 No Grommets	38"	35 3/8"	1 1/4"	MU1-S3836-B-Q-()	755.	1,103.	1,695.
		44"	35 3/8"	1 1/4"	MU1-S4436-B-Q-()	807.	1,184.	1,805.
		50"	35 3/8"	1 1/4"	MU1-S5036-B-Q-()	858.	1,286.	1,940.
		56"	35 3/8"	1 1/4"	MU1-S5636-B-Q-()	914.	1,373.	2,073.
		62"	35 3/8"	1 1/4"	MU1-S6236-B-Q-()	964.	1,443.	2,232.
		68"	35 3/8"	1 1/4"	MU1-S6836-B-Q-()	1,068.	1,583.	2,392.
		74"	35 3/8"	1 1/4"	MU1-S7436-B-Q-()	1,150.	1,712.	2,619.
		80"	35 3/8"	1 1/4"	MU1-S8036-B-Q-()	1,242.	1,841.	2,813.
		86"	35 3/8"	1 1/4"	MU1-S8636-B-Q-()	1,318.	1,960.	2,993.
		92"	35 3/8"	1 1/4"	MU1-S9236-B-Q-()	1,429.	2,125.	3,240.
		98"	35 3/8"	1 1/4"	MU1-S9836-B-Q-()	1,545.	2,294.	3,493.
		104"	35 3/8"	1 1/4"	MU1-S10436-B-Q-()	1,665.	2,466.	3,739.
		110"	35 3/8"	1 1/4"	MU1-S11036-B-Q-()	1,782.	2,634.	3,988.
		116"	35 3/8"	1 1/4"	MU1-S11636-B-Q-()	1,902.	2,803.	4,239.

Order Code

Example:	MU1-S3836B-Q-117
MU1	Worksurface, 1 1/4" thick
S	Straight worksurface
38	Width
36	Depth
B	No grommets
Q	Standard Specials
117	Surface finish

Specification Information

Grommets/no grommets:

A- worksurface includes 3" grommet in each back corner leading into desk support or wire manager clips.

B- worksurface does not include grommets

Specify surface finish.

1 1/4" worksurfaces are 3-ply, solid core construction with threaded metal inserts at all end panel, desk support and bracket locations and pilot holes at pedestal locations.

All worksurfaces are U.L.-listed.

Plastic laminate worksurfaces are post-formed top and bottom, front and back.

Application Notes

30"D worksurfaces are used interchangeably in desk and panel system applications as main surfaces, extensions or credenza tops. They can be supported at each end by 30" end support bracket, 30" cantilever bracket, 30" flat bracket, 30"W end panel, 24"D pedestal or end panel in conjunction with desk support, or 30"D pedestal.

All straight worksurfaces are 3/8" less than nominal depth for rear wire clearance or privacy screens.

Panel-supported 1 1/4" worksurfaces over 48" must be mid-span supported by MB2-C18 bracket, specified separately.

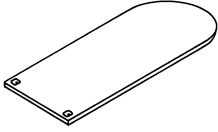
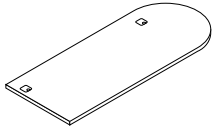
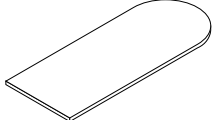
Worksurfaces with grommets are bored to accept and are shipped with wire manager clips.

Suspended pedestals may not be used with 1 1/4" worksurfaces.

Morrison Worksurfaces, 1 1/4"

rounded end worksurfaces 30" D + 36" D

Standard Specials Systems

description	type	w	d	h	pattern no.	lam.	V1	V2
Rounded end	End Grommets 	87"	30"	1 1/4"	MU1-R8730-E-Q-()	\$1,943.	\$2,637.	\$3,764.
		66"	36"	1 1/4"	MU1-R6636-E-Q-()	1,892.	2,586.	3,712.
		78"	36"	1 1/4"	MU1-R7836-E-Q-()	1,976.	2,671.	3,795.
		90"	36"	1 1/4"	MU1-R9036-E-Q-()	2,145.	2,840.	3,966.
Recessed Grommets		87"	30"	1 1/4"	MU1-R8730-R-Q-() (L/R)	1,943.	2,637.	3,764.
		66"	36"	1 1/4"	MU1-R6636-R-Q-() (L/R)	1,892.	2,586.	3,712.
		78"	36"	1 1/4"	MU1-R7836-R-Q-() (L/R)	1,976.	2,671.	3,795.
		90"	36"	1 1/4"	MU1-R9036-R-Q-() (L/R)	2,145.	2,840.	3,966.
No Grommets		87"	30"	1 1/4"	MU1-R8730-B-Q-() (L/R)	1,825.	2,517.	3,645.
		66"	36"	1 1/4"	MU1-R6636-B-Q-() (L/R)	1,774.	2,467.	3,596.
		78"	36"	1 1/4"	MU1-R7836-B-Q-() (L/R)	1,860.	2,551.	3,678.
		90"	36"	1 1/4"	MU1-R9036-B-Q-() (L/R)	2,026.	2,721.	3,848.

Morrison System

Order Code

Example:	MU1-R6636E-Q-117
MU1	Worksurface, 1 1/4" thick
R	Rounded end
66	Width
36	Depth
E	End grommets
Q	Standard Specials
117	Surface finish

Specification Information

<i>Grommets/no grommets:</i>	
E-	rounded end worksurface includes 3" grommet in each straight end corner.
R-	rounded end worksurface includes 3" grommets recessed for use with 6" recessed desk support.
B-	rounded end worksurface does not include grommets

Specify surface finish. Rounded end worksurfaces with recessed or no grommets are specified left or right to determine position of grommets and pedestal drilling. Rounded end when seated at desk defines L/R hand (Right hand shown above).

1 1/4" worksurfaces are 3-ply, solid core construction with threaded metal inserts at all end panel, desk support and bracket locations and pilot holes at pedestal locations.

MU1- worksurfaces are supported by brackets with machine screws.

All worksurfaces are U.L.-listed.

End grommets have inserts to accept desk support at straight end and no pedestal inserts. Plastic laminate worksurfaces have radiused T mold edge and a flat self-edge in the straight edge.

Application Notes

Rounded end worksurfaces are used interchangeably in desk and panel system applications as main surfaces or extensions. They may be supported by 30" end support brackets, 30" cantilever bracket, 30" flat bracket or 30" conference end panel, and by a support column at the rounded end.

Use 18"D pedestal or end panel with desk support under rounded end worksurfaces with recessed grommets. Use 48"D desk support with 63" rounded end and 60"W desk support with 75" rounded end.

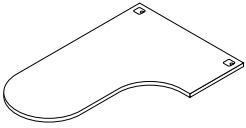
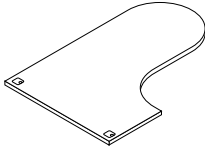
Worksurfaces with end grommets may not be supported by conference end panel.

Suspended pedestals may not be used with 1 1/4" worksurfaces.

Rounded end worksurfaces have threaded metal inserts for desk support, end panel each end, and at all bracket locations. End grommet worksurfaces have no pedestal inserts.

Morrison Worksurfaces, 1 1/4"
P-shape curvilinear

Standard Specials Systems

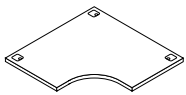
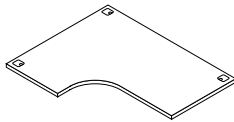
description	type	w	d	h	pattern no.	lam.	V1	V2
Rounded end left 	24" D return	48"	66"	1 1/4"	MU1-P66SA-L-Q-()	\$2,986.	\$3,833.	\$5,374.
	24" D return	48"	78"	1 1/4"	MU1-P78SA-L-Q-()	3,070.	3,943.	5,525.
	30" D return	48"	66"	1 1/4"	MU1-P66DA-L-Q-()	3,026.	3,890.	5,449.
	30" D return	48"	72"	1 1/4"	MU1-P72DA-L-Q-()	3,109.	4,001.	5,602.
Rounded end right 	24" D return	48"	66"	1 1/4"	MU1-P66SA-R-Q-()	2,986.	3,833.	5,374.
	24" D return	48"	78"	1 1/4"	MU1-P78SA-R-Q-()	3,070.	3,943.	5,525.
	30" D return	48"	66"	1 1/4"	MU1-P66DA-R-Q-()	3,026.	3,890.	5,449.
	30" D return	48"	72"	1 1/4"	MU1-P72DA-R-Q-()	3,109.	4,001.	5,602.

Order Code	Specification Information	Application Notes
Example: MU1-P66SA-L-Q-117	S- 24"D side edge	P-shape curvilinear worksurfaces may be used interchangeably in desk and panel system applications. They may be supported by a 48" VDT support bracket kit, or 48" desk support and 6" end panel, in conjunction with rounded end support column. Use flat bracket or bridging bracket to join to adjacent 1 1/4" worksurface. P-shape laminate surfaces have continuous T-mold edge in profile to match adjacent 1 1/4" worksurfaces.
MU1 Worksurface, 1 1/4"	D- 30"D side edge	
P P-shape curvilinear	Specify surface finish.	
66 Overall length	1 1/4" curvilinear surfaces are solid core construction with threaded metal inserts at desk support and all bracket locations.	
S Depth of return	All worksurfaces are U.L.-listed.	
A Grommets	All P-shape worksurfaces have 2 grommets at 48" end for use with 48" desk and overhead supports.	
L Rounded end left		
Q Standard Special		
117 Surface finish		

Morrison Worksurfaces, 1 1/4"

L-shape curvilinear

Standard Specials Systems

description	type	w	d	h	pattern no.	lam.	V1	V2
24"D returns left and right 	3 Grommets	42"	48"	1 1/4"	MU1-C4248SS-Q(-)	\$1,489.	\$1,919.	\$2,681.
		42"	60"	1 1/4"	MU1-C4260SS-Q(-)	1,692.	2,176.	3,048.
		42"	66"	1 1/4"	MU1-C4266SS-Q(-)	1,820.	2,338.	3,279.
		42"	72"	1 1/4"	MU1-C4272SS-Q(-)	1,943.	2,503.	3,510.
		48"	42"	1 1/4"	MU1-C4842SS-Q(-)	1,489.	1,919.	2,681.
		48"	66"	1 1/4"	MU1-C4866SS-Q(-)	1,943.	2,503.	3,510.
		60"	42"	1 1/4"	MU1-C6042SS-Q(-)	1,692.	2,176.	3,048.
		66"	42"	1 1/4"	MU1-C6642SS-Q(-)	1,820.	2,338.	3,279.
		66"	48"	1 1/4"	MU1-C6648SS-Q(-)	1,943.	2,503.	3,510.
		72"	42"	1 1/4"	MU1-C7242SS-Q(-)	1,943.	2,503.	3,510.
24"D return left, 30"D right 	3 Grommets	42"	42"	1 1/4"	MU1-C4242SD-Q(-)	1,387.	1,790.	2,495.
		42"	48"	1 1/4"	MU1-C4248SD-Q(-)	1,489.	1,919.	2,681.
		42"	60"	1 1/4"	MU1-C4260SD-Q(-)	1,692.	2,176.	3,048.
		42"	66"	1 1/4"	MU1-C4266SD-Q(-)	1,820.	2,338.	3,279.
		42"	72"	1 1/4"	MU1-C4272SD-Q(-)	1,943.	2,503.	3,510.
		48"	42"	1 1/4"	MU1-C4842SD-Q(-)	1,489.	1,919.	2,681.
		48"	66"	1 1/4"	MU1-C4866SD-Q(-)	1,943.	2,503.	3,510.
		60"	42"	1 1/4"	MU1-C6042SD-Q(-)	1,692.	2,176.	3,048.
		66"	42"	1 1/4"	MU1-C6642SD-Q(-)	1,820.	2,338.	3,279.
		66"	48"	1 1/4"	MU1-C6648SD-Q(-)	1,943.	2,503.	3,510.
				72"	42"	1 1/4"	MU1-C7242SD-Q(-)	1,943.

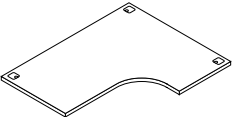
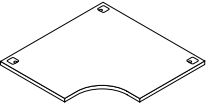
Morrison System

Order Code	Specification Information	Application Notes
Example: MU1-C4248SD-Q-117 MU1 Worksurface, 1 1/4" C L-shape curvilinear 42 Width left 48 Width right S Depth of left return D Depth of right return Q Standard Specials 117 Surface finish	Width dimension (W) refers to width of left-side back edge; depth dimension (D) indicates width of right-side back edge. S- 24"D side edge D- 30"D side edge Specify surface finish. 1 1/4" curvilinear surfaces are solid core construction with threaded metal inserts at desk support and all bracket locations. All worksurfaces are U.L.-listed. All L-shape curvilinear worksurfaces have three grommets.	L-shape curvilinear worksurfaces may be used interchangeably in desk and panel system applications. They may be supported by corner desk supports or by VDT end support bracket kit. Use cantilever bridging brackets or flat brackets to join to adjacent worksurfaces. L-shape surfaces may also be supported by MN1- end panel in conjunction with desk support, or cantilever bracket in panel planning. L-shape surfaces are veneer or post-formed plastic laminate on both back edges, matching profile T-mold on curvilinear front, and self-edge on sides. Curvilinear worksurfaces are available only in 1 1/4" thickness. L-shape surfaces are 3/8" less than nominal depth for rear wire clearance or privacy screens. If specifying privacy screens on both back edges, one or both must be 48" back-of-VDT type.

Morrison Worksurfaces, 1 1/4"

L-shape curvilinear

Standard Specials Systems

description	type	w	d	h	pattern no.	lam.	V1	V2
30"D return left, 24"D right 	3 Grommets	42"	42"	1 1/4"	MU1-C4242DS-Q(-)	\$1,387.	\$1,790.	\$2,495.
		42"	48"	1 1/4"	MU1-C4248DS-Q(-)	1,489.	1,919.	2,681.
		42"	60"	1 1/4"	MU1-C4260DS-Q(-)	1,692.	2,176.	3,048.
		42"	66"	1 1/4"	MU1-C4266DS-Q(-)	1,820.	2,338.	3,279.
		42"	72"	1 1/4"	MU1-C4272DS-Q(-)	1,943.	2,503.	3,510.
		48"	42"	1 1/4"	MU1-C4842DS-Q(-)	1,489.	1,919.	2,681.
		48"	66"	1 1/4"	MU1-C4866DS-Q(-)	1,943.	2,503.	3,510.
		60"	42"	1 1/4"	MU1-C6042DS-Q(-)	1,692.	2,176.	3,048.
		66"	42"	1 1/4"	MU1-C6642DS-Q(-)	1,820.	2,338.	3,279.
		66"	48"	1 1/4"	MU1-C6648DS-Q(-)	1,943.	2,503.	3,510.
72"	42"	1 1/4"	MU1-C7242DS-Q(-)	1,943.	2,503.	3,510.		
30"D return left and right 	3 Grommets	42"	42"	1 1/4"	MU1-C4242DD-Q(-)	1,387.	1,790.	2,495.
		42"	48"	1 1/4"	MU1-C4248DD-Q(-)	1,489.	1,919.	2,681.
		42"	60"	1 1/4"	MU1-C4260DD-Q(-)	1,692.	2,176.	3,048.
		42"	66"	1 1/4"	MU1-C4266DD-Q(-)	1,820.	2,338.	3,279.
		42"	72"	1 1/4"	MU1-C4272DD-Q(-)	1,943.	2,503.	3,510.
		48"	42"	1 1/4"	MU1-C4842DD-Q(-)	1,489.	1,919.	2,681.
		48"	60"	1 1/4"	MU1-C4860DD-Q(-)	1,794.	2,306.	3,230.
		48"	66"	1 1/4"	MU1-C4866DD-Q(-)	1,943.	2,503.	3,510.
		48"	72"	1 1/4"	MU1-C4872DD-Q(-)	2,044.	2,631.	3,691.
		60"	42"	1 1/4"	MU1-C6042DD-Q(-)	1,692.	2,176.	3,048.
		60"	48"	1 1/4"	MU1-C6048DD-Q(-)	1,794.	2,306.	3,230.
		66"	42"	1 1/4"	MU1-C6642DD-Q(-)	1,820.	2,338.	3,279.
		66"	48"	1 1/4"	MU1-C6648DD-Q(-)	1,943.	2,503.	3,510.
		72"	42"	1 1/4"	MU1-C7242DD-Q(-)	1,943.	2,503.	3,510.
72"	48"	1 1/4"	MU1-C7248DD-Q(-)	2,044.	2,631.	3,691.		

Order Code

Example:	MU1-C4248SD-Q-117
MU1	Worksurface, 1 1/4"
C	L-shape curvilinear
42	Width left
48	Width right
S	Depth of left return
D	Depth of right return
Q	Standard Specials
117	Surface finish

Specification Information

Width dimension (W) refers to width of left-side back edge; depth dimension (D) indicates width of right-side back edge.

S- 24"D side edge
D- 30"D side edge

Specify surface finish.

1 1/4" curvilinear surfaces are solid core construction with threaded metal inserts at desk support and all bracket locations.

All worksurfaces are U.L.-listed.

All L-shape curvilinear worksurfaces have three grommets.

Application Notes

L-shape curvilinear worksurfaces may be used interchangeably in desk and panel system applications. They may be supported by corner desk supports or by VDT end support bracket kit. Use cantilever bridging brackets or flat brackets to join to adjacent worksurfaces.

L-shape surfaces may also be supported by MN1- end panel in conjunction with desk support, or cantilever bracket in panel planning.

L-shape surfaces are veneer or post-formed plastic laminate on both back edges, matching profile T-mold on curvilinear front, and self-edge on sides.

Curvilinear worksurfaces are available only in 1 1/4" thickness.

L-shape surfaces are 3/8" less than nominal depth for rear wire clearance or privacy screens.

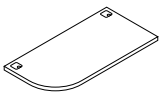
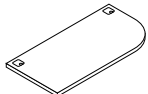
If specifying privacy screens on both back edges, one or both must be 48" back-of-VDT type.

Morrison Worksurfaces, 1 1/4"

J-shape surfaces

Standard Specials Systems

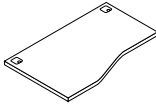
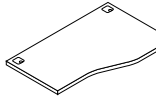
Morrison System

description	w	d	h	pattern no.	lam.	V1	V2
J-shape - Rounded left 	24"	23 5/8"	1 1/4"	MU1-J24A-L-Q(-)	\$1,067.	\$1,300.	\$1,755.
	30"	23 5/8"	1 1/4"	MU1-J30A-L-Q(-)	n/a	1,400.	1,890.
	36"	23 5/8"	1 1/4"	MU1-J36A-L-Q(-)	n/a	1,487.	2,007.
	42"	23 5/8"	1 1/4"	MU1-J42A-L-Q(-)	n/a	1,578.	2,131.
	48"	23 5/8"	1 1/4"	MU1-J48A-L-Q(-)	n/a	1,682.	2,272.
	54"	23 5/8"	1 1/4"	MU1-J54A-L-Q(-)	1,376.	1,784.	2,412.
	60"	23 5/8"	1 1/4"	MU1-J60A-L-Q(-)	1,460.	1,889.	2,552.
	66"	23 5/8"	1 1/4"	MU1-J66A-L-Q(-)	1,548.	1,994.	2,695.
	72"	23 5/8"	1 1/4"	MU1-J72A-L-Q(-)	1,631.	2,094.	2,834.
	78"	23 5/8"	1 1/4"	MU1-J78A-L-Q(-)	1,717.	2,198.	2,975.
	84"	23 5/8"	1 1/4"	MU1-J84A-L-Q(-)	1,803.	2,300.	3,116.
	90"	23 5/8"	1 1/4"	MU1-J90A-L-Q(-)	1,885.	2,404.	3,257.
96"	23 5/8"	1 1/4"	MU1-J96A-L-Q(-)	1,969.	2,509.	3,397.	
J-shape - Rounded right 	24"	23 5/8"	1 1/4"	MU1-J24A-R-Q(-)	1,067.	1,300.	1,755.
	30"	23 5/8"	1 1/4"	MU1-J30A-R-Q(-)	n/a	1,400.	1,890.
	36"	23 5/8"	1 1/4"	MU1-J36A-R-Q(-)	n/a	1,487.	2,007.
	42"	23 5/8"	1 1/4"	MU1-J42A-R-Q(-)	n/a	1,578.	2,131.
	48"	23 5/8"	1 1/4"	MU1-J48A-R-Q(-)	n/a	1,682.	2,272.
	54"	23 5/8"	1 1/4"	MU1-J54A-R-Q(-)	1,376.	1,784.	2,412.
	60"	23 5/8"	1 1/4"	MU1-J60A-R-Q(-)	1,460.	1,889.	2,552.
	66"	23 5/8"	1 1/4"	MU1-J66A-R-Q(-)	1,548.	1,994.	2,695.
	72"	23 5/8"	1 1/4"	MU1-J72A-R-Q(-)	1,631.	2,094.	2,834.
	78"	23 5/8"	1 1/4"	MU1-J78A-R-Q(-)	1,717.	2,198.	2,975.
	84"	23 5/8"	1 1/4"	MU1-J84A-R-Q(-)	1,803.	2,300.	3,116.
	90"	23 5/8"	1 1/4"	MU1-J90A-R-Q(-)	1,885.	2,404.	3,257.
96"	23 5/8"	1 1/4"	MU1-J96A-R-Q(-)	1,969.	2,509.	3,397.	

Order Code	Specification Information	Application Notes
Example: MU1-J30A-L-Q-117		
MU1 Worksurface, 1 1/4"	1 1/4" curvilinear surfaces are solid core construction with threaded metal inserts at desk support and all bracket locations and pilot holes at pedestal locations.	J-shape curvilinear worksurfaces may be used interchangeably in desk and panel system applications. They may be supported by straight desk support or cantilever brackets. J-shapes also require 9" Network end panel in desk or panel planning.
J J-shape	Specify surface finish.	
30 Width		
A With grommets		
L Left		
Q Standard Specials	All worksurfaces are U.L.-listed.	Use flat bracket or bridging bracket to join to adjacent 1 1/4" worksurface. Also specify VDT end support bracket kit for optimal stability of vertical panel behind J-shape worksurface.
117 Surface finish	J-shape worksurfaces have 2 grommets for use with freestanding desk and overhead supports.	J-shape surfaces are post-formed on back edge, matching profile T-mold on curvilinear front, and self-edge on sides. J-shapes are available only in plastic laminate, 1 1/4" thickness. J-shape surfaces are 3/8" less than nominal depth for wire clearance or privacy screens.

Morrison Worksurfaces, 1 1/4"
Wave-end surfaces

Standard Specials Systems

description	w	d	h	pattern no.	lam.
Left wave-end 	30"	29 5/8"	1 1/4"	MU1-W30A-L-Q-()	\$1,295.
	36"	29 5/8"	1 1/4"	MU1-W36A-L-Q-()	1,354.
	42"	29 5/8"	1 1/4"	MU1-W42A-L-Q-()	1,414.
	48"	29 5/8"	1 1/4"	MU1-W48A-L-Q-()	1,473.
	54"	29 5/8"	1 1/4"	MU1-W54A-L-Q-()	1,531.
	60"	29 5/8"	1 1/4"	MU1-W60A-L-Q-()	1,616.
	66"	29 5/8"	1 1/4"	MU1-W66A-L-Q-()	1,701.
	72"	29 5/8"	1 1/4"	MU1-W72A-L-Q-()	1,784.
	78"	29 5/8"	1 1/4"	MU1-W78A-L-Q-()	1,869.
	84"	29 5/8"	1 1/4"	MU1-W84A-L-Q-()	1,955.
	90"	29 5/8"	1 1/4"	MU1-W90A-L-Q-()	2,040.
96"	29 5/8"	1 1/4"	MU1-W96A-L-Q-()	2,123.	
Right wave-end 	30"	29 5/8"	1 1/4"	MU1-W30A-R-Q-()	1,295.
	36"	29 5/8"	1 1/4"	MU1-W36A-R-Q-()	1,354.
	42"	29 5/8"	1 1/4"	MU1-W42A-R-Q-()	1,414.
	48"	29 5/8"	1 1/4"	MU1-W48A-R-Q-()	1,473.
	54"	29 5/8"	1 1/4"	MU1-W54A-R-Q-()	1,531.
	60"	29 5/8"	1 1/4"	MU1-W60A-R-Q-()	1,616.
	66"	29 5/8"	1 1/4"	MU1-W66A-R-Q-()	1,701.
	72"	29 5/8"	1 1/4"	MU1-W72A-R-Q-()	1,784.
	78"	29 5/8"	1 1/4"	MU1-W78A-R-Q-()	1,869.
	84"	29 5/8"	1 1/4"	MU1-W84A-R-Q-()	1,955.
	90"	29 5/8"	1 1/4"	MU1-W90A-R-Q-()	2,040.
96"	29 5/8"	1 1/4"	MU1-W96A-R-Q-()	2,123.	

Order Code

Example:	MU1-W48A-L-Q-117
MU1	Worksurface, 1 1/4"
W	Wave-end curvilinear
48	Width
A	With grommets
L	Left
Q	Standard Special
117	Surface finish

Specification Information

1 1/4" curvilinear surfaces are solid core construction with threaded metal inserts at desk support, and all bracket locations and pilot holes at pedestal locations.

Specify surface finish.

All worksurfaces are U.L.-listed.

Wave-end worksurfaces have 2 grommets for use with freestanding desk and overhead supports.

Application Notes

Wave-end curvilinear worksurfaces may be used interchangeably in desk and panel system applications. They may be supported by straight desk support or cantilever brackets.

Use flat bracket or bridging bracket to join to adjacent 1 1/4" work surface.

Wave-end surfaces are post-formed on back edge, matching profile T-mold on curvilinear front, and self-edge on sides.

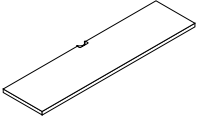

Wave-end surfaces are available only in plastic laminate, 1 1/4" thickness.

Wave-end surfaces are nominal 30"D at left or right, and align with 24"D surface at the other end. Inserts for 24"D pedestal are standard at the wave end.

Wave-end surfaces are 3/8" less than nominal depth for wire clearance or privacy screens.

Morrison Options Worksurfaces, 1 1/4" 18" D

Standard Specials Systems

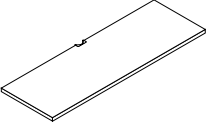
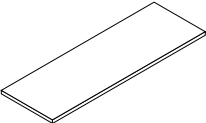
description	type	w	d	h	pattern no.	lam.	V1	V2
Straight, 18"D	Grommets 	18"	17 3/8"	1 1/4"	LU1-S1818-A-Q-()	\$332.	\$558.	\$821.
		24"	17 3/8"	1 1/4"	LU1-S2418-A-Q-()	332.	558.	821.
		102"	17 3/8"	1 1/4"	LU1-S10218-A-Q-()	876.	1,390.	2,132.
		114"	17 3/8"	1 1/4"	LU1-S11418-A-Q-()	919.	1,464.	2,250.
	No Grommets 	18"	17 3/8"	1 1/4"	LU1-S1818-B-Q-()	280.	516.	779.
		24"	17 3/8"	1 1/4"	LU1-S2418-B-Q-()	280.	516.	779.
		102"	17 3/8"	1 1/4"	LU1-S10218-B-Q-()	835.	1,346.	2,087.
		114"	17 3/8"	1 1/4"	LU1-S11418-B-Q-()	876.	1,426.	2,208.

Morrison System

Order Code	Specification Information	Application Notes
Example: LU1-S2418-B-Q-117		
LU1 Worksurface, 1 1/4" thick	A- worksurface includes one edge grommet	18"D worksurfaces are used in panel system applications as shallow main surfaces, extensions or credenza tops. They may be supported at each end by an 18" end support bracket, 18" cantilever bracket, 18"W desk end panel or 18"D pedestal.
S Straight worksurface	B- worksurface does not include grommet	
24 Width		Options worksurfaces cannot be used in conjunction with Network desk supports.
18 Depth	Specify surface finish.	
B No grommet	1 1/4" Options worksurfaces are 3-ply, solid core construction with pilot holes at all pedestal, end panel, and bracket locations.	All straight worksurfaces are 3/8" less than nominal depth for rear wire clearance.
Q Standard Specials	Edge grommets are centered at rear of worksurface.	
117 Surface finish		Panel-supported 1 1/4" worksurfaces over 48" must be mid-span supported by MB2-C18 bracket, specified separately.
		Panel-supported 1 1/4" worksurfaces over 96" must be pedestal or MB2-C24 cantilever bracket supported every 48".
		Suspended pedestals may not be used with 1 1/4" worksurfaces.

Morrison Options Worksurfaces, 1 1/4" 24" D

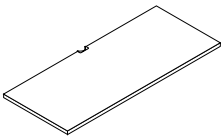
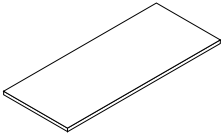
Standard Specials Systems

description	type	w	d	h	pattern no.	lam.	V1	V2
Straight, 24"D	Grommets 	18"	23 7/8"	1 1/4"	LU1-S1824-A-Q-()	\$392.	\$702.	\$1,015.
		102"	23 7/8"	1 1/4"	LU1-S10224-A-Q-()	960.	1,528.	2,338.
		114"	23 7/8"	1 1/4"	LU1-S11424-A-Q-()	1,023.	1,621.	2,470.
	No Grommets 	24"	23 7/8"	1 1/4"	LU1-S1824-B-Q-()	351.	656.	976.
		102"	23 7/8"	1 1/4"	LU1-S10224-B-Q-()	919.	1,484.	2,297.
		114"	23 7/8"	1 1/4"	LU1-S11424-B-Q-()	976.	1,578.	2,429.

Order Code	Specification Information	Application Notes
Example: LU1-S1824-B-Q-117		
LU1 Worksurface, 1 1/4" thick	A- worksurface includes one edge grommet	Options worksurfaces cannot be used in conjunction with Network desk supports.
S Straight worksurface	B- worksurface does not include grommet	
18 Width		All straight worksurfaces are 7/8" less than nominal depth for rear wire clearance.
24 Depth	Specify surface finish.	
B No grommet	1 1/4" Options worksurfaces are 3-ply, solid core construction with pilot holes at all pedestal, end panel, and bracket locations.	Panel-supported 1 1/4" worksurfaces over 48" must be mid-span supported by MB2-C18 bracket, specified separately.
Q Standard Specials		
117 Surface finish	Edge grommets are centered at rear of worksurface.	Panel-supported 1 1/4" worksurfaces over 96" must be pedestal or MB2-C24 cantilever bracket supported every 48".
		Suspended pedestals may not be used with 1 1/4" worksurfaces.

Morrison Options Worksurfaces, 1 1/4" 30" D

Standard Specials Systems

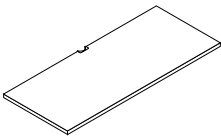
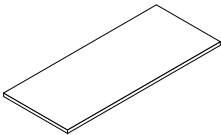
description	type	w	d	h	pattern no.	lam.	V1	V2
Straight, 30"D	Grommets 	18"	29 5/8"	1 1/4"	LU1-S1830-A-Q-()	\$415.	\$684.	\$1,067.
		24"	29 5/8"	1 1/4"	LU1-S2430-A-Q-()	415.	684.	1,067.
		102"	29 5/8"	1 1/4"	LU1-S10230-A-Q-()	1,044.	1,612.	2,438.
		108"	29 5/8"	1 1/4"	LU1-S10830-A-Q-()	1,129.	1,696.	2,560.
		114"	29 5/8"	1 1/4"	LU1-S11430-A-Q-()	1,213.	1,781.	2,676.
		120"	29 5/8"	1 1/4"	LU1-S12030-A-Q-()	1,299.	1,865.	2,796.
	No Grommets 	18"	29 5/8"	1 1/4"	LU1-S1830-B-Q-()	376.	652.	1,023.
		24"	29 5/8"	1 1/4"	LU1-S2430-B-Q-()	376.	652.	1,023.
		102"	29 5/8"	1 1/4"	LU1-S10230-B-Q-()	1,003.	1,569.	2,397.
		108"	29 5/8"	1 1/4"	LU1-S10830-B-Q-()	1,089.	1,652.	2,514.
		114"	29 5/8"	1 1/4"	LU1-S11430-B-Q-()	1,172.	1,737.	2,634.
120"		29 5/8"	1 1/4"	LU1-S12030-B-Q-()	1,258.	1,823.	2,753.	

Morrison System

Order Code	Specification Information	Application Notes
Example: LU1-S1830B-Q-117	<i>Grommets/no grommets:</i>	30"D worksurfaces are used in panel system applications as main surfaces, extensions or credenza tops. They can be supported at each end by 30" end support bracket, 30" cantilever bracket or 30"W end panel.
LU1 Worksurface, 1 1/4" thick	A- worksurface includes one edge grommet	Options worksurfaces cannot be used in conjunction with Network desk supports.
S Straight worksurface	B- worksurface does not include grommets	All straight worksurfaces are 3/8" less than nominal depth for rear wire clearance.
18 Width	Specify surface finish.	Panel-supported 1 1/4" worksurfaces over 48" must be mid-span supported by MB2-C24 bracket, specified separately.
30 Depth	1 1/4" Options worksurfaces are 3-ply, solid core construction with pilot holes at all pedestal, end panel, and bracket locations.	Suspended pedestals may not be used with 1 1/4" worksurfaces.
B No grommets	Edge grommets are centered at rear of worksurface.	
Q Standard Specials		
117 Surface finish		

Morrison Options Worksurfaces, 1 1/4" 36" D

Standard Specials Systems

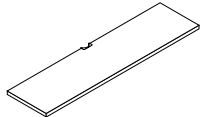
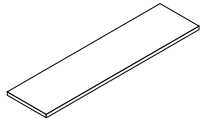
description	type	w	d	h	pattern no.	lam.	V1	V2
Straight, 36"D		36"	35 5/8"	1 1/4"	LU1-S3636-A-Q-()	\$621.	\$932.	\$1,426.
		42"	35 5/8"	1 1/4"	LU1-S4236-A-Q-()	666.	1,007.	1,520.
		48"	35 5/8"	1 1/4"	LU1-S4836-A-Q-()	705.	1,072.	1,619.
		54"	35 5/8"	1 1/4"	LU1-S5436-A-Q-()	753.	1,164.	1,740.
		60"	35 5/8"	1 1/4"	LU1-S6036-A-Q-()	794.	1,241.	1,862.
		66"	35 5/8"	1 1/4"	LU1-S6636-A-Q-()	839.	1,301.	2,012.
		72"	35 5/8"	1 1/4"	LU1-S7236-A-Q-()	906.	1,396.	2,128.
		78"	35 5/8"	1 1/4"	LU1-S7836-A-Q-()	950.	1,454.	2,223.
		84"	35 5/8"	1 1/4"	LU1-S8436-A-Q-()	994.	1,527.	2,334.
		90"	35 5/8"	1 1/4"	LU1-S9036-A-Q-()	1,036.	1,598.	2,424.
		96"	35 5/8"	1 1/4"	LU1-S9636-A-Q-()	1,077.	1,671.	2,540.
		102"	35 5/8"	1 1/4"	LU1-S10236-A-Q-()	1,162.	1,755.	2,658.
		108"	35 5/8"	1 1/4"	LU1-S10836-A-Q-()	1,247.	1,839.	2,777.
		114"	35 5/8"	1 1/4"	LU1-S11436-A-Q-()	1,332.	1,925.	2,897.
120"	35 5/8"	1 1/4"	LU1-S12036-A-Q-()	1,416.	2,009.	3,014.		
No Grommets		36"	35 5/8"	1 1/4"	LU1-S3636-B-Q-()	578.	892.	1,385.
		42"	35 5/8"	1 1/4"	LU1-S4236-B-Q-()	622.	961.	1,479.
		48"	35 5/8"	1 1/4"	LU1-S4836-B-Q-()	666.	1,029.	1,576.
		54"	35 5/8"	1 1/4"	LU1-S5436-B-Q-()	705.	1,128.	1,701.
		60"	35 5/8"	1 1/4"	LU1-S6036-B-Q-()	754.	1,198.	1,823.
		66"	35 5/8"	1 1/4"	LU1-S6636-B-Q-()	794.	1,263.	1,967.
		72"	35 5/8"	1 1/4"	LU1-S7236-B-Q-()	860.	1,354.	2,084.
		78"	35 5/8"	1 1/4"	LU1-S7836-B-Q-()	906.	1,415.	2,185.
		84"	35 5/8"	1 1/4"	LU1-S8436-B-Q-()	951.	1,485.	2,291.
		90"	35 5/8"	1 1/4"	LU1-S9036-B-Q-()	994.	1,555.	2,387.
		96"	35 5/8"	1 1/4"	LU1-S9636-B-Q-()	1,036.	1,628.	2,496.
		102"	35 5/8"	1 1/4"	LU1-S10236-B-Q-()	1,122.	1,712.	2,618.
		108"	35 5/8"	1 1/4"	LU1-S10836-B-Q-()	1,206.	1,795.	2,738.
		114"	35 5/8"	1 1/4"	LU1-S11436-B-Q-()	1,290.	1,881.	2,854.
120"	35 5/8"	1 1/4"	LU1-S12036-B-Q-()	1,375.	1,966.	2,974.		

Order Code	Specification Information	Application Notes
Example: LU1-S3636B-Q-117	<i>Grommets/no grommets:</i>	30"D worksurfaces are used in panel system applications as main surfaces, extensions or credenza tops. They can be supported at each end by 30" end support bracket, 30" cantilever bracket or 30"W end panel.
LU1 Worksurface, 1 1/4" thick	A- worksurface includes one edge grommet	
S Straight worksurface	B- worksurface does not include grommets	Options worksurfaces cannot be used in conjunction with Network desk supports.
36 Width	Specify surface finish.	
36 Depth	1 1/4" Options worksurfaces are 3-ply, solid core construction with pilot holes at all pedestal, end panel, and bracket locations.	All straight worksurfaces are 3/8" less than nominal depth for rear wire clearance.
B No grommets	Edge grommets are centered at rear of worksurface.	
Q Standard Specials		Panel-supported 1 1/4" worksurfaces over 48" must be mid-span supported by MB2-C24 bracket, specified separately.
117 Surface finish		
		Suspended pedestals may not be used with 1 1/4" worksurfaces.

Morrison Options Worksurfaces, 1 1/4" 18" D + Post

Standard Specials Systems

Morrison System

description	type	w	d	h	pattern no.	lam.	V1	V2
Straight, 18"D + Post	 Grommets	20"	17 5/8"	1 1/4"	LU1-S2018-A-Q-()	\$332.	\$558.	\$821.
		26"	17 5/8"	1 1/4"	LU1-S2618-A-Q-()	351.	581.	873.
		32"	17 5/8"	1 1/4"	LU1-S3218-A-Q-()	368.	606.	920.
		38"	17 5/8"	1 1/4"	LU1-S3818-A-Q-()	414.	679.	1,044.
		44"	17 5/8"	1 1/4"	LU1-S4418-A-Q-()	461.	716.	1,111.
		50"	17 5/8"	1 1/4"	LU1-S5018-A-Q-()	502.	791.	1,206.
		56"	17 5/8"	1 1/4"	LU1-S5618-A-Q-()	549.	860.	1,336.
		62"	17 5/8"	1 1/4"	LU1-S6218-A-Q-()	588.	950.	1,477.
		68"	17 5/8"	1 1/4"	LU1-S6818-A-Q-()	635.	1,047.	1,599.
		74"	17 5/8"	1 1/4"	LU1-S7418-A-Q-()	676.	1,103.	1,685.
		80"	17 5/8"	1 1/4"	LU1-S8018-A-Q-()	720.	1,155.	1,769.
		86"	17 5/8"	1 1/4"	LU1-S8618-A-Q-()	764.	1,230.	1,884.
		92"	17 5/8"	1 1/4"	LU1-S9218-A-Q-()	810.	1,299.	1,994.
		98"	17 5/8"	1 1/4"	LU1-S9818-A-Q-()	876.	1,390.	2,132.
		104"	17 5/8"	1 1/4"	LU1-S10418-A-Q-()	899.	1,429.	2,191.
		110"	17 5/8"	1 1/4"	LU1-S11018-A-Q-()	919.	1,464.	2,250.
116"	17 5/8"	1 1/4"	LU1-S11618-A-Q-()	960.	1,499.	2,308.		
No Grommets	 No Grommets	20"	17 5/8"	1 1/4"	LU1-S2018-B-Q-()	280.	516.	779.
		26"	17 5/8"	1 1/4"	LU1-S2618-B-Q-()	306.	539.	828.
		32"	17 5/8"	1 1/4"	LU1-S3218-B-Q-()	330.	564.	876.
		38"	17 5/8"	1 1/4"	LU1-S3818-B-Q-()	368.	635.	997.
		44"	17 5/8"	1 1/4"	LU1-S4418-B-Q-()	415.	679.	1,070.
		50"	17 5/8"	1 1/4"	LU1-S5018-B-Q-()	461.	752.	1,167.
		56"	17 5/8"	1 1/4"	LU1-S5618-B-Q-()	504.	816.	1,287.
		62"	17 5/8"	1 1/4"	LU1-S6218-B-Q-()	549.	907.	1,432.
		68"	17 5/8"	1 1/4"	LU1-S6818-B-Q-()	588.	1,000.	1,555.
		74"	17 5/8"	1 1/4"	LU1-S7418-B-Q-()	637.	1,061.	1,637.
		80"	17 5/8"	1 1/4"	LU1-S8018-B-Q-()	676.	1,112.	1,725.
		86"	17 5/8"	1 1/4"	LU1-S8618-B-Q-()	723.	1,187.	1,839.
		92"	17 5/8"	1 1/4"	LU1-S9218-B-Q-()	764.	1,256.	1,950.
		98"	17 5/8"	1 1/4"	LU1-S9818-B-Q-()	835.	1,346.	2,087.
		104"	17 5/8"	1 1/4"	LU1-S10418-B-Q-()	856.	1,386.	2,146.
		110"	17 5/8"	1 1/4"	LU1-S11018-B-Q-()	876.	1,426.	2,208.
116"	17 5/8"	1 1/4"	LU1-S11618-B-Q-()	919.	1,459.	2,269.		

Order Code

Example:	LU1-S4418-B-Q-117
LU1	Worksurface, 1 1/4" thick
S	Straight worksurface
44	Width
18	Depth
B	No grommet
Q	Standard Specials
117	Surface finish

Specification Information

Grommet/no grommet:

A- worksurface includes one edge grommet

B- worksurface does not include grommet

Specify surface finish.

1 1/4" Options worksurfaces are 3-ply, solid core construction with pilot holes at all pedestal, end panel, and bracket locations.

Edge grommets are centered at rear of worksurface.

Application Notes

18"D worksurfaces are used in panel system applications as shallow main surfaces, extensions or credenza tops. They may be supported at each end by an 18" end support bracket, 18" cantilever bracket, 18"W desk end panel or 18"D pedestal.

Options worksurfaces cannot be used in conjunction with Network desk supports.

All straight worksurfaces are 3/8" less than nominal depth for rear wire clearance.

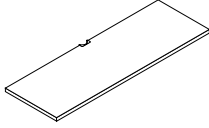
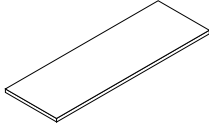
Panel-supported 1 1/4" worksurfaces over 48" must be mid-span supported by MB2-C18 bracket, specified separately.

Panel-supported 1 1/4" worksurfaces over 96" must be pedestal or MB2-C24 cantilever bracket supported every 48".

Suspended pedestals may not be used with 1 1/4" worksurfaces.

Morrison Options Worksurfaces, 1 1/4" 24" D + Post

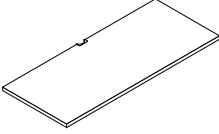
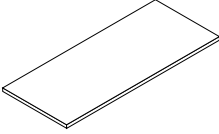
Standard Specials Systems

description	type	w	d	h	pattern no.	lam.	V1	V2
Straight, 24"D + Post		20"	23 5/8"	1 1/4"	LU1-S2024-A-Q-()	\$392.	\$702.	\$1,015.
		26"	23 5/8"	1 1/4"	LU1-S2624-A-Q-()	414.	725.	1,043.
		32"	23 5/8"	1 1/4"	LU1-S3224-A-Q-()	440.	754.	1,064.
		38"	23 5/8"	1 1/4"	LU1-S3824-A-Q-()	481.	779.	1,133.
		44"	23 5/8"	1 1/4"	LU1-S4424-A-Q-()	524.	836.	1,283.
		50"	23 5/8"	1 1/4"	LU1-S5024-A-Q-()	568.	930.	1,401.
		56"	23 5/8"	1 1/4"	LU1-S5624-A-Q-()	613.	976.	1,473.
		62"	23 5/8"	1 1/4"	LU1-S6224-A-Q-()	658.	1,075.	1,620.
		68"	23 5/8"	1 1/4"	LU1-S6824-A-Q-()	702.	1,140.	1,770.
		74"	23 5/8"	1 1/4"	LU1-S7424-A-Q-()	741.	1,175.	1,847.
		80"	23 5/8"	1 1/4"	LU1-S8024-A-Q-()	789.	1,278.	1,947.
		86"	23 5/8"	1 1/4"	LU1-S8624-A-Q-()	832.	1,361.	2,067.
		92"	23 5/8"	1 1/4"	LU1-S9224-A-Q-()	876.	1,440.	2,186.
		98"	23 5/8"	1 1/4"	LU1-S9824-A-Q-()	960.	1,528.	2,338.
		104"	23 5/8"	1 1/4"	LU1-S10424-A-Q-()	989.	1,574.	2,404.
		110"	23 5/8"	1 1/4"	LU1-S11024-A-Q-()	1,023.	1,621.	2,470.
116"	23 5/8"	1 1/4"	LU1-S11624-A-Q-()	1,053.	1,668.	2,534.		
No Grommets		20"	23 5/8"	1 1/4"	LU1-S2024-B-Q-()	351.	656.	976.
		26"	23 5/8"	1 1/4"	LU1-S2624-B-Q-()	368.	686.	995.
		32"	23 5/8"	1 1/4"	LU1-S3224-B-Q-()	394.	708.	1,018.
		38"	23 5/8"	1 1/4"	LU1-S3824-B-Q-()	440.	733.	1,089.
		44"	23 5/8"	1 1/4"	LU1-S4424-B-Q-()	481.	792.	1,243.
		50"	23 5/8"	1 1/4"	LU1-S5024-B-Q-()	525.	888.	1,358.
		56"	23 5/8"	1 1/4"	LU1-S5624-B-Q-()	568.	932.	1,430.
		62"	23 5/8"	1 1/4"	LU1-S6224-B-Q-()	616.	1,030.	1,580.
		68"	23 5/8"	1 1/4"	LU1-S6824-B-Q-()	658.	1,102.	1,729.
		74"	23 5/8"	1 1/4"	LU1-S7424-B-Q-()	702.	1,132.	1,806.
		80"	23 5/8"	1 1/4"	LU1-S8024-B-Q-()	743.	1,236.	1,904.
		86"	23 5/8"	1 1/4"	LU1-S8624-B-Q-()	789.	1,324.	2,024.
		92"	23 5/8"	1 1/4"	LU1-S9224-B-Q-()	835.	1,395.	2,145.
		98"	23 5/8"	1 1/4"	LU1-S9824-B-Q-()	919.	1,484.	2,297.
		104"	23 5/8"	1 1/4"	LU1-S10424-B-Q-()	948.	1,531.	2,363.
		110"	23 5/8"	1 1/4"	LU1-S11024-B-Q-()	976.	1,578.	2,429.
116"	23 5/8"	1 1/4"	LU1-S11624-B-Q-()	1,007.	1,621.	2,490.		

Order Code	Specification Information	Application Notes
Example: LU1-S3224-B-Q-117	<i>Grommet/no grommet:</i>	Options worksurfaces cannot be used in conjunction with Network desk supports.
LU1 Worksurface, 1 1/4" thick	A- worksurface includes one edge grommet	All straight worksurfaces are 3/8" less than nominal depth for rear wire clearance.
S Straight worksurface	B- worksurface does not include grommet	
32 Width	Specify surface finish.	Panel-supported 1 1/4" worksurfaces over 48" must be mid-span supported by MB2-C18 bracket, specified separately.
24 Depth		
B No grommet	1 1/4" Options worksurfaces are 3-ply, solid core construction with pilot holes at all pedestal, end panel, and bracket locations.	Panel-supported 1 1/4" worksurfaces over 96" must be pedestal or MB2-C24 cantilever bracket supported every 48".
Q Standard Specials		
117 Surface finish		
	Edge grommets are centered at rear of worksurface.	Suspended pedestals may not be used with 1 1/4" worksurfaces

Morrison Options Worksurfaces, 1 1/4" 30" D + Post

Standard Specials Systems

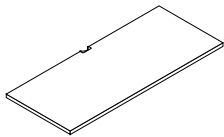
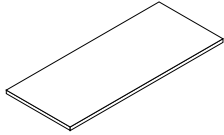
description	type	w	d	h	pattern no.	lam.	V1	V2
Straight, 30"D + Post	Grommets 	20"	29 3/8"	1 1/4"	LU1-S2030-A-Q-()	\$415.	\$684.	\$1,067.
		26"	29 3/8"	1 1/4"	LU1-S2630-A-Q-()	461.	735.	1,135.
		32"	29 3/8"	1 1/4"	LU1-S3230-A-Q-()	502.	789.	1,205.
		38"	29 3/8"	1 1/4"	LU1-S3830-A-Q-()	549.	860.	1,300.
		44"	29 3/8"	1 1/4"	LU1-S4430-A-Q-()	588.	928.	1,399.
		50"	29 3/8"	1 1/4"	LU1-S5030-A-Q-()	635.	1,021.	1,520.
		56"	29 3/8"	1 1/4"	LU1-S5630-A-Q-()	676.	1,093.	1,639.
		62"	29 3/8"	1 1/4"	LU1-S6230-A-Q-()	720.	1,158.	1,791.
		68"	29 3/8"	1 1/4"	LU1-S6830-A-Q-()	789.	1,253.	1,907.
		74"	29 3/8"	1 1/4"	LU1-S7430-A-Q-()	832.	1,310.	2,003.
		80"	29 3/8"	1 1/4"	LU1-S8030-A-Q-()	876.	1,382.	2,114.
		86"	29 3/8"	1 1/4"	LU1-S8630-A-Q-()	919.	1,454.	2,202.
		92"	29 3/8"	1 1/4"	LU1-S9230-A-Q-()	960.	1,528.	2,319.
		98"	29 3/8"	1 1/4"	LU1-S9830-A-Q-()	1,044.	1,612.	2,438.
		104"	29 3/8"	1 1/4"	LU1-S10430-A-Q-()	1,129.	1,696.	2,560.
		110"	29 3/8"	1 1/4"	LU1-S11030-A-Q-()	1,213.	1,781.	2,676.
116"	29 3/8"	1 1/4"	LU1-S11630-A-Q-()	1,299.	1,865.	2,796.		
No Grommets		20"	29 3/8"	1 1/4"	LU1-S2030-B-Q-()	376.	652.	1,023.
		26"	29 3/8"	1 1/4"	LU1-S2630-B-Q-()	415.	700.	1,091.
		32"	29 3/8"	1 1/4"	LU1-S3230-B-Q-()	461.	746.	1,164.
		38"	29 3/8"	1 1/4"	LU1-S3830-B-Q-()	504.	816.	1,258.
		44"	29 3/8"	1 1/4"	LU1-S4430-B-Q-()	549.	886.	1,356.
		50"	29 3/8"	1 1/4"	LU1-S5030-B-Q-()	588.	983.	1,481.
		56"	29 3/8"	1 1/4"	LU1-S5630-B-Q-()	637.	1,053.	1,601.
		62"	29 3/8"	1 1/4"	LU1-S6230-B-Q-()	676.	1,119.	1,747.
		68"	29 3/8"	1 1/4"	LU1-S6830-B-Q-()	743.	1,209.	1,864.
		74"	29 3/8"	1 1/4"	LU1-S7430-B-Q-()	789.	1,270.	1,965.
		80"	29 3/8"	1 1/4"	LU1-S8030-B-Q-()	835.	1,340.	2,071.
		86"	29 3/8"	1 1/4"	LU1-S8630-B-Q-()	876.	1,413.	2,164.
		92"	29 3/8"	1 1/4"	LU1-S9230-B-Q-()	919.	1,484.	2,278.
		98"	29 3/8"	1 1/4"	LU1-S9830-B-Q-()	1,003.	1,569.	2,397.
		104"	29 3/8"	1 1/4"	LU1-S10430-B-Q-()	1,089.	1,652.	2,514.
		110"	29 3/8"	1 1/4"	LU1-S11030-B-Q-()	1,172.	1,737.	2,634.
116"	29 3/8"	1 1/4"	LU1-S11630-B-Q-()	1,258.	1,823.	2,753.		

Morrison System

Order Code	Specification Information	Application Notes
Example: LU1-S3230B-Q-117	<i>Grommets/no grommets:</i>	30"D worksurfaces are used in panel system applications as main surfaces, extensions or credenza tops. They can be supported at each end by 30" end support bracket, 30" cantilever bracket or 30"W end panel.
LU1 Worksurface, 1 1/4" thick	A- worksurface includes one edge grommet	
S Straight worksurface	B- worksurface does not include grommets	Options worksurfaces cannot be used in conjunction with Network desk supports.
32 Width		
30 Depth	Specify surface finish.	All straight worksurfaces are 3/8" less than nominal depth for rear wire clearance.
B No grommets		
Q Standard Specials	1 1/4" Options worksurfaces are 3-ply, solid core construction with pilot holes at all pedestal, end panel, and bracket locations.	Panel-supported 1 1/4" worksurfaces over 48" must be mid-span supported by MB2-C24 bracket, specified separately.
117 Surface finish	Edge grommets are centered at rear of worksurface.	
		Suspended pedestals may not be used with 1 1/4" worksurfaces.

Morrison Options Worksurfaces, 1 1/4" 36" D + Post

Standard Specials Systems

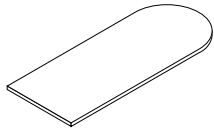
description	type	w	d	h	pattern no.	lam.	V1	V2
Straight, 36"D + Post		38"	35 5/8"	1 1/4"	LU1-S3836-A-Q-(-)	\$666.	\$1,007.	\$1,520.
		44"	35 5/8"	1 1/4"	LU1-S4436-A-Q-(-)	705.	1,072.	1,619.
		50"	35 5/8"	1 1/4"	LU1-S5036-A-Q-(-)	753.	1,164.	1,740.
		56"	35 5/8"	1 1/4"	LU1-S5636-A-Q-(-)	794.	1,241.	1,862.
		62"	35 5/8"	1 1/4"	LU1-S6236-A-Q-(-)	839.	1,301.	2,012.
		68"	35 5/8"	1 1/4"	LU1-S6836-A-Q-(-)	906.	1,396.	2,128.
		74"	35 5/8"	1 1/4"	LU1-S7436-A-Q-(-)	950.	1,454.	2,223.
		80"	35 5/8"	1 1/4"	LU1-S8036-A-Q-(-)	994.	1,527.	2,334.
		86"	35 5/8"	1 1/4"	LU1-S8636-A-Q-(-)	1,036.	1,598.	2,424.
		92"	35 5/8"	1 1/4"	LU1-S9236-A-Q-(-)	1,077.	1,671.	2,540.
		98"	35 5/8"	1 1/4"	LU1-S9836-A-Q-(-)	1,162.	1,755.	2,658.
		104"	35 5/8"	1 1/4"	LU1-S10436-A-Q-(-)	1,247.	1,839.	2,777.
		110"	35 5/8"	1 1/4"	LU1-S11036-A-Q-(-)	1,332.	1,925.	2,897.
		116"	35 5/8"	1 1/4"	LU1-S11636-A-Q-(-)	1,416.	2,009.	3,014.
No Grommets		38"	35 5/8"	1 1/4"	LU1-S3836-B-Q-(-)	622.	961.	1,479.
		44"	35 5/8"	1 1/4"	LU1-S4436-B-Q-(-)	666.	1,029.	1,576.
		50"	35 5/8"	1 1/4"	LU1-S5036-B-Q-(-)	705.	1,128.	1,701.
		56"	35 5/8"	1 1/4"	LU1-S5636-B-Q-(-)	754.	1,198.	1,823.
		62"	35 5/8"	1 1/4"	LU1-S6236-B-Q-(-)	794.	1,263.	1,967.
		68"	35 5/8"	1 1/4"	LU1-S6836-B-Q-(-)	860.	1,354.	2,084.
		74"	35 5/8"	1 1/4"	LU1-S7436-B-Q-(-)	906.	1,415.	2,185.
		80"	35 5/8"	1 1/4"	LU1-S8036-B-Q-(-)	951.	1,485.	2,291.
		86"	35 5/8"	1 1/4"	LU1-S8636-B-Q-(-)	994.	1,555.	2,387.
		92"	35 5/8"	1 1/4"	LU1-S9236-B-Q-(-)	1,036.	1,628.	2,496.
		98"	35 5/8"	1 1/4"	LU1-S9836-B-Q-(-)	1,122.	1,712.	2,618.
		104"	35 5/8"	1 1/4"	LU1-S10436-B-Q-(-)	1,206.	1,795.	2,738.
		110"	35 5/8"	1 1/4"	LU1-S11036-B-Q-(-)	1,290.	1,881.	2,854.
		116"	35 5/8"	1 1/4"	LU1-S11636-B-Q-(-)	1,375.	1,966.	2,974.

Order Code	Specification Information	Application Notes
Example: LU1-S3836B-Q-117	<i>Grommets/no grommets:</i>	30"D worksurfaces are used in panel system applications as main surfaces, extensions or credenza tops. They can be supported at each end by 30" end support bracket, 30" cantilever bracket or 30"W end panel.
LU1 Worksurface, 1 1/4" thick	A- worksurface includes one edge grommet	
S Straight worksurface	B- worksurface does not include grommets	Options worksurfaces cannot be used in conjunction with Network desk supports.
38 Width	Specify surface finish.	
36 Depth	1 1/4" Options worksurfaces are 3-ply, solid core construction with pilot holes at all pedestal, end panel, and bracket locations.	All straight worksurfaces are 3/8" less than nominal depth for rear wire clearance.
B No grommets	Edge grommets are centered at rear of worksurface.	
Q Standard Specials		Panel-supported 1 1/4" worksurfaces over 48" must be mid-span supported by MB2-C24 bracket, specified separately.
117 Surface finish		
		Suspended pedestals may not be used with 1 1/4" worksurfaces.

Morrison Options Worksurfaces, 1 1/4"
Rounded end 30" and 36"D

Standard Specials Systems

description	type	w	d	h	pattern no.	lam.	V1	V2
30"D rounded end	No Grommets	87"	30"	1 1/4"	LU1-R8730B-(L/R)-Q-()	\$1,431.	\$2,093.	\$3,268.
36"D rounded end	No Grommets	66"	36"	1 1/4"	LU1-R6636B-(L/R)-Q-()	1,381.	2,043.	3,183.
	No Grommets	78"	36"	1 1/4"	LU1-R7836B-(L/R)-Q-()	1,464.	2,128.	3,321.
	No Grommets	90"	36"	1 1/4"	LU1-R9036B-(L/R)-Q-()	1,634.	2,297.	3,591.



Morrison System

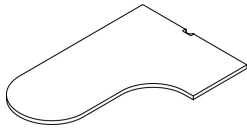
Order Code	Specification Information	Application Notes
Example: LU1-R8730B-L-Q-117	B- worksurface does not include grommets.	Rounded end worksurfaces may be supported by 30" end support brackets, 30" flat bracket or 30" conference end panel, and by a support column at the rounded end.
LU1 Options worksurface, 1 1/4" thick	Specify surface finish.	
R Rounded end	1 1/4" worksurfaces are 3-ply, solid core construction. Plastic laminate worksurfaces have radiused T mold edge.	Suspended pedestals may not be used with 1 1/4" worksurfaces. Conference worksurfaces must be supported by support column and flat bracket or bridging bracket to adjacent desk.
87 Width	Rounded end worksurfaces have a flat self-edge in the straight end.	
30 Depth		
B No grommets		
L Left hand		
Q Standard Special		
117 Surface finish		

Morrison Options Worksurfaces, 1 1/4"

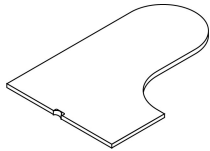
P-shape curvilinear

Standard Specials Systems

description	type	w	d	h	pattern no.	lam.	V1	V2
Rounded end left	24"D return	48"	72"	1 1/4"	LU1-P72SA-L-Q-()	\$2,060.	\$2,644.	\$3,705.
	30"D return	48"	78"	1 1/4"	LU1-P78DA-L-Q-()	2,145.	2,759.	3,864.



Rounded end right	24"D return	48"	72"	1 1/4"	LU1-P72SA-R-Q-()	2,060.	2,644.	3,705.
	30"D return	48"	78"	1 1/4"	LU1-P78DA-R-Q-()	2,145.	2,759.	3,864.



Order Code

Example:	LU1-P72SA-L-Q-117
LU1	Worksurface, 1 1/4"
P	P-shape curvilinear
72	Overall length
S	Depth of return
A	Grommets
L	Rounded end left
Q	Standard Special
117	Surface finish

Specification Information

S-	24"D side edge
D-	30"D side edge
	Specify surface finish.
	1 1/4" curvilinear surfaces are solid core construction with threaded metal inserts at desk support and all bracket locations.
	All worksurfaces are U.L.-listed.

Application Notes

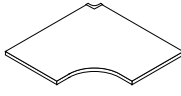
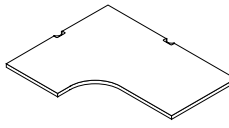
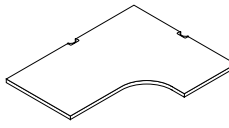
P-shape curvilinear worksurfaces may be used interchangeably in desk and panel system applications. They may be supported by a 48" VDT support bracket kit, or 48" desk support and 6" end panel, in conjunction with rounded end support column. Use flat bracket or bridging bracket to join to adjacent 1 1/4" work surface.

P-shape laminate surfaces have continuous T-mold edge in profile to match adjacent 1 1/4" worksurfaces.

Morrison Options Worksurfaces, 1 1/4"

L-shape curvilinear

Standard Specials Systems

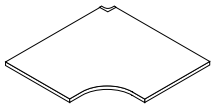
description	type	w	d	h	pattern no.	lam.	V1	V2
24"D returns left and right 	2 Grommets	42"	48"	1 1/4"	LU1-C4248SS-Q(-)	\$1,135.	\$1,545.	\$2,272.
		42"	60"	1 1/4"	LU1-C4260SS-Q(-)	1,287.	1,750.	2,581.
		42"	66"	1 1/4"	LU1-C4266SS-Q(-)	1,385.	1,882.	2,775.
		42"	72"	1 1/4"	LU1-C4272SS-Q(-)	1,482.	2,015.	2,972.
		48"	42"	1 1/4"	LU1-C4842SS-Q(-)	1,135.	1,545.	2,272.
		48"	66"	1 1/4"	LU1-C4866SS-Q(-)	1,482.	2,015.	2,972.
		60"	42"	1 1/4"	LU1-C6042SS-Q(-)	1,287.	1,750.	2,581.
		66"	42"	1 1/4"	LU1-C6642SS-Q(-)	1,385.	1,882.	2,775.
		66"	48"	1 1/4"	LU1-C6648SS-Q(-)	1,482.	2,015.	2,972.
		72"	42"	1 1/4"	LU1-C7242SS-Q(-)	1,482.	2,015.	2,972.
24"D returns left, 30"D right 	2 Grommets	42"	42"	1 1/4"	LU1-C4242SD-Q(-)	1,061.	1,443.	2,117.
		42"	48"	1 1/4"	LU1-C4248SD-Q(-)	1,135.	1,545.	2,272.
		42"	60"	1 1/4"	LU1-C4260SD-Q(-)	1,287.	1,750.	2,581.
		42"	66"	1 1/4"	LU1-C4266SD-Q(-)	1,385.	1,882.	2,775.
		42"	72"	1 1/4"	LU1-C4272SD-Q(-)	1,482.	2,015.	2,972.
		48"	42"	1 1/4"	LU1-C4842SD-Q(-)	1,135.	1,545.	2,272.
		48"	66"	1 1/4"	LU1-C4866SD-Q(-)	1,482.	2,015.	2,972.
		60"	42"	1 1/4"	LU1-C6042SD-Q(-)	1,287.	1,750.	2,581.
		66"	42"	1 1/4"	LU1-C6642SD-Q(-)	1,385.	1,882.	2,775.
		66"	48"	1 1/4"	LU1-C6648SD-Q(-)	1,482.	2,015.	2,972.
72"	42"	1 1/4"	LU1-C7242SD-Q(-)	1,482.	2,015.	2,972.		
30"D returns left, 24"D right 	2 Grommets	42"	42"	1 1/4"	LU1-C4242DS-Q(-)	1,061.	1,443.	2,117.
		42"	48"	1 1/4"	LU1-C4248DS-Q(-)	1,135.	1,545.	2,272.
		42"	60"	1 1/4"	LU1-C4260DS-Q(-)	1,287.	1,750.	2,581.
		42"	66"	1 1/4"	LU1-C4266DS-Q(-)	1,385.	1,882.	2,775.
		42"	72"	1 1/4"	LU1-C4272DS-Q(-)	1,482.	2,015.	2,972.
		48"	42"	1 1/4"	LU1-C4842DS-Q(-)	1,135.	1,545.	2,272.
		48"	66"	1 1/4"	LU1-C4866DS-Q(-)	1,482.	2,015.	2,972.
		60"	42"	1 1/4"	LU1-C6042DS-Q(-)	1,287.	1,750.	2,581.
		66"	42"	1 1/4"	LU1-C6642DS-Q(-)	1,385.	1,882.	2,775.
		66"	48"	1 1/4"	LU1-C6648DS-Q(-)	1,482.	2,015.	2,972.
72"	42"	1 1/4"	LU1-C7242DS-Q(-)	1,482.	2,015.	2,972.		

Morrison System

Order Code	Specification Information	Application Notes
Example: LU1-C4866SD-Q-117	Width dimension (W) refers to width of left-side back edge; depth dimension (D) indicates width of right-side back edge.	Options L-shaped curvilinear worksurfaces may be supported by left- or right-hand cantilever brackets at the rear corner and cantilever bridging bracket on each side edge. Use mid-span support whenever Options worksurfaces span more than 48".
LU1 Options worksurface, 1 1/4"		
C L-shape curvilinear	S- 24"D side edge	L-shape surfaces are veneer or post-formed plastic laminate on both back edges, matching profile T-mold on curvilinear front, and self-edge on sides.
48 Width left	D- 30"D side edge	
66 Width right	Specify surface finish.	Curvilinear worksurfaces are available only in 1 1/4" thickness.
S Depth of left return	1 1/4" curvilinear surfaces are solid core construction with pilot holes at all bracket locations.	
D Depth of right return		L-shape surfaces are 3/8" less than nominal depth for rear wire clearance or privacy screens.
Q Standard Special		
117 Surface finish		

Morrison Options Worksurfaces, 1 1/4"
L-shape curvilinear

Standard Specials Systems

description	type	w	d	h	pattern no.	lam.	V1	V2
30"D returns left and right	Corner Grommets	42"	42"	1 1/4"	LU1-C4242DD-Q(-)	\$1,061.	\$1,443.	\$2,117.
	2 Grommets	42"	48"	1 1/4"	LU1-C4248DD-Q(-)	1,135.	1,545.	2,272.
		42"	60"	1 1/4"	LU1-C4260DD-Q(-)	1,287.	1,750.	2,581.
		42"	66"	1 1/4"	LU1-C4266DD-Q(-)	1,385.	1,882.	2,775.
		42"	72"	1 1/4"	LU1-C4272DD-Q(-)	1,482.	2,015.	2,972.
		48"	42"	1 1/4"	LU1-C4842DD-Q(-)	1,135.	1,545.	2,272.
		48"	60"	1 1/4"	LU1-C4860DD-Q(-)	1,385.	1,882.	2,775.
		48"	66"	1 1/4"	LU1-C4866DD-Q(-)	1,482.	2,015.	2,972.
		48"	72"	1 1/4"	LU1-C4872DD-Q(-)	1,578.	2,146.	3,165.
		60"	42"	1 1/4"	LU1-C6042DD-Q(-)	1,287.	1,750.	2,581.
		60"	48"	1 1/4"	LU1-C6048DD-Q(-)	1,385.	1,882.	2,775.
		66"	42"	1 1/4"	LU1-C6642DD-Q(-)	1,385.	1,882.	2,775.
		66"	48"	1 1/4"	LU1-C6648DD-Q(-)	1,482.	2,015.	2,972.
		72"	42"	1 1/4"	LU1-C7242DD-Q(-)	1,482.	2,015.	2,972.
		72"	48"	1 1/4"	LU1-C7248DD-Q(-)	1,578.	2,146.	3,165.

Order Code

Example:	LU1-C4866SD-Q-117
LU1	Options worksurface, 1 1/4"
C	L-shape curvilinear
48	Width left
66	Width right
S	Depth of left return
D	Depth of right return
Q	Standard Special
117	Surface finish

Specification Information

Width dimension (W) refers to width of left-side back edge; depth dimension (D) indicates width of right-side back edge.
 S- 24"D side edge
 D- 30"D side edge
 Specify surface finish.
 1 1/4" curvilinear surfaces are solid core construction with pilot holes at all bracket locations.


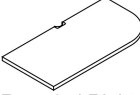
Application Notes

Options L-shaped curvilinear worksurfaces may be supported by left- or right-hand cantilever brackets at the rear corner and cantilever bridging bracket on each side edge. Use mid-span support whenever Options worksurfaces span more than 48".
 L-shape surfaces are veneer or post-formed plastic laminate on both back edges, matching profile T-mold on curvilinear front, and self-edge on sides.
 Curvilinear worksurfaces are available only in 1 1/4" thickness.
 L-shape surfaces are 3/8" less than nominal depth for rear wire clearance or privacy screens.

Morrison Options Worksurfaces, 1 1/4"

J-shape surfaces

Standard Specials Systems

description	w	d	h	pattern no.	lam.	V1	V2
J-shape - Rounded left/right	24"	23 5/8"	1 1/4"	LU1-J24A-(L/R)-Q-()	\$702.	\$858.	\$1,158.
	30"	23 5/8"	1 1/4"	LU1-J30A-(L/R)-Q-()	760.	930.	1,255.
Rounded Left	36"	23 5/8"	1 1/4"	LU1-J36A-(L/R)-Q-()	820.	998.	1,352.
	42"	23 5/8"	1 1/4"	LU1-J42A-(L/R)-Q-()	873.	1,064.	1,434.
Rounded Right	48"	23 5/8"	1 1/4"	LU1-J48A-(L/R)-Q-()	923.	1,128.	1,523.
	54"	23 5/8"	1 1/4"	LU1-J54A-(L/R)-Q-()	1,009.	1,245.	1,691.
	60"	23 5/8"	1 1/4"	LU1-J60A-(L/R)-Q-()	1,092.	1,365.	1,862.
	66"	23 5/8"	1 1/4"	LU1-J66A-(L/R)-Q-()	1,178.	1,484.	2,029.
	72"	23 5/8"	1 1/4"	LU1-J72A-(L/R)-Q-()	1,263.	1,601.	2,200.
	78"	23 5/8"	1 1/4"	LU1-J78A-(L/R)-Q-()	1,346.	1,722.	2,371.
	84"	23 5/8"	1 1/4"	LU1-J84A-(L/R)-Q-()	1,432.	1,838.	2,539.
	90"	23 5/8"	1 1/4"	LU1-J90A-(L/R)-Q-()	1,515.	1,958.	2,709.
	96"	23 5/8"	1 1/4"	LU1-J96A-(L/R)-Q-()	1,601.	2,076.	2,878.

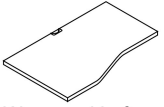

Morrison System

Order Code	Specification Information	Application Notes
Example: LU1-J36A-L-Q-117	1 1/4" curvilinear surfaces are solid core construction with pilot holes at bracket and pedestal locations.	J-shape curvilinear worksurfaces may be used interchangeably in desk and panel system applications. They may be supported by straight desk support or cantilever brackets. J-shapes also require 9" Network end panel in desk or panel planning.
LU1 Worksurface, 1 1/4"		Use flat bracket or bridging bracket to join to adjacent 1 1/4" worksurface. Also specify VDT end support bracket kit for optimal stability of vertical panel behind J-shape worksurface.
J J-shape		J-shape surfaces are post-formed on back edge, matching profile T-mold on curvilinear front, and self-edge on sides.
36 Width	<i>Grommets/no grommets:</i>	J-shapes are available only in plastic laminate, 1 1/4" thickness.
A With grommets	A- Worksurface includes one edge grommet	J-shape surfaces are 3/8" less than nominal depth for wire clearance or privacy screens.
L Left	Specify surface finish.	
Q Standard Special	Edge grommet is centered at rear of worksurface.	
117 Surface finish		

Morrison Options Worksurfaces, 1 1/4"

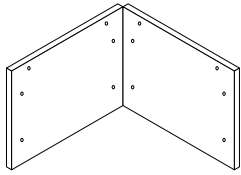
Wave-end surfaces

Standard Specials Systems

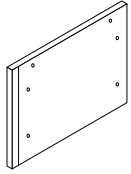
description	width	depth	height	pattern number	lam.
Wave-end left/right 	30"	29 5/8"	1 1/4"	LU1-W30A-(L/R)-Q-()	\$873.
	36"	29 5/8"	1 1/4"	LU1-W36A-(L/R)-Q-()	923.
	42"	29 5/8"	1 1/4"	LU1-W42A-(L/R)-Q-()	976.
	48"	29 5/8"	1 1/4"	LU1-W48A-(L/R)-Q-()	1,032.
Wave-end Left 	54"	29 5/8"	1 1/4"	LU1-W54A-(L/R)-Q-()	1,117.
	60"	29 5/8"	1 1/4"	LU1-W60A-(L/R)-Q-()	1,202.
	66"	29 5/8"	1 1/4"	LU1-W66A-(L/R)-Q-()	1,286.
	72"	29 5/8"	1 1/4"	LU1-W72A-(L/R)-Q-()	1,372.
Wave-end Right	78"	29 5/8"	1 1/4"	LU1-W78A-(L/R)-Q-()	1,456.
	84"	29 5/8"	1 1/4"	LU1-W84A-(L/R)-Q-()	1,541.
	90"	29 5/8"	1 1/4"	LU1-W90A-(L/R)-Q-()	1,626.
	96"	29 5/8"	1 1/4"	LU1-W96A-(L/R)-Q-()	1,711.

Order Code	Specification Information	Application Notes
Example: LU1-W42AL-Q-117	1 1/4" curvilinear surfaces are solid core construction with pilot holes at bracket and pedestal locations.	Options wave-end curvilinear worksurfaces are for panel planning only and cannot be used in conjunction with Network desk supports.
LU1 Options worksurface, 1 1/4"		
W Wave-end curvilinear	<i>Grommets/no grommets:</i>	
42 Width	A- Worksurface includes one edge grommet	Use cantilever bridging bracket to join to adjacent 1 1/4" worksurface.
A With grommets		Wave-end surfaces are post-formed on back edge, matching profile T-mold on curvilinear front, and self-edge on sides.
L Left	Specify surface finish.	
Q Standard Special		Wave-end surfaces are available only in plastic laminate, 1 1/4" thickness.
117 Surface finish	Edge grommet is centered at rear of worksurface.	Wave-end surfaces are nominal 30"D at left or right, and align with 24"D surface at the other end.

description	type	width	depth	height	pattern number	P1	V1	V2
VDT corner panels	Desk height	48"	1 1/4"	24"	MK4-V2448-P/V-Q-()	\$1,666.	\$2,144.	\$3,037.
	Desk height	48"	1 1/4"	26"	MK4-V2648-P/V-Q-()	1,864.	2,398.	3,388.



VDT transitional end panel	Desk height	48"	1 1/8"	24"	MK4-X2448-P/V-Q-()	859.	1,083.	1,491.
	Desk height	48"	1 1/8"	26"	MK4-X2648-P/V-Q-()	886.	1,202.	1,656.



Order Code

Example: **MK4-V2648-P-Q-612**

MK4	Desk panel
V	Desk panel type
26	Height
48	Width
P	Surface type
Q	Standard Special
612	Finish

Specification Information

Surface type:

P-	Painted
V-	Veneer

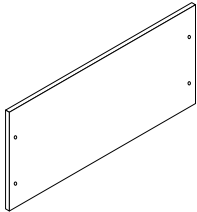
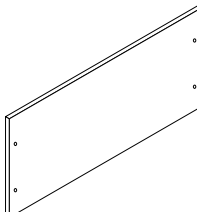
Application Notes

VDT corner panels are wood desk panels ordered and shipped in pairs: one left and one right.

VDT corner end panels include 2 MB1-T brackets, VDT corner end panels/worksurface and bracket MB1-L1, filler/desk end panel.

VDT transitional end panels are used when one back edge of a VDT surface is supported by a vertical panel.

A VDT transitional end panel includes bracket MB1-T, desk end panel/ worksurface. Specify bracket MB1-W 18 or 20(L or R) separately.

description	type	width	depth	height	pattern number	P1	V1	V2
Kneehole filler 	Desk height	18"	1 1/8"	26"	MK4-K1826-P/V-Q-()	\$227.	\$534.	\$828.
		24"	1 1/8"	26"	MK4-K2426-P/V-Q-()	310.	624.	945.
		30"	1 1/8"	26"	MK4-K3026-P/V-Q-()	394.	716.	1,065.
		36"	1 1/8"	26"	MK4-K3626-P/V-Q-()	480.	808.	1,184.
		42"	1 1/8"	26"	MK4-K4226-P/V-Q-()	565.	901.	1,301.
		48"	1 1/8"	26"	MK4-K4826-P/V-Q-()	648.	990.	1,420.
		54"	1 1/8"	26"	MK4-K5426-P/V-Q-()	734.	1,083.	1,539.
		84"	1 1/8"	26"	MK4-K8426-P/V-Q-()	1,160.	1,502.	2,149.
		90"	1 1/8"	26"	MK4-K9026-P/V-Q-()	1,281.	1,661.	2,375.
		96"	1 1/8"	26"	MK4-K9626-P/V-Q-()	1,402.	1,820.	2,601.
		102"	1 1/8"	26"	MK4-K10226-P/V-Q-()	1,527.	1,976.	2,826.
		108"	1 1/8"	26"	MK4-K10826-P/V-Q-()	1,648.	2,134.	3,051.
		114"	1 1/8"	26"	MK4-K11426-P/V-Q-()	1,769.	2,291.	3,278.
		120"	1 1/8"	26"	MK4-K12026-P/V-Q-()	1,892.	2,448.	3,502.
Transitional filler 	Desk height	18"	1 1/8"	26"	MK4-T1826-P/V-Q-()	227.	534.	828.
		24"	1 1/8"	26"	MK4-T2426-P/V-Q-()	310.	624.	945.
		30"	1 1/8"	26"	MK4-T3026-P/V-Q-()	394.	716.	1,065.
		36"	1 1/8"	26"	MK4-T3626-P/V-Q-()	480.	808.	1,184.
		42"	1 1/8"	26"	MK4-T4226-P/V-Q-()	565.	901.	1,301.
		48"	1 1/8"	26"	MK4-T4826-P/V-Q-()	648.	990.	1,420.
		54"	1 1/8"	26"	MK4-T5426-P/V-Q-()	734.	1,083.	1,539.
		84"	1 1/8"	26"	MK4-T8426-P/V-Q-()	1,160.	1,502.	2,149.
		90"	1 1/8"	26"	MK4-T9026-P/V-Q-()	1,281.	1,661.	2,375.
		96"	1 1/8"	26"	MK4-T9626-P/V-Q-()	1,402.	1,820.	2,601.
		102"	1 1/8"	26"	MK4-T10226-P/V-Q-()	1,527.	1,976.	2,826.
		108"	1 1/8"	26"	MK4-T10826-P/V-Q-()	1,648.	2,134.	3,051.
		114"	1 1/8"	26"	MK4-T11426-P/V-Q-()	1,769.	2,291.	3,278.
		120"	1 1/8"	26"	MK4-T12026-P/V-Q-()	1,892.	2,448.	3,502.

Order Code	Specification Information
Example: MK4-T5426-P-Q-612	P- Painted
MK4 Desk panel	V- Veneer
T Desk panel type	
54 Width	
26 Height	
P Surface type	
Q Standard Special	
612 Finish	

Specification Information

P- Painted
V- Veneer

Application Notes

Kneehole filler panels span use between two universal desk end panels to construct a freestanding wood desk.

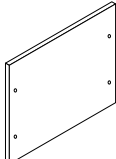
A kneehole panel includes 2 brackets MB1-L1, filler panel/desk end panel.

All 69", 75" and 84" w kneehole filler panels are shipped with a center stabilizing bracket, MB1-AUX-D.

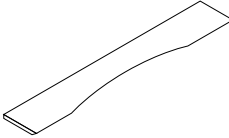
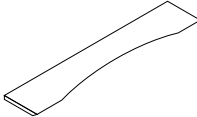
Transitional filler panels are used between a universal desk end panel and a vertical panel.

A transitional filler panel includes bracket MB1-L1, filler panel/desk end panel. Specify bracket MB1-W 18 or 20(L or R) separately.

A transitional filler panel over 84" W is shipped with a center stabilizing bracket, MB1-AUX-D.

description	type	width	depth	height	pattern number	P1	V1	V2
Return filler 	Desk height	18"	1 1/8"	26"	MK4-R1826-P/V-L/R-Q-()	\$559.	\$727.	\$1,034.
		24"	1 1/8"	26"	MK4-R2426-P/V-L/R-Q-()	582.	791.	1,126.
		54"	1 1/8"	26"	MK4-R5426-P/V-L/R-Q-()	793.	1,209.	1,657.
		78"	1 1/8"	26"	MK4-R7826-P/V-L/R-Q-()	1,131.	1,551.	2,198.
		84"	1 1/8"	26"	MK4-R8426-P/V-L/R-Q-()	1,253.	1,722.	2,438.
		90"	1 1/8"	26"	MK4-R9026-P/V-L/R-Q-()	1,374.	1,890.	2,681.
		96"	1 1/8"	26"	MK4-R9626-P/V-L/R-Q-()	1,497.	2,060.	2,920.
		102"	1 1/8"	26"	MK4-R10226-P/V-L/R-Q-()	1,619.	2,230.	3,162.
		108"	1 1/8"	26"	MK4-R10826-P/V-L/R-Q-()	1,740.	2,398.	3,401.
		114"	1 1/8"	26"	MK4-R11426-P/V-L/R-Q-()	1,863.	2,568.	3,642.
		120"	1 1/8"	26"	MK4-R12026-P/V-L/R-Q-()	1,986.	2,739.	3,883.

Order Code	Specification Information	Application Notes
Example: MK4-R2426-P-L-Q-612		
MK4 Desk panel	<i>Return filler panel widths:</i>	Return filler panels provide enclosure between a universal desk end panel and the end panel of a return. Return filler panels may also be connected to a vertical panel to provide enclosure for a desk or machine height return off a panel supported workstation. Specify MB1-FV brackets separately. All 69", 75" and 78"W return filler panels are shipped with a center stabilizing bracket, MB1-AUX-D. A return filler panel includes bracket MB1-L1, filler panel/desk end panel and all connecting hardware.
R Desk panel type	32 3/4"	
24 Width	30"	
26 Height	36"	
P Surface type	38 3/4"	
L Left	44 3/4"	
Q Standard Special	50 3/4"	
612 Paint	48"	
	60"	
	66"	
	72"	
	<i>Bridge filler panel widths:</i>	
	38 1/2"	
	30"	
	36"	
	42"	
	48"	
	60"	
	66"	
	72"	
	<i>Surface type:</i>	
	P- Painted	
	V- Veneer	

description	type	width	depth	height	pattern no.	P2
Full width 	42"	42"	10"	3/4"	MM3-IS42F-Q-()	\$421.
	48"	48"	10"	3/4"	MM3-IS48F-Q-()	497.
	54"	54"	10"	3/4"	MM3-IS54F-Q-()	568.
	84"	84"	10"	3/4"	MM3-IS84F-Q-()	930.
	90"	90"	10"	3/4"	MM3-IS90F-Q-()	1,035.
	96"	96"	10"	3/4"	MM3-IS96F-Q-()	1,142.
Returns 	54"	54"	10"	3/4"	MM3-IS54R-Q-()	502.
	84"	84"	10"	3/4"	MM3-IS84R-Q-()	788.
	90"	90"	10"	3/4"	MM3-IS90R-Q-()	858.
	96"	96"	10"	3/4"	MM3-IS96R-Q-()	930.

Order Code	
Example: MM3-IS54R-612-Q	
MM3	Accessory
IS	Intermediate shelves
54	Width
R	Return
612	Paint finish
Q	Standard Special

Specification Information

Specify paint finish.

Specify return shelves by number that corresponds to total return dimension (depth of desk and width of return).

Application Notes

Intermediate shelves provide an additional level of storage between the worksurface and standard overhead storage.

Use full width intermediate shelves that correspond with actual workstation width.

Intermediate shelves include brackets for cantilever support from vertical panel connector tracks.

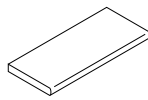
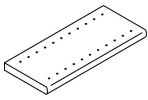
Intermediate shelves may be mounted on 1" increments of height up to 1" from top of panel. Recommended position is 6" - 7" above the worksurface.

Use full width shelves with back panels of the same total width. Add returns to form a continuous "L". Half-round endpiece joins back-to-back shelves over a half-round conference worksurface. Quarter round terminates an intermediate shelf at a straight panel connection.

Intermediate shelves cannot be mounted to freestanding desks or overhead supports.

Morrison shelves and flush counter surface, 1 3/4" panel or wall mounted lam. and ven. shelves

Standard Specials Systems

description	type	w	d	h	pattern no.	lam.	V1	V2
Panel mounted shelves and flush counter surfaces	without holes 	54"	13"	1 3/4"	MS2W5413Q()	\$676.	\$1,206.	\$1,729.
		96"	13"	1 3/4"	MS2W9613Q()	1,065.	1,911.	2,709.
		102"	13"	1 3/4"	MS2W10213Q()	1,149.	2,035.	2,870.
		108"	13"	1 3/4"	MS2W10813Q()	1,231.	2,157.	3,032.
		114"	13"	1 3/4"	MS2W11413Q()	1,318.	2,278.	3,191.
		120"	13"	1 3/4"	MS2W12013Q()	1,402.	2,400.	3,351.
	with holes 	54"	13"	1 3/4"	MS2W5413HQ()	698.	1,228.	1,750.
		96"	13"	1 3/4"	MS2W9613HQ()	1,089.	1,936.	2,724.
		102"	13"	1 3/4"	MS2W10213HQ()	1,172.	2,058.	2,887.
		108"	13"	1 3/4"	MS2W10813HQ()	1,258.	2,178.	3,048.
		114"	13"	1 3/4"	MS2W11413HQ()	1,342.	2,300.	3,209.
		120"	13"	1 3/4"	MS2W12013HQ()	1,429.	2,424.	3,370.

Morrison System

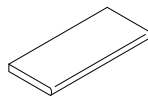
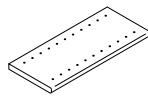
Order Code	Specification Information	Application Notes
Example: MS2-W5413-H-Q-612	<i>Specify paint finish for brackets and steel shelves.</i>	13"D shelves hold binders, books and other reference material. Order brackets and shelf organizers, if applicable, separately.
MS2W Shelf		
54 Width		
13 Depth		
H With holes		
Q Standard Special		
612 Surface finish		Standard 13" deep shelves double as flush counter surfaces. Specify undershelf or transaction shelf brackets for this application. Each set supports a maximum span of 48". Shelves over 60"W require MB1-AUX-S auxiliary support brackets.

All shelf brackets accept task light fixtures with the exception of the transaction shelf brackets MB2-TS(-). Adjacent bookend-style shelf brackets require MB1-TC tie clip to secure full-width task light.

Desk mounted counter surfaces do not accept task lights.

Morrison shelves and flush counter surface, 1 1/4"
panel or wall mounted lam. and ven. shelves

Standard Specials Systems

description	type	w	d	h	pattern no.	lam.	V1	V2
Panel mounted shelves and flush counter surfaces	without holes 	54"	13"	1 1/4"	MS2U5413Q()	\$567.	\$1,007.	\$1,472.
		96"	13"	1 1/4"	MS2U9613Q()	874.	1,484.	2,157.
		102"	13"	1 1/4"	MS2U10213Q()	1,212.	1,823.	2,629.
		108"	13"	1 1/4"	MS2U10813Q()	1,043.	1,652.	2,392.
		114"	13"	1 1/4"	MS2U11413Q()	1,128.	1,737.	2,512.
		120"	13"	1 1/4"	MS2U12013Q()	1,212.	1,823.	2,629.
	with holes 	54"	13"	1 1/4"	MS2U5413HQ()	592.	1,029.	1,494.
		96"	13"	1 1/4"	MS2U9613HQ()	895.	1,500.	2,182.
		102"	13"	1 1/4"	MS2U10213HQ()	980.	1,587.	2,299.
		108"	13"	1 1/4"	MS2U10813HQ()	1,067.	1,671.	2,418.
		114"	13"	1 1/4"	MS2U11413HQ()	1,150.	1,755.	2,535.
		120"	13"	1 1/4"	MS2U12013HQ()	1,236.	1,839.	2,656.

Order Code

Example:	MS2-U-5413-H-Q-612
MS2	Shelf
U	1 1/4" thick
54	Width
13	Depth
H	With holes
Q	Standard Special
612	Surface finish

Specification Information

Specify finish.
Specify suffix H for shelf holes that accept shelf organizers.

Application Notes

Panel mounted shelves are canti-levered from vertical panel connector tracks with bookend or undershelf brackets. 1 1/4" shelves must be midspan supported every 48".
13"D shelves hold binders, books and other reference material. Order brackets and shelf organizers, if applicable, separately.
Bookend-style brackets keep material upright when vertical panels are not used at the ends of shelves (brackets are shipped in pairs.)

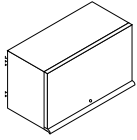
Standard 13" deep shelves double as flush counter surfaces. Specify undershelf brackets or desk-mount stanchions for this application.
All shelves accept task lights. Adjacent bookend-style shelves require MB1-TC tie clip to secure full width task light.
Transaction shelf brackets support panel-mounted shelves without holes. Each set supports a maximum span of 48".

Morrison Overhead cabinets

panel and desk mounted

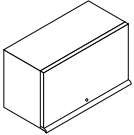
Standard Specials Systems

description	locks	w	d	h	pattern no.	P1	V1	V2
Painted or veneer front, panel mounted		24"	14"	17 ³ / ₄ "	MO8-24-()-()-N-L-Q	\$1,250.	\$1,481.	\$1,659.
		24"	14"	17 ³ / ₄ "	MO8-24-()-()-N-N-Q	1,133.	1,372.	1,550.



shown with lock

Painted or veneer front, stanchion mounted		24"	14"	17 ³ / ₄ "	MO8-N24-()-()-N-L-Q	1,250.	1,481.	1,659.
		24"	14"	17 ³ / ₄ "	MO8-N24-()-()-N-N-Q	1,133.	1,372.	1,550.



shown with lock

Morrison System

Order Code

Example: **MO8-N24-612-612-N-N-Q**

MO8	Overhead cabinet
N	Network mounted
24	Width
612	Paint finish for case
612	Surface finish for door
N	Black pulls
N	No lock
Q	Standard Special

Specification Information

Specify finish for case and front.

Order overhead cabinet locks with a KnollKey order form.

Interior shelves have slots for vertical dividers. Order vertical dividers separately.

Desk mounted MO8 overheads align with 64"H panel and vertical storage.

Overhead cabinet door pulls are matte black.

Overhead cabinets are hung from vertical panels with removable brackets. Cabinet door recedes within cabinet to allow use of top of overhead for storage or lighting.

Application Notes

Stanchion mounted overhead cabinets attach to overhead supports. Specify overhead backs separately for finished appearance in back-to-back or exposed applications.

Specify conversion kit MO7-SMB only if converting panel hung overheads to stanchion mounted.

Wall-mounting Morrison overhead cabinets: Use MO8-WMR to mount up to 120" of MO8 overheads. Specify one MO8-WMB for each overhead.

For Options overheads or Morrison or Options shelves, use MO6-WMSK to wall mount up to 9' of shelves or overheads. Kit includes wall mount rail and one vertical standard. Specify one additional MO6 WMSB for each shelf or overhead. Morrison shelves also require MB1-B13 shelf brackets.

Wall mount rails may be trimmed to length.

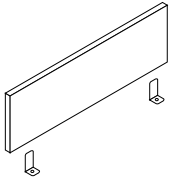
Specify conversion kit MO7-PMB only if converting stanchion mounted overheads to panel hung.

Wall mount wire manager is two-part wire concealment kit, 22"H.

Morrison Network privacy screen back screens

Standard Specials Systems

description	w	d	h	pattern no.	10	15	20	30	35	40	45
Back of worksurface screens to 42"H	24"	3/4"	15"	MZ1-B2415-(-)-Q	\$268.	\$302.	\$308.	\$340.	\$360.	\$382.	\$441.
	24"	3/4"	19"	MZ1-B2419-(-)-Q	341.	370.	382.	417.	441.	456.	497.
	24"	3/4"	22"	MZ1-B2422-(-)-Q	417.	438.	451.	497.	521.	535.	671.



Order Code

Example:	MZ1-B2415-15-W210/20-Q
MZ1	Morrison Network privacy screen
B	Back of worksurface
24	Width
15	Height
15	Surface type and group no.
W210/20	Upholstery
Q	Standard Special

Specification Information

Surface type:

10-	Fabric group 10
15-	Fabric group 15
20-	Fabric group 20
30-	Fabric group 30
35-	Fabric group 35
40-	Fabric group 40
45-	Fabric group 45

Back of worksurface screens provide visual barrier and tackable surface from underside of worksurface to a height of 42", 46" or 49".

Screen widths should correspond to straight worksurface width, or sum of VDT corner and return widths.

Use back of worksurface screen for VDT applications where one side is backed by a vertical panel.

VDT worksurfaces will accept back screens on only one back edge.

Back screens may not be used at the end of a straight worksurface; use end screens in this application.

Privacy screens are not available in a combination of fabrics.

Back of worksurface screens are full dimension: two smaller screens may be substituted for a larger one. For example, if using fabric grades 20-70, specify two 36" screens for a 72" surface.

Between back-to-back straight or VDT worksurfaces specify a single 3/4" back screen. This allows back-to-back 23 5/8"D or 29 5/8"D worksurfaces to plan on a precise 6" module.

15" high screens are used for a 42" horizon.

19"H screens are used to fill in space between worksurface and Morrison overhead.

22"H screens fill the space between worksurface and Reuter overhead.

All but shared end screens start at the bottom of the worksurface.

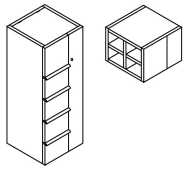
Privacy screens are supported by brackets fastened at worksurface inserts. Privacy screens include mounting brackets, insert kit, and stiffener clip.

For replacement screen stiffeners see Accessories page.

Privacy screens may be specified to achieve ASTM E-84 Class "A" flamespread rating.

Morrison vertical storage options kiosk

description	width	depth	height	pattern number	Paint
Options Kiosk	24"	24"	18"	LV3-S18S-(L/R)-()-Q	\$1,776.
	24"	24"	56"	LV3-S56-(L/R)-()-Q	5,523.
	24"	30"	64"	LV3-D64-(L/R)-()-Q	5,979.
	30"	24"	64"	LV3-W64-(L/R)-()-Q	7,455.

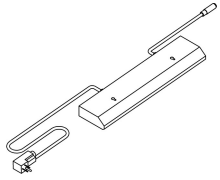


Order Code	Specification Information	Application Notes
Example: MV3-D64F-R612-Q	<i>Specify Melamine finishes for sides, top, and back of Options Kiosk.</i>	
MV3 Vertical storage		
D 30" deep		
64 Height	Options Kiosk fronts may be specified in any standard Morrison painted finish. Sides, top and back are available in melamine only. Kiosk storage is available in full painted finishes only.	Options Kiosks are freestanding wood construction vertical storage with four Morrison file drawers, hinged door cabinet, and coat storage with door. Options Kiosks have painted fronts and melamine sides, back and interior. The melamine top is finished, with lock cams and a few pilot holes visible.
F Front access		
R Right door hinge		
612 Case and front finish		
Q Standard Special		
	S- 24"W x 24"D D- 24"W x 30"D L- Hinged door for coats (shelves) on left R- Hinged door for coats (shelves) on right	Kiosks are identical to Options kiosks but painted on all surfaces. 64"H Kiosks include cabinet with hinged door over the file drawers. 18"H top cabinet attaches to 56"H Kiosk to create 74"H storage unit. Top cabinet includes front access hinged door storage over the coat storage and open shelves accessible from the sides.
	All kiosks have KnollKey lock for door, and internal sliding lock switch for files.	File supports for kiosk drawers must be ordered separately.
		Flat top caps may be specified separately to coordinate with Morrison panel top caps; vault-shaped cupolas may also be used to prevent storage above kiosk. Kiosk back panels and extended depth top caps or cupolas are used with adjacent vertical panels. Back panel is notched to connect to panel with brackets and trim included. Specify straight connector track same height as vertical panel, and hi/low top cap for post configurations, in width of adjacent panel.

Morrison Network T5 Task Light Daisy Chain

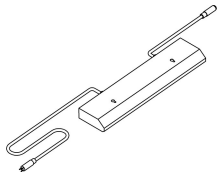
Standard Specials Systems

description	type	w	d	h	pattern no.	Standard	Advanced
Task Light, starter 9 ft. cord, fused male plug 1 ft. cord, female plug	Use with 24" and wider overhead	19"	4"	1 1/2"	MN2T5E19()DCS()Q	\$475.	n/a
	Use with 30" and wider overhead	25"	4"	1 1/2"	MN2T5E25()DCS()Q	492.	735.
	Use with 42" and wider overhead	37"	4"	1 1/2"	MN2T5E37()DCS()Q	539.	767.
	Use with 60" and wider overhead	49"	4"	1 1/2"	MN2T5E49()DCS()Q	630.	788.



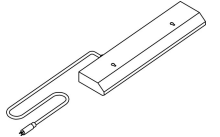
left hand shown

Task Light, adder 2 ft. cord, male plug 1 ft. cord, female plug	Use with 24" and wider overhead	19"	4"	1 1/2"	MN2T5E19()DCA()Q	516.	n/a
	Use with 30" and wider overhead	25"	4"	1 1/2"	MN2T5E25()DCA()Q	537.	781.
	Use with 42" and wider overhead	37"	4"	1 1/2"	MN2T5E37()DCA()Q	583.	811.
	Use with 60" and wider overhead	49"	4"	1 1/2"	MN2T5E49()DCA()Q	674.	833.



left hand shown

Task Light, ender 2 ft. cord, male plug	Use with 24" and wider overhead	19"	4"	1 1/2"	MN2T5E19()DCE()Q	362.	n/a
	Use with 30" and wider overhead	25"	4"	1 1/2"	MN2T5E25()DCE()Q	380.	624.
	Use with 42" and wider overhead	37"	4"	1 1/2"	MN2T5E37()DCE()Q	428.	654.
	Use with 60" and wider overhead	49"	4"	1 1/2"	MN2T5E49()DCE()Q	519.	675.

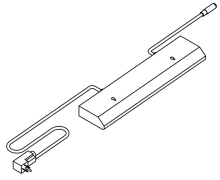


left hand shown

Order Code	Specification Information	Application Notes
Example: MN2T5E19SDCSLQ	<i>Specify:</i>	Task lights mount into the recess in the underside of overhead cabinets and shelves at least 6" wider than task light width.
MN2 Task Light	Width - Task Lights mount in cabinets and shelves at least 5" wider than light width.	Morrison Network task lights are mounted inside the horizontal beam of the overhead support.
T5 T5 lamp	1. Type: (S) Standard (A) Advanced	Task light cord may be managed in either stanchion to desk support wireway.
E Electronic ballast	2. Handedness L= Left handed (male plug on user's left side) R=Right handed (male plug on user's right side)	Maximum total in a chain = (1) starter + (3) adders + (1) ender.
19 Width	All housings are black.	Task lights include T5 cool white (4100K) fluorescent lamp, electronic ballast, prismatic lens, rocker switch, one cord exit management clip and mounting hardware.
S Standard		Task lights are TCLP compliant and meet requirements of California Title 24.
DC Daisy chain		Advanced task lights are fitted with ballast and lamp compliant with LEED requirements.
S Starter		
L Left handed		
Q Special		

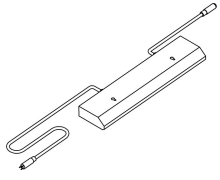
Morrison Options T5 Task Light Daisy Chain

description	type	w	d	h	pattern no.	Standard	Advanced
Task Light, starter 9 ft. cord, fused male plug 1 ft. cord, female plug	Use with 24" and wider overhead	19"	4"	1 1/2"	LL2T5E19()DCS()Q	\$415.	n/a
	Use with 30" and wider overhead	25"	4"	1 1/2"	LL2T5E25()DCS()Q	476.	735.
	Use with 42" and wider overhead	37"	4"	1 1/2"	LL2T5E37()DCS()Q	509.	767.
	Use with 60" and wider overhead	49"	4"	1 1/2"	LL2T5E49()DCS()Q	568.	788.



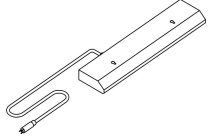
left hand shown

Task Light, adder 2 ft. cord, male plug 1 ft. cord, female plug	Use with 24" and wider overhead	19"	4"	1 1/2"	LL2T5E19()DCA()Q	458.	n/a
	Use with 30" and wider overhead	25"	4"	1 1/2"	LL2T5E25()DCA()Q	519.	781.
	Use with 42" and wider overhead	37"	4"	1 1/2"	LL2T5E37()DCA()Q	553.	811.
	Use with 60" and wider overhead	49"	4"	1 1/2"	LL2T5E49()DCA()Q	612.	833.



left hand shown

Task Light, ender 2 ft. cord, male plug	Use with 24" and wider overhead	19"	4"	1 1/2"	LL2T5E19()DCE()Q	302.	n/a
	Use with 30" and wider overhead	25"	4"	1 1/2"	LL2T5E25()DCE()Q	363.	624.
	Use with 42" and wider overhead	37"	4"	1 1/2"	LL2T5E37()DCE()Q	396.	654.
	Use with 60" and wider overhead	49"	4"	1 1/2"	LL2T5E49()DCE()Q	455.	675.



left hand shown

Order Code	Specification Information	Application Notes
Example: LL2T5E19SDCSLQ	<i>Specify:</i>	Task lights mount into the recess in the underside of overhead cabinets and shelves at least 6" wider than task light width.
LL2 Task Light	Width - Task Lights mount in cabinets and shelves at least 5" wider than light width.	Maximum total in a chain = (1) starter + (3) adders + (1) ender.
T5 T5 lamp	1. Type: (S) Standard (A) Advanced	Task lights include T5 cool white (4100K) fluorescent lamp, electronic ballast, prismatic lens, rocker switch, one cord exit management clip and mounting hardware.
E Electronic ballast	2. Handedness: L= Left handed (male plug on user's left side) R=Right handed (male plug on user's right side)	Task light cordset is center exit. On smaller units cord exit is off-center, but still not handed.
19 Width	All housings are black.	Task lights are TCLP compliant and meet requirements of California Title 24.
S Standard		Advanced task lights are fitted with ballast and lamp compliant with LEED requirements.
DC Daisy chain		
S Starter		
L Left handed		
Q Special		

Wood Finishes

V1 Techwood

Natural Edge	Synthetic Edge	Finish
Y316	S316	Maple
Y319	S319	Cherry
Y323	S323	Medium Walnut
Y326	S326	Dark Mahogany
Y329	S329	Medium Oak
Y342	S342	Medium Teak *
Y344	S344	Espresso
Y811	S811	Natural
Y821	S821	Blond Maple
Y831	S831	Light Cherry
Y851	S851	Black Oak
Y881	S881	Light Walnut
Y882	S882	Dove Grey *
Y883	S883	Pangar Wenge

V2 Natural Veneers / Premium Techwood

Natural Edge	Synthetic Edge	Finish
V312	R312	Bronze Cherry
V316	R316	Maple
V319	R319	Medium Cherry
V411	R411	Light Walnut
V412	R412	Natural Cherry
V413	R413	Sand Oak (Open pore)
V414	R414	Natural Oak
V415	R415	Peacock Green Walnut
V417	R417	Old English Walnut
V421	R421	Chalk Oak
V423	R423	Light Oak
V433	R433	Light Fawn Cherry
V436	R436	Medium Brown Cherry
V439	R439	Straight Anigre

V2 Natural Veneers / Premium Techwood (cont.)

Natural Edge	Synthetic Edge	Finish
V440	R440	Natural Hemlock (QC)
Y841	S841	Ebony (Open pore)*
Y861	S861	Grigio (Open pore)*
Y884	S884	White Pine (Open pore)*

V3 Premium Veneer

Natural Edge	Synthetic Edge	Finish
V512	R512	Figured Anigre
V514	R514	Makore
V515	R515	Figured Sycamore
V517	R517	Natural Sapele
V518	R518	Natural Chestnut

***Note:**

- Finishes with * are NOT available on Reff Optional Edges.
- All finishes shift in color over time, this natural aging process varies by material.
- Synthetic Edge option is available on worksurfaces, only.

Laminates

Core Laminate

Surface / Edge

111	Jet Black
114	Folkstone Grey
115	Medium Grey
117	Soft Grey
118	Bright White
119	Pumice
121	Micro Grey *
122	Brushed Sand *
123	Brushed Grey *
128	Fog
129	Micro Sand *

*121, 122, 123, 129 Not available with matching edge option, and only available on worksurfaces.

*121, 122, 123, 129 Not available for Panel post covers, post caps, top trims, end trims.

LW Marker Board - Available for panels, Task panels and sliding display boards.

Note: All core Laminate worksurfaces are available with optional edge finish. (unless otherwise noted)
ie; A worksurface in 118, can have 139 edge finish.

Wood Grain Laminates

Surface / Edge

124	Medium Chery
125	Natural Maple
126	Natural Cherry
127	Walnut
139	Light Ash
140	Warm Ash
141	Whitened Ash
142	Grey Ash
143	Classic Oak
144	Graphite Pear
145	Zebra

Wood Grain Laminates are NOT available on the following components:

- Storage with J Pull option
- Administrative and Reception products
- Worksurfaces with optional edge profiles
- Panel post covers, post caps, top trims, end trims and screen doors

Impact Resistant Laminate

Core & Wood Grain Laminates

Surface / Edge

911	Jet Black
914	Folkstone Grey
917	Soft Grey
918	Bright White
919	Pumice
924	Medium Cherry
925	Natural Maple
926	Natural Cherry
927	Walnut
928	Fog

Note: The Rules of Core and Wood grain Laminates, applies to the Impact Resistant Laminates.

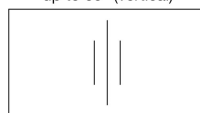
*25% Upcharge applies to the laminate pricing for the Impact Resistant Laminates.

Important Note:

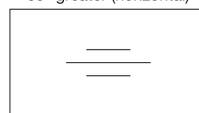
Laminate wood grain direction depends on the width of the product.

For any vertical surface, ie; modesty panels, overheads and hutches, **up to 60"** wide, the laminate wood grain direction will be **vertical**. For any vertical surface **greater than 60"** wide, the laminate wood grain direction is **horizontal**.

up to 60" (vertical)

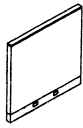

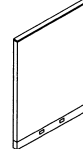


60" greater (horizontal)



Note: Pedestals and Cabinets with metal interior, when specified in "Wood Grain Laminate" or "Veneer", the shelves are painted black.

Reff Panels
Monolithic
 34", 42" and 49" high

description	h	w	pattern no.	V1	V2	V3
Wood/Wood Regular Accoustics		18"	QR3B0P (11/22/33) 3418 () ()	\$929.	\$954.	\$1,286.
		20"	QR3B0P (11/22/33) 3420 () ()	929.	954.	1,286.
		24"	QR3B0P (11/22/33) 3424 () ()	991.	1,018.	1,374.
		30"	QR3B0P (11/22/33) 3430 () ()	1,062.	1,092.	1,475.
		36"	QR3B0P (11/22/33) 3436 () ()	1,129.	1,161.	1,567.
		42"	QR3B0P (11/22/33) 3442 () ()	1,301.	1,338.	1,805.
		48"	QR3B0P (11/22/33) 3448 () ()	1,351.	1,390.	1,874.
	42"	18"	QR3B0P (11/22/33) 4218 () ()	821.	848.	1,143.
		20"	QR3B0P (11/22/33) 4220 () ()	821.	848.	1,143.
		24"	QR3B0P (11/22/33) 4224 () ()	833.	857.	1,157.
		30"	QR3B0P (11/22/33) 4230 () ()	998.	1,030.	1,391.
		36"	QR3B0P (11/22/33) 4236 () ()	1,083.	1,112.	1,502.
		42"	QR3B0P (11/22/33) 4242 () ()	1,206.	1,236.	1,670.
		48"	QR3B0P (11/22/33) 4248 () ()	1,322.	1,360.	1,838.
		60"	QR3B0P (11/22/33) 4260 () () *	1,439.	1,480.	1,999.
		66"	QR3B0P (11/22/33) 4266 () () *	1,492.	1,535.	2,075.
	49"	18"	QR3B0P (11/22/33) 4918 () ()	912.	938.	1,267.
		20"	QR3B0P (11/22/33) 4920 () ()	912.	938.	1,267.
		24"	QR3B0P (11/22/33) 4924 () ()	938.	1,030.	1,391.
		30"	QR3B0P (11/22/33) 4930 () ()	1,129.	1,161.	1,567.
		36"	QR3B0P (11/22/33) 4936 () ()	1,219.	1,254.	1,690.
		42"	QR3B0P (11/22/33) 4942 () ()	1,345.	1,384.	1,868.
		48"	QR3B0P (11/22/33) 4948 () ()	1,522.	1,561.	2,107.
		60"	QR3B0P (11/22/33) 4960 () () *	1,642.	1,687.	2,278.
		66"	QR3B0P (11/22/33) 4966 () () *	1,695.	1,702.	2,296.
		72"	QR3B0P (11/22/33) 4972 () () *	1,749.	1,798.	2,427.



Reff System

Order Code	Specification Information	Application Notes
Example: QR3B0PLL3418-A4K	<i>To order please specify pattern number including:</i>	
QR3 Reff Generation 3 Special	1. Top trim profile	1. Top trim profile: A = Flat B = Square C = Bullnose E = Extruded aluminum, anodized finish only
B0 No Beltway	2. Base height	2. Base height: 4 = 4" base height 6 = 6" base height (add \$50 per panel for this option)
P Monolithic panel	3. Knockout option (K = with knockouts, N = without knockouts)	Applicable finishes are listed on page 86.
LL Lamination on both sides	4. Panel side 1 finish(s) inside	Product on this page will accept wood grain laminate where laminate is currently an option.
34 34" high	5. Panel side 2 finish(s) outside	
18 18" wide	6. Top trim finish	
(A) Flat style top trim	7. Base finish	
(4) 4" base height	8. <i>Optional:</i> specify (M) for panel frame to be milled for ported components. \$15 list upcharge applicable	
(K) Include knockouts in base		
118 Laminate selection - side 1		All panels on this page accept stacking modules except those indicated with an asterisk.
118 Laminate selection - side 2		6" Raceway option increases panel height by 2 3/4".
V316 Maple (top trim finish)		All panels on this page have no high acoustical option or Beltway option.
118 Bright White (base finish)		Product on this page can be attached to posts 34"H, other 34", 42", 49", 64", and 79" panels without beltway. To attach 34"H panels to Beltway posts over 34"H, order appropriate attachment kit from standard Reff price list.
		79"H hookstrip reveal strips are ordered separately from page the standard Reff price list at no charge.
		* These panel widths do not accept stacking modules.

Reff Panels

Monolithic

64" and 79" high

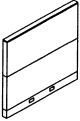
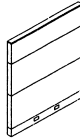
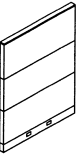
description	h	w	pattern no.	V1	V2	V3
Wood/Wood Regular Acoustics		18"	QR3B0P (11/22/33) 6418 () ()	\$1,087.	\$1,115.	\$1,505.
		20"	QR3B0P (11/22/33) 6420 () ()	1,087.	1,115.	1,505.
		24"	QR3B0P (11/22/33) 6424 () ()	1,187.	1,220.	1,646.
		30"	QR3B0P (11/22/33) 6430 () ()	1,344.	1,383.	1,867.
		36"	QR3B0P (11/22/33) 6436 () ()	1,449.	1,492.	2,016.
		42"	QR3B0P (11/22/33) 6442 () ()	1,606.	1,653.	2,232.
		48"	QR3B0P (11/22/33) 6448 () ()	1,808.	1,862.	2,514.
		60"	QR3B0P (11/22/33) 6460 () () *	1,961.	2,016.	2,719.
		66"	QR3B0P (11/22/33) 6466 () () *	2,026.	2,084.	2,816.
		72"	QR3B0P (11/22/33) 6472 () () *	2,095.	2,156.	2,910.
		18"	QR3B0P (11/22/33) 7918 () () *	1,366.	1,409.	1,900.
		20"	QR3B0P (11/22/33) 7920 () () *	1,363.	1,409.	1,900.
		24"	QR3B0P (11/22/33) 7924 () () *	1,497.	1,540.	2,079.
		30"	QR3B0P (11/22/33) 7930 () () *	1,689.	1,739.	2,346.
		36"	QR3B0P (11/22/33) 7936 () () *	1,838.	1,893.	2,554.
		42"	QR3B0P (11/22/33) 7942 () () *	2,036.	2,095.	2,828.
		48"	QR3B0P (11/22/33) 7948 () () *	2,276.	2,341.	3,160.
		60"	QR3B0P (11/22/33) 7960 () () *	2,449.	2,522.	3,402.
		66"	QR3B0P (11/22/33) 7966 () () *	2,501.	2,571.	3,471.
		72"	QR3B0P (11/22/33) 7972 () () *	2,548.	2,623.	3,544.

Order Code	Specification Information	Application Notes
Example: QR3B0PLL3418-A4K	<i>To order please specify pattern number including:</i>	
QR3 Reff Generation 3 Special	1. Top trim profile	1. Top trim profile: A = Flat B = Square C = Bullnose E = Extruded aluminum, anodized finish only
B0 No Beltway	2. Base height	2. Base height: 4 = 4" base height 6 = 6" base height (add \$50 per panel for this option)
P Monolithic panel	3. Knockout option (K = with knockouts, N = without knockouts)	Applicable finishes are listed on page 86.
LL Laminate on both sides	4. Panel side 1 finish(s) inside	Product on this page will accept wood grain laminate where laminate is currently an option.
34 34" high	5. Panel side 2 finish(s) outside	
18 18" wide	6. Top trim finish	
(A) Flat style top trim	7. Base finish	
(4) 4" base height	8. <i>Optional:</i> specify (M) for panel frame to be milled for ported components. \$15 list upcharge applicable	
(K) Include knockouts in base		
118 Laminate selection - side 1		All panels on this page accept stacking modules.
118 Laminate selection - side 2		6" Raceway option increases panel height by 2 3/4".
V316 Maple (top trim finish)		All panels on this page have no high acoustical option or Beltway option except those indicated with an asterisk.
118 Bright White (base finish)		Product on this page can be attached to posts 34"H, other 34", 42", 49", 64", and 79" panels without beltway. To attach 34"H panels to Beltway posts over 34"H, order appropriate attachment kit from the standard Reff price list.
		79"H hookstrip reveal strips are ordered separately from page standard Reff price list at no charge.
		* These panel widths do not accept stacking modules.

Reff Panels

Tiled

34", 42" and 49" High

description	h	w	pattern no.	V1	V2	V3
Wood/Wood Regular Acoustics		18"	QR3B0T (11/22/33) 3418 () ()	\$1,033.	\$1,063.	\$1,435.
		20"	QR3B0T (11/22/33) 3420 () ()	1,033.	1,063.	1,435.
		24"	QR3B0T (11/22/33) 3424 () ()	1,104.	1,136.	1,531.
		30"	QR3B0T (11/22/33) 3430 () ()	1,175.	1,205.	1,631.
		36"	QR3B0T (11/22/33) 3436 () ()	1,243.	1,278.	1,726.
		42"	QR3B0T (11/22/33) 3442 () ()	1,413.	1,454.	1,965.
		48"	QR3B0T (11/22/33) 3448 () ()	1,458.	1,500.	2,024.
		18"	QR3B0T (11/22/33) 4218 () ()	1,161.	1,193.	1,610.
		20"	QR3B0T (11/22/33) 4220 () ()	1,161.	1,193.	1,610.
		24"	QR3B0T (11/22/33) 4224 () ()	1,233.	1,268.	1,713.
		30"	QR3B0T (11/22/33) 4230 () ()	1,317.	1,355.	1,830.
		36"	QR3B0T (11/22/33) 4236 () ()	1,392.	1,430.	1,933.
		42"	QR3B0T (11/22/33) 4242 () ()	1,554.	1,595.	2,156.
		48"	QR3B0T (11/22/33) 4248 () ()	1,628.	1,674.	2,260.
		18"	QR3B0T (11/22/33) 4918 () ()	1,299.	1,337.	1,804.
		20"	QR3B0T (11/22/33) 4920 () ()	1,299.	1,337.	1,804.
		24"	QR3B0T (11/22/33) 4924 () ()	1,378.	1,416.	1,911.
		30"	QR3B0T (11/22/33) 4930 () ()	1,473.	1,516.	2,046.
		36"	QR3B0T (11/22/33) 4936 () ()	1,554.	1,595.	2,156.
		42"	QR3B0T (11/22/33) 4942 () ()	1,731.	1,782.	2,404.
		48"	QR3B0T (11/22/33) 4948 () ()	1,818.	1,873.	2,530.

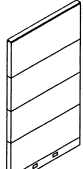
Reff System

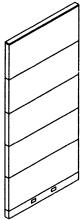
Order Code	Specification Information	Application Notes
Example: QR3B0TFF3418-A4K	<i>To order please specify pattern number including:</i>	
QR3 Reff Generation 3 Special	1. Top trim profile 2. Base height 3. Knockout option (K = with knockouts, N = without knockouts)	34" h add per panel: \$30 for 18w and 20w \$32 for 24w and 30w \$34 for 36w and 42w \$46 for 48w
B0 No Beltway	4. Panel side 1 finish(s) inside 5. Panel side 2 finish(s) outside 6. Top trim finish 7. Base finish	42" h add per panel: \$52 for 18w and 20w \$58 for 24w and 30w \$70 for 36w and 42w \$86 for 48w
T Tiled panel	8. <i>Optional:</i> specify (M) for panel frame to be milled for ported components. \$15 list upcharge applicable	49" h add per panel: \$52 for 18w and 20w \$58 for 24w and 30w \$70 for 36w and 42w \$86 for 48w
FF Fabric on both sides		All panels on this page have no high acoustical option or Beltway option. Product on this page can be attached to posts 34"H, other 34", 42", 49", 64", and 79" panels without beltway. To attach 34" high panels to Beltway posts, order appropriate attachment kits from page standard Reff price list.
34 34" high		The panels on this page will accept stacking modules to increase their height on 18" to 48"W panels only. The 60" to 72"W panels will not accept stacking modules on top of themselves.
18 18" wide		79"H hookstrip reveal strips are ordered separately from standard Reff price list at no charge.
A Flat style top trim		
4 4" base height		
K Include knockouts in base		
W281 Fabric selection - side 1		
W281 Fabric selection - side 2		
V316 Maple (top trim finish)		
111 Jet Black (base finish)		
	1. <i>Top trim profile:</i> A = Flat B = Square C = Bullnose E = Extruded Aluminum, anodized finish only 2. <i>Base height:</i> 4 = 4" base height 6 = 6" base height (add \$50 per panel) 3. <i>Tile divider: (E option) applies to both sides</i>	6" Raceway option increases panel height by 2 3/4". Applicable finishes are listed on page 86. Product on this page will accept wood grain laminate where laminate is currently an option.

Reff Panels

Tiled

64" and 79" High

description	h	w	pattern no.	V1	V2	V3
Wood/Wood Regular Acoustics		18"	QR3B0T (11/22/33) 6418 () ()	\$1,519.	\$1,562.	\$2,108.
		20"	QR3B0T (11/22/33) 6420 () ()	1,519.	1,562.	2,108.
		24"	QR3B0T (11/22/33) 6424 () ()	1,609.	1,655.	2,236.
		30"	QR3B0T (11/22/33) 6430 () ()	1,716.	1,762.	2,381.
		36"	QR3B0T (11/22/33) 6436 () ()	1,807.	1,861.	2,510.
		42"	QR3B0T (11/22/33) 6442 () ()	2,026.	2,084.	2,816.
		48"	QR3B0T (11/22/33) 6448 () ()	2,127.	2,188.	2,952.

	18"	QR3B0T (11/22/33) 7918 () ()	1,890.	1,943.	2,621.
	20"	QR3B0T (11/22/33) 7920 () ()	1,890.	1,943.	2,621.
	24"	QR3B0T (11/22/33) 7924 () ()	1,997.	2,055.	2,774.
	30"	QR3B0T (11/22/33) 7930 () ()	2,095.	2,156.	2,910.
	36"	QR3B0T (11/22/33) 7936 () ()	2,198.	2,263.	3,055.
	42"	QR3B0T (11/22/33) 7942 () ()	2,460.	2,531.	3,416.
	48"	QR3B0T (11/22/33) 7948 () ()	2,569.	2,644.	3,572.

Order Code

Example: QR3B0TFF3418-A4K	
QR3	Reff Generation 3 Special
B0	No Beltway
T	Tiled panel
FF	Fabric on both sides
34	34" high
18	18" wide
A	Flat style top trim
4	4" base height
K	Include knockouts in base
W281	Fabric selection - side 1
W281	Fabric selection - side 2
V316	Maple (top trim finish)
111	Jet Black (base finish)

To order please specify pattern number including:

1. Top trim profile
2. Base height
3. Knockout option
(K = with knockouts,
N = without knockouts)
4. Panel side 1 finish(s) inside
5. Panel side 2 finish(s) outside
6. Top trim finish
7. Base finish
8. *Optional:* specify (M) for panel frame to be milled for ported components. \$15 list upcharge applicable

1. *Top trim profile:*

A = Flat
B = Square
C = Bullnose
E = Extruded Aluminum, anodized finish only

2. *Base height:*

4 = 4" base height
6 = 6" base height (add \$50 per panel)

3. *Tile divider: (E option) applies to both sides*

64" h add per panel:
\$80 for 18w and 20w
\$88 for 24w and 30w
\$98 for 36w and 42w
\$130 for 48w

79" h add per panel:
\$106 for 18w and 20w
\$122 for 24w and 30w
\$130 for 36w and 42w
\$174 for 48w

All panels on this page accept stacking modules.

6" Raceway option increases panel height by 2³/₄".

Applicable finishes are listed on page 86.

Product on this page will accept wood grain laminate where laminate is currently an option.

Application Notes



All panels on this page have no high acoustical option or Beltway option. Product on this page can be attached to posts 34"H, other 34", 42", 49", 64", and 79" panels without beltway. To attach 34" high panels to Beltway posts, order appropriate attachment kits from the standard Reff price list.

The panels on this page will accept stacking modules to increase their height on 18" to 48"W panels only. The 60" to 72"W panels will not accept stacking modules on top of themselves.

79"H hookstrip reveal strips are ordered separately from the standard Reff price list at no charge.

Reff Panels

Stacking modules and Slatwall

description	height	width	pattern no.	Paint	AA	V1	V2	V3
Wood/Wood Regular Acoustics 	8"	18"	QR3S (11/22/33) 0818 () ()			\$332.	\$341.	\$462.
	8"	20"	QR3S (11/22/33) 0820 () ()			332.	341.	462.
	8"	24"	QR3S (11/22/33) 0824 () ()			345.	354.	479.
	8"	30"	QR3S (11/22/33) 0830 () ()			382.	393.	530.
	8"	36"	QR3S (11/22/33) 0836 () ()			422.	436.	587.
	8"	42"	QR3S (11/22/33) 0842 () ()			454.	469.	633.
	8"	48"	QR3S (11/22/33) 0848 () ()			488.	502.	681.
	15"	18"	QR3S (11/22/33) 1518 () ()			447.	460.	621.
	15"	20"	QR3S (11/22/33) 1520 () ()			447.	460.	621.
	15"	24"	QR3S (11/22/33) 1524 () ()			470.	483.	651.
	15"	30"	QR3S (11/22/33) 1530 () ()			521.	533.	720.
	15"	36"	QR3S (11/22/33) 1536 () ()			565.	583.	787.
	15"	42"	QR3S (11/22/33) 1542 () ()			617.	637.	858.
	15"	48"	QR3S (11/22/33) 1548 () ()			662.	683.	920.
	Slatwall 	15"	18"	QR2 SLAT 1518 ()	241.	288.		
15"		20"	QR2 SLAT 1520 ()	257.	303.			
15"		24"	QR2 SLAT 1524 ()	278.	327.			
15"		30"	QR2 SLAT 1530 ()	335.	395.			
15"		36"	QR2 SLAT 1536 ()	372.	441.			
15"		42"	QR2 SLAT 1542 ()	431.	508.			
15"		48"	QR2 SLAT 1548 ()	487.	576.			

Available in anodized aluminum (AA) & painted finishes
Screws directly to panel frame

Order Code

Example:	QR3SLL0820
QR3	Reff Generation 3
S	Stacking module
LL	Laminate/Laminate
08	8" high
20	20" wide
118	Laminate selection - side 1
118	Laminate selection - side 2

Specification Information

- To order please specify:*
1. Pattern number including height and width
 2. Panel side 1 finish
 3. Panel side 2 finish

Product on this page will accept wood grain laminate where laminate is currently an option.

Application Notes

- * Not for use on 79"H panels.
- ** Suitable only for top of any panel. Cannot be stacked upon.
- 8" module will not accept additional modules on top.
- Use of 8" module on panel heights other than 34" h will require custom end trims and Hi-Lo parts.
- Stacking modules on this page are high acoustic with a hard board septum and fiberglass.
- Slatwall can be retrofitted on Reff panels only and is not compatible with other product lines.

Reff Panels

Midspan Off-set T-connectors

Standard Specials Systems

description	h	pattern no.	list
Mid-Span Connector	42"	QS9G5875	\$365.
To be used with Generation 3 panels only	49"	QS9G5498	391.
	64"	QS9G5499	509.
	79"	QS9G5876	551.
<i>attach mid-span of a panel</i>			
Offset T-connectors	42"	QS994873	501.
	49"	QS9A8003	531.
	64"	QS9A8002	574.
	79"	QS9B2960	614.

Order Code

Specification Information

Application Notes

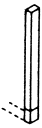
To be used in creating a panel run for visual separation only. Panels running off above connectors **are not loadbearing!**

Spine panel must be 1 piece and not a stackable creation.

Perpendicular panel can be 1 piece made of stackable modules.

Reff Panels

End trim, base drape & base raceway

description	h	w	pattern no.	Profile (A/B/C)	Profile (E)	list
 End trim with hookstrip	57"		QR2ES4215() () () ()	\$422.	\$292.	
	57"		QR2ES498() () () ()	422.	292.	
	72"		QR2ES49158() () () ()	515.	330.	
	72"		QR2ES648() () () ()	515.	330.	
1" h base drape & rigidizer	1"	96"	QS990981			194.
2" h base drape & rigidizer	2"	96"	QS9A5986			380.
Base raceway with 2 extra date knockouts	4"	36"	QS9G2425			168.
	4"	42"	QS9G2320			193.
	4"	48"	QS9G2321			199.

Order Code	Specification Information	Application Notes
Example: QR2ES49158-A-6-V316-111 QR2 Reff Generation 2 ES End trim 49158 49+15+8=72" high A Flat profile 6 6" base height N Non electrical base V316 Trim finish, Maple 111 Jet Black (base finish)	<p><i>To order please specify pattern number including:</i></p> <p>End trim:</p> <ol style="list-style-type: none"> Trim profile <i>A = flat</i> <i>B = square</i> <i>C = bullnose</i> <i>E = extruded aluminum</i> Base height option <i>4 = 4"</i> <i>6 = 6"</i> Base type <i>E = electrical entry</i> <i>N = standard base</i> Finish, end trim <i>If profile A, B or C specify V1, V2, V3 or painted to match laminate</i> <i>If profile E specify AA-anodized aluminum or painted finish from page 0 excluding silver</i> Finish, end trim base <i>painted or plated finish</i> 	<p>Add \$25 list for each end trim with 6"H base option. Does not apply to hi-lo end trims as they have no base.</p> <p>E profile end trim does not have base detail, but base height 4 or 6 required to determine overall height.</p> <p>End trim is for combination of panel and stackable module.</p> <p>Eg. QR2ES49158 is a 72" high end trim for a 49" h panel + 15" h stackable + 8" h stackable module. End trim for other panel combinations must be quoted thru custom product development.</p> <p>Base drape is for preventing light gap at base of a panel of a panel. Available in 8ft length and can be cut in field. Black finish only.</p> <p>Base raceway has 4 knockouts: 2 knockouts for electrical at standard location, 2 knockouts for date/communication at special location (5 3/4" from each end). Includes 4 standard knockout cover plates.</p> <p>Other panel widths are not available with extra data knockouts.</p>

Reff Panels

U-channel wall starter cover

Standard Specials Systems

description	h	w	d	pattern no.	list
U-channel wall starter cover (does not cover hookstrip)	34"	2 1/2"	13/16"	QRWSU34()()	\$472.
	42"	2 1/2"	13/16"	QRWSU42()()	577.
	49"	2 1/2"	13/16"	QRWSU49()()	673.
	64"	2 1/2"	13/16"	QRWSU64()()	884.
	79"	2 1/2"	13/16"	QRWSU79()()	1,088.
U-channel wall starter cover (covers hookstrip)	34"	2 1/2"	1 1/16"	QRWSUH34()()	472.
	42"	2 1/2"	1 1/16"	QRWSUH42()()	577.
	49"	2 1/2"	1 1/16"	QRWSUH49()()	673.
	64"	2 1/2"	1 1/16"	QRWSUH64()()	884.
	79"	2 1/2"	1 1/16"	QRWSUH79()()	1,088.
U-channel wall starter cover Field to ceiling	21"	2 1/2"	1 1/16"	QRFTCWSUH21()	299.
	25"	2 1/2"	1 1/16"	QRFTCWSUH25()	351.
	37"	2 1/2"	1 1/16"	QRFTCWSUH37()	509.

Order Code

Example: QRWSUH79-6-111
QR Reff
WS Wall starter
U U-channel cover
H Hookstrip portion covered
6 6" base height
111 Paint finish, jet black

Specification Information

To order please specify pattern number including:

1. Base height option
4 = 4"
6 = 6" (add \$25 for this option)
2. Paint finish only

Application Notes

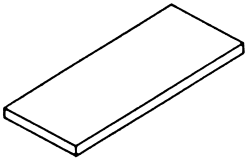
The U-channel is for covering up a wall starter. Hookstrip portion can be covered as well. Please note that if hookstrip portion is covered, panel-hung components and brackets cannot be used.

The U-channel is placed between drywall and wall starter. Slots in channel align with pre-drilled holds on wall on wall starter to allow for in-field leveling. There is an electrical entry at base of channel.

Field to ceiling wall starter cover is intended for 4" h base wall starter only.

Reff Worksurfaces

1 1/4" thick straight rectilinear

description	d	w	pattern no.	L	M/V1	V2	V3
Straight rectilinear work top 	20"	16"	QRSA161-N-() *	\$401.	\$446.	\$511.	\$693.
		102"	QRSA1021-() ()	784.	865.	995.	1,344.
		108"	QRSA1081-() ()	852.	935.	1,075.	1,451.
		114"	QRSA1141-() ()	920.	1,003.	1,154.	1,558.
		120"	QRSA1201-() ()	987.	1,073.	1,233.	1,667.
	24"	16"	QRSA162-N-() *	420.	469.	537.	726.
		102"	QRSA1022-() ()	868.	958.	1,102.	1,488.
		108"	QRSA1082-() ()	935.	1,028.	1,182.	1,594.
		114"	QRSA1142-() ()	1,002.	1,095.	1,260.	1,702.
		120"	QRSA1202-() ()	1,069.	1,164.	1,340.	1,807.
	30"	16"	QRSA163-N-() *	460.	509.	587.	791.
		102"	QRSA1023-() ()	921.	1,020.	1,173.	1,583.
		108"	QRSA1083-() ()	988.	1,089.	1,253.	1,689.
		114"	QRSA1143-() ()	1,057.	1,157.	1,333.	1,797.
		120"	QRSA1203-() ()	1,123.	1,227.	1,411.	1,904.
	36"	48"	QRSA484-() ()	771.	858.	985.	1,333.
		54"	QRSA544-() ()	797.	888.	1,021.	1,379.
		78"	QRSA784-() ()	920.	1,019.	1,172.	1,581.
		84"	QRSA844-() ()	987.	1,088.	1,252.	1,688.
		90"	QRSA904-() ()	1,056.	1,156.	1,330.	1,796.
96"		QRSA964-() ()	1,122.	1,226.	1,410.	1,901.	
102"		QRSA1024-() ()	1,191.	1,296.	1,488.	2,009.	
108"		QRSA1084-() ()	1,257.	1,363.	1,567.	2,116.	
114"		QRSA1144-() ()	1,325.	1,432.	1,646.	2,223.	
120"		QRSA1204-() ()	1,392.	1,501.	1,726.	2,330.	

Reff System

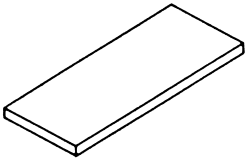
* For creating freestanding pedestal using standard Reff pedestal. Counterweights must be ordered separately.

Order Code	Specification Information	Application Notes
Example: QRSA903RL	To order please specify pattern number including:	Products on this page are shipped without hardware which must be ordered separately from the support components section.
QR Reff Standard Special		
S Straight top	1. Grommet options:	Worksurface stiffeners recommended to provide additional support for open spans greater than 54" w.
A 1 1/4" thick	CF = Classic grommet in Flush location	
90 90" wide	PF = Profiles grommet in Flush location	
3 30" deep	N = No Grommet	
CF Grommet Option		
111 Jet Black (grommet)	2. Grommet finishes:	These worksurfaces are predrilled with pilot holes for use with wood screws.
L Laminate finish	Painted or Plated	
114 Folkstone grey	3. Finish type:	Classic type grommet sits even with top of the worksurface. Profiles type grommets have a 1/16" thick flange which rests above the worksurface.
	L = Laminate	Note: When specifying "plated" Classic grommet - The cap is plated and the sleeve comes in black only.
	M = Wood/laminate mixed	Note: Recessed grommet location is note recommended for 20" and 24" deep tops.
	1 = V1	
	2 = V2	
	3 = V3	
	Product on this page will accept woodgrain laminate where laminate is currently an option.	
	Knoll accepts no responsibility for special grommet locations which interfere with support or other hardware. All requests for special grommet locations must be approved through custom product development.	
	Actual widths of worksurfaces are 1/16" less than nominal dimension. Actual depth is 1/8" less.	

Reff Worksurfaces

1 1/4" thick straight rectilinear + Post

Standard Specials Systems

description	d	w	pattern no.	lam.	M/V1	V2	V3
Straight rectilinear work top + Post 	20"	26 1/2"	QRSAP261-()()	\$439.	\$490.	\$563.	\$761.
		32 1/2"	QRSAP321-()()	464.	518.	593.	804.
		38 1/2"	QRSAP381-()()	482.	540.	622.	841.
		44 1/2"	QRSAP441-()()	507.	560.	644.	869.
		50 1/2"	QRSAP501-()()	526.	583.	669.	905.
		56 1/2"	QRSAP561-()()	569.	631.	724.	978.
		62 1/2"	QRSAP621-()()	582.	649.	748.	1,010.
		68 1/2"	QRSAP681-()()	616.	685.	785.	1,062.
		74 1/2"	QRSAP741-()()	623.	692.	795.	1,073.
		80 1/2"	QRSAP801-()()	660.	741.	852.	1,148.
		86 1/2"	QRSAP861-()()	691.	769.	884.	1,193.
		92 1/2"	QRSAP921-()()	718.	797.	916.	1,237.
		98 1/2"	QRSAP981-()()	784.	865.	995.	1,344.
		104 1/2"	QRSAP1041-()()	852.	935.	1,075.	1,451.
		110 1/2"	QRSAP1101-()()	920.	1,003.	1,154.	1,558.
24"	26 1/2"	QRSAP262-()()	478.	529.	608.	821.	
	32 1/2"	QRSAP322-()()	492.	554.	637.	859.	
	38 1/2"	QRSAP382-()()	513.	567.	655.	883.	
	44 1/2"	QRSAP442-()()	544.	611.	703.	949.	
	50 1/2"	QRSAP502-()()	582.	649.	748.	1,010.	
	56 1/2"	QRSAP562-()()	628.	699.	805.	1,085.	
	62 1/2"	QRSAP622-()()	645.	720.	828.	1,118.	
	68 1/2"	QRSAP682-()()	675.	751.	864.	1,166.	
	74 1/2"	QRSAP742-()()	705.	787.	906.	1,224.	
	80 1/2"	QRSAP802-()()	736.	821.	942.	1,273.	
	86 1/2"	QRSAP862-()()	772.	857.	984.	1,330.	
	92 1/2"	QRSAP922-()()	800.	889.	1,022.	1,381.	
	98 1/2"	QRSAP982-()()	868.	958.	1,102.	1,488.	
	104 1/2"	QRSAP1042-()()	935.	1,028.	1,182.	1,594.	
	110 1/2"	QRSAP1102-()()	1,002.	1,095.	1,260.	1,702.	
30"	26 1/2"	QRSAP263-()()	517.	575.	661.	891.	
	32 1/2"	QRSAP323-()()	555.	619.	713.	962.	
	38 1/2"	QRSAP383-()()	578.	643.	741.	997.	

Order Code

Example:	QRSAP263RL
QR	Reff Standard Special
S	Straight top
A	1 1/4" thick
P	Post
26	26 1/2" wide
3	30" deep
CF	Grommet Option
111	Jet Black (grommet)
L	Laminate finish
114	Folkstone grey

Specification Information

To order please specify pattern number including:

1. Grommet options:
 CF = Classic grommet in Flush location
 PF = Profiles grommet in Flush location
 N = No Grommet

2. Grommet finishes:
 Painted or Plated

3. Finish type:
 L = Laminate
 M = Wood/laminate mixed
 1 = V1
 2 = V2
 3 = V3

Application Notes

Product on this page will accept woodgrain laminate where laminate is currently an option.

Knoll accepts no responsibility for special grommet locations which interfere with support or other hardware. All requests for special grommet locations must be approved through custom product development.

Actual widths of worksurfaces are 1/16" less than nominal dimension. Actual depth is 1/8" less.

Products on this page are shipped without hardware which must be ordered separately from the support components section.

Worksurface stiffeners recommended to provide additional support for open spans greater than 54" w.

These worksurfaces are predrilled with pilot holes for use with wood screws.

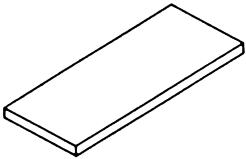
Classic type grommet sits even with top of the worksurface.
 Profiles type grommets have a 1/16" thick flange which rests above the worksurface.

Note: When specifying "plated" Classic grommet - The cap is plated and the sleeve comes in black only.
Note: Recessed grommet location is note recommended for 20" and 24" deep tops.

Reff Worksurfaces

1 1/4" thick straight rectilinear + Post

Standard Specials Systems

description	d	w	pattern no.	lam.	M/V1	V2	V3
Straight rectilinear work top + Post 	30"	44 1/2"	QRSAP443-()()	\$618.	\$688.	\$790.	\$1,067.
		50 1/2"	QRSAP503-()()	668.	744.	856.	1,154.
		56 1/2"	QRSAP563-()()	692.	771.	886.	1,196.
		62 1/2"	QRSAP623-()()	704.	785.	905.	1,221.
		68 1/2"	QRSAP683-()()	726.	806.	927.	1,249.
		74 1/2"	QRSAP743-()()	757.	845.	970.	1,309.
		80 1/2"	QRSAP803-()()	788.	878.	1,010.	1,361.
		86 1/2"	QRSAP863-()()	825.	917.	1,055.	1,423.
		92 1/2"	QRSAP923-()()	853.	950.	1,093.	1,476.
		98 1/2"	QRSAP983-()()	921.	1,020.	1,173.	1,583.
		104 1/2"	QRSAP1043-()()	988.	1,089.	1,253.	1,689.
		110 1/2"	QRSAP1103-()()	1,057.	1,157.	1,333.	1,797.

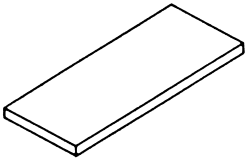
Reff System

Order Code	Specification Information	Application Notes
Example: QRSAP263RL	<i>To order please specify pattern number including:</i>	Products on this page are shipped without hardware which must be ordered separately from the support components section.
QR Reff Standard Special		
S Straight top	<i>1. Grommet options:</i>	Worksurface stiffeners recommended to provide additional support for open spans greater than 54" w.
A 1 1/4" thick	CF = Classic grommet in Flush location	
P Post	PF = Profiles grommet in Flush location	These worksurfaces are predrilled with pilot holes for use with wood screws.
26 26 1/2" wide	N = No Grommet	Classic type grommet sits even with top of the worksurface. Profiles type grommets have a 1/16" thick flange which rests above the worksurface.
3 30" deep		Note: When specifying "plated" Classic grommet - The cap is plated and the sleeve comes in black only.
CF Grommet Option	<i>2. Grommet finishes:</i>	Note: Recessed grommet location is not recommended for 20" and 24" deep tops.
111 Jet Black (grommet)	Painted or Plated	
L Laminate finish	<i>3. Finish type:</i>	
114 Folkstone grey	L = Laminate	
	M = Wood/laminate mixed	
	1 = V1	
	2 = V2	
	3 = V3	

Reff Worksurfaces

1 3/4" thick straight rectilinear

Standard Specials Systems

description	d	w	pattern no.	lam.	M/V1	V2	V3
Straight rectilinear work top 	20"	16"	QRSB161-N-() *	\$521.	\$771.	\$886.	\$1,196.
		102"	QRSB1021-() ()	1,030.	1,490.	1,715.	2,314.
		108"	QRSB1081-() ()	1,097.	1,560.	1,793.	2,421.
		114"	QRSB1141-() ()	1,165.	1,629.	1,871.	2,529.
		120"	QRSB1201-() ()	1,232.	1,696.	1,951.	2,634.
	24"	16"	QRSB162-N-() *	544.	807.	928.	1,253.
		102"	QRSB1022-() ()	1,088.	1,576.	1,813.	2,448.
		108"	QRSB1082-() ()	1,154.	1,645.	1,893.	2,554.
		114"	QRSB1142-() ()	1,222.	1,715.	1,971.	2,662.
		120"	QRSB1202-() ()	1,288.	1,784.	2,051.	2,769.
	30"	16"	QRSB163-N-() *	651.	966.	1,110.	1,499.
		102"	QRSB1023-() ()	1,139.	1,656.	1,907.	2,574.
		108"	QRSB1083-() ()	1,205.	1,726.	1,984.	2,679.
		114"	QRSB1143-() ()	1,274.	1,795.	2,063.	2,787.
		120"	QRSB1203-() ()	1,341.	1,863.	2,142.	2,893.
	36"	48"	QRSB484-() ()	908.	1,347.	1,548.	2,090.
		54"	QRSB544-() ()	936.	1,384.	1,592.	2,149.
		78"	QRSB784-() ()	1,102.	1,599.	1,839.	2,482.
		84"	QRSB844-() ()	1,171.	1,669.	1,917.	2,589.
		90"	QRSB904-() ()	1,237.	1,736.	1,997.	2,696.
		96"	QRSB964-() ()	1,306.	1,805.	2,077.	2,803.
		102"	QRSB1024-() ()	1,374.	1,873.	2,157.	2,910.
		108"	QRSB1084-() ()	1,440.	1,943.	2,235.	3,018.
		114"	QRSB1144-() ()	1,508.	2,011.	2,314.	3,123.
		120"	QRSB1204-() ()	1,575.	2,081.	2,392.	3,230.

* For creating freestanding pedestal using standard Reff pedestal. Counterweights must be ordered separately.

Order Code

Example:	QRSB903RL
QR	Reff Standard Special
S	Straight top
B	1 3/4" thick
90	90" wide
3	30" deep
R	Recessed grommet location
L	Laminate finish
114	Folkstone grey
111	Jet Black (grommet)

To order please specify pattern number including:

1. Top thickness
 2. Grommet option
 3. Top finish type
 4. Top finish
 5. Grommet finish
1. Thickness options:
B = 1 3/4"
2. Grommet options:
N = No grommets
F = Flush front grommet location
R = Recessed front (not recommended for 20"D and 24"D tops)

3. Finish type:
L = Laminate
M = Wood/laminate mixed
1 = V1
2 = V2
3 = V3

Applicable finishes are listed on page 86.

Knoll accepts no responsibility for special grommet locations which interfere with support or other hardware. All requests for special grommet locations must be approved through custom product development.

Actual widths of worksurfaces are 1/16" less than nominal dimension. Actual depth is 1/8" less.

1 3/4" thick laminate option is double post formed front and back, all others are edgebanded.

Products on this page are shipped without hardware which must be ordered separately from the support components section in standard Reff price list.

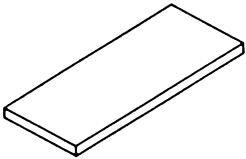
1 3/4" tops require support at mid point to reduce spans to 66" or less.

Mixed finish 1 3/4" tops are not post-formed.

Reff Worksurfaces

1 3/4" thick straight rectilinear + Post

Standard Specials Systems

description	d	w	pattern no.	lam.	M/V1	V2	V3
Straight rectilinear work top + Post 	20"	26 1/2"	QRSBP261-()()	\$540.	\$802.	\$923.	\$1,245.
		32 1/2"	QRSBP321-()()	571.	842.	968.	1,306.
		38 1/2"	QRSBP381-()()	617.	911.	1,048.	1,416.
		44 1/2"	QRSBP441-()()	660.	979.	1,126.	1,521.
		50 1/2"	QRSBP501-()()	696.	1,025.	1,180.	1,593.
		56 1/2"	QRSBP561-()()	729.	1,078.	1,241.	1,675.
		62 1/2"	QRSBP621-()()	761.	1,130.	1,300.	1,754.
		68 1/2"	QRSBP681-()()	793.	1,173.	1,350.	1,821.
		74 1/2"	QRSBP741-()()	834.	1,233.	1,419.	1,915.
		80 1/2"	QRSBP801-()()	877.	1,300.	1,493.	2,017.
		86 1/2"	QRSBP861-()()	915.	1,360.	1,565.	2,113.
		92 1/2"	QRSBP921-()()	961.	1,421.	1,635.	2,207.
		98 1/2"	QRSBP981-()()	1,030.	1,490.	1,715.	2,314.
		104 1/2"	QRSBP1041-()()	1,097.	1,560.	1,793.	2,421.
		110 1/2"	QRSBP1101-()()	1,165.	1,629.	1,871.	2,529.
24"	26 1/2"	QRSBP262-()()	598.	885.	1,018.	1,374.	
	32 1/2"	QRSBP322-()()	624.	926.	1,065.	1,436.	
	38 1/2"	QRSBP382-()()	670.	996.	1,146.	1,547.	
	44 1/2"	QRSBP442-()()	718.	1,061.	1,220.	1,646.	
	50 1/2"	QRSBP502-()()	749.	1,109.	1,275.	1,722.	
	56 1/2"	QRSBP562-()()	782.	1,156.	1,330.	1,796.	
	62 1/2"	QRSBP622-()()	817.	1,206.	1,389.	1,874.	
	68 1/2"	QRSBP682-()()	848.	1,255.	1,443.	1,948.	
	74 1/2"	QRSBP742-()()	891.	1,315.	1,514.	2,045.	
	80 1/2"	QRSBP802-()()	932.	1,380.	1,585.	2,140.	
	86 1/2"	QRSBP862-()()	976.	1,446.	1,664.	2,245.	
	92 1/2"	QRSBP922-()()	1,019.	1,508.	1,733.	2,341.	
	98 1/2"	QRSBP982-()()	1,088.	1,576.	1,813.	2,448.	
	104 1/2"	QRSBP1042-()()	1,154.	1,645.	1,893.	2,554.	
	110 1/2"	QRSBP1102-()()	1,222.	1,715.	1,971.	2,662.	
30"	26 1/2"	QRSBP263-()()	672.	998.	1,148.	1,552.	
	32 1/2"	QRSBP323-()()	699.	1,035.	1,191.	1,607.	
	38 1/2"	QRSBP383-()()	736.	1,091.	1,255.	1,694.	

Reff System

Order Code

Example:	QRSBP503RL
QR	Reff Standare Special
S	Straight top
B	1 3/4" thick
P	Post
50	24" wide
3	30" deep
R	Recessed grommet location
L	Laminate finish
114	Folkstone grey
111	Jet Black (grommet)

Specification Information

To order please specify pattern number including:

1. Top thickness
2. Grommet option
3. Top finish type
4. Top finish
5. Grommet finish

1. Thickness options:
B = 1 3/4"

2. Grommet options:
N = No grommets
F = Flush front grommet location
R = Recessed front (not recommended for 20"D and 24"D tops)

3. Finish type:
L = Laminate
M = Wood/laminate mixed
1 = V1
2 = V2
3 = V3

Applicable finishes are listed on page 86.

Knoll accepts no responsibility for special grommet locations which interfere with support or other hardware. All requests for special grommet locations must be approved through custom product development.

Actual widths of worksurfaces are 1/16" less than nominal dimension. Actual depth is 1/8" less.

Application Notes

1 3/4" thick laminate option is double post formed front and back, all others are edgebanded.

Products on this page are shipped without hardware which must be ordered separately from the support components section in standard Reff price list.

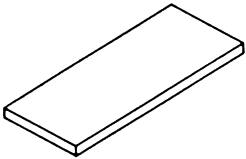
1 3/4" tops require support at mid point to reduce spans to 66" or less.

Mixed finish 1 3/4" tops are not post-formed.

Reff Worksurfaces

1 3/4" thick straight rectilinear + Post

Standard Specials Systems

description	d	w	pattern no.	lam.	M/V1	V2	V3
Straight rectilinear work top + Post 	30"	44 1/2"	QRSBP443-()()	\$773.	\$1,142.	\$1,312.	\$1,771.
		50 1/2"	QRSBP503-()()	809.	1,193.	1,370.	1,853.
		56 1/2"	QRSBP563-()()	835.	1,234.	1,420.	1,917.
		62 1/2"	QRSBP623-()()	870.	1,286.	1,480.	1,999.
		68 1/2"	QRSBP683-()()	903.	1,335.	1,533.	2,073.
		74 1/2"	QRSBP743-()()	945.	1,398.	1,609.	2,171.
		80 1/2"	QRSBP803-()()	989.	1,464.	1,683.	2,272.
		86 1/2"	QRSBP863-()()	1,029.	1,524.	1,753.	2,367.
		92 1/2"	QRSBP923-()()	1,070.	1,589.	1,828.	2,466.
		98 1/2"	QRSBP983-()()	1,139.	1,656.	1,907.	2,574.
		104 1/2"	QRSBP1043-()()	1,205.	1,726.	1,984.	2,679.
		110 1/2"	QRSBP1103-()()	1,274.	1,795.	2,063.	2,787.

Order Code

Example:	QRSBP503RL
QR	Reff Standare Special
S	Straight top
B	1 3/4" thick
P	Post
50	24" wide
3	30" deep
R	Recessed grommet location
L	Laminate finish
114	Folkstone grey
111	Jet Black (grommet)

Specification Information

To order please specify pattern number including:

1. Top thickness
2. Grommet option
3. Top finish type
4. Top finish
5. Grommet finish

1. Thickness options:
B = 1 3/4"

2. Grommet options:
N = No grommets
F = Flush front grommet location
R = Recessed front (not recommended for 20"D and 24"D tops)

3. Finish type:
L = Laminate
M = Wood/laminate mixed
1 = V1
2 = V2
3 = V3

Applicable finishes are listed on page 86.

Knoll accepts no responsibility for special grommet locations which interfere with support or other hardware. All requests for special grommet locations must be approved through custom product development.

Actual widths of worksurfaces are 1/16" less than nominal dimension. Actual depth is 1/8" less.

Application Notes

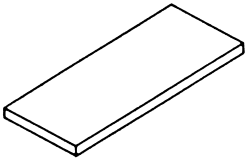
1 3/4" thick laminate option is double post formed front and back, all others are edgebanded.

Products on this page are shipped without hardware which must be ordered separately from the support components section in standard Reff price list.

1 3/4" tops require support at mid point to reduce spans to 66" or less.

Mixed finish 1 3/4" tops are not post-formed.

Reff Worksurfaces
for calibre file
1 1/4" thick

description	d	w	pattern no.	lam.	M/V1	V2	V3
File top, 1 1/4" thick 	18"	30"	QRSAC3018-() ()	\$439.	\$490.	\$563.	\$761.
		36"	QRSAC3618-() ()	464.	518.	593.	804.
		42"	QRSAC4218-() ()	482.	540.	622.	841.
		48"	QRSAC4818-() ()	507.	560.	644.	869.
		54"	QRSAC5418-() ()	526.	583.	669.	905.
		60"	QRSAC6018-() ()	569.	631.	724.	978.
		66"	QRSAC6618-() ()	583.	649.	748.	1,010.
		72"	QRSAC7218-() ()	616.	685.	785.	1,062.
		78"	QRSAC7818-() ()	628.	692.	795.	1,073.
		84"	QRSAC8418-() ()	660.	741.	852.	1,148.
		90"	QRSAC9018-() ()	691.	769.	884.	1,193.
		96"	QRSAC9618-() ()	718.	797.	916.	1,237.
		102"	QRSAC10218-() ()	784.	865.	995.	1,344.
		108"	QRSAC10818-() ()	852.	935.	1,075.	1,451.
	36"	36"	QRSAC3636-() ()	718.	797.	916.	1,237.
		42"	QRSAC4236-() ()	743.	827.	950.	1,284.
		54"	QRSAC5436-() ()	771.	858.	985.	1,333.
		60"	QRSAC6036-() ()	797.	888.	1,021.	1,379.
		66"	QRSAC6636-() ()	825.	918.	1,056.	1,425.
		72"	QRSAC7236-() ()	852.	949.	1,092.	1,475.
		78"	QRSAC7836-() ()	920.	1,019.	1,172.	1,581.
		84"	QRSAC8436-() ()	987.	1,088.	1,252.	1,688.
		90"	QRSAC9036-() ()	1,056.	1,156.	1,330.	1,796.

Reff System

Order Code

Example: QRSAC3018
QR Reff Standard Special
S Straight top
A 1 1/4" thick
C For calibre file
30 30" wide
18 18" deep
L Laminate finish
114 Folkstone grey

Specification Information

To order please specify pattern number including:

1. Top thickness
2. Top finish type
3. Top finish

1. Thickness options:
A = 1 1/4"
B = 1 3/4"

3. Finish type:
L = Laminate
M = Wood/laminate mixed
1 = V1
2 = V2
3 = V3

Application Notes

Product on this page will accept woodgrain laminate where laminate is currently an option.

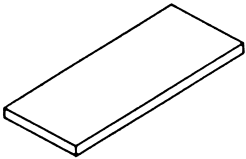
Applicable finishes are listed on page 86.

1 3/4" thick laminate option is double post formed front and back, all others are edgebanded.

Products on this page are exact width and depth and have no grommet or drilling.

Mixed finish 1 3/4" tops are not post-formed.

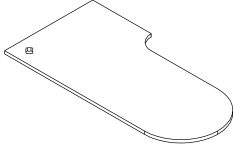
Reff Worksurfaces
for calibre file
1 3/4" thick

description	d	w	pattern no.	lam.	M/V1	V2	V3
File top, 1 3/4" thick 	18"	30"	QRSBC3018-()()	\$540.	\$802.	\$923.	\$1,245.
		36"	QRSBC3618-()()	571.	842.	968.	1,306.
		42"	QRSBC4218-()()	617.	911.	1,048.	1,416.
		48"	QRSBC4818-()()	660.	979.	1,126.	1,521.
		54"	QRSBC5418-()()	696.	1,025.	1,180.	1,593.
		60"	QRSBC6018-()()	729.	1,078.	1,241.	1,675.
		66"	QRSBC6618-()()	761.	1,130.	1,300.	1,754.
		72"	QRSBC7218-()()	793.	1,173.	1,350.	1,821.
		78"	QRSBC7818-()()	834.	1,233.	1,419.	1,915.
		84"	QRSBC8418-()()	877.	1,300.	1,493.	2,017.
		90"	QRSBC9018-()()	915.	1,360.	1,565.	2,113.
		96"	QRSBC9618-()()	961.	1,421.	1,635.	2,207.
		102"	QRSBC10218-()()	1,030.	1,490.	1,715.	2,314.
		108"	QRSBC10818-()()	1,097.	1,560.	1,793.	2,421.
	36"	36"	QRSBC3636-()()	854.	1,272.	1,464.	1,974.
		42"	QRSBC4236-()()	882.	1,309.	1,505.	2,032.
		54"	QRSBC5436-()()	908.	1,347.	1,548.	2,090.
		60"	QRSBC6036-()()	936.	1,384.	1,592.	2,149.
		66"	QRSBC6636-()()	961.	1,421.	1,635.	2,207.
		72"	QRSBC7236-()()	1,035.	1,529.	1,759.	2,375.
		78"	QRSBC7836-()()	1,102.	1,599.	1,839.	2,482.
		84"	QRSBC8436-()()	1,171.	1,669.	1,917.	2,589.
		90"	QRSBC9036-()()	1,237.	1,736.	1,997.	2,696.

Order Code	Specification Information	Application Notes
Example: QRSBC3018	<i>To order please specify pattern number including:</i>	1 3/4" thick laminate option is double post formed front and back, all others are edgebanded.
QR Reff Standard Special	1. Top thickness	Products on this page are exact width and depth and have no grommet or drilling.
S Straight top	2. Top finish type	Mixed finish 1 3/4" tops are not post-formed.
B 1 3/4" thick	3. Top finish	
C For calibre file	<i>1. Thickness options:</i>	
30 30" wide	A = 1 1/4"	
18 18" deep	B = 1 3/4"	
L Laminate finish	<i>3. Finish type:</i>	
114 Folkstone grey	L = Laminate	
	M = Wood/laminate mixed	
	1 = V1	
	2 = V2	
	3 = V3	

Applicable finishes are listed on page 86.

Reff Worksurfaces
 1 1/4" thick extended curvilinear corner tops
 Left hand

description	w	d	pattern no.	lam.	M/V1	V2	V3
Extended corner worktop, LH 24" deep return, 30" deep rounded	36"	60"	QRCCDLA23660 () () ()	\$2,184.	\$2,955.	\$3,400.	\$4,588.
		66"	QRCCDLA23666 () () ()	2,273.	3,079.	3,540.	4,779.
		90"	QRCCDLA23690 () () ()	2,559.	3,465.	3,982.	5,378.
	42"	60"	QRCCDLA24260 () () ()	2,430.	3,245.	3,731.	5,037.
		66"	QRCCDLA24266 () () ()	2,477.	3,307.	3,803.	5,132.
		72"	QRCCDLA24272 () () ()	2,524.	3,367.	3,872.	5,229.
		78"	QRCCDLA24278 () () ()	2,567.	3,429.	3,944.	5,324.
		84"	QRCCDLA24284 () () ()	2,663.	3,557.	4,092.	5,525.
		90"	QRCCDLA24290 () () ()	2,713.	3,624.	4,169.	5,628.
		96"	QRCCDLA24296 () () ()	2,761.	3,690.	4,244.	5,728.
	48"	60"	QRCCDLA24860 () () ()	2,634.	3,472.	3,992.	5,389.
		66"	QRCCDLA24866 () () ()	2,679.	3,534.	4,063.	5,486.
		72"	QRCCDLA24872 () () ()	2,724.	3,595.	4,135.	5,582.
		78"	QRCCDLA24878 () () ()	2,771.	3,656.	4,205.	5,675.
		84"	QRCCDLA24884 () () ()	2,864.	3,785.	4,354.	5,877.
		90"	QRCCDLA24890 () () ()	2,915.	3,852.	4,428.	5,978.
		96"	QRCCDLA24896 () () ()	2,964.	3,918.	4,506.	6,082.

Order Code

Example:	QRCCDLA23672N2
QR	Reff Standard Special
CC	Curved corner
D	D top
L	Left Hand
A	1 1/4" thick
2	24" return
36	36" d at straight edge of corner, 30" across "D"
72	72" wide
N	No grommet
	Grommet finish
2	V2 finish
V319	Medium Cherry

Specification Information

To order please specify pattern number including:

- Grommet options:
 CF = Classic grommet in flush location
 PF = Profiles grommet in flush location
 N = No Grommet
- Grommet Finish:
 Painted or Plated
- Finish type:
 L = Laminate
 M = Mixed (laminated surface with wood edge)
 1 = V1
 2 = V2
 3 = V3
- Top Finish:

Product on this page will accept woodgrain laminate where laminate is currently an option.

These worksurfaces are predrilled with pilot holes for use with wood screws.

Worksurface stiffeners are recommended to provide additional support for open spans greater than 54" w.

Classic type grommet sits even with top of the worksurface.

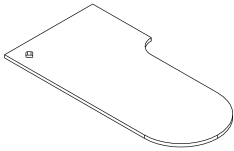
Profiles type grommets have a 1/16" thick flange which rests above the worksurface.

Note: When specifying "plated" Classic grommet - The cap is plated and the sleeve comes in black only.

Reff Worksurfaces
 1 1/4" thick extended curvilinear corner tops
 Left hand

Standard Specials Systems

description	w	d	pattern no.	lam.	M/V1	V2	V3
Extended corner worktop, LH 30" deep return, 30" deep rounded	36"	60"	QRCCDLA33660 () () ()	\$2,184.	\$2,955.	\$3,400.	\$4,588.
		66"	QRCCDLA33666 () () ()	2,273.	3,079.	3,540.	4,779.
		90"	QRCCDLA33690 () () ()	2,559.	3,465.	3,982.	5,378.
	42"	60"	QRCCDLA34260 () () ()	2,430.	3,245.	3,731.	5,037.
		66"	QRCCDLA34266 () () ()	2,477.	3,307.	3,803.	5,132.
		72"	QRCCDLA34272 () () ()	2,524.	3,367.	3,872.	5,229.
		78"	QRCCDLA34278 () () ()	2,567.	3,429.	3,944.	5,324.
		84"	QRCCDLA34284 () () ()	2,663.	3,557.	4,092.	5,525.
		90"	QRCCDLA34290 () () ()	2,713.	3,624.	4,169.	5,628.
96"		QRCCDLA34296 () () ()	2,761.	3,690.	4,244.	5,728.	
48"	60"	QRCCDLA34860 () () ()	2,634.	3,472.	3,992.	5,389.	
	66"	QRCCDLA34866 () () ()	2,679.	3,534.	4,063.	5,486.	
	72"	QRCCDLA34872 () () ()	2,724.	3,595.	4,135.	5,582.	
	78"	QRCCDLA34878 () () ()	2,771.	3,656.	4,205.	5,675.	
	84"	QRCCDLA34884 () () ()	2,864.	3,785.	4,354.	5,877.	
	90"	QRCCDLA34890 () () ()	2,915.	3,852.	4,428.	5,978.	
	96"	QRCCDLA34896 () () ()	2,964.	3,918.	4,506.	6,082.	



Order Code

Example:	QRCCDLA23672N2
QR	Reff Standard Special
CC	Curved corner
D	D top
L	Left Hand
A	1 1/4" thick
2	24" return
36	36" d at straight edge of corner, 30" across "D"
72	72" wide
N	No grommet
	Grommet finish
2	V2 finish
V319	Medium Cherry

Specification Information

To order please specify pattern number including:

- Grommet options:
 CF = Classic grommet in flush location
 PF = Profiles grommet in flush location
 N = No Grommet
- Grommet Finish:
 Painted or Plated
- Finish type:
 L = Laminate
 M = Mixed (laminated surface with wood edge)
 1 = V1
 2 = V2
 3 = V3
- Top Finish:

Product on this page will accept woodgrain laminate where laminate is currently an option.

These worksurfaces are predrilled with pilot holes for use with wood screws.

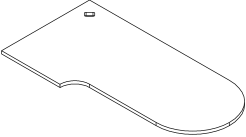
Worksurface stiffeners are recommended to provide additional support for open spans greater than 54" w.

Classic type grommet sits even with top of the worksurface.

Profiles type grommets have a 1/16" thick flange which rests above the worksurface.

Note: When specifying "plated" Classic grommet - The cap is plated and the sleeve comes in black only.

Reff Worksurfaces
 1 1/4" thick extended curvilinear corner tops
 right hand

description	w	d	pattern no.	lam.	M/V1	V2	V3
Extended corner worktop, RH 24" deep return, 30" deep rounded	36"	60"	QRCCDRA23660 () () ()	\$2,184.	\$2,955.	\$3,400.	\$4,588.
		66"	QRCCDRA23666 () () ()	2,273.	3,079.	3,540.	4,779.
		90"	QRCCDRA23690 () () ()	2,559.	3,464.	3,982.	5,378.
	42"	60"	QRCCDRA24260 () () ()	2,430.	3,245.	3,731.	5,037.
		66"	QRCCDRA24266 () () ()	2,477.	3,307.	3,803.	5,132.
		72"	QRCCDRA24272 () () ()	2,524.	3,367.	3,872.	5,229.
		78"	QRCCDRA24278 () () ()	2,567.	3,429.	3,944.	5,324.
		84"	QRCCDRA24284 () () ()	2,663.	3,557.	4,092.	5,525.
		90"	QRCCDRA24290 () () ()	2,713.	3,624.	4,169.	5,628.
		96"	QRCCDRA24296 () () ()	2,761.	3,690.	4,244.	5,728.
48"	60"	QRCCDRA24860 () () ()	2,634.	3,472.	3,992.	5,389.	
	66"	QRCCDRA24866 () () ()	2,679.	3,534.	4,063.	5,486.	
	72"	QRCCDRA24872 () () ()	2,724.	3,595.	4,135.	5,582.	
	78"	QRCCDRA24878 () () ()	2,771.	3,656.	4,205.	5,675.	
	84"	QRCCDRA24884 () () ()	2,864.	3,785.	4,354.	5,877.	
	90"	QRCCDRA24890 () () ()	2,915.	3,852.	4,428.	5,978.	
	96"	QRCCDRA24896 () () ()	2,964.	3,918.	4,506.	6,082.	

Reff System

Order Code

Example:	QRCCDRA23672N2
QR	Reff Standard Special
CC	Curved corner
D	D top
R	Right Hand
A	1 1/4" thick
2	24" return
36	36" d at straight edge of corner, 30" across "D"
72	72" wide
N	No grommet
	Grommet finish
2	V2 finish
V319	Medium Cherry

Specification Information

To order please specify pattern number including:

1. Grommet options:
 CF = Classic grommet in flush location
 PF = Profiles grommet in flush location
 N = No Grommet

2. Grommet Finish:
 Painted or Plated

3. Finish type:
 L = Laminate
 M = Mixed (laminated surface with wood edge)
 1 = V1
 2 = V2
 3 = V3

4. Top Finish:

Product on this page will accept woodgrain laminate where laminate is currently an option.

These worksurfaces are predrilled with pilot holes for use with wood screws.

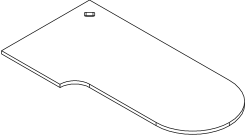
Worksurface stiffeners are recommended to provide additional support for open spans greater than 54" w.

Classic type grommet sits even with top of the worksurface.

Profiles type grommets have a 1/16" thick flange which rests above the worksurface.

Note: When specifying "plated" Classic grommet - The cap is plated and the sleeve comes in black only.

*1 1/4" thick extended curvilinear corner tops
right hand*

description	w	d	pattern no.	lam.	M/V1	V2	V3
Extended corner worktop, RH 30" deep return, 30" deep rounded 	36"	60"	QRCCDRA33660 () () ()	\$2,184.	\$2,955.	\$3,400.	\$4,588.
		66"	QRCCDRA33666 () () ()	2,273.	3,079.	3,540.	4,779.
		90"	QRCCDRA33690 () () ()	2,559.	3,464.	3,982.	5,378.
	42"	60"	QRCCDRA34260 () () ()	2,430.	3,245.	3,731.	5,037.
		66"	QRCCDRA34266 () () ()	2,477.	3,307.	3,803.	5,132.
		72"	QRCCDRA34272 () () ()	2,524.	3,367.	3,872.	5,229.
		78"	QRCCDRA34278 () () ()	2,567.	3,429.	3,944.	5,324.
		84"	QRCCDRA34284 () () ()	2,663.	3,557.	4,092.	5,525.
		90"	QRCCDRA34290 () () ()	2,713.	3,624.	4,169.	5,628.
		96"	QRCCDRA34296 () () ()	2,761.	3,690.	4,244.	5,728.
	48"	60"	QRCCDRA34860 () () ()	2,634.	3,472.	3,992.	5,389.
		66"	QRCCDRA34866 () () ()	2,679.	3,534.	4,063.	5,486.
		72"	QRCCDRA34872 () () ()	2,724.	3,595.	4,135.	5,582.
		78"	QRCCDRA34878 () () ()	2,771.	3,656.	4,205.	5,675.
		84"	QRCCDRA34884 () () ()	2,864.	3,785.	4,354.	5,877.
		90"	QRCCDRA34890 () () ()	2,915.	3,852.	4,428.	5,978.
		96"	QRCCDRA34896 () () ()	2,964.	3,918.	4,506.	6,082.

Order Code

Example:	QRCCDRA23672N2
QR	Reff Standard Special
CC	Curved corner
D	D top
R	Right Hand
A	1 1/4" thick
2	24" return
36	36" d at straight edge of corner, 30" across "D"
72	72" wide
N	No grommet
	Grommet finish
2	V2 finish
V319	Medium Cherry

Specification Information

To order please specify pattern number including:

- Grommet options:**
 CF = Classic grommet in flush location
 PF = Profiles grommet in flush location
 N = No Grommet
- Grommet Finish:**
 Painted or Plated
- Finish type:**
 L = Laminate
 M = Mixed (laminated surface with wood edge)
 1 = V1
 2 = V2
 3 = V3
- Top Finish:**

Product on this page will accept woodgrain laminate where laminate is currently an option.

These worksurfaces are predrilled with pilot holes for use with wood screws.

Worksurface stiffeners are recommended to provide additional support for open spans greater than 54" w.

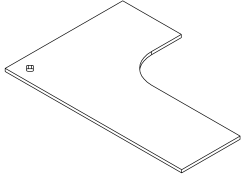
Classic type grommet sits even with top of the worksurface. Profiles type grommets have a 1/16" thick flange which rests above the worksurface.
Note: When specifying "plated" Classic grommet - The cap is plated and the sleeve comes in black only.

Reff Worksurfaces

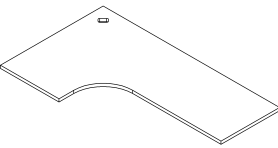
1 1/4" thick extended straight corner tops

left and right hand

description	d	w	pattern no.	lam.	M/V1	V2	V3
Extended straight corner top, LH curved front corner 12" radius 24" deep return	54"	36"	QRCEAL223654 () () ()	\$843.	\$1,269.	\$1,460.	\$1,970.
	54"	42"	QRCEAL224254 () () ()	926.	1,401.	1,610.	2,174.
	60"	48"	QRCEAL224860 () () ()	1,096.	1,674.	1,924.	2,597.
	66"	36"	QRCEAL223666 () () ()	1,011.	1,538.	1,769.	2,388.
	66"	42"	QRCEAL224266 () () ()	1,095.	1,674.	1,924.	2,597.
	66"	48"	QRCEAL224866 () () ()	1,179.	1,807.	2,079.	2,806.
	78"	36"	QRCEAL223678 () () ()	1,077.	1,696.	1,951.	2,634.
	78"	42"	QRCEAL224278 () () ()	1,163.	1,832.	2,105.	2,842.
	78"	48"	QRCEAL224878 () () ()	1,348.	2,079.	2,390.	3,226.
	84"	36"	QRCEAL223684 () () ()	1,145.	1,855.	2,132.	2,879.
	84"	42"	QRCEAL224284 () () ()	1,230.	1,991.	2,288.	3,089.
	90"	36"	QRCEAL223690 () () ()	1,214.	2,013.	2,315.	3,124.
	90"	42"	QRCEAL224290 () () ()	1,298.	2,149.	2,470.	3,334.
	90"	48"	QRCEAL224890 () () ()	1,548.	2,394.	2,754.	3,719.
	96"	36"	QRCEAL223696 () () ()	1,280.	2,171.	2,498.	3,370.
	96"	42"	QRCEAL224296 () () ()	1,364.	2,307.	2,655.	3,581.



Extended straight corner top, RH curved front corner 12" radius 24" deep return	54"	36"	QRCEAR223654 () () ()	843.	1,269.	1,460.	1,970.
	54"	42"	QRCEAR224254 () () ()	926.	1,401.	1,610.	2,174.
	60"	48"	QRCEAR224860 () () ()	1,096.	1,674.	1,924.	2,597.
	66"	36"	QRCEAR223666 () () ()	1,011.	1,538.	1,769.	2,388.
	66"	42"	QRCEAR224266 () () ()	1,095.	1,674.	1,924.	2,597.
	66"	48"	QRCEAR224866 () () ()	1,179.	1,807.	2,079.	2,806.
	78"	36"	QRCEAR223678 () () ()	1,077.	1,696.	1,951.	2,634.
	78"	42"	QRCEAR224278 () () ()	1,163.	1,832.	2,105.	2,842.
	78"	48"	QRCEAR224878 () () ()	1,348.	2,079.	2,390.	3,226.
	84"	36"	QRCEAR223684 () () ()	1,145.	1,855.	2,132.	2,879.
	84"	42"	QRCEAR224284 () () ()	1,230.	1,991.	2,288.	3,089.
	90"	36"	QRCEAR223690 () () ()	1,214.	2,013.	2,315.	3,124.
	90"	42"	QRCEAR224290 () () ()	1,298.	2,149.	2,470.	3,334.
	90"	48"	QRCEAR224890 () () ()	1,548.	2,394.	2,754.	3,719.
	96"	36"	QRCEAR223696 () () ()	1,280.	2,171.	2,498.	3,370.
	96"	42"	QRCEAR224296 () () ()	1,364.	2,307.	2,655.	3,581.



Reff System

Order Code	Specification Information
Example: QRCEAL223654N2	
QR Reff Standard Special	To order please specify pattern number including:
C Corner	1. Grommet options:
E Extended	CF = Classic grommet in flush location
A 1 1/4" thick	PF = Profiles grommet in flush location
L Left Hand	N = No Grommet
22 24" returns	2. Grommet Finish
36 36" d at corner straight edge	
54 54" wide	
N No grommet	
2 V2 finish	
V319 Medium Cherry	

3. Finish type:
L = Laminate
M = Mixed (laminated surface with wood edge)
1 = V1
2 = V2
3 = V3

4. Top finish:

Product on this page will accept woodgrain laminate where laminate is currently an option.

These worksurfaces are predrilled with pilot holes for use with wood screws.

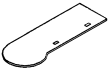
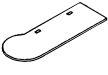
Worksurface stiffeners are recommended to provide additional support for open spans greater than 54" w.

Classic type grommet sits even with top of the worksurface. Profiles type grommets have a 1/16" thick flange which rests above the worksurface.

Note: When specifying "plated" Classic grommet - The cap is plated and the sleeve comes in black only.

Meeting tops

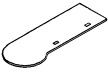
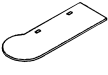
1 1/4" thick

description	w	d	pattern no.	lam.	M/V1	V2	V3
 <p>Worksurface 9-top</p> <p>42" diameter</p>	54"	30"	QRMA9A5430 N () () ()	\$1,922.	\$2,128.	\$2,447.	\$3,303.
	54"	36"	QRMA9A5436 N () () ()	1,922.	2,128.	2,447.	3,303.
	60"	30"	QRMA9A6030 N () () ()	1,949.	2,159.	2,481.	3,352.
	60"	36"	QRMA9A6036 N () () ()	1,949.	2,159.	2,481.	3,352.
	66"	30"	QRMA9A6630 () () () ()	1,974.	2,188.	2,515.	3,396.
	66"	36"	QRMA9A6636 () () () ()	1,974.	2,188.	2,515.	3,396.
	72"	30"	QRMA9A7230 () () () ()	2,003.	2,218.	2,551.	3,443.
	72"	36"	QRMA9A7236 () () () ()	2,003.	2,218.	2,551.	3,443.
	78"	30"	QRMA9A7830 () () () ()	2,030.	2,248.	2,586.	3,492.
	78"	36"	QRMA9A7836 () () () ()	2,030.	2,248.	2,586.	3,492.
	84"	36"	QRMA9A8436 () () () ()	2,086.	2,317.	2,664.	3,596.
	96"	36"	QRMA9A9636 () () () ()	2,114.	2,346.	2,699.	3,644.
 <p>Worksurface P-top</p> <p>42" diameter</p>	54"	30"	QRMPA5430 N () () ()	1,922.	2,128.	2,447.	3,303.
	54"	36"	QRMPA5436 N () () ()	1,922.	2,128.	2,447.	3,303.
	60"	30"	QRMPA6030 N () () ()	1,949.	2,159.	2,481.	3,352.
	60"	36"	QRMPA6036 N () () ()	1,949.	2,159.	2,481.	3,352.
	66"	30"	QRMPA6630 () () () ()	1,974.	2,188.	2,515.	3,396.
	66"	36"	QRMPA6636 () () () ()	1,974.	2,188.	2,515.	3,396.
	72"	30"	QRMPA7230 () () () ()	2,003.	2,218.	2,551.	3,443.
	72"	36"	QRMPA7236 () () () ()	2,003.	2,218.	2,551.	3,443.
	78"	30"	QRMPA7830 () () () ()	2,030.	2,248.	2,586.	3,492.
	78"	36"	QRMPA7836 () () () ()	2,030.	2,248.	2,586.	3,492.
	84"	36"	QRMPA8436 () () () ()	2,086.	2,317.	2,664.	3,596.
	96"	36"	QRMPA9636 () () () ()	2,114.	2,346.	2,699.	3,644.

Order Code	Specification Information	Application Information
Example: QRMPA5430N1	<i>To order please specify pattern number including:</i>	Actual widths of worksurface are 1/16" less than nominal dimension. Actual depth is 1/8" less than nominal dimension.
QR Reff Standard Special	<i>1. Grommet options:</i>	Products on this page are shipped without hardware which must be ordered separately from the support components section.
M9 Meeting 9-top	CF = Classic grommet in flush location	Product on this page will accept woodgrain laminate where laminate is currently an option.
A 1 1/4" thick	FR = Classic grommet in Recessed location	See Planning Guide for standard grommet locations. D-top grommet location is always centered at flat end.
54 54" wide	PF = Profiles grommet in Flush location	Knoll assumes no responsibility for special grommet locations which interfere with support or other hardware.
30 30" deep	PR = Profiles grommet in Recessed location	Refer to Planning Guide for modesty panel size requirements and all other support options.
N No grommet	N = No Grommet	Worksurface stiffeners are recommended to provide additional support for open spans greater than 54" w.
1 V1	<i>2. Grommet finish:</i>	Classic type grommet sits even with top of the worksurface.
Y311 Beech	Painted or Plated	Profiles type grommets have a 1/16" thick flange which rests above the worksurface.
	<i>3. Finish type:</i>	Note: When specifying "plated" Classic grommet - The cap is plated and the sleeve comes in black only.
	L = Laminate	Note: Recessed grommet location is not recommended for 20" and 24" deep tops.
	M = Wood/laminate mixed	
	1 = V1	
	2 = V2	
	3 = V3	
	<i>4. Top Finish:</i>	

Meeting tops

1 3/4" thick

description	w	d	pattern no.	lam.	M/V1	V2	V3
 <p>Worksurface 9-top 42" diameter</p>	54"	30"	QRMPB5430 N () () ()	\$2,125.	\$2,655.	\$3,052.	\$4,119.
	54"	36"	QRMPB5436 N () () ()	2,125.	2,655.	3,052.	4,119.
	60"	30"	QRMPB6030 N () () ()	2,153.	2,684.	3,087.	4,168.
	60"	36"	QRMPB6036 N () () ()	2,153.	2,684.	3,087.	4,168.
	66"	30"	QRMPB6630 () () () ()	2,180.	2,715.	3,121.	4,215.
	66"	36"	QRMPB6636 () () () ()	2,180.	2,715.	3,121.	4,215.
	72"	30"	QRMPB7230 () () () ()	2,206.	2,746.	3,157.	4,260.
	72"	36"	QRMPB7236 () () () ()	2,206.	2,746.	3,157.	4,260.
	78"	30"	QRMPB7830 () () () ()	2,233.	2,775.	3,193.	4,308.
	78"	36"	QRMPB7836 () () () ()	2,233.	2,775.	3,193.	4,308.
	84"	36"	QRMPB8436 () () () ()	2,296.	2,861.	3,289.	4,441.
	96"	36"	QRMPB9636 () () () ()	2,323.	2,889.	3,325.	4,488.
 <p>Worksurface P-top 42" diameter</p>	54"	30"	QRMPB5430 N () () ()	2,125.	2,655.	3,052.	4,119.
	54"	36"	QRMPB5436 N () () ()	2,125.	2,655.	3,052.	4,119.
	60"	30"	QRMPB6030 N () () ()	2,153.	2,684.	3,087.	4,168.
	60"	36"	QRMPB6036 N () () ()	2,153.	2,684.	3,087.	4,168.
	66"	30"	QRMPB6630 () () () ()	2,180.	2,715.	3,121.	4,215.
	66"	36"	QRMPB6636 () () () ()	2,180.	2,715.	3,121.	4,215.
	72"	30"	QRMPB7230 () () () ()	2,206.	2,746.	3,157.	4,260.
	72"	36"	QRMPB7236 () () () ()	2,206.	2,746.	3,157.	4,260.
	78"	30"	QRMPB7830 () () () ()	2,233.	2,775.	3,193.	4,308.
	78"	36"	QRMPB7836 () () () ()	2,233.	2,775.	3,193.	4,308.
	84"	36"	QRMPB8436 () () () ()	2,296.	2,861.	3,289.	4,441.
	96"	36"	QRMPB9636 () () () ()	2,323.	2,889.	3,325.	4,488.

Reff System

Order Code	Specification Information	Application Notes
<p>Example: QRMPB5430N1</p> <p>QR Reff Standard Special</p> <p>MP Meeting P-top</p> <p>B 1 3/4" thick</p> <p>54 54" wide</p> <p>30 30" deep</p> <p>N No grommet</p> <p>1 V1</p> <p>Y311 Beech</p>	<p>To order please specify pattern number including:</p> <ol style="list-style-type: none"> Top thickness Width Depth Grommet option Top finish type Top finish Grommet finish <p>1. Thickness options: A = 1 1/4" B = 1 3/4"</p> <p>4. Grommet options: N = No grommet F = Flush front grommet location R = Recessed grommet location</p> <p>5. Finish type: L = Laminate M = Wood/laminate mixed 1 = V1 2 = V2 3 = V3</p>	<p>Actual widths of worksurface are 1/16" less than nominal dimension. Actual depth is 1/8" less than nominal dimension.</p> <p>Additional spec option required for wrap around panel tops; specify mating trim profile. A = Flat B = Square C = Bullnose E = Extruded Aluminum</p> <p>Applicable finishes are listed on page 0 and 0.</p> <p>See Planning Guide for standard grommet locations.</p> <p>Knoll assumes no responsibility for special grommet locations which interfere with support or other hardware.</p>

Refer to Planning Guide for modesty panel size requirements and all other support options.

1 3/4" laminate tops on this page are edge banded to match post-formed contours.

Products on this page are shipped without hardware which must be ordered separately from the support components section.

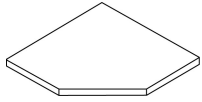
1 3/4" tops require support at mid point to reduce 48" spans or less.

1 3/4" tops require support at mid point to reduce spans to 66" or less.

Mixed finish 1 3/4" tops are not post-formed.

Reff Worksurfaces
straight front corner tops
1 1/4" thick

description	Return d	d	back w	w	pattern no.	L	M/V1	V2	V3
1 1/4" thick corner worksurface straight front corners	24"	30"	36"	36"	QRKA 363623-() ()	\$936.	\$1,071.	\$1,231.	\$1,663.
	24"	30"	36"	42"	QRKA 364223-() ()	983.	1,130.	1,300.	1,754.
	24"	30"	42"	36"	QRKA 423623-() ()	983.	1,130.	1,300.	1,754.
	24"	30"	42"	42"	QRKA 424223-() ()	1,035.	1,191.	1,368.	1,849.
	24"	30"	42"	48"	QRKA 424823-() ()	1,118.	1,286.	1,480.	1,999.
	24"	30"	48"	42"	QRKA 484223-() ()	1,118.	1,286.	1,480.	1,999.
	24"	30"	48"	48"	QRKA 484823-() ()	1,175.	1,350.	1,552.	2,095.
	30"	24"	36"	36"	QRKA 363632-() ()	936.	1,071.	1,231.	1,663.
	30"	24"	36"	42"	QRKA 364232-() ()	983.	1,130.	1,300.	1,754.
	30"	24"	42"	36"	QRKA 423632-() ()	983.	1,130.	1,300.	1,754.
	30"	24"	42"	42"	QRKA 424232-() ()	1,035.	1,191.	1,368.	1,849.
	30"	24"	42"	48"	QRKA 424832-() ()	1,118.	1,286.	1,480.	1,999.
	30"	24"	48"	42"	QRKA 484232-() ()	1,118.	1,286.	1,480.	1,999.
	30"	24"	48"	48"	QRKA 484832-() ()	1,175.	1,350.	1,552.	2,095.
	30"	30"	42"	42"	QRKA 424233-() ()	1,035.	1,191.	1,368.	1,849.
	30"	30"	48"	48"	QRKA 484833-() ()	1,175.	1,350.	1,552.	2,095.



Order Code	Specification Information	Additional Information
Example: QRKA363623N1	<i>To order please specify pattern number including:</i>	Please call Custom Product Development for special grommet locations.
QR Reff Standard Special	<i>1. Grommet options:</i>	Knoll accepts no responsibility for special grommet locations which interfere with support hardware.
K Straight front corner	CF = Classic grommet in flush location	Products on this page are shipped without hardware which must be ordered separately from the support components section.
A 1 1/4" top thickness	PF = Profiles grommet in flush location	Product on this page will accept woodgrain laminate where laminate is currently an option.
36 36" wide on left back	N = No Grommet	
36 36" wide on right back	<i>2. Grommet finish:</i>	
2 24" deep on left side	Painted or Plated	
3 30" deep on right side	<i>3. Finish type:</i>	
N No grommet	L = Laminate	
1 V1 finish	M = Wood/laminate mixed	
Y324 Ash	1 = V1	
	2 = V2	
	3 = V3	
	<i>4. Top finish</i>	

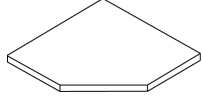
These worksurfaces are predrilled with pilot holes for use with wood screws.

Actual widths are 1/16" less all around on corner worksurfaces.

Classic type grommet sits even with top of the worksurface. Profiles type grommets have a 1/16" thick flange which rests above the worksurface.

Note: When specifying "plated" Classic grommet - The cap is plated and the sleeve comes in Black only.

Reff Worksurfaces
straight front corner tops
1 3/4" thick

description	Return d	d	Back w	w	pattern no.	lam.	M/V1	V2	V3
1 3/4" thick corner worksurface straight front corners	24"	30"	36"	36"	QRKB 363623-()()	\$1,118.	\$1,446.	\$1,664.	\$2,245.
	24"	30"	36"	42"	QRKB 364223-()()	1,178.	1,509.	1,734.	2,342.
	24"	30"	42"	36"	QRKB 423623-()()	1,178.	1,509.	1,734.	2,342.
	24"	30"	42"	42"	QRKB 424223-()()	1,244.	1,584.	1,823.	2,460.
	24"	30"	42"	48"	QRKB 424823-()()	1,345.	1,697.	1,952.	2,637.
	24"	30"	48"	42"	QRKB 484223-()()	1,345.	1,697.	1,952.	2,637.
	24"	30"	48"	48"	QRKB 484823-()()	1,411.	1,773.	2,040.	2,752.
	30"	24"	36"	36"	QRKB 363632-()()	1,118.	1,446.	1,664.	2,245.
	30"	24"	36"	42"	QRKB 364232-()()	1,178.	1,509.	1,734.	2,342.
	30"	24"	42"	36"	QRKB 423632-()()	1,178.	1,509.	1,734.	2,342.
	30"	24"	42"	42"	QRKB 424232-()()	1,244.	1,584.	1,823.	2,460.
	30"	24"	42"	48"	QRKB 424832-()()	1,345.	1,697.	1,952.	2,637.
	30"	24"	48"	42"	QRKB 484232-()()	1,345.	1,697.	1,952.	2,637.
	30"	24"	48"	48"	QRKB 484832-()()	1,411.	1,773.	2,040.	2,752.
	30"	30"	42"	42"	QRKB 424233-()()	1,244.	1,584.	1,823.	2,460.
	30"	30"	48"	48"	QRKB 484833-()()	1,411.	1,773.	2,040.	2,752.

Reff System

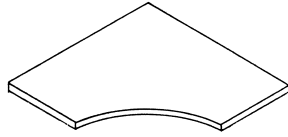
Order Code	Specification Information	Application Notes
Example: QRKB363623N1	<i>To order please specify pattern number including:</i>	Please call Custom Product Development for special grommet locations.
QR Reff Standard Special	1. Top thickness	<p>Knoll accepts no responsibility for special grommet locations which interfere with support hardware.</p> <p>Products on this page are shipped without hardware which must be ordered separately from the support components section.</p> <p>Mixed finish 1 3/4" tops are not post-formed.</p>
K Straight front corner	2. Left hand width	
B 1 3/4" top thickness	3. Right hand width	
36 36" wide on left back	4. Return left hand depth	
36 36" wide on right back	5. Return right hand depth	
2 24" deep on left side	6. Grommet option	
3 30" deep on right side	7. Finish type	
N No grommet	8. Top finish	
1 V1 finish	9. Grommet finish	
Y324 Ash	<p>1. <i>Top thickness:</i> A = 1 1/4" B = 1 3/4"</p> <p>6. <i>Grommet options:</i> N = No grommets F = Standard corner location</p> <p>7. <i>Finish type:</i> L = Laminate M = Wood/laminate mixed 1 = V1 2 = V2 3 = V3</p>	<p>Actual widths are 1/16" less all around on corner worksurfaces.</p> <p>1 1/4" Product on this page will accept woodgrain laminate where laminate is currently an option.</p> <p>Applicable finishes are listed on page 86.</p>

Reff Worksurfaces

curvilinear corner tops

Standard Specials Systems

description	Return d	d	Back w	w	pattern no.	lam.	M/V1	V2	V3
1 1/4" thick corner worksurface curved front corners	24"	30"	36"	36"	QRCA 363623-() ()	\$936.	\$1,071.	\$1,231.	\$1,663.
	24"	30"	36"	42"	QRCA 364223-() ()	983.	1,130.	1,300.	1,754.
	24"	30"	42"	36"	QRCA 423623-() ()	983.	1,130.	1,300.	1,754.
	24"	30"	42"	42"	QRCA 424223-() ()	1,035.	1,191.	1,368.	1,849.
	24"	30"	42"	48"	QRCA 424823-() ()	1,118.	1,286.	1,480.	1,999.
	24"	30"	48"	42"	QRCA 484223-() ()	1,118.	1,286.	1,480.	1,999.
	24"	30"	48"	48"	QRCA 484823-() ()	1,175.	1,350.	1,552.	2,095.
	30"	24"	36"	36"	QRCA 363632-() ()	936.	1,071.	1,231.	1,663.
	30"	24"	36"	42"	QRCA 364232-() ()	983.	1,130.	1,300.	1,754.
	30"	24"	42"	36"	QRCA 423632-() ()	983.	1,130.	1,300.	1,754.
	30"	24"	42"	42"	QRCA 424232-() ()	1,035.	1,191.	1,368.	1,849.
	30"	24"	42"	48"	QRCA 424832-() ()	1,118.	1,286.	1,480.	1,999.
	30"	24"	48"	42"	QRCA 484232-() ()	1,118.	1,286.	1,480.	1,999.
	30"	24"	48"	48"	QRCA 484832-() ()	1,175.	1,350.	1,552.	2,095.
	30"	30"	42"	42"	QRCA 424233-() ()	1,035.	1,191.	1,368.	1,849.
	30"	30"	48"	48"	QRCA 484833-() ()	1,175.	1,350.	1,552.	2,095.



Order Code	Specification Information	Application Notes
Example: QRCA363636N1	<i>To order please specify pattern number including:</i>	Radius of curved front changes with overall top size. See Planning Guide.
QR Reff Standard Special	<i>1. Grommet options:</i>	Actual widths of worksurface are 1/16" less than nominal dimension. Actual depth is 1/8" less than nominal dimension.
C Curved front corner	CF = Classic grommet in flush location	Products on this page are shipped without hardware which must be ordered separately from the support components section.
A 1 1/4" thick	PF = Profiles grommet in flush location	
36 36" wide on left back	N = No Grommet	Product on this page will accept woodgrain laminate where laminate is currently an option.
36 36" wide on right back	<i>2. Grommet finish:</i>	These worksurfaces are predrilled with pilot holes for use with wood screws.
2 24" deep on left side	Painted or Plated	Curvilinear worksurfaces only available in 1 1/4" thick.
3 30" deep on right side	<i>3. Finish type:</i>	See Planning Guide for grommet locations.
N No grommet	L = Laminate	
1 VI finish	M = Wood/laminate mixed	
Y324 Ash	1 = V1	
	2 = V2	
	3 = V3	
	<i>4. Top finish</i>	

Knoll accepts no responsibility for special grommet locations which interfere with support or other hardware.

Please call Custom Product Development for special grommet locations.

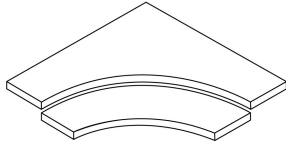
Classic type grommet sits even with top of the worksurface. Profiles type grommets have a 1/16" thick flange which rests above the worksurface.

Note: When specifying "plated" Classic grommet - The cap is plated and the sleeve comes in Black only.

Reff Worksurfaces

split curvilinear corner tops

description	Return d	d	Back w	w	pattern no.	lam.	M/V1	V2	V3
1 1/4" thick split curvilinear corner worksurface with 10" D split front	24"	24"	36"	36"	QRCAS 363622-()()	\$1,610.	\$1,758.	\$2,022.	\$2,730.
	24"	24"	42"	42"	QRCAS 424222-()()	1,711.	1,880.	2,162.	2,917.
	24"	24"	48"	48"	QRCAS 484822-()()	1,850.	2,037.	2,343.	3,164.
	30"	30"	42"	42"	QRCAS 424233-()()	1,711.	1,880.	2,162.	2,917.
	30"	30"	48"	48"	QRCAS 484833-()()	1,850.	2,037.	2,343.	3,164.



NOTE: Split Top Mechanism to be ordered separately from the Interaction Price List

Order IBST18 split-top mechanism for QRCAS363622, QRCAS424233
 Order IBST22 split-top mechanism for QRCAS424222, QRCAS484822
 Order IBST28 split-top mechanism for QRCAS484833

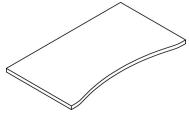
Order Code	Specification Information	Application Notes
Example: QRCAS363622N1	<i>To order please specify pattern number including:</i>	Radius of curved front changes with overall top size. See Planning Guide.
QR Reff Standard Special		
C Curved front corner	<i>1. Grommet options:</i>	Actual widths of worksurface are 1/16" less than nominal dimension. Actual depth is 1/8" less than nominal dimension.
A 1 1/4" thick	CF = Classic grommet in flush location	Knoll accepts no responsibility for special grommet locations which interfere with support or other hardware.
S Split Top	PF = Profiles grommet in flush location	Please call Custom Product Development for special grommet locations.
36 36" wide on left back	N = No Grommet	Classic type grommet sits even with top of the worksurface. Profiles type grommets have a 1/16" thick flange which rests above the worksurface.
36 36" wide on right back		Note: When specifying "plated" Classic grommet - The cap is plated and the sleeve comes in Black only.
2 24" deep on left side	<i>2. Grommet finish:</i>	
2 24" deep on right side	Painted or Plated	
N No grommet	<i>3. Finish type:</i>	
1 V1 finish	L = Laminate	These worksurfaces are predrilled with pilot holes for use with wood screws.
Y324 Ash	M = Wood/laminate mixed	Curvilinear worksurfaces only available in 1 1/4" thick.
	1 = V1	See Planning Guide for grommet locations.
	2 = V2	
	3 = V3	
	<i>4. Top finish</i>	

Reff Worksurfaces

1 1/4" concave

Standard Specials Systems

description	d	w	pattern no.	L	M/V1	V2	V3
Concave top	24"	42"	QRCAVE422 () ()	\$827.	\$954.	\$1,097.	\$1,481.
concave depth=21"d	24"	48"	QRCAVE482 () ()	859.	990.	1,140.	1,539.



Order Code	Specification Information	Application Notes
Example: QRCAVE422 F 2 V316 111	<i>To order please specify pattern number including:</i>	Product on this page will accept woodgrain laminate where laminate is currently an option.
QR Reff	<i>1. Grommet options:</i>	Products on this page are shipped without hardware which must be ordered separately from the support components section.
CAVE 1 1/4" Concave	CF = Classic grommet in Flush location	Worksurface stiffeners recommended to provide additional support for open spans greater than 54"w.
42 42" wide	PF = Profiles grommet in Flush location	These worksurfaces are predrilled with pilot holes for use with wood screws.
2 24" deep	N = No Grommet	Classic type grommet sits even with top of the work surface.
2 V2 finish	<i>2. Grommet finishes:</i>	Profiles type grommets have a 1/16" thick flange which rests above the work surface.
F Flush grommet	Painted or Plated	Note: When specifying "plated" Classic grommet - The cap is plated and the sleeve comes in black only.
2 V2 finish	<i>3. Finish type:</i>	Note: Recessed grommet location is not recommended for 20" and 24" deep tops.
V316 Light Maple finish	L = Laminate	
111 Black grommet finish	M = Wood/laminate mixed	
	1 = V1	
	2 = V2	
	3 = V3	

Reff Worksurfaces
for Calibre Front Lateral Files C2F and end panel
1 1/4" thick

Standard Specials Systems

description	d	w	pattern no.	L	M/V1	V2	V3
File top, 1 1/4" thick for Calibre front lateral file + one 18" deep end panel no grommet	18"	31"	QRSAEC3118()	\$463.	\$517.	\$592.	\$803.
	18"	37"	QRSAEC3718()	482.	540.	621.	838.
	18"	43"	QRSAEC4318()	507.	561.	645.	871.
	18"	61"	QRSAEC6118()	581.	650.	749.	1,012.
	18"	67"	QRSAEC6718()	615.	686.	784.	1,061.
	18"	73"	QRSAEC7318()	622.	692.	796.	1,076.
	18"	79"	QRSAEC7918()	661.	741.	848.	1,145.
	18"	85"	QRSAEC8518()	692.	768.	882.	1,193.
	18"	91"	QRSAEC9118()	718.	796.	915.	1,235.
	18"	97"	QRSAEC9718()	780.	867.	996.	1,344.
	18"	103"	QRSAEC10318()	844.	936.	1,076.	1,454.
18"	109"	QRSAEC10918()	906.	1,007.	1,157.	1,563.	
File top, 1 1/4" thick for Calibre front lateral file back to back + one 36" deep end panel no grommet	36"	31"	QRSAEC3136()	687.	765.	879.	1,188.
	36"	37"	QRSAEC3736()	714.	796.	915.	1,236.
	36"	43"	QRSAEC4336()	771.	858.	985.	1,333.
	36"	61"	QRSAEC6136()	825.	917.	1,060.	1,429.
	36"	67"	QRSAEC6736()	853.	951.	1,093.	1,476.
	36"	73"	QRSAEC7336()	920.	1,019.	1,172.	1,581.
	36"	76"	QRSAEC7936()	987.	1,088.	1,252.	1,688.
	36"	85"	QRSAEC8536()	1,056.	1,156.	1,330.	1,796.
	36"	91"	QRSAEC9136()	1,122.	1,226.	1,410.	1,901.
	36"	97"	QRSAEC9736()	1,191.	1,296.	1,488.	2,009.
	36"	103"	QRSAEC10336()	1,257.	1,363.	1,567.	2,116.
36"	109"	QRSAEC10936()	1,325.	1,432.	1,646.	2,223.	

Reff System

Order Code	Specification Information	Application Notes
Example: QRSAEC3118 2 V316	<i>To order please specify pattern number including:</i>	To build an enclosure, end panel(s) + top, for Calibre Front C2F lateral files.
QRSA Reff rectangular 1 1/4" thick top	1. Top finish	
EC For Calibre front file + end panel	Product on this page will accept woodgrain laminate where laminate is currently an option.	Not to be used with modesty panel.
31 Width		No grommet.
18 Depth		
V316 Maple finish		

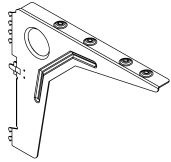
Reff Worksurfaces
for Calibre Front Lateral Files C2F and end panels
1 1/4" thick

Standard Specials Systems

description	d	w	pattern no.	L	V1	V2	V3
File top, 1 1/4" thick for Calibre front lateral file + two 18" deep end panel no grommet	18"	32"	QRSAEC3218()	\$463.	\$517.	\$592.	\$803.
	18"	38"	QRSAEC3818()	482.	540.	621.	838.
	18"	44"	QRSAEC4418()	507.	561.	645.	871.
	18"	62"	QRSAEC6218()	581.	650.	749.	1,012.
	18"	68"	QRSAEC6818()	615.	686.	784.	1,061.
	18"	74"	QRSAEC7418()	622.	692.	796.	1,076.
	18"	80"	QRSAEC8018()	661.	741.	848.	1,145.
	18"	86"	QRSAEC8618()	692.	768.	882.	1,193.
	18"	92"	QRSAEC9218()	718.	796.	915.	1,235.
	18"	98"	QRSAEC9818()	780.	867.	996.	1,344.
	18"	104"	QRSAEC10418()	844.	936.	1,076.	1,454.
18"	110"	QRSAEC11018()	906.	1,007.	1,157.	1,563.	
File top, 1 1/4" thick for Calibre front lateral file back to back + two 36" deep end panels no grommet	36"	32"	QRSAEC3236()	687.	765.	879.	1,188.
	36"	38"	QRSAEC3836()	714.	796.	915.	1,236.
	36"	44"	QRSAEC4436()	771.	858.	985.	1,333.
	36"	62"	QRSAEC6236()	825.	917.	1,060.	1,429.
	36"	68"	QRSAEC6836()	853.	951.	1,093.	1,476.
	36"	74"	QRSAEC7436()	920.	1,019.	1,172.	1,581.
	36"	80"	QRSAEC8036()	987.	1,088.	1,252.	1,688.
	36"	86"	QRSAEC8636()	1,056.	1,156.	1,330.	1,796.
	36"	92"	QRSAEC9236()	1,122.	1,226.	1,410.	1,901.
	36"	98"	QRSAEC9836()	1,191.	1,296.	1,488.	2,009.
	36"	104"	QRSAEC10436()	1,257.	1,363.	1,567.	2,116.
36"	110"	QRSAEC11036()	1,325.	1,432.	1,646.	2,223.	

Order Code	Specification Information	Application Notes
Example: QRSAEC3218 2 V316	<i>To order please specify pattern number including:</i>	To build an enclosure, end panel(s) + top, for Calibre Front C2F lateral files.
QRSA Reff rectangular 1 1/4" thick top	1. Top finish	
EC For Calibre front file + end panel	Product on this page will accept woodgrain laminate where laminate is currently an option.	Not to be used with modesty panel.
32 Width		No grommet.
18 Depth		
V316 Maple finish		

description	d	pattern no.	P1	P2	P3
Cantilever bracket, panel hung	11"	QRBC11 (L/R)	\$112.		
	18"	RBC18 (L/R)	96.	106.	111.



specify paint finish

Corner top corner bracket		RBCC	19.		
---------------------------	--	-------------	-----	--	--

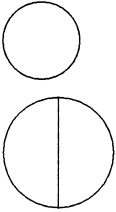


available in black only

Order Code	Specification Information	Application Notes
Example: QRBC11L 115	<i>To order please specify pattern number including:</i> 1. Left or right-hand, where applicable. 2. Finish	Applicable finishes are listed on page 86.
QR Reff Standard Special		
B Bracket		
C Cantilever		
11 18" deep		
L Left hand		
115 Medium Grey		

conference room tops

1 1/4" and 1 3/4" thick round - No Grommets - No Drilling

description	h	dia	pattern no.	lam.	M/V1	V2	V3	
Round tops 	1 1/4"	24"	QRTA2424 () ()	\$766.	\$851.	\$977.	\$1,317.	
		30"	QRTA3030 () ()	800.	887.	1,020.	1,378.	
		54"	QRTA5454 () () *	2,393.	2,655.	3,052.	4,119.	
	* top in two pieces							
	1 3/4"	24"	QRTB2424 () ()	926.	1,364.	1,568.	2,118.	
		30"	QRTB3030 () ()	959.	1,402.	1,611.	2,176.	
54"		QRTB5454 () () *	2,871.	3,666.	4,217.	5,693.		
* top in two pieces								

Order Code

Example: QRTA30302	
QR	Reff Standard Special
T	Rounded top
A	1 1/4" thick
36	36" wide
30	30" deep
2	V2 finish
V319	Medium cherry

Specification Information

To order please specify pattern number including:

1. Top thickness
2. Width
3. Depth
4. Finish type
5. Finish

1. Thickness options:
A = 1 1/4"
B = 1 3/4"

4. Finish type:
L = Laminate
M = Wood/laminate mixed
1 = V1
2 = V2
3 = V3

*Round tops in two pieces.

Application Notes

Top to top brackets included.

See table base matrix in Planning Guide pages 140 and 141.

1 1/4" tops require support at mid point to reduce spans to 48" or less.

Tops have no radius on edges that adjoin.

1 3/4" tops require support at mid point to reduce spans to 66" or less.

Laminate and mixed finish 1 3/4" tops on this page are not post formed.

All tops on this page are without grommets or drillings. The intended use of these products is to provide conference room table options.

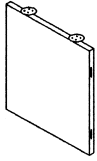
Actual widths of worksurface are 1/16" less than nominal dimension. Actual depth is 1/8" less than nominal dimension.

1 1/4" Product on this page will accept woodgrain laminate where laminate is currently an option.

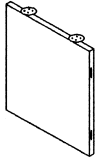
Applicable finishes are listed on page 86.

Reff support components end panels

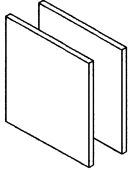
description	d	w	h	pattern no.	lam.	V1	V2	V3
Endpanel, for use in building flush or cantilevered worksurfaces. Standard height	1"	35"	26 1/2"	QRE35F-() ()	\$318.	\$528.	\$608.	\$820.



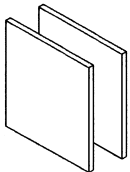
Endpanel, for use in building flush or cantilevered worksurfaces. Desk height	1"	35"	28 3/8"	QREDH35F-() ()	332.	555.	638.	860.
---	----	-----	---------	-------------------------	------	------	------	------



Endpanel, for recessed modesty worksurfaces. Standard height	1"	24"	26 1/2"	QRE24-() ()	598.	983.	1,131.	1,524.
	<i>sold in pairs with 3" recess</i>							



Endpanel, for recessed modesty worksurfaces. Desk height	1"	24"	28 3/8"	QREDH24-() ()	628.	1,033.	1,187.	1,601.
	<i>sold in pairs with 3" recess</i>							

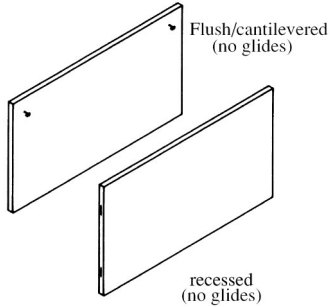


Reff System

Order Code	Specification Information	Application Notes
Example: QRE35FL118	<i>To order please specify pattern number including:</i>	Product on this page will accept woodgrain laminate where laminate is currently an option.
QR Reff Standard Special	1. <i>Finish type</i>	Applicable finishes are listed on page 86.
E End panel	2. <i>Finish</i>	
35 35" panel dimension	1. <i>Finish type:</i>	End panels come with all hardware necessary to attach to tops and each other to build freestanding desks. To join tops to tops or bridge assemblies to desk, hardware must be ordered.
F Flush modesty placement	L = Laminate	
L Laminate	1 = V1	
118 Bright White	2 = V2	Glides ship with all supports on this page except the recessed modesty panel.
	3 = V3	
		Please see Planning Guide for freestanding planning instruction.

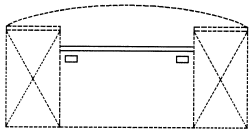
Reff support components modesty panels

description	d	w	h	pattern no.	L	V1	V2	V3
Modesty panels with hardware. ¹⁵ / ₁₆ " actual thickness (standard height)	1"	102"	26 1/2"	QRB102(M/H)(F/R)() ()	\$784.	\$1,089.	\$1,252.	\$1,689.
	1"	108"	26 1/2"	QRB108(M/H)(F/R)() ()	853.	1,162.	1,336.	1,805.
	1"	114"	26 1/2"	QRB114(M/H)(F/R)() ()	924.	1,234.	1,421.	1,919.
	1"	120"	26 1/2"	QRB120(M/H)(F/R)() ()	991.	1,309.	1,507.	2,033.



Modesty panels with hardware. ¹⁵ / ₁₆ " actual thickness (desk height)	1"	102"	28 3/8"	QRBDH102M(F/R)() ()	824.	1,144.	1,314.	1,773.
	1"	108"	28 3/8"	QRBDH108M(F/R)() ()	898.	1,220.	1,403.	1,894.
	1"	114"	28 3/8"	QRBDH114M(F/R)() ()	969.	1,298.	1,491.	2,014.
	1"	120"	28 3/8"	QRBDH120M(F/R)() ()	1,041.	1,376.	1,581.	2,135.

Short modesty panel (standard height)	1"	28"	26 1/2"	QRB28MR() ()	351.	498.	571.	773.
	1"	34"	26 1/2"	QRB34MR() ()	388.	545.	627.	847.
	1"	46"	26 1/2"	QRB46MR() ()	469.	666.	768.	1,036.
	1"	58"	26 1/2"	QRB58MR() ()	509.	720.	828.	1,117.



Use of short modesty panel

Pedestals and finished back for pedestal must each be ordered separately

Short modesty comes with attachment brackets to secure modesty panel to sides of pedestals.

Order:

28" modesty for 60" bow top

34" modesty for 66" bow top

46" modesty for 78" bow top

58" modesty for 90" bow top

When ordering 30"d bow top for use with short modesty, specify **recessed** grommet location

When ordering 36"d bow top for use with short modesty, specify **alternate** grommet location

Short modesty panel (desk height)	1"	28"	28 3/8"	QRBDH28MR() ()	367.	523.	602.	811.
	1"	34"	28 3/8"	QRBDH34MR() ()	407.	571.	658.	888.
	1"	46"	28 3/8"	QRBDH46MR() ()	492.	700.	805.	1,088.
	1"	58"	28 3/8"	QRBDH58MR() ()	535.	754.	870.	1,175.

Order Code

Example:	QRBDH120MFL114
QR	Reff Standard Special
B	Back panel
DH	Desk height (28 3/8")
120	120"
M	Full height
F	Modesty placement, flush
L	Finish type, laminate
114	Finish, Folkstone grey

Specification Information

To order please specify pattern number including:

1. Modesty type
2. Modesty placement
3. Finish type
4. Finish

1. Modesty type:
M = Full height (26 1/2"H or ²⁸³/₈")
H = Half height

2. Modesty placement:
F = Flush, cantilevered
R = Recessed

3. Finish type:
L = Laminate
1 = V1
2 = V2
3 = V3

Application Notes

Product on this page will accept woodgrain laminate where laminate is currently an option.

Modesty panels ship with all hardware necessary to attach to tops and each other to build freestanding desks. To join tops to tops or bridge assemblies to desk, hardware must be ordered separately.

Modesty panel lengths are nominal, length changes on option selected.

Glides ship with all supports on this page except the recessed modesty panel.

Please see Reff Planning Guide for freestanding planning instructions.

Reff support components

end panel for Calibre Front C2F Lateral Files

Standard Specials Systems

description	w	d	h	pattern no.	L	V1	V2	V3
End panel, for end of a Calibre Front lateral file	18"	1"	27"	QREC2718 () ()	\$278.	\$469.	\$539.	\$728.
1 1/16" actual thickness	18"	1"	39"	QREC3918 () ()	354.	596.	686.	926.
	18"	1"	63"	QREC6318 () ()	504.	852.	980.	1,323.
	18"	1"	58.5"	QREC5818 () ()	480.	809.	1,069.	1,242.
	36"	1"	27"	QREC2736 () ()	332.	561.	645.	872.
	36"	1"	39"	QREC3936 () ()	422.	713.	820.	1,107.
	36"	1"	63"	QREC6336 () ()	607.	1,024.	1,177.	1,591.
	36"	1"	58.5"	QREC5836 () ()	574.	969.	1,114.	1,504.

Order Code

Example: QREC2718 2 V316
QR Reff Standard Special
E End panel
C For Calibre front file
27 Height
18 Depth
2 V2 finish
V316 Maple finish

Specification Information

To order please specify pattern number including:

1. *Finish Type*,
L = Laminate
1 = V1
2 = V2
3 = V3
2. *Finish*

Product on this page will accept woodgrain laminate where laminate is currently an option.

Application Notes

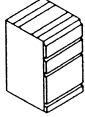
To build an enclosure, end panel(s) + top, for Calibre Front C2F lateral files.

Include levellers and disc attachment hardwards.

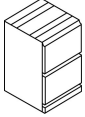
Not to be used with modesty panel.

Reff Cabinetry
pedestals, 17" W
wood interiors, standard height

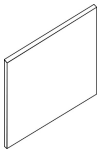
description	w	d	h	pattern no.	L	V1	V2	V3
Pedestal for UK filing standard height	17"	19"	26 1/2"	QR211JUK-() W () L	\$1,527.	\$1,781.	\$2,048.	\$2,764.
BBF	17"	23"	26 1/2"	QR212JUK-() W () L	1,699.	1,987.	2,285.	3,084.
	17"	29"	26 1/2"	QR213JUK-() W () L	1,851.	2,164.	2,488.	3,359.



Pedestal for UK filing standard height	17"	19"	26 1/2"	QR211KUK-() W () L	1,422.	1,662.	1,911.	2,580.
FF	17"	23"	26 1/2"	QR212KUK-() W () L	1,678.	1,960.	2,254.	3,041.
	17"	29"	26 1/2"	QR213KUK-() W () L	1,829.	2,139.	2,460.	3,321.



Pedestal back for UK	17"	1"	26 1/2"	QRPAB17UK-() ()	160.	182.	208.	282.
----------------------	-----	----	---------	-------------------	------	------	------	------

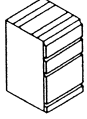


Order Code	Specification Information	Application Notes
Example: QR211JUKLWDL	<i>To order please specify pattern number including:</i>	3. Pull Option (where applicable) D = metal D-pull (finish optional) J = routed J-pull (finish matches case) C = nickel finish C-pull (nickel finish only) S = S-pull (stainless steel finish only) R = Cylinder T = Tab F = Bar H = Out Line
QR Reff Standard Special	1. Finish type	Pedestals do not come with lock included. Keying instructions must accompany all cabinet orders.
2 26 1/2"H	2. Pull option	File drawers include file bars for front to back and side to side filing. File drawers do not support bottom loading.
1 17" wide	3. Keying instructions	Random locks are factory installed.
1 19" deep	4. Finish	Keyalike are field installed using the KnollKey order form.
J Box box file config.	*After specifying product code, provide keying instructions.	Each locking pedestal on this page counts for one lock core.
L Laminate finish	1. Finish type:	
W Wood interior	L = Laminate	
D Metal D-pull	1 = V1	
L Lock hole drilled	2 = V2	
	3 = V3	
	2. Interior options:	
	W = Wood	
		4. Lock options: L = Drilled to accept lock
		6. Refer to page 188 for keying instructions.
		Product on this page excluding J-pull option will accept woodgrain laminate where laminate is currently an option.
		Each pedestal with wood drawers includes one pencil tray and two tray dividers in top box drawer.
		Pedestals must be ordered with back panel to achieve full depth without a modesty panel.

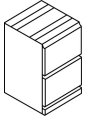
Applicable finishes are listed on page 86.

Reff Cabinetry
pedestals, 17" W
wood interiors, desk height

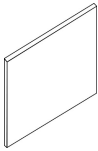
description	w	d	h	pattern no.	L	V1	V2	V3
Pedestal for UK filing	17"	19"	28 ³ / ₈ "	QR111JUK-() W () L	\$1,604.	\$1,871.	\$2,151.	\$2,905.
desk height	17"	23"	28 ³ / ₈ "	QR112JUK-() W () L	1,784.	2,086.	2,400.	3,239.
BBF	17"	29"	28 ³ / ₈ "	QR113JUK-() W () L	1,942.	2,273.	2,615.	3,528.



Pedestal for UK filing	17"	19"	28 ³ / ₈ "	QR111KUK-() W () L	1,494.	1,744.	2,005.	2,707.
desk height	17"	23"	28 ³ / ₈ "	QR112KUK-() W () L	1,760.	2,055.	2,364.	3,191.
FF	17"	29"	28 ³ / ₈ "	QR113KUK-() W () L	1,918.	2,246.	2,583.	3,486.



Pedestal back for UK	17"	1"	28 ³ / ₈ "	QRPDHB17UK-() ()	169.	191.	220.	294.
----------------------	-----	----	----------------------------------	--------------------	------	------	------	------



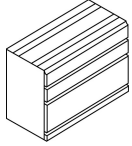
Order Code	Specification Information	Application Notes
Example: QR211JUKLWDL	To order please specify pattern number including:	3. Pull Option (where applicable) D = metal D-pull (finish optional) J = routed J-pull (finish matches case) C = nickel finish C-pull (nickel finish only) S = S-pull (stainless steel finish only) R = Cylinder T = Tab F = Bar H = Out Line
QR Reff Standard Special	1. Finish type	Pedestals do not come with lock included. Keying instructions must accompany all cabinet orders.
2 26 1/2"H	2. Pull option	File drawers include file bars for front to back and side to side filing. File drawers do not support bottom loading.
1 17" wide	3. Keying instructions	Random locks are factory installed.
1 19" deep	4. Finish	Keyalike are field installed using the KnollKey order form.
J Box box file config.	*After specifying product code, provide keying instructions.	Each locking pedestal on this page counts for one lock core.
L Laminate finish	1. Finish type:	
W Wood interior	L = Laminate	
D Metal D-pull	1 = V1	
L Lock hole drilled	2 = V2	
	3 = V3	
	2. Interior options:	
	W = Wood	
		4. Lock options: L = Drilled to accept lock
		6. Refer to page 188 for keying instructions.
		Product on this page excluding J-pull option will accept woodgrain laminate where laminate is currently an option.
		Each pedestal with wood drawers includes one pencil tray and two tray dividers in top box drawer.
		Pedestals must be ordered with back panel to achieve full depth without a modesty panel.

Applicable finishes are listed on page 86.

Reff Cabinetry
pedestals, 30" and 36" W
wood interiors

Standard Specials Systems

description	w	d	h	pattern no.	L	V1	V2	V3
Pedestal	30"	19"	26 1/2"	QRP231J-() () L () ()	\$1,996.	\$2,326.	\$2,671.	\$3,598.
standard height	30"	23"	26 1/2"	QRP232J-() () L () ()	2,212.	2,584.	2,967.	3,999.
BBF	36"	19"	26 1/2"	QRP261J-() () L () ()	2,462.	2,870.	3,296.	4,442.
	36"	23"	26 1/2"	QRP262J-() () L () ()	2,707.	3,162.	3,632.	4,895.



Order Code

Example:	RP211JLWDL
R	Reff
P	Pedestal
2	26 1/2"H
1	16" wide
1	19" deep
J	Box box file config.
L	Laminate finish
W	Wood interior
D	Metal D-pull
L	Lock hole drilled

Applicable finishes are listed on page 86.

Specification Information

To order please specify pattern number including:

- Hinge location, where applicable
- Finish type
- Interior option
- Pull option
- Lock option, applicable hinged doors only
- Keying instructions
- Finish

***After specifying product code, provide keying instructions.**

1. Hinge location:
L = Left hand
R = Right hand

2. Finish type:
L = Laminate
1 = V1
2 = V2
3 = V3

3. Interior options:
W = Wood

Application Notes

4. Pull Option (where applicable)
D = metal D-pull (finish optional)
J = routed J-pull (finish matches case)
C = nickel finish C-pull (nickel finish only)
S = S-pull (stainless steel finish only)
R = Cylinder
T = Tab
F = Bar
H = Out Line

5. Lock options:
L = Drilled to accept lock
N = No drilling

6. Refer to page 188 for keying instructions.

Product on this page excluding J-pull option will accept woodgrain laminate where laminate is currently an option.

Pedestals must be ordered with back panel to achieve full depth without a modesty panel.

Pedestals do not come with lock included. Keying instructions must accompany all cabinet orders.

Hinge door cabinets have optional lock drilling which can be specified in the cabinet product code.

Mobile pedestals are always equipped with finished backs.

File drawers include file bars for front to back and side to side filing. File drawers do not support bottom loading.

Random locks are factory installed.

Keyalike are field installed using the KnollKey order form.

Each locking pedestal on this page counts for one lock core.

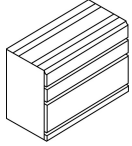
Reff Cabinetry

pedestals, 30" and 36" W

metal interiors

Standard Specials Systems

description	w	d	h	pattern no.	L	V1	V2	V3
Pedestal	30"	19"	26 1/2"	QRP231J-()()L()()	\$1,667.	\$1,945.	\$2,232.	\$3,005.
standard height	30"	23"	26 1/2"	QRP232J-()()L()()	1,712.	2,001.	2,298.	3,093.
BBF	36"	19"	26 1/2"	QRP261J-()()L()()	1,777.	2,074.	2,379.	3,204.
	36"	23"	26 1/2"	QRP262J-()()L()()	1,815.	2,122.	2,435.	3,280.



Reff System

Order Code	Specification Information	Application Notes
<p>Example: RP211JLWDL</p> <p>R Reff</p> <p>P Pedestal</p> <p>2 26 1/2"H</p> <p>1 16" wide</p> <p>1 19" deep</p> <p>J Box box file config.</p> <p>L Laminate finish</p> <p>W Wood interior</p> <p>D Metal D-pull</p> <p>L Lock hole drilled</p>	<p>To order please specify pattern number including:</p> <ol style="list-style-type: none"> Hinge location, where applicable Finish type Interior option Pull option Lock option, applicable hinged doors only Keying instructions Finish <p>*After specifying product code, provide keying instructions.</p> <p>1. Hinge location: L = Left hand R = Right hand</p> <p>2. Finish type: L = Laminate 1 = V1 2 = V2 3 = V3</p> <p>3. Interior options: M = Metal</p>	<p>4. Pull Option (where applicable) D = metal D-pull (finish optional) J = routed J-pull (finish matches case) C = nickel finish C-pull (nickel finish only) S = S-pull (stainless steel finish only) R = Cylinder T = Tab F = Bar H = Out Line</p> <p>5. Lock options: L = Drilled to accept lock N = No drilling</p> <p>6. Refer to page 188 for keying instructions.</p> <p>Product on this page excluding J-pull option will accept woodgrain laminate where laminate is currently an option.</p> <p>Pedestals must be ordered with back panel to achieve full depth without a modesty panel.</p>

Applicable finishes are listed on page 86.

Pedestals do not come with lock included. Keying instructions must accompany all cabinet orders.

Hinge door cabinets have optional lock drilling which can be specified in the cabinet product code.

Mobile pedestals are always equipped with finished backs.

File drawers include file bars for front to back and side to side filing. File drawers do not support bottom loading.

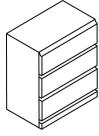
Random locks are factory installed.

Keyalike are field installed using the KnollKey order form.

Each locking pedestal on this page counts for one lock core.

Reff Cabinetry
Cabinets (use with 26¹/₂" h support components)
38" high
wood interior

description	w	d	h	pattern no.	L	V1	V2	V3
3 Drawer lateral file with anit-tip bar device	30"	20"	38"	QRC332F- () () L () ()	\$2,769.	\$3,810.	\$4,382.	\$5,916.
	30"	24"	38"	QRC333F- () () L () ()	3,039.	4,188.	4,816.	6,504.
	36"	20"	38"	QRC362F- () () L () ()	3,462.	4,762.	5,478.	7,391.
	36"	24"	38"	QRC363F- () () L () ()	3,804.	5,232.	6,017.	8,122.



Order Code

Example:	QRC332FLWJL
QR	Reff Standard Special
C	Cabinets
3	38" high
3	30" wide
2	20" deep
F	File drawer
L	Laminate finish type
W	Wood interior
J	Routed pull
L	Lock drilling

Specification Information

To order please specify pattern number including:

1. Hinge location, where applicable
2. Finish type
3. Interior option
4. Pull option
5. Lock option, where applicable
6. Finish, cabinet
7. Finish, pull when applicable
8. Keying instructions

***After specifying product code, provide keying instructions.**

1. Hinge location:

L = Left hand
R = Right hand

2. Finish type:

L = Laminate
1 = V1
2 = V2
3 = V3

3. Interior options:

W = Wood

4. Pull Option (where applicable)

D = metal D-pull (finish optional)
J = routed J-pull (finish matches case)
C = nickel finish C-pull (nickel finish only)
S = S-pull (stainless steel finish only)
R = Cylinder
T = Tab
F = Bar
H = Out Line

5. Lock options:

L = Lock hole drilled
N = No lock drilling

8. Refer to page 188 for keying instructions.

Product on this page excluding J-pull option will accept woodgrain laminate where laminate is currently an option.

Specify shelf paint finish on open cabinets with metal interiors.

Please note: Shelf adjustability is limited to approximately 2.5" up or down per shelf from predetermined shelf height.

Application Notes

Key alike are field installed using the KnollKey order form. Random locks are factory installed.

Cabinets do not come with lock included. Keying instructions must accompany all cabinet orders.

Hinge door cabinets have optional lock drilling which can be specified in the cabinet product code.

**Note:*

Wardrobe cabinets do not come equipped with coat rod and boot tray. Please specify separately from standard Reff price list.

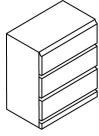
File drawers include file bars for front to back and side to side filing.

File drawers do not support bottom loading.

Applicable finishes are listed on page 86.

Reff Cabinetry
Cabinets (use with 26^{1/2}" h support components)
38" high
metal interior

description	width	depth	height	pattern no.	L	V1	V2	V3
3 Drawer lateral file with anit-tip bar device	30"	20"	38"	QRC332F- () () L () ()	\$2,587.	\$3,560.	\$4,094.	\$5,526.
	30"	24"	38"	QRC333F- () () L () ()	2,855.	3,929.	4,520.	6,101.
	36"	20"	38"	QRC362F- () () L () ()	3,280.	4,513.	5,191.	7,007.
	36"	24"	38"	QRC363F- () () L () ()	3,621.	4,987.	5,735.	7,741.



Order Code

Example:	QRC332FLWJL
QR	Reff Standard Special
C	Cabinets
3	38" high
3	30" wide
2	20" deep
F	File drawer
L	Laminate finish type
W	Wood interior
J	Routed pull
L	Lock drilling

Specification Information

To order please specify pattern number including:

- Hinge location, where applicable
- Finish type
- Interior option
- Pull option
- Lock option, where applicable
- Finish, cabinet
- Finish, pull when applicable
- Keying instructions

***After specifying product code, provide keying instructions.**

1. Hinge location:
L = Left hand
R = Right hand

2. Finish type:
L = Laminate
1 = V1
2 = V2
3 = V3

3. Interior options:
M = Metal

4. Pull Option (where applicable)
D = metal D-pull (finish optional)
J = routed J-pull (finish matches case)
C = nickel finish C-pull (nickel finish only)
S = S-pull (stainless steel finish only)
R = Cylinder
T = Tab
F = Bar
H = Out Line

5. Lock options:
L = Lock hole drilled
N = No lock drilling

8. Refer to page 188 for keying instructions.

Product on this page excluding J-pull option will accept woodgrain laminate where laminate is currently an option.

Specify shelf paint finish on open cabinets with metal interiors.

Please note: Shelf adjustability is limited to approximately 2.5" up or down per shelf from predetermined shelf height.

Application Notes

Key alike are field installed using the KnollKey order form. Random locks are factory installed.

Cabinets do not come with lock included. Keying instructions must accompany all cabinet orders.

Hinge door cabinets have optional lock drilling which can be specified in the cabinet product code.

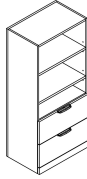
**Note:*
Wardrobe cabinets do not come equipped with coat rod and boot tray. Please specify separately from standard Reff price list.

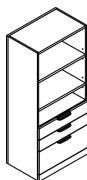
File drawers include file bars for front to back and side to side filing.

File drawers do not support bottom loading.

Applicable finishes are listed on page 86.

Reff Cabinetry
 Cabinets (use with 26 1/2" h support components)
 64" high
 wood interior

description	w	d	h	pattern no.	L	V1	V2	V3
Storage open above w/2 adj shelves, FF below 	16"	20"	64"	QRC612G- () () L () ()	\$2,554.	\$3,486.	\$4,007.	\$5,411.
	16"	24"	64"	QRC613G- () () L () ()	2,798.	3,817.	4,391.	5,927.
	30"	20"	64"	QRC632G- () () L () ()	3,171.	4,336.	4,985.	6,728.
	30"	24"	64"	QRC633G- () () L () ()	3,498.	4,786.	5,501.	7,429.
	36"	20"	64"	QRC662G- () () L () ()	3,480.	4,755.	5,468.	7,383.
	36"	24"	64"	QRC663G- () () L () ()	3,840.	5,255.	6,042.	8,157.

Storage open above w/2 adj shelves, BBF below 	16"	20"	64"	QRC612P- () () L () ()	2,628.	3,582.	4,121.	5,565.
	16"	24"	64"	QRC613P- () () L () ()	2,888.	3,945.	4,538.	6,124.
	30"	20"	64"	QRC632P- () () L () ()	3,049.	4,168.	4,795.	6,471.
	30"	24"	64"	QRC633P- () () L () ()	3,342.	4,568.	5,254.	7,093.
	36"	20"	64"	QRC662P- () () L () ()	3,350.	4,575.	5,260.	7,101.
	36"	24"	64"	QRC663P- () () L () ()	3,661.	5,016.	5,769.	7,788.

Order Code

Example:	QRC332FLWJL
QR	Reff Standard Special
C	Cabinets
3	38" high
3	30" wide
2	20" deep
F	File drawer
L	Laminate finish type
W	Wood interior
J	Routed pull
L	Lock drilling

Specification Information

To order please specify pattern number including:

- Hinge location, where applicable
- Finish type
- Interior option
- Pull option
- Lock option, where applicable
- Finish, cabinet
- Finish, pull when applicable
- Keying instructions

***After specifying product code, provide keying instructions.**

1. Hinge location:

L = Left hand
R = Right hand

2. Finish type:

L = Laminate
1 = V1
2 = V2
3 = V3

3. Interior options:

W = Wood

4. Pull Option (where applicable)

D = metal D-pull (finish optional)
J = routed J-pull (finish matches case)
C = nickel finish C-pull (nickel finish only)
S = S-pull (stainless steel finish only)
R = Cylinder
T = Tab
F = Bar
H = Out Line

5. Lock options:

L = Lock hole drilled
N = No lock drilling

8. Refer to page 188 for keying instructions.

Product on this page excluding J-pull option will accept woodgrain laminate where laminate is currently an option.

Specify shelf paint finish on open cabinets with metal interiors.

Please note: Shelf adjustability is limited to approximately 2.5" up or down per shelf from predetermined shelf height.

Application Notes

Key alike are field installed using the KnollKey order form. Random locks are factory installed.

Cabinets do not come with lock included. Keying instructions must accompany all cabinet orders.

Hinge door cabinets have optional lock drilling which can be specified in the cabinet product code.

*Note:

Wardrobe cabinets do not come equipped with coat rod and boot tray. Please specify separately from standard Reff price list.

File drawers include file bars for front to back and side to side filing.

File drawers do not support bottom loading.

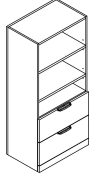
Applicable finishes are listed on page 86.

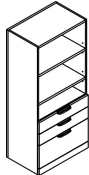
Reff Cabinetry

Cabinets (use with 26 1/2" h support components)

64" high

metal interior

description	w	d	h	pattern no.	L	V1	V2	V3
Storage open above w/2 adj shelves, FF below 	16"	20"	64"	QRC612G- () () L () ()	\$2,403.	\$3,272.	\$3,764.	\$5,081.
	16"	24"	64"	QRC613G- () () L () ()	2,642.	3,607.	4,148.	5,601.
	30"	20"	64"	QRC632G- () () L () ()	3,018.	4,123.	4,742.	6,401.
	30"	24"	64"	QRC633G- () () L () ()	3,348.	4,574.	5,259.	7,099.
	36"	20"	64"	QRC662G- () () L () ()	3,325.	4,543.	5,224.	7,055.
	36"	24"	64"	QRC663G- () () L () ()	3,687.	5,043.	5,802.	7,832.

Storage open above w/2 adj shelves, BBF below 	16"	20"	64"	QRC612P- () () L () ()	2,474.	3,373.	3,879.	5,235.
	16"	24"	64"	QRC613P- () () L () ()	2,736.	3,737.	4,298.	5,803.
	30"	20"	64"	QRC632P- () () L () ()	2,896.	3,954.	4,548.	6,140.
	30"	24"	64"	QRC633P- () () L () ()	3,186.	4,355.	5,009.	6,762.
	36"	20"	64"	QRC662P- () () L () ()	3,193.	4,365.	5,018.	6,775.
	36"	24"	64"	QRC663P- () () L () ()	3,512.	4,800.	5,521.	7,454.

Order Code

Example:	QRC332FLWJL
QR	Reff Standard Special
C	Cabinets
3	38" high
3	30" wide
2	20" deep
F	File drawer
L	Laminate finish type
W	Wood interior
J	Routed pull
L	Lock drilling

Specification Information

To order please specify pattern number including:

- Hinge location, where applicable
- Finish type
- Interior option
- Pull option
- Lock option, where applicable
- Finish, cabinet
- Finish, pull when applicable
- Keying instructions

***After specifying product code, provide keying instructions.**

1. Hinge location:
L = Left hand
R = Right hand

2. Finish type:
L = Laminate
1 = V1
2 = V2
3 = V3

3. Interior options:
M = Metal

4. Pull Option (where applicable)

D = metal D-pull (finish optional)
J = routed J-pull (finish matches case)
C = nickel finish C-pull (nickel finish only)
S = S-pull (stainless steel finish only)
R = Cylinder
T = Tab
F = Bar
H = Out Line

5. Lock options:

L = Lock hole drilled
N = No lock drilling

8. Refer to page 188 for keying instructions.

Product on this page excluding J-pull option will accept woodgrain laminate where laminate is currently an option.

Specify shelf paint finish on open cabinets with metal interiors.

Please note: Shelf adjustability is limited to approximately 2.5" up or down per shelf from predetermined shelf height.

Application Notes

Key alike are field installed using the KnollKey order form. Random locks are factory installed.

Cabinets do not come with lock included. Keying instructions must accompany all cabinet orders.

Hinge door cabinets have optional lock drilling which can be specified in the cabinet product code.

**Note:*

Wardrobe cabinets do not come equipped with coat rod and boot tray. Please specify separately from standard Reff price list.

File drawers include file bars for front to back and side to side filing.

File drawers do not support bottom loading.

Applicable finishes are listed on page 86.


Reff Cabinetry


Cabinets (use with 26 1/2" h support components)

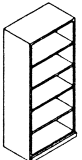
72" high

wood interior

Standard Specials Systems

description	w	d	h	pattern no.	L	V1	V2	V3
 Storage open above w/2 adj shelves, FF below	16"	20"	72"	QRC712G- () () L () () ()	\$2,692.	\$3,673.	\$4,225.	\$5,701.
	16"	24"	72"	QRC713G- () () L () () ()	2,957.	4,036.	4,642.	6,268.
	30"	20"	72"	QRC732G- () () L () () ()	3,351.	4,576.	5,261.	7,103.
	30"	24"	72"	QRC733G- () () L () () ()	3,656.	5,004.	5,754.	7,767.
	36"	20"	72"	QRC762G- () () L () () ()	3,617.	4,947.	5,688.	7,678.
	36"	24"	72"	QRC763G- () () L () () ()	3,927.	5,375.	6,181.	8,345.

 Storage open above w/2 adj shelves, BBF below	16"	20"	72"	QRC712P- () () L () () ()	2,781.	3,800.	4,369.	5,896.
	16"	24"	72"	QRC713P- () () L () () ()	3,043.	4,158.	4,782.	6,456.
	30"	20"	72"	QRC732P- () () L () () ()	3,243.	4,431.	5,096.	6,880.
	30"	24"	72"	QRC733P- () () L () () ()	3,550.	4,854.	5,581.	7,538.
	36"	20"	72"	QRC762P- () () L () () ()	3,554.	4,860.	5,589.	7,545.
	36"	24"	72"	QRC763P- () () L () () ()	3,895.	5,330.	6,131.	8,274.

 Cabinet with open shelves	30"	15"	72"	QRC731B- () () () ()	2,665.	3,648.	4,193.	5,661.
	36"	15"	72"	QRC761B- () () () ()	2,986.	4,086.	4,698.	6,343.

Note: Cabinet must be secured to wall to prevent tipping. Hardware is included.

Order Code	Specification Information	Application Notes	
Example: RC732BLMNN R Reff C Cabinets 7 72" high 3 30" wide 2 20" deep B Full bookcase L Laminate finish M Metal interior N No drilling N No drilling	<i>To order please specify pattern number including:</i> 1. Hinge location, where applicable 2. Finish type 3. Interior option 4. Pull option 5. Lock option, where applicable 6. Finish, cabinet 7. Finish, pull when applicable 8. Left hand side of cabinet drilling: N = No drilling Size to drill for each workwall: S0 = 19"H x 15"D S1 = 19"H x 20"D T0 = 23"H x 15"D T1 = 23"H x 20"D 9. Right hand side of cabinet drilling: same as #8 above. 10. Keying instructions *After specifying product code, provide keying instructions.	1. <i>Hinge location:</i> L = Left hand R = Right hand 2. <i>Finish type:</i> L = Laminate 1 = V1 2 = V2 3 = V3 3. <i>Interior options:</i> W = Wood 4. <i>Pull Option (where applicable)</i> D = metal D-pull (finish optional) J = routed J-pull (finish matches case) C = nickel finish C-pull (nickel finish only) S = S-pull (stainless steel finish only) R = Cylinder T = Tab F = Bar H = Out Line 5. <i>Lock options:</i> L = Lock hole drilled N = No lock drilling 10. Refer to page 188 for keying instructions. Product on this page excluding J-pull option will accept woodgrain laminate where laminate is currently an option.	Key alike are field installed using the KnollKey order form. Random locks are factory installed. Cabinets do not come with lock included. Keying instructions must accompany all cabinet orders. Hinge door cabinets have optional lock drilling which can be specified in the cabinet product code. Wardrobe cabinets do not come equipped with coat rod and boot tray. Please specify separately from standard Reff price list. File drawers include file bars for front to back and side to side filing. File drawers do not support bottom loading. Applicable finishes are listed on page 86.


Please note: Shelf adjustability is limited to approximately 2.5" up or down per shelf from predetermined shelf height.

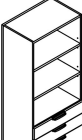
Reff Cabinetry

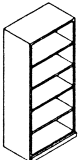
Cabinets (use with 26 1/2" h support components)

72" high

metal interior

description	w	d	h	pattern no.	L, metal interiors	V1	V2	V3
 Storage open above w/2 adj shelves, FF below	16"	20"	72"	QRC712G- () () L () () ()	\$2,536.	\$3,457.	\$3,976.	\$5,368.
	16"	24"	72"	QRC713G- () () L () () ()	2,772.	3,828.	4,402.	5,942.
	30"	20"	72"	QRC732G- () () L () () ()	3,194.	4,370.	5,027.	6,781.
	30"	24"	72"	QRC733G- () () L () () ()	3,506.	4,793.	5,510.	7,439.
	36"	20"	72"	QRC762G- () () L () () ()	3,462.	4,732.	5,443.	7,348.
	36"	24"	72"	QRC763G- () () L () () ()	3,772.	5,162.	5,938.	8,014.

 Storage open above w/2 adj shelves, BBF below	16"	20"	72"	QRC712P- () () L () () ()	2,631.	3,585.	4,124.	5,568.
	16"	24"	72"	QRC713P- () () L () () ()	2,888.	3,945.	4,538.	6,124.
	30"	20"	72"	QRC732P- () () L () () ()	3,086.	4,216.	4,850.	6,546.
	30"	24"	72"	QRC733P- () () L () () ()	3,396.	4,643.	5,341.	7,211.
	36"	20"	72"	QRC762P- () () L () () ()	3,402.	4,651.	5,348.	7,220.
	36"	24"	72"	QRC763P- () () L () () ()	3,742.	5,117.	5,885.	7,944.

 Cabinet with open shelves	30"	15"	72"	QRC731B- () () () ()	2,484.	3,400.	3,911.	5,279.
	36"	15"	72"	QRC761B- () () () ()	2,803.	3,835.	4,410.	5,953.

Note: Cabinet must be secured to wall to prevent tipping. Hardware is included.

Reff System

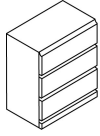
Order Code	Specification Information	Application Notes
Example: RC732BLMNN R Reff C Cabinets 7 72" high 3 30" wide 2 20" deep B Full bookcase L Laminate finish M Metal interior N No drilling N No drilling	<i>To order please specify pattern number including:</i> 1. Hinge location, where applicable 2. Finish type 3. Interior option 4. Pull option 5. Lock option, where applicable 6. Finish, cabinet 7. Finish, pull when applicable 8. Left hand side of cabinet drilling: N = No drilling Size to drill for each workwall: S0 = 19"H x 15"D S1 = 19"H x 20"D T0 = 23"H x 15"D T1 = 23"H x 20"D 9. Right hand side of cabinet drilling: same as #8 above. 10. Keying instructions *After specifying product code, provide keying instructions.	1. <i>Hinge location:</i> L = Left hand R = Right hand 2. <i>Finish type:</i> L = Laminate 1 = V1 2 = V2 3 = V3 3. <i>Interior options:</i> M = Metal 4. <i>Pull Option (where applicable)</i> D = metal D-pull (finish optional) J = routed J-pull (finish matches case) C = nickel finish C-pull (nickel finish only) S = S-pull (stainless steel finish only) R = Cylinder T = Tab F = Bar H = Out Line 5. <i>Lock options:</i> L = Lock hole drilled N = No lock drilling 10. Refer to page 188 for keying instructions. Product on this page excluding J-pull option will accept woodgrain laminate where laminate is currently an option.
		Key alike are field installed using the KnollKey order form. Random locks are factory installed. Cabinets do not come with lock included. Keying instructions must accompany all cabinet orders. Hinge door cabinets have optional lock drilling which can be specified in the cabinet product code. Wardrobe cabinets do not come equipped with coat rod and boot tray. Please specify separately from standard Reff price list. File drawers include file bars for front to back and side to side filing. File drawers do not support bottom loading. Applicable finishes are listed on page 86.

Please note: Shelf adjustability is limited to approximately 2.5" up or down per shelf from predetermined shelf height.

Reff Cabinetry
Cabinets (use with 28^{3/8}" h support components)
40^{1/2}" high
wood interior

Standard Specials Systems

description	w	d	h	pattern no.	L	V1	V2	V3
3 Drawer lateral file with anit-tip bar device	30"	20"	40 ^{1/2} "	QRC332DHF () () L () ()	\$2,789.	\$3,840.	\$4,415.	\$5,959.
	30"	24"	40 ^{1/2} "	QRC333DHF () () L () ()	3,063.	4,217.	4,843.	6,537.
	36"	20"	40 ^{1/2} "	QRC362DHF () () L () ()	3,487.	4,798.	5,519.	7,448.
	36"	24"	40 ^{1/2} "	QRC363DHF () () L () ()	3,832.	5,272.	6,065.	8,188.



Order Code

Example:	QRC332DHFLWJL
QR	Reff Standard Special
C	Cabinets
3	40 ^{1/2} " high
3	30" wide
2	20" deep
DH	Desk height
F	File drawer
L	Laminate finish type
W	Wood interior
J	Routed pull
L	Lock drilling

Specification Notes

To order please specify pattern number including:

1. Finish type
2. Interior option
3. Pull option
4. Finish, cabinet
5. Finish, pull when applicable
6. Keying instructions

***After specifying product code, provide keying instructions.**

1. Finish type:
L = Laminate
1 = V1
2 = V2
2 = V3

2. Interior options:
W = Wood

Application Notes

3. Pull Option (where applicable)
D = metal D-pull (finish optional)
J = routed J-pull (finish matches case)
C = nickel finish C-pull (nickel finish only)
S = S-pull (stainless steel finish only)
R = Cylinder
T = Tab
F = Bar
H = Out Line

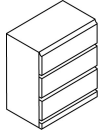
Key alike are field installed using the KnollKey order form. Random locks are factory installed.

File drawers include file bars for front to back and side to side filing.

Product on this page excluding J-pull option will accept woodgrain laminate where laminate is currently an option.

Reff Cabinetry
 Cabinets (use with 28³/₈" h support components)
 40¹/₂" high
 metal interior

description	w	d	h	pattern no.	L	V1	V2	V3
3 Drawer lateral file with anit-tip bar device	30"	20"	40 ¹ / ₂ "	QRC332DHF () () L () ()	\$2,608.	\$3,591.	\$4,128.	\$5,572.
	30"	24"	40 ¹ / ₂ "	QRC333DHF () () L () ()	2,878.	3,956.	4,552.	6,149.
	36"	20"	40 ¹ / ₂ "	QRC362DHF () () L () ()	3,307.	4,548.	5,232.	7,063.
	36"	24"	40 ¹ / ₂ "	QRC363DHF () () L () ()	3,650.	5,026.	5,779.	7,803.



Order Code

Example:	QRC332DHFLWJL
QR	Reff Standard Special
C	Cabinets
3	40 ¹ / ₂ " high
3	30" wide
2	20" deep
DH	Desk height
F	File drawer
L	Laminate finish type
W	Wood interior
J	Routed pull
L	Lock drilling

Specification Information

To order please specify pattern number including:

1. Finish type
2. Interior option
3. Pull option
4. Finish, cabinet
5. Finish, pull when applicable
6. Keying instructions

***After specifying product code, provide keying instructions.**

1. Finish type:
 L = Laminate
 1 = V1
 2 = V2
 2 = V3

2. Interior options:
 W = Wood

3. Pull Option (where applicable)
 D = metal D-pull (finish optional)
 J = routed J-pull (finish matches case)
 C = nickel finish C-pull (nickel finish only)
 S = S-pull (stainless steel finish only)
 R = Cylinder
 T = Tab
 F = Bar
 H = Out Line

Product on this page excluding J-pull option will accept woodgrain laminate where laminate is currently an option.

Application Notes

Key alike are field installed using the KnollKey order form. Random locks are factory installed.

File drawers include file bars for front to back and side to side filing.

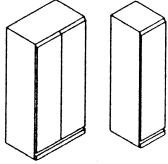
Reff Cabinetry

Cabinets (use with 28³/₈" h support components)

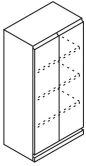
68" high

wood interior

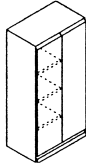
description	w	d	h	pattern no.	L	V1	V2	V3
Cabinet with hinged doors for coat rod and boot tray*	16"	20"	68"	QRC612DHD (L/R) () W () () ()	\$2,245.	\$3,088.	\$3,552.	\$4,795.
	16"	24"	68"	QRC613DHD (L/R) () W () () ()	2,459.	3,385.	3,893.	5,256.
	30"	20"	68"	QRC632DHD () W () () ()	2,743.	3,774.	4,340.	5,858.
	30"	24"	68"	QRC633DHD () W () () ()	2,825.	3,893.	4,478.	6,044.
	36"	20"	68"	QRC662DHD () W () () ()	3,036.	4,181.	4,807.	6,491.
	36"	24"	68"	QRC663DHD () W () () ()	3,103.	4,299.	4,946.	6,674.



Cabinet with hinged doors and 3 adj. shelves	16"	20"	68"	QRC612DHC (L/R) () () ()	2,564.	3,528.	4,058.	5,480.
	16"	24"	68"	QRC613DHC (L/R) () () ()	2,841.	3,909.	4,495.	6,068.
	30"	20"	68"	QRC632DHC () () ()	3,339.	4,595.	5,285.	7,135.
	30"	24"	68"	QRC633DHC () () ()	3,671.	5,055.	5,812.	7,844.
	36"	20"	68"	QRC662DHC () () ()	3,634.	4,999.	5,749.	7,760.
	36"	24"	68"	QRC663DHC () () ()	3,966.	5,458.	6,274.	8,472.



Cabinet with full height doors half wardrobe and half shelves	30"	20"	68"	QRC632DHE (L/R) () () ()	3,850.	5,298.	6,094.	8,226.
	30"	24"	68"	QRC633DHE (L/R) () () ()	4,249.	5,851.	6,727.	9,083.
	36"	20"	68"	QRC662DHE (L/R) () () ()	4,237.	5,827.	6,698.	9,044.
	36"	24"	68"	QRC663DHE (L/R) () () ()	4,674.	6,434.	7,403.	9,991.



Left hand shown

Order Code

Example:	QRC612DHDLWJN
QR	Reff Standard Special
C	Cabinets
6	68" high
1	16" wide
2	20" deep
DH	Desk height
D	Wardrobe
L	Left hand hinge location
L	Laminate finish type
W	Wood interior
J	Routed pull
N	No lock drilling

Specification Information

To order please specify pattern number including:

- Hinge location, where applicable
- Finish type
- Interior option
- Pull option
- Lock option, where applicable
- Finish, cabinet
- Finish, pull when applicable
- Keying instructions

***After specifying product code, provide keying instructions.**

1. Hinge location:
L = Left hand
R = Right hand

2. Finish type:
L = Laminate
1 = V1
2 = V2
3 = V3

3. Interior options:
W = Wood

4. Pull Option (where applicable)

D = metal D-pull (finish optional)
J = routed J-pull (finish matches case)
C = nickel finish C-pull (nickel finish only)
S = S-pull (stainless steel finish only)
R = Cylinder
T = Tab
F = Bar
H = Out Line

5. Lock options:

L = Lock hole drilled
N = No lock drilling

8. Refer to page 188 for keying instructions.

Product on this page excluding J-pull option will accept woodgrain laminate where laminate is currently an option.

Specify shelf paint finish on open cabinets with metal interiors.

Please note: Shelf adjustability is limited to approximately 2.5" up or down per shelf from predetermined shelf height.

Application Notes

Key alike are field installed using the KnollKey order form. Random locks are factory installed.

Cabinets do not come with lock included. Keying instructions must accompany all cabinet orders.

Hinge door cabinets have optional lock drilling which can be specified in the cabinet product code.

**Note:*

Wardrobe cabinets do not come equipped with coat rod and boot tray. Please specify separately from standard Reff price list.

File drawers include file bars for front to back and side to side filing.

File drawers do not support bottom loading.

Applicable finishes are listed on page 86.

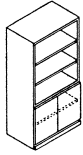
Reff Cabinetry

Cabinets (use with 28³/₈" h support components)

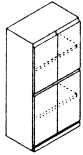
68" high

wood interior

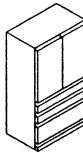
description	w	d	h	pattern no.	L	V1	V2	V3
Cabinet with two 24 ¹ / ₄ " doors and two adj. shelves	30"	20"	68"	QRC632DHH () () ()	\$2,997.	\$4,129.	\$4,750.	\$6,412.
	30"	24"	68"	QRC633DHH () () ()	3,292.	4,531.	5,211.	7,034.
	36"	20"	68"	QRC662DHH () () ()	3,292.	4,531.	5,211.	7,034.
	36"	24"	68"	QRC663DHH () () ()	3,585.	4,937.	5,680.	7,665.



Cabinet with two sets of hinged doors, two pull-out shelves and ventilation. Audio visual cabinet	30"	20"	68"	QRC632DHI () () ()	4,203.	5,782.	6,651.	8,978.
	30"	24"	68"	QRC633DHI () () ()	4,626.	6,365.	7,320.	9,881.
	36"	20"	68"	QRC662DHI () () ()	4,496.	6,188.	7,118.	9,609.
	36"	24"	68"	QRC663DHI () () ()	4,919.	6,772.	7,788.	10,515.



Cabinet with BBF below and hinged doors above	16"	20"	68"	QRC612DHP (L/R) () () ()	3,142.	4,319.	4,968.	6,708.
	16"	24"	68"	QRC613DHP (L/R) () () ()	3,466.	4,769.	5,485.	7,405.
	30"	20"	68"	QRC632DHP () () ()	3,667.	5,044.	5,803.	7,834.
	30"	24"	68"	QRC633DHP () () ()	4,027.	5,542.	6,373.	8,603.
	36"	20"	68"	QRC662DHP () () ()	4,034.	5,548.	6,381.	8,615.
	36"	24"	68"	QRC663DHP () () ()	4,425.	6,097.	7,010.	9,464.



Reff System

Order Code

Example:	QRC612DHDLWJN
QR	Reff Standard Special
C	Cabinets
6	68" high
1	16" wide
2	20" deep
DH	Desk height
D	Wardrobe
L	Left hand hinge location
L	Laminate finish type
W	Wood interior
J	Routed pull
N	No lock drilling

Specification Information

To order please specify pattern number including:

- Hinge location, where applicable
- Finish type
- Interior option
- Pull option
- Lock option, where applicable
- Finish, cabinet
- Finish, pull when applicable
- Keying instructions

***After specifying product code, provide keying instructions.**

1. Hinge location:
L = Left hand
R = Right hand

2. Finish type:
L = Laminate
1 = V1
2 = V2
3 = V3

3. Interior options:
W = Wood

4. Pull Option (where applicable)

D = metal D-pull (finish optional)
J = routed J-pull (finish matches case)
C = nickel finish C-pull (nickel finish only)
S = S-pull (stainless steel finish only)
R = Cylinder
T = Tab
F = Bar
H = Out Line

5. Lock options:

L = Lock hole drilled
N = No lock drilling

8. Refer to page 188 for keying instructions.

Product on this page excluding J-pull option will accept woodgrain laminate where laminate is currently an option.

Specify shelf paint finish on open cabinets with metal interiors.

Please note: Shelf adjustability is limited to approximately 2.5" up or down per shelf from predetermined shelf height.

Application Notes

Key alike are field installed using the KnollKey order form. Random locks are factory installed.

Cabinets do not come with lock included. Keying instructions must accompany all cabinet orders.

Hinge door cabinets have optional lock drilling which can be specified in the cabinet product code.

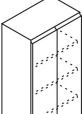
**Note:*
Wardrobe cabinets do not come equipped with coat rod and boot tray. Please specify separately from standard Reff price list.

File drawers include file bars for front to back and side to side filing.

File drawers do not support bottom loading.

Applicable finishes are listed on page 86.

Reff Cabinetry
 Cabinets (use with 28³/₈" h support components)
 68" high
 metal interior

description	w	d	h	pattern no.	L	V1	V2	V3
Cabinet with hinged doors and 3 adj. shelves 	16"	20"	68"	QRC612DHC (L/R)() () ()	\$2,377.	\$3,264.	\$3,755.	\$5,068.
	16"	24"	68"	QRC613DHC (L/R)() () ()	2,649.	3,648.	4,194.	5,662.
	30"	20"	68"	QRC632DHC () () () ()	3,151.	4,339.	4,988.	6,734.
	30"	24"	68"	QRC633DHC () () () ()	3,481.	4,793.	5,510.	7,438.
	36"	20"	68"	QRC662DHC () () () ()	3,443.	4,741.	5,453.	7,358.
	36"	24"	68"	QRC663DHC () () () ()	3,772.	5,196.	5,974.	8,066.

Cabinet with full height doors half wardrobe and half shelves 	30"	20"	68"	QRC632DHE (L/R)() () ()	3,660.	5,036.	5,791.	7,817.
	30"	24"	68"	QRC633DHE (L/R)() () ()	4,060.	5,586.	6,425.	8,672.
	36"	20"	68"	QRC662DHE (L/R)() () ()	4,044.	5,565.	6,399.	8,638.
	36"	24"	68"	QRC663DHE (L/R)() () ()	4,485.	6,176.	7,100.	9,586.

Left hand shown

Order Code

Example:	QRC612DHCLLMJL-114
QR	Reff Standard Special
C	Cabinets
6	68" high
1	16" wide
2	20" deep
DH	Desk height
C	Hinged door w/ 3 adj. shelves
L	Left hand hinge location
L	Laminate finish type
M	Metal interior
J	Routed pull
L	Locking
114	Finish, Folkstone grey

Specification Information

To order please specify pattern number including:

- Hinge location, where applicable
- Finish type
- Interior option
- Pull option
- Lock option, where applicable
- Finish, cabinet
- Finish, pull when applicable
- Keying instructions

***After specifying product code, provide keying instructions.**

1. Hinge location:
L = Left hand
R = Right hand

2. Finish type:
L = Laminate
1 = V1
2 = V2
3 = V3

3. Interior options:
M = Metal (If laminate case finish-shelves painted to match; if V1,V2 or V3 case finish-shelves painted black; drawer interiors painted black metal)

4. Pull Option (where applicable)
D = metal D-pull (finish optional)
J = routed J-pull (finish matches case)
C = nickel finish C-pull (nickel finish only)
S = S-pull (stainless steel finish only)
R = Cylinder
T = Tab
F = Bar
H = Out Line

5. Lock options:
L = Lock hole drilled
N = No drilling

8. Refer to page 188 for keying instructions.

Product on this page excluding J-pull option will accept woodgrain laminate where laminate is currently an option.

Key alike are field installed using the KnollKey order form. Random locks are factory installed.

Please note: Shelf adjustability is limited to approximately 2.5" up or down per shelf from predetermined shelf height.

Application Notes

Specify finish of metal shelves to match laminate.

Cabinets do not come with lock included. Keying instructions must accompany all cabinet orders.

Hinge door cabinets have optional lock drilling which can be specified in the cabinet product code.

*Wardrobe cabinets do not come equipped with coat rod and boot tray. Please specify separately.

File drawers include file bars for front to back and side to side filing.

File drawers do not support bottom loading.

Applicable finishes are listed on page 86.

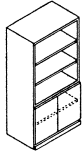
Reff Cabinetry

Cabinets (use with 28³/₈" h support components)

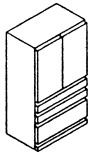
68" high

metal interior

description	w	d	h	pattern no.	L	V1	V2	V3
Cabinet with two 24 ¹ / ₄ " doors and two adj. shelves	30"	20"	68"	QRC632DHH () () ()	\$2,807.	\$3,868.	\$4,450.	\$6,004.
	30"	24"	68"	QRC633DHH () () ()	3,104.	4,267.	4,908.	6,625.
	36"	20"	68"	QRC662DHH () () ()	3,104.	4,267.	4,908.	6,625.
	36"	24"	68"	QRC663DHH () () ()	3,399.	4,675.	5,377.	7,258.



Cabinet with BBF below and hinged doors above	16"	20"	68"	QRC612DHP (L/R) () () ()	2,952.	4,059.	4,668.	6,302.
	16"	24"	68"	QRC613DHP (L/R) () () ()	3,275.	4,511.	5,189.	7,004.
	30"	20"	68"	QRC632DHP () () ()	3,475.	4,781.	5,499.	7,425.
	30"	24"	68"	QRC633DHP () () ()	3,835.	5,279.	6,070.	8,196.
	36"	20"	68"	QRC662DHP () () ()	3,844.	5,287.	6,080.	8,209.
	36"	24"	68"	QRC663DHP () () ()	4,238.	5,829.	6,701.	9,049.



Order Code	Specification Information	Application Notes
Example: QRC612DHCLLMJL-114	<i>To order please specify pattern number including:</i>	Specify finish of metal shelves to match laminate.
QR Reff Standard Special	1. Hinge location, where applicable	Cabinets do not come with lock included. Keying instructions must accompany all cabinet orders.
C Cabinets	2. Finish type	Hinge door cabinets have optional lock drilling which can be specified in the cabinet product code.
6 68" high	3. Interior option	*Wardrobe cabinets do not come equipped with coat rod and boot tray. Please specify separately.
1 16" wide	4. Pull option	File drawers include file bars for front to back and side to side filing.
2 20" deep	5. Lock option, where applicable	File drawers do not support bottom loading.
DH Desk height	6. Finish, cabinet	Applicable finishes are listed on page 86.
C Hinged door w/ 3 adj. shelves	7. Finish, pull when applicable	
L Left hand hinge location	8. Keying instructions	
L Laminate finish type	*After specifying product code, provide keying instructions.	
M Metal interior	1. <i>Hinge location:</i>	
J Routed pull	L = Left hand	
L Locking	R = Right hand	
114 Finish, Folkstone grey	2. <i>Finish type:</i>	
	L = Laminate	
	1 = V1	
	2 = V2	
	3 = V3	
	3. <i>Interior options:</i>	
	M = Metal (If laminate case finish-shelves painted to match; if V1, V2 or V3 case finish-shelves painted black; drawer interiors painted black metal)	
	4. <i>Pull Option (where applicable)</i>	
	D = metal D-pull (finish optional)	
	J = routed J-pull (finish matches case)	
	C = nickel finish C-pull (nickel finish only)	
	S = S-pull (stainless steel finish only)	
	R = Cylinder	
	T = Tab	
	F = Bar	
	H = Out Line	
	5. <i>Lock options:</i>	
	L = Lock hole drilled	
	N = No drilling	
	8. Refer to page 188 for keying instructions.	
	Product on this page excluding J-pull option will accept woodgrain laminate where laminate is currently an option.	
	Key alike are field installed using the KnollKey order form. Random locks are factory installed.	
	Please note: Shelf adjustability is limited to approximately 2.5" up or down per shelf from predetermined shelf height.	

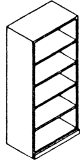
Reff Cabinetry

Cabinets (use with 28³/₈" h support components)

75" high

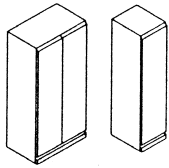
wood interior

description	w	d	h	pattern no.	L	V1	V2	V3
Cabinet with adjustable shelving for coat rod and boot tray*	30"	15"	75"	QRC731DHBW () () ()	\$2,798.	\$3,830.	\$4,404.	\$5,946.
	36"	15"	75"	QRC761DHBW () () ()	3,135.	4,291.	4,932.	6,660.



4 adjustable shelves
 Note: Cabinet must be secured to wall to prevent tipping. Hardware is included.

Cabinet with hinged doors for coat rod and boot tray*	16"	20"	75"	QRC712DHD (L/R) () W () () ()	2,476.	3,386.	3,894.	5,257.
	16"	24"	75"	QRC713DHD (L/R) () W () () ()	2,719.	3,720.	4,276.	5,775.



Requires one lock core per cabinet
 Note: Wardrobe cabinets do not come equipped with coat rod and boot tray. Please specify separately from standard Reff price list.

Order Code	Specification Information	Application Notes
Example: QRC731DHBW(2)(V316)	To order please specify pattern number including:	Cabinets on this page are engineered to align with front sets of 28 ³ / ₈ " h pedestals and are intended for "desk height" planning applications. Do not mix products from 26 1/2" h (standard height) planning model with 28 3/8" h (desk height) planning model in any one configuration. 75" nominal height - actual height 75.125" Shelf adjustability is 2.5" up or down per shelf from equal drilled spacing. File drawers include file bars for front to back and side to side filing. File drawers support bottom loading.
QR Reff Standard Special		
C Cabinet		
7 75" h (nominal)		
3 30" w (nominal)	1. Hinge location (where applicable) L = left hand R = right hand	
1 15" d (nominal)	2. Finish type L = laminate 1 = V1 2 = V2 3 = V3	
DH Desk height	3. Interior Option W = wood (shelves match case finish or wood drawer interiors)	
B Open bookcase	4. Pull Option (where applicable) D = metal D-pull (finish optional) J = routed J-pull (finish matches case) C = nickel finish C-pull (nickel finish only) S = S-pull (stainless steel finish only)	
W Interior option, wood	5. Lock option (where applicable) Optional hinged door configurations only Drawers always lock drilled L = drilled to accept lock N = no drilling	
2 Finish type, V2	6. Cabinet finish	
V316 Finish, light maple	7. Optional pull finish where applicable	
	8. Optional drilling to support workwall, left side N = no drilling S0 = 19"h x 15"d S1 = 19"h x 20"d T0 = 23"h x 15"d T1 = 23"h x 20"d	
	9. Optional drilling to support workwall, right side *drilling options same as #8 above	

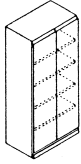
Applicable finishes are listed on page 86.

Product on this page excluding J-pull option will accept woodgrain laminate where laminate is currently an option.

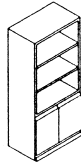
Cabinets do not come with lock included. Keying instructions must accompany all cabinet orders, refer to page 188.
 Random locks are factory installed. Key-alike are field installed using the KnollKey order form.

Reff Cabinetry
 Cabinets (use with 28³/₈" h support components)
 75" high
 wood interior

description	w	d	h	pattern no.	L	V1	V2	V3
Cabinet with hinged door and 4 adj. shelves	16"	20"	75"	QRC712DHC(L/R) () () ()	\$2,867.	\$3,944.	\$4,536.	\$6,121.
	16"	24"	75"	QRC713DHC(L/R) () () ()	3,157.	4,348.	5,001.	6,752.
	30"	20"	75"	QRC732DHC () () ()	3,684.	5,067.	5,827.	7,866.
	30"	24"	75"	QRC733DHC () () ()	4,066.	5,595.	6,432.	8,686.
	36"	20"	75"	QRC762DHC () () ()	4,050.	5,575.	6,411.	8,656.
	36"	24"	75"	QRC763DHC () () ()	4,473.	6,155.	7,080.	9,557.



Cabinet with two hinged 24 ¹ / ₄ " doors and two open adj. shelves	30"	20"	75"	QRC732DHH () () ()	3,536.	4,870.	5,600.	7,559.
	30"	24"	75"	QRC733DHH () () ()	3,888.	5,356.	6,158.	8,315.
	36"	20"	75"	QRC762DHH () () ()	3,869.	5,322.	6,120.	8,263.
	36"	24"	75"	QRC763DHH () () ()	4,221.	5,808.	6,680.	9,017.



Order Code	Specification Information	Application Notes
Example: QRC731DHBW(2)(V316)	To order please specify pattern number including:	
QR Reff Standard Special		
C Cabinet		
7 75" h (nominal)	1. Hinge location (where applicable) L = left hand R = right hand	
3 30" w (nominal)	2. Finish type L = laminate 1 = V1 2 = V2 3 = V3	
1 15" d (nominal)	3. Interior Option W = wood (shelves match case finish or wood drawer interiors)	
DH Desk height	4. Pull Option (where applicable) D = metal D-pull (finish optional) J = routed J-pull (finish matches case) C = nickel finish C-pull (nickel finish only) S = S-pull (stainless steel finish only)	
B Open bookcase	5. Lock option (where applicable) Optional hinged door configurations only Drawers always lock drilled L = drilled to accept lock N = no drilling	
W Interior option, wood	6. Cabinet finish	
2 Finish type, V2	7. Optional pull finish where applicable	
V316 Finish, light maple	8. Optional drilling to support workwall, left side N = no drilling S0 = 19"h x 15"d S1 = 19"h x 20"d T0 = 23"h x 15"d T1 = 23"h x 20"d	Cabinets on this page are engineered to align with front sets of 28 ³ / ₈ " h pedestals and are intended for "desk height" planning applications. Do not mix products from 26¹/₂" h (standard height) planning model with 28³/₈" h (desk height) planning model in any one configuration.
	9. Optional drilling to support workwall, right side *drilling options same as #8 above	75" nominal height - actual height 75.125" Shelf adjustability is 2.5" up or down per shelf from equal drilled spacing.
		File drawers include file bars for front to back and side to side filing.
		File drawers support bottom loading.

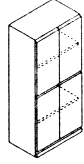
Applicable finishes are listed on page 86.

Product on this page excluding J-pull option will accept woodgrain laminate where laminate is currently an option.

Cabinets do not come with lock included. Keying instructions must accompany all cabinet orders, refer to page 188. Random locks are factory installed. Key-alike are field installed using the KnollKey order form.

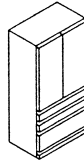
Reff Cabinetry
 Cabinets (use with 28³/₈" h support components)
 75" high
 wood interior

description	w	d	h	pattern no.	L	V1	V2	V3
Cabinet with two sets of hinged doors, two pull-out shelves and ventilation. Audio visual cabinet	30"	20"	75"	QRC732DHI () () ()	\$4,658.	\$6,406.	\$7,368.	\$9,947.
	30"	24"	75"	QRC733DHI () () ()	5,140.	7,074.	8,134.	10,984.
	36"	20"	75"	QRC762DHI () () ()	5,051.	6,955.	7,997.	10,795.
	36"	24"	75"	QRC763DHI () () ()	5,578.	7,680.	8,832.	11,923.



Requires two lock cores per cabinet

Cabinet with BBF below and hinged doors above	16"	20"	75"	QRC712DHP(L/R) () () ()	3,331.	4,586.	5,275.	7,121.
	16"	24"	75"	QRC713DHP(L/R) () () ()	3,657.	5,035.	5,789.	7,815.
	30"	20"	75"	QRC732DHP () () ()	3,903.	5,373.	6,179.	8,341.
	30"	24"	75"	QRC733DHP () () ()	4,286.	5,894.	6,778.	9,152.
	36"	20"	75"	QRC762DHP () () ()	4,291.	5,904.	6,789.	9,164.
	36"	24"	75"	QRC763DHP () () ()	4,714.	6,486.	7,459.	10,070.



Requires two lock cores per cabinet

Order Code	Specification Information	Application Notes
Example: QRC731DHBW(2)(V316)	<i>To order please specify pattern number including:</i>	
QR Reff Standard Special		
C Cabinet		
7 75" h (nominal)	1. <i>Hinge location (where applicable)</i> L = left hand R = right hand	
3 30" w (nominal)	2. <i>Finish type</i> L = laminate 1 = V1 2 = V2 3 = V3	
1 15" d (nominal)	3. <i>Interior Option</i> W = wood (shelves match case finish or wood drawer interiors)	
DH Desk height	4. <i>Pull Option (where applicable)</i> D = metal D-pull (finish optional) J = routed J-pull (finish matches case) C = nickel finish C-pull (nickel finish only) S = S-pull (stainless steel finish only)	
B Open bookcase	5. <i>Lock option (where applicable)</i> Optional hinged door configurations only Drawers always lock drilled L = drilled to accept lock N = no drilling	
W Interior option, wood	6. <i>Cabinet finish</i>	
2 Finish type, V2	7. <i>Optional pull finish where applicable</i>	
V316 Finish, light maple	8. <i>Optional drilling to support workwall, left side</i> N = no drilling S0 = 19"h x 15"d S1 = 19"h x 20"d T0 = 23"h x 15"d T1 = 23"h x 20"d	
	9. <i>Optional drilling to support workwall, right side</i> *drilling options same as #8 above	

Applicable finishes are listed on page 86.

Cabinets on this page are engineered to align with front sets of 28³/₈" h pedestals and are intended for "desk height" planning applications. **Do not mix products from 26 1/2" h (standard height) planning model with 28 3/8" h (desk height) planning model in any one configuration.**

75" nominal height - actual height 75.125"

Shelf adjustability is 2.5" up or down per shelf from equal drilled spacing.

File drawers include file bars for front to back and side to side filing.

File drawers support bottom loading.

Product on this page excluding J-pull option will accept woodgrain laminate where laminate is currently an option.

Cabinets do not come with lock included. Keying instructions must accompany all cabinet orders, refer to page 188. Random locks are factory installed. Key-alike are field installed using the KnollKey order form.

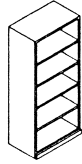
Reff Cabinetry

Cabinets (use with 28³/₈" h support components)

75" high

metal interior

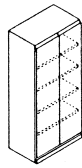
description	w	d	h	pattern no.	L	V1	V2	V3
Cabinet with adjustable shelving metal interior	30"	15"	75"	QRC731DHBM () () ()	\$2,609.	\$3,571.	\$4,106.	\$5,543.
	36"	15"	75"	QRC761DHBM () () ()	2,942.	4,027.	4,632.	6,252.



4 adjustable shelves

Note: Cabinet must be secured to wall to prevent tipping. Hardware is included.

Cabinet with hinged door and 4 adj. shelves	16"	20"	75"	QRC712DHC(L/R) () () ()	2,674.	3,679.	4,230.	5,710.
	16"	24"	75"	QRC713DHC(L/R) () () ()	2,969.	4,087.	4,699.	6,344.
	30"	20"	75"	QRC732DHC () () ()	3,491.	4,807.	5,528.	7,463.
	30"	24"	75"	QRC733DHC () () ()	3,873.	5,330.	6,131.	8,276.
	36"	20"	75"	QRC762DHC () () ()	3,860.	5,314.	6,111.	8,251.
	36"	24"	75"	QRC763DHC () () ()	4,283.	5,890.	6,774.	9,145.



Requires one lock core per cabinet

Shelves painted metal

Order Code	Specification Information	Application Notes
Example: QRC731DHBM(2)(V316)	<i>To order please specify pattern number including:</i>	<p>Cabinets on this page are engineered to align with front sets of 28³/₈" h pedestals and are intended for "desk height" planning applications. Do not mix products from 26 1/2" h (standard height) planning model with 28 3/8" h (desk height) planning model in any one configuration.</p> <p>75" nominal height - actual height 75.125"</p> <p>Shelf adjustability is 2.5" up or down per shelf from equal drilled spacing.</p> <p>File drawers include file bars for front to back and side to side filing.</p> <p>File drawers support bottom loading.</p>
QR Reff Standard Special		
C Cabinet		
7 75" h (nominal)		
3 30" w (nominal)		
1 15" d (nominal)		
DH Desk height		
B Open bookcase		
M Interior option, metal		
2 Finish type, V2		
V316 Finish, light maple		
	<ol style="list-style-type: none"> <i>Hinge location (where applicable)</i> L = left hand R = right hand <i>Finish type</i> L = laminate 1 = V1 2 = V2 3 = V3 <i>Interior Option</i> M = metal (metal shelves or metal drawers) *If laminate case, specify finish of metal shelves to match; if case V1 or V2 finish, shelves are black <i>Pull Option (where applicable)</i> D = metal D-pull (finish optional) J = routed J-pull (finish matches case) C = nickel finish C-pull (nickel finish only) S = S-pull (stainless steel finish only) <i>Lock option (where applicable)</i> Optional hinged door configurations only Drawers always lock drilled L = drilled to accept lock N = no drilling <i>Cabinet finish</i> <i>Optional pull finish where applicable</i> <i>Optional drilling to support workwall, left side</i> N = no drilling S0 = 19"h x 15"d S1 = 19"h x 20"d T0 = 23"h x 15"d T1 = 23"h x 20"d <i>Optional drilling to support workwall, right side</i> *drilling options same as #8 above 	
	Product on this page excluding J-pull option will accept woodgrain laminate where laminate is currently an option.	
	Cabinets do not come with lock included. Keying instructions must accompany all cabinet orders, refer to page 188. Random locks are factory installed. Key-alike are field installed using the KnollKey order form.	

Applicable finishes are listed on page 86.

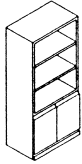
Reff Cabinetry

Cabinets (use with 28³/₈" h support components)

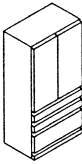
75" high

metal interior

description	w	d	h	pattern no.	L	V1	V2	V3
Cabinet with two hinged 24 ¹ / ₄ " doors and two open adj. shelves	30"	20"	75"	QRC732DHH () () ()	\$3,355.	\$4,609.	\$5,301.	\$7,157.
	30"	24"	75"	QRC733DHH () () ()	3,705.	5,094.	5,858.	7,908.
	36"	20"	75"	QRC762DHH () () ()	3,685.	5,067.	5,827.	7,866.
	36"	24"	75"	QRC763DHH () () ()	4,040.	5,550.	6,384.	8,617.



Cabinet with BBF below and hinged doors above	16"	20"	75"	QRC712DHP(L/R) () () ()	3,145.	4,323.	4,972.	6,713.
	16"	24"	75"	QRC713DHP(L/R) () () ()	3,466.	4,769.	5,485.	7,405.
	30"	20"	75"	QRC732DHP () () ()	3,709.	5,107.	5,870.	7,925.
	30"	24"	75"	QRC733DHP () () ()	4,094.	5,634.	6,481.	8,748.
	36"	20"	75"	QRC762DHP () () ()	4,101.	5,643.	6,490.	8,760.
	36"	24"	75"	QRC763DHP () () ()	4,525.	6,220.	7,153.	9,657.



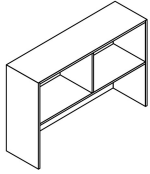
Order Code	Specification Information	Application Notes
Example: QRC731DHBM(2)(V316)	<i>To order please specify pattern number including:</i>	<p>Cabinets on this page are engineered to align with front sets of 28³/₈" h pedestals and are intended for "desk height" planning applications. Do not mix products from 26 1/2" h (standard height) planning model with 28 3/8" h (desk height) planning model in any one configuration.</p> <p>75" nominal height - actual height 75.125"</p> <p>Shelf adjustability is 2.5" up or down per shelf from equal drilled spacing.</p> <p>File drawers include file bars for front to back and side to side filing.</p> <p>File drawers support bottom loading.</p>
QR Reff Standard Special	1. <i>Hinge location (where applicable)</i> L = left hand R = right hand	
C Cabinet	2. <i>Finish type</i> L = laminate 1 = V1 2 = V2 3 = V3	
7 75" h (nominal)	3. <i>Interior Option</i> M = metal (metal shelves or metal drawers) *If laminate case, specify finish of metal shelves to match; if case V1 or V2 finish, shelves are black)	
3 30" w (nominal)	4. <i>Pull Option (where applicable)</i> D = metal D-pull (finish optional) J = routed J-pull (finish matches case) C = nickel finish C-pull (nickel finish only) S = S-pull (stainless steel finish only)	
1 15" d (nominal)	5. <i>Lock option (where applicable)</i> Optional hinged door configurations only Drawers always lock drilled L = drilled to accept lock N = no drilling	
DH Desk height	6. <i>Cabinet finish</i>	
B Open bookcase	7. <i>Optional pull finish where applicable</i>	
M Interior option, metal	8. <i>Optional drilling to support workwall, left side</i> N = no drilling S0 = 19"h x 15"d S1 = 19"h x 20"d T0 = 23"h x 15"d T1 = 23"h x 20"d	
2 Finish type, V2	9. <i>Optional drilling to support workwall, right side</i> *drilling options same as #8 above	
V316 Finish, light maple	Product on this page excluding J-pull option will accept woodgrain laminate where laminate is currently an option.	

Applicable finishes are listed on page 86.

Cabinets do not come with lock included. Keying instructions must accompany all cabinet orders, refer to page 188.
Random locks are factory installed. Key-alike are field installed using the KnollKey order form.

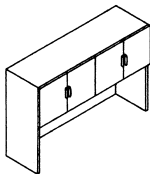
Reff Overhead storage
*overdesk units, standard height planning model
 use with 1 1/4" worksurfaces and 26 1/2" h support*

description	d	w	h	doors	pattern no.	lam.	V1	V2	V3
For 1 1/4" worksurfaces Open, 14" deep	14"	30"	44 1/4"		QROAO30T0 () () () ()	\$1,791.	\$2,283.	\$2,623.	\$3,544.
	14"	36"	44 1/4"		QROAO36T0 () () () ()	1,876.	2,396.	2,756.	3,722.
	14"	42"	44 1/4"		QROAO42T0 () () () ()	1,964.	2,510.	2,887.	3,898.
	14"	48"	44 1/4"		QROAO48T0 () () () ()	2,049.	2,626.	3,021.	4,076.
	14"	54"	44 1/4"		QROAO54T0 () () () ()	2,135.	2,740.	3,150.	4,254.
	14"	66"	44 1/4"		QROAO66T0 () () () ()	2,723.	3,491.	4,015.	5,419.
	14"	78"	44 1/4"		QROAO78T0 () () () ()	2,897.	3,151.	3,624.	4,893.
	14"	84"	44 1/4"		QROAO84T0 () () () ()	2,980.	3,835.	4,409.	5,950.



center divider on 42" and wider.

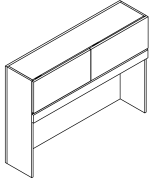
For 1 1/4" worksurfaces Hinged doors, 15" deep	15"	30"	44 1/4"	2	QROAH30T0 () () () () () ()	2,619.	3,347.	3,847.	5,195.
	15"	36"	44 1/4"	2	QROAH36T0 () () () () () ()	2,773.	3,543.	4,074.	5,499.
	15"	42"	44 1/4"	3	QROAH42T0 () () () () () ()	2,924.	3,740.	4,301.	5,808.
	15"	48"	44 1/4"	3	QROAH48T0 () () () () () ()	3,076.	3,937.	4,527.	6,112.
	15"	54"	44 1/4"	3	QROAH54T0 () () () () () ()	3,230.	4,134.	4,752.	6,418.
	15"	66"	44 1/4"	4	QROAH66T0 () () () () () ()	4,093.	5,228.	6,013.	8,116.
	15"	78"	44 1/4"	4	QROAH78T0 () () () () () ()	4,396.	5,622.	6,467.	8,730.
	15"	84"	44 1/4"	6	QROAH84T0 () () () () () ()	4,550.	5,819.	6,692.	9,034.



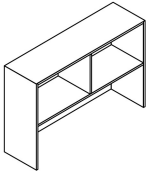
Order Code	Specification Information	Application Notes
Example: QROAF30S0LJLBF118()	To order please specify pattern number including:	Shipped knocked-down.
QR Reff Standard Special		Open cabinets require no locks.
O Overhead	1. Configuration option O = Open	Tasklights not included.
A For 1 1/4" top mounting	H = Hinged door	Tackboard included, fabric railroaded.
F Flip door	F = Flip door	C, D and S pulls are not available for flip door units.
30 30" wide	2. Width	All flip door cabinets on this page are nominal 19"H not 23"H.
S Standard height	3. Storage option S0 = 19"h x 15"d S1 = 19"h x 20"d T0 = 23"h x 15"d T1 = 23"h x 20"d	Open/hinge doors are nominal 23"H, actual 22 3/8".
0 15" deep	4. Finish type L = Laminate	Locks are not factory installed.
L Finish type, laminate	1 = V1	Include grommet (black only) in back panel for task light cord. If used in open plan areas specify "no grommet."
J J-pull	2 = V2	Wire manager is included and mounts adjacent to tackboard. Specify color.
L Locks included	3 = V3	
BF Cord escape, back feed	5. Pull option for hinged door only D = Metal D-pull (for hinged doors only) J = Routed pull C = Nickel C-pull (nickel finish only, for hinged doors only) S = Stainless steel finish S-pull (stainless steel finish only, for hinged doors only)	
118 Finish, Bright White		
(W250) Fabric		
	6. Lock option L = Lockhole drilled N = No lock drilling	
	7. Cord escape option	
	8. Finish	
	9. Pull finish where applicable	
	10. Fabric for tackboard	
	Product on this page excluding J-pull option will accept woodgrain laminate where laminate is currently an option.	
	*After specifying product code, provide keying instructions.	
	Overdesk unit will achieve 72" nominal height when used with correct top.	
	The clearance under the overhead to the top of the worksurface is approximately 21 1/4".	
	Applicable finishes are listed on page 86.	
	Odd numbered hinged door is always on left side, left hinged.	

Reff Overhead storage
overdesk units, standard height planning model
use with 1 1/4" worksurfaces and 26 1/2" h support

description	d	w	h	doors	pattern no.	lam.	V1	V2	V3
For 1 1/4" worksurfaces	15"	30"	44 1/4"	1	QROAF30S0 () () () ()	\$1,726.	\$2,402.	\$2,763.	\$3,731.
Flip doors, 15" deep	15"	36"	44 1/4"	1	QROAF36S0 () () () ()	1,986.	2,762.	3,175.	4,289.
	15"	42"	44 1/4"	1	QROAF42S0 () () () ()	2,244.	3,121.	3,590.	4,846.
	15"	48"	44 1/4"	1	QROAF48S0 () () () ()	2,504.	3,481.	4,003.	5,405.
	15"	54"	44 1/4"	2	QROAF54S0 () () () ()	2,762.	3,841.	4,417.	5,963.
	15"	66"	44 1/4"	2	QROAF66S0 () () () ()	3,282.	4,868.	5,598.	7,556.
	15"	78"	44 1/4"	2	QROAF78S0 () () () ()	4,253.	5,548.	6,380.	8,613.
	15"	90"	44 1/4"	2	QROAF90S0 () () () ()	4,355.	5,699.	6,554.	8,847.



For 1 1/4" worksurfaces	19"	30"	44 1/4"		QROAO30T1 () () () ()	1,896.	2,405.	2,766.	3,734.
Open, 19" deep	19"	36"	44 1/4"		QROAO36T1 () () () ()	1,989.	2,532.	2,911.	3,928.
	19"	42"	44 1/4"		QROAO42T1 () () () ()	2,082.	2,657.	3,054.	4,123.
	19"	48"	44 1/4"		QROAO48T1 () () () ()	2,175.	2,782.	3,200.	4,318.
	19"	54"	44 1/4"		QROAO54T1 () () () ()	2,267.	2,907.	3,344.	4,512.
	19"	66"	44 1/4"		QROAO66T1 () () () ()	2,883.	3,695.	4,249.	5,736.
	19"	78"	44 1/4"		QROAO78T1 () () () ()	2,977.	3,946.	4,537.	6,125.
	19"	84"	44 1/4"		QROAO84T1 () () () ()	3,164.	4,070.	4,680.	6,318.

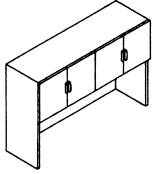


center divider on 42" and wider.

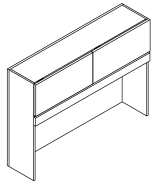
Order Code	Specification Information	Application Notes
Example: QROAF30S0LJLBF118()	<i>To order please specify pattern number including:</i>	Shipped knocked-down.
QR Reff Standard Special	1. <i>Configuration option</i> O = Open H = Hinged door F = Flip door	Open cabinets require no locks.
O Overhead	2. <i>Width</i>	Tasklights not included.
A For 1 1/4" top mounting	3. <i>Storage option</i> S0 = 19" h x 15" d S1 = 19" h x 20" d T0 = 23" h x 15" d T1 = 23" h x 20" d	Tackboard included, fabric railroaded.
F Flip door	4. <i>Finish type</i> L = Laminate 1 = V1 2 = V2 3 = V3	C, D and S pulls are not available for flip door units.
30 30" wide	5. <i>Pull option for hinged door only</i> D = Metal D-pull (for hinged doors only) J = Routed pull C = Nickel C-pull (nickel finish only, for hinged doors only) S = Stainless steel finish S-pull (stainless steel finish only, for hinged doors only)	All flip door cabinets on this page are nominal 19"H not 23"H.
S Standard height		Open/hinge doors are nominal 23"H, actual 22 3/8".
0 15" deep		Locks are not factory installed.
L Finish type, laminate		Include grommet (black only) in back panel for task light cord. If used in open plan areas specify "no grommet."
J J-pull		Wire manager is included and mounts adjacent to tackboard. Specify color.
L Locks included		
BF Cord escape, back feed		
118 Finish, Bright White		
(W250) Fabric		
	6. <i>Lock option</i> L = Lockhole drilled N = No lock drilling	
	7. Cord escape option	
	8. Finish	
	9. Pull finish where applicable	
	10. Fabric for tackboard	
	Product on this page excluding J-pull option will accept woodgrain laminate where laminate is currently an option.	
	*After specifying product code, provide keying instructions.	
	Overdesk unit will achieve 72" nominal height when used with correct top.	
	The clearance under the overhead to the top of the work surface is approximately 21 1/4".	
	Applicable finishes are listed on page 86.	
	Odd numbered hinged door is always on left side, left hinged.	

Reff Overhead storage
overdesk units, standard height planning model
use with 1 1/4" worksurfaces and 26 1/2" h support

description	d	w	h	doors	pattern no.	lam.	V1	V2	V3
For 1 1/4" worksurfaces	20"	30"	44 1/4"	2	QROAH30T1 () () () () () ()	\$2,757.	\$3,524.	\$4,054.	\$5,472.
Hinged doors, 20" deep	20"	36"	44 1/4"	2	QROAH36T1 () () () () () ()	2,923.	3,735.	4,296.	5,800.
	20"	42"	44 1/4"	3	QROAH42T1 () () () () () ()	3,087.	3,948.	4,540.	6,130.
	20"	48"	44 1/4"	3	QROAH48T1 () () () () () ()	3,252.	4,160.	4,785.	6,459.
	20"	54"	44 1/4"	3	QROAH54T1 () () () () () ()	3,416.	4,372.	5,030.	6,789.
	20"	66"	44 1/4"	4	QROAH66T1 () () () () () ()	4,320.	5,520.	6,346.	8,569.
	20"	78"	44 1/4"	4	QROAH78T1 () () () () () ()	4,485.	5,944.	6,837.	9,228.
	20"	84"	44 1/4"	6	QROAH84T1 () () () () () ()	4,814.	6,157.	7,081.	9,559.

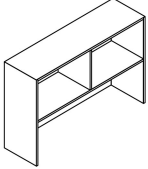


For 1 1/4" worksurfaces	20"	30"	44 1/4"	1	QROAF30S1 () () () ()	1,840.	2,556.	2,941.	3,970.
Flip doors, 20" deep	20"	36"	44 1/4"	1	QROAF36S1 () () () ()	2,113.	2,936.	3,374.	4,557.
	20"	42"	44 1/4"	1	QROAF42S1 () () () ()	2,382.	3,312.	3,809.	5,142.
	20"	48"	44 1/4"	1	QROAF48S1 () () () ()	2,655.	3,689.	4,242.	5,726.
	20"	54"	44 1/4"	2	QROAF54S1 () () () ()	2,925.	4,067.	4,676.	6,313.
	20"	66"	44 1/4"	2	QROAF66S1 () () () ()	3,467.	5,140.	5,911.	7,979.
	20"	78"	44 1/4"	2	QROAF78S1 () () () ()	4,496.	5,867.	6,748.	9,110.
	20"	90"	44 1/4"	2	QROAF90S1 () () () ()	4,611.	6,035.	6,941.	9,371.

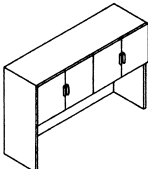


Order Code	Specification Information	Application Notes
Example: QROAF30S0LJLBF118()	<i>To order please specify pattern number including:</i>	Shipped knocked-down.
QR Reff Standard Special	1. <i>Configuration option</i> O = Open H = Hinged door F = Flip door	Open cabinets require no locks.
O Overhead	2. <i>Width</i>	Tasklights not included.
A For 1 1/4" top mounting	3. <i>Storage option</i> S0 = 19"h x 15"d S1 = 19"h x 20"d T0 = 23"h x 15"d T1 = 23"h x 20"d	Tackboard included, fabric railroaded.
F Flip door	4. <i>Finish type</i> L = Laminate 1 = V1 2 = V2 3 = V3	C, D and S pulls are not available for flip door units.
30 30" wide	5. <i>Pull option for hinged door only</i> D = Metal D-pull (for hinged doors only) J = Routed pull C = Nickel C-pull (nickel finish only, for hinged doors only) S = Stainless steel finish S-pull (stainless steel finish only, for hinged doors only)	All flip door cabinets on this page are nominal 19"H not 23"H.
S Standard height	6. <i>Lock option</i> L = Lockhole drilled N = No lock drilling	Open/hinge doors are nominal 23"H, actual 22 3/8".
0 15" deep	7. Cord escape option	Locks are not factory installed.
L Finish type, laminate	8. Finish	Include grommet (black only) in back panel for task light cord. If used in open plan areas specify "no grommet."
J J-pull	9. Pull finish where applicable	Wire manager is included and mounts adjacent to tackboard. Specify color.
L Locks included	10. Fabric for tackboard	
BF Cord escape, back feed	Product on this page excluding J-pull option will accept woodgrain laminate where laminate is currently an option.	
118 Finish, Bright White	*After specifying product code, provide keying instructions.	
(W250) Fabric	Overdesk unit will achieve 72" nominal height when used with correct top.	
	The clearance under the overhead to the top of the worksurface is approximately 21 1/4".	
	Applicable finishes are listed on page 86.	
	Odd numbered hinged door is always on left side, left hinged.	

Reff Overhead storage
*overdesk units, standard height planning model
 use with 1 3/4" worksurfaces and 26 1/2" h support*

description	d	w	h	doors	pattern no.	lam.	V1	V2	V3
For 1 3/4" worksurfaces Open, 14" deep 	14"	30"	43 3/4"		QROB030T0 () () () ()	\$1,635.	\$2,112.	\$2,427.	\$3,277.
	14"	36"	43 3/4"		QROB036T0 () () () ()	1,765.	2,278.	2,619.	3,536.
	14"	42"	43 3/4"		QROB042T0 () () () ()	1,897.	2,445.	2,811.	3,796.
	14"	48"	43 3/4"		QROB048T0 () () () ()	2,026.	2,611.	3,002.	4,054.
	14"	54"	43 3/4"		QROB054T0 () () () ()	2,159.	2,777.	3,195.	4,312.
	14"	66"	43 3/4"		QROB066T0 () () () ()	2,737.	3,533.	4,062.	5,484.
	14"	78"	43 3/4"		QROB078T0 () () () ()	2,999.	3,865.	4,445.	6,000.
	14"	84"	43 3/4"		QROB084T0 () () () ()	3,129.	4,031.	4,636.	6,260.

center divider on 42" and wider.

For 1 3/4" worksurfaces Hinged doors, 15" deep 	15"	30"	43 3/4"	2	QROBH30T0 () () () () () ()	2,649.	3,380.	3,886.	5,248.
	15"	36"	43 3/4"	2	QROBH36T0 () () () () () ()	2,804.	3,579.	4,115.	5,558.
	15"	42"	43 3/4"	3	QROBH42T0 () () () () () ()	2,958.	3,779.	4,345.	5,866.
	15"	48"	43 3/4"	3	QROBH48T0 () () () () () ()	3,112.	3,978.	4,576.	6,176.
	15"	54"	43 3/4"	3	QROBH54T0 () () () () () ()	3,266.	4,178.	4,804.	6,485.
	15"	66"	43 3/4"	4	QROBH66T0 () () () () () ()	4,139.	5,286.	6,080.	8,207.
	15"	78"	43 3/4"	4	QROBH78T0 () () () () () ()	4,447.	5,687.	6,538.	8,827.
	15"	84"	43 3/4"	6	QROBH84T0 () () () () () ()	4,600.	5,888.	6,771.	9,140.

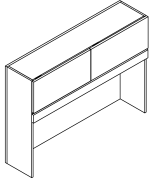
Order Code	Specification Information
Example: QROBF30S0LJLBF118()	To order please specify pattern number including:
QR Reff Standard Special	1. Configuration option
O Overhead	O = Open
B For 1 3/4" top mounting	H = Hinged door
F Flip door	F = Flip door
30 30" wide	2. Width
S Standard height	3. Storage option
O 15" deep	S0 = 19"h x 15"d
L Finish type, laminate	S1 = 19"h x 20"d
J J-pull	T0 = 23"h x 15"d
L Locks included	T1 = 23"h x 20"d
BF Cord escape, back feed	4. Finish type
118 Finish, Bright White	L = Laminate
(W250) Fabric	1 = V1
	2 = V2
	3 = V3
	5. Pull option for hinged door only
	D = Metal D-pull (for hinged doors only)
	J = Routed pull
	C = Nickel C-pull (nickel finish only, for hinged doors only)
	S = Stainless steel finish S-pull (stainless steel finish only, for hinged doors only)

Specification Information	Application Notes
6. Lock option	Shipped knocked-down.
L = Lockhole drilled	Open cabinets require no locks.
N = No lock drilling	Tasklights not included.
7. Cord escape option	Tackboard included, fabric railroaded.
8. Finish	C, D and S pulls are not available for flip door units.
9. Pull finish where applicable	All flip door cabinets on this page are nominal 19"H not 23"H.
10. Fabric for tackboard	Open/hinge doors are nominal 23"H, actual 22 3/8".
*After specifying product code, provide keying instructions.	Locks are not factory installed.
Overdesk unit will achieve 72" nominal height when used with correct top.	Include grommet (black only) in back panel for task light cord. If used in open plan areas specify "no grommet."
The clearance under the overhead to the top of the worksurface is approximately 20 3/4".	Wire manager is included and mounts adjacent to tackboard. Specify color.
Applicable finishes are listed on page 86.	
Odd numbered hinged door is always on left side, left hinged.	

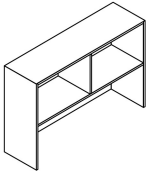
Application Notes
Shipped knocked-down.
Open cabinets require no locks.
Tasklights not included.
Tackboard included, fabric railroaded.
C, D and S pulls are not available for flip door units.
All flip door cabinets on this page are nominal 19"H not 23"H.
Open/hinge doors are nominal 23"H, actual 22 3/8".
Locks are not factory installed.
Include grommet (black only) in back panel for task light cord. If used in open plan areas specify "no grommet."
Wire manager is included and mounts adjacent to tackboard. Specify color.

Reff Overhead storage
*overdesk units, standard height planning model
 use with 1 3/4" worksurfaces and 26 1/2" h support*

description	d	w	h	doors	pattern no.	lam.	V1	V2	V3
For 1 3/4" worksurfaces	15"	30"	43 3/4"	1	QROBF30S0 () () () ()	\$1,741.	\$2,426.	\$2,790.	\$3,767.
Flip doors, 15" deep	15"	36"	43 3/4"	1	QROBF36S0 () () () ()	2,005.	2,791.	3,210.	4,335.
	15"	42"	43 3/4"	1	QROBF42S0 () () () ()	2,267.	3,157.	3,631.	4,901.
	15"	48"	43 3/4"	1	QROBF48S0 () () () ()	2,532.	3,521.	4,049.	5,466.
	15"	54"	43 3/4"	2	QROBF54S0 () () () ()	2,795.	3,886.	4,470.	6,033.
	15"	66"	43 3/4"	2	QROBF66S0 () () () ()	3,321.	4,924.	5,662.	7,644.
	15"	78"	43 3/4"	2	QROBF78S0 () () () ()	4,301.	5,606.	6,448.	8,703.
	15"	90"	43 3/4"	2	QROBF90S0 () () () ()	4,406.	5,769.	6,634.	8,955.



For 1 3/4" worksurfaces	19"	30"	43 3/4"		QROBO30T1 () () () ()	2,005.	2,548.	2,928.	3,954.
Open, 19" deep	19"	36"	43 3/4"		QROBO36T1 () () () ()	2,077.	2,647.	3,044.	4,109.
	19"	42"	43 3/4"		QROBO42T1 () () () ()	2,148.	2,747.	3,159.	4,262.
	19"	48"	43 3/4"		QROBO48T1 () () () ()	2,219.	2,844.	3,273.	4,417.
	19"	54"	43 3/4"		QROBO54T1 () () () ()	2,291.	2,944.	3,386.	4,572.
	19"	66"	43 3/4"		QROBO66T1 () () () ()	2,917.	3,738.	4,298.	5,804.
	19"	78"	43 3/4"		QROBO78T1 () () () ()	3,062.	3,937.	4,527.	6,112.
	19"	84"	43 3/4"		QROBO84T1 () () () ()	3,134.	4,035.	4,641.	6,267.

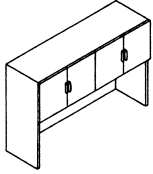


center divider on 42" and wider.

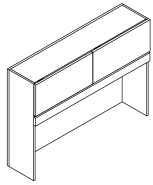
Order Code	Specification Information	Application Notes
Example: QROBF30S0LJLBF118()	<i>To order please specify pattern number including:</i>	Shipped knocked-down.
QR Reff Standard Special	1. <i>Configuration option</i> O = Open H = Hinged door F = Flip door	Open cabinets require no locks.
O Overhead	2. <i>Width</i>	Tasklights not included.
B For 1 3/4" top mounting	3. <i>Storage option</i> S0 = 19" h x 15" d S1 = 19" h x 20" d T0 = 23" h x 15" d T1 = 23" h x 20" d	Tackboard included, fabric railroaded.
F Flip door	4. <i>Finish type</i> L = Laminate 1 = V1 2 = V2 3 = V3	C, D and S pulls are not available for flip door units.
30 30" wide	5. <i>Pull option for hinged door only</i> D = Metal D-pull (for hinged doors only) J = Routed pull C = Nickel C-pull (nickel finish only, for hinged doors only) S = Stainless steel finish S-pull (stainless steel finish only, for hinged doors only)	All flip door cabinets on this page are nominal 19"H not 23"H.
S Standard height		Open/hinge doors are nominal 23"H, actual 22 3/8".
0 15" deep		Locks are not factory installed.
L Finish type, laminate		Include grommet (black only) in back panel for task light cord. If used in open plan areas specify "no grommet."
J J-pull		Wire manager is included and mounts adjacent to tackboard. Specify color.
L Locks included		
BF Cord escape, back feed		
118 Finish, Bright White		
(W250) Fabric		
	6. <i>Lock option</i> L = Lockhole drilled N = No lock drilling	
	7. <i>Cord escape option</i>	
	8. <i>Finish</i>	
	9. <i>Pull finish where applicable</i>	
	10. <i>Fabric for tackboard</i>	
	<i>*After specifying product code, provide keying instructions.</i>	
	Overdesk unit will achieve 72" nominal height when used with correct top.	
	The clearance under the overhead to the top of the worksurface is approximately 20 3/4".	
	Applicable finishes are listed on page 86.	
	Odd numbered hinged door is always on left side, left hinged.	

Reff Overhead storage
*overdesk units, standard height planning model
 use with 1³/₄" worksurfaces and 26¹/₂"h support*

description	d	w	h	doors	pattern no.	lam.	V1	V2	V3
For 1 ³ / ₄ " worksurfaces	20"	30"	43 ³ / ₄ "	2	QROBH30T1 () () () () () ()	\$2,793.	\$3,550.	\$4,082.	\$5,511.
Hinged doors, 20" deep	20"	36"	43 ³ / ₄ "	2	QROBH36T1 () () () () () ()	2,960.	3,766.	4,332.	5,847.
	20"	42"	43 ³ / ₄ "	3	QROBH42T1 () () () () () ()	3,125.	3,982.	4,581.	6,185.
	20"	48"	43 ³ / ₄ "	3	QROBH48T1 () () () () () ()	3,292.	4,198.	4,829.	6,520.
	20"	54"	43 ³ / ₄ "	3	QROBH54T1 () () () () () ()	3,457.	4,415.	5,076.	6,854.
	20"	66"	43 ³ / ₄ "	4	QROBH66T1 () () () () () ()	4,370.	5,582.	6,419.	8,665.
	20"	78"	43 ³ / ₄ "	4	QROBH78T1 () () () () () ()	4,702.	6,014.	6,915.	9,336.
	20"	84"	43 ³ / ₄ "	4	QROBH84T1 () () () () () ()	4,868.	6,230.	7,165.	9,671.

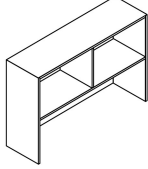


For 1 ³ / ₄ " worksurfaces	20"	30"	43 ³ / ₄ "	1	QROBF30S1 () () () ()	1,864.	2,587.	2,977.	4,018.
Flip doors, 20" deep	20"	36"	43 ³ / ₄ "	1	QROBF36S1 () () () ()	2,137.	2,968.	3,412.	4,607.
	20"	42"	43 ³ / ₄ "	1	QROBF42S1 () () () ()	2,414.	3,349.	3,850.	5,198.
	20"	48"	43 ³ / ₄ "	1	QROBF48S1 () () () ()	2,687.	3,728.	4,287.	5,786.
	20"	54"	43 ³ / ₄ "	2	QROBF54S1 () () () ()	2,961.	4,108.	4,724.	6,378.
	20"	66"	43 ³ / ₄ "	2	QROBF66S1 () () () ()	3,509.	5,197.	5,976.	8,067.
	20"	78"	43 ³ / ₄ "	2	QROBF78S1 () () () ()	4,551.	5,938.	6,829.	9,219.
	20"	90"	43 ³ / ₄ "	2	QROBF90S1 () () () ()	4,667.	6,105.	7,020.	9,477.



Order Code	Specification Information	Application Notes
Example: QROBF30S0LJLBF118()	<i>To order please specify pattern number including:</i>	Shipped knocked-down.
QR Reff Standard Special	6. <i>Lock option</i> L = Lockhole drilled N = No lock drilling	Open cabinets require no locks.
O Overhead	7. <i>Cord escape option</i>	Tasklights not included.
B For 1 ³ / ₄ " top mounting	8. <i>Finish</i>	Tackboard included, fabric railroaded.
F Flip door	9. <i>Pull finish where applicable</i>	C, D and S pulls are not available for flip door units.
30 30" wide	10. <i>Fabric for tackboard</i>	All flip door cabinets on this page are nominal 19"H not 23"H.
S Standard height	<i>*After specifying product code, provide keying instructions.</i>	Open/hinge doors are nominal 23"H, actual 22 ³ / ₈ ".
0 15" deep	Overdesk unit will achieve 72" nominal height when used with correct top.	Locks are not factory installed.
L Finish type, laminate	The clearance under the overhead to the top of the worksurface is approximately 20 ³ / ₄ ".	Include grommet (black only) in back panel for task light cord. If used in open plan areas specify "no grommet."
J J-pull	Applicable finishes are listed on page 86.	Wire manager is included and mounts adjacent to tackboard. Specify color.
L Locks included	Odd numbered hinged door is always on left side, left hinged.	
BF Cord escape, back feed		
118 Finish, Bright White		
(W250) Fabric		

Reff Overhead storage
overdesk units, desk height planning model
use with 1 1/4" worksurfaces and 28 3/8" h support

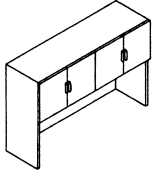
description	d	w	h	doors	pattern no.	lam.	V1	V2	V3
For 1 1/4" worksurfaces Open, 14" deep 	14"	30"	45 1/2"		QROAO30T0DH () () ()	\$1,880.	\$2,396.	\$2,756.	\$3,722.
	14"	36"	45 1/2"		QROAO36T0DH () () ()	1,971.	2,516.	2,896.	3,909.
	14"	42"	45 1/2"		QROAO42T0DH () () ()	2,061.	2,638.	3,033.	4,095.
	14"	48"	45 1/2"		QROAO48T0DH () () ()	2,153.	2,757.	3,170.	4,282.
	14"	54"	45 1/2"		QROAO54T0DH () () ()	2,242.	2,878.	3,310.	4,468.
	14"	66"	45 1/2"		QROAO66T0DH () () ()	2,860.	3,665.	4,216.	5,691.
	14"	78"	45 1/2"		QROAO78T0DH () () ()	3,042.	3,907.	4,493.	6,064.
	14"	84"	45 1/2"		QROAO84T0DH () () ()	3,129.	4,025.	4,629.	6,248.

center divider on 42" and wider.

Order Code	Specification Information	Application Notes
Example: QROAO30T0DHLBF118 () QR Reff Standard Special O Overhead A For mounting on 1 1/4" thick top O Open 30 30" wide T 23"h storage 0 15"d storage DH desk height, 75" height overall L Finish type, laminate BF Cord escape, back feed 118 Finish, Bright White () Fabric selection	<p>To order please specify pattern number including:</p> <ol style="list-style-type: none"> <i>Configuration option (embedded in pattern number)</i> O = Open H = Hinged doors F = Flip doors <i>Storage option (embedded in pattern number)</i> S0 = 19"h x 15"d S1 = 19"h x 20"d T0 = 23"h x 15"d T1 = 23"h x 20"d <i>Finish type</i> L = laminate 1 = V1 2 = V2 3 = V3 <i>Pull option</i> (Optional hinged door configurations only) D = metal D-pull (finish optional) J = routed J-pull (finish matches case) C = nickel finish C-pull (nickel finish only) S = S-pull (stainless steel finish only) <i>Lock option</i> (Optional hinged door configurations only) L = drilled to accept lock N = no drilling 	<ol style="list-style-type: none"> <i>Tasklight cord escape</i> BF = back feed FF = front feed <i>Finish</i> <i>Optional pull finish, where applicable</i> <i>Fabric for tackboard</i> <p>Product on this page excluding J-pull option will accept woodgrain laminate where laminate is currently an option.</p> <p>Overdesk units do not come with lock included. Keying instructions must accompany all orders, refer to page 188. Random locks are factory installed. Key-alike are field installed using the KnollKey order form.</p> <p>Products on this page shipped knocked-down.</p> <p>Tasklights not included.</p> <p>Tackboard included, fabric orientation applied railroaded.</p> <p>Wire manager included and mounts adjacent to tackboard. Specify color.</p> <p>Include grommet (black only) in back panel for tasklight cord. If used in open plan areas, specify "no grommet"</p>
<p>dimensions noted nominal</p>		<p>Products on this page are engineered to align with 75"h cabinets. Be sure storage dimension options and drilling options correspond accordingly. For storage options below the worksurface, specify 28 3/8" h products. ; do not mix products from 26 1/2" h (standard height) planning model with 28 3/8" h (desk height) planning model in any one configuration.</p> <p>Overdesk unit will achieve 75" nominal height - actual height 75.125", when used with correct thickness of top.</p> <p>Clearance below overhead storage to top of worksurface is approximately 23 1/8" h.</p> <p>Applicable finishes are listed on page 86.</p> <p>Odd numbered hinged door is always on left side, left hinged.</p>

Reff Overhead storage
overdesk units, desk height planning model
use with 1 1/4" worksurfaces and 28 3/8" h support

description	d	w	h	doors	pattern no.	lam.	V1	V2	V3
For 1 1/4" worksurfaces	15"	30"	45 1/2"	2	QROAH30T0DH () () () () () ()	\$2,750.	\$3,514.	\$4,041.	\$5,455.
Hinged doors, 15" deep	15"	36"	45 1/2"	2	QROAH36T0DH () () () () () ()	2,911.	3,721.	4,279.	5,776.
	15"	42"	45 1/2"	3	QROAH42T0DH () () () () () ()	3,070.	3,926.	4,516.	6,096.
	15"	48"	45 1/2"	3	QROAH48T0DH () () () () () ()	3,231.	4,134.	4,752.	6,418.
	15"	54"	45 1/2"	3	QROAH54T0DH () () () () () ()	3,391.	4,340.	4,992.	6,739.
	15"	66"	45 1/2"	4	QROAH66T0DH () () () () () ()	4,297.	5,490.	6,313.	8,523.
	15"	78"	45 1/2"	4	QROAH78T0DH () () () () () ()	4,618.	5,904.	6,790.	9,167.
	15"	84"	45 1/2"	6	QROAH84T0DH () () () () () ()	4,778.	6,110.	7,026.	9,485.

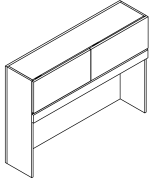


Order Code	Specification Information	Application Notes
Example: QROAO30T0DHLBF118 ()	<i>To order please specify pattern number including:</i>	
QR Reff Standard Special	1. <i>Configuration option (embedded in pattern number)</i> O = Open H = Hinged doors F = Flip doors	6. <i>Tasklight cord escape</i> BF = back feed FF = front feed
O Overhead	2. <i>Storage option (embedded in pattern number)</i> S0 = 19"h x 15"d S1 = 19"h x 20"d T0 = 23"h x 15"d T1 = 23"h x 20"d	7. <i>Finish</i>
A For mounting on 1 1/4" thick top	3. <i>Finish type</i> L = laminate 1 = V1 2 = V2 3 = V3	8. <i>Optional pull finish, where applicable</i>
O Open	4. <i>Pull option</i> (Optional hinged door configurations only) D = metal D-pull (finish optional) J = routed J-pull (finish matches case) C = nickel finish C-pull (nickel finish only) S = S-pull (stainless steel finish only)	9. <i>Fabric for tackboard</i>
30 30" wide	5. <i>Lock option</i> (Optional hinged door configurations only) L = drilled to accept lock N = no drilling	Product on this page excluding J-pull option will accept woodgrain laminate where laminate is currently an option.
T 23"h storage		Overdesk units do not come with lock included. Keying instructions must accompany all orders, refer to page 188. Random locks are factory installed. Key-alike are field installed using the KnollKey order form.
0 15"d storage		Overdesk unit will achieve 75" nominal height - actual height 75.125", when used with correct thickness of top.
DH desk height, 75" height overall		Clearance below overhead storage to top of worksurface is approximately 23 1/8"h.
L Finish type, laminate		Applicable finishes are listed on page 86.
BF Cord escape, back feed		Odd numbered hinged door is always on left side, left hinged.
118 Finish, Bright White		
() Fabric selection		
	Products on this page shipped knocked-down.	
	Tasklights not included.	
	Tackboard included, fabric orientation applied railroaded.	
	Wire manager included and mounts adjacent to tackboard. Specify color.	
	Include grommet (black only) in back panel for tasklight cord. If used in open plan areas, specify "no grommet"	

dimensions noted nominal

Reff Overhead storage
overdesk units, desk height planning model
use with 1 1/4" worksurfaces and 28 3/8" h support

description	d	w	h	doors	pattern no.	lam.	V1	V2	V3
For 1 1/4" worksurfaces	15"	30"	45 1/2"	1	QROAF30S0DH() () () ()	\$1,814.	\$2,524.	\$2,901.	\$3,918.
Flip doors, 15" deep	15"	36"	45 1/2"	1	QROAF36S0DH() () () ()	2,086.	2,900.	3,334.	4,503.
	15"	42"	45 1/2"	1	QROAF42S0DH() () () ()	2,356.	3,278.	3,769.	5,089.
	15"	48"	45 1/2"	1	QROAF48S0DH() () () ()	2,631.	3,655.	4,204.	5,673.
	15"	54"	45 1/2"	2	QROAF54S0DH() () () ()	2,902.	4,032.	4,637.	6,261.
	15"	66"	45 1/2"	2	QROAF66S0DH() () () ()	3,447.	5,112.	5,878.	7,937.
	15"	78"	45 1/2"	2	QROAF78S0DH() () () ()	4,466.	5,826.	6,698.	9,044.
	15"	90"	45 1/2"	2	QROAF90S0DH() () () ()	4,574.	5,982.	6,881.	9,290.



Order Code	Specification Information	Application Notes
Example: QROAO30T0DHLBF118()	<i>To order please specify pattern number including:</i>	
QR Reff Standard Special	1. <i>Configuration option (embedded in pattern number)</i> O = Open H = Hinged doors F = Flip doors	6. <i>Tasklight cord escape</i> BF = back feed FF = front feed
O Overhead	2. <i>Storage option (embedded in pattern number)</i> S0 = 19"h x 15"d S1 = 19"h x 20"d T0 = 23"h x 15"d T1 = 23"h x 20"d	7. <i>Finish</i>
A For mounting on 1 1/4" thick top	3. <i>Finish type</i> L = laminate 1 = V1 2 = V2 3 = V3	8. <i>Optional pull finish, where applicable</i>
O Open	4. <i>Pull option</i> (Optional hinged door configurations only) D = metal D-pull (finish optional) J = routed J-pull (finish matches case) C = nickel finish C-pull (nickel finish only) S = S-pull (stainless steel finish only)	9. <i>Fabric for tackboard</i>
30 30" wide	5. <i>Lock option</i> (Optional hinged door configurations only) L = drilled to accept lock N = no drilling	Product on this page excluding J-pull option will accept woodgrain laminate where laminate is currently an option.
T 23"h storage		Overdesk units do not come with lock included. Keying instructions must accompany all orders, refer to page 188. Random locks are factory installed. Key-alike are field installed using the KnollKey order form.
0 15"d storage		Products on this page shipped knocked-down.
DH desk height, 75" height overall		Tasklights not included.
L Finish type, laminate		Tackboard included, fabric orientation applied railroaded.
BF Cord escape, back feed		Wire manager included and mounts adjacent to tackboard. Specify color.
118 Finish, Bright White		Include grommet (black only) in back panel for tasklight cord. If used in open plan areas, specify "no grommet"
() Fabric selection		

dimensions noted nominal

Application Notes

Products on this page are engineered to align with 75" h cabinets. Be sure storage dimension options and drilling options correspond accordingly. For storage options below the worksurface, specify 28 3/8" h products. ; **do not mix products from 26 1/2" h (standard height) planning model with 28 3/8" h (desk height) planning model in any one configuration.**

Overdesk unit will achieve 75" nominal height - actual height 75.125", when used with correct thickness of top.

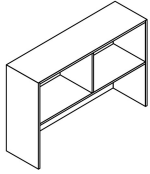
Clearance below overhead storage to top of worksurface is approximately 23 1/8" h.

Applicable finishes are listed on page 86.

Odd numbered hinged door is always on left side, left hinged.

Reff Overhead storage
overdesk units, desk height planning model
use with 1 1/4" worksurfaces and 28 3/8" h support

description	d	w	h	doors	pattern no.	lam.	V1	V2	V3
For 1 1/4" worksurfaces	19"	30"	45 1/2"		QROAO30T1DH () () ()	\$1,990.	\$2,527.	\$2,906.	\$3,922.
Open, 19" deep	19"	36"	45 1/2"		QROAO36T1DH () () ()	2,088.	2,658.	3,057.	4,125.
	19"	42"	45 1/2"		QROAO42T1DH () () ()	2,185.	2,789.	3,207.	4,330.
	19"	48"	45 1/2"		QROAO48T1DH () () ()	2,285.	2,921.	3,359.	4,534.
	19"	54"	45 1/2"		QROAO54T1DH () () ()	2,381.	3,053.	3,511.	4,740.
	19"	66"	45 1/2"		QROAO66T1DH () () ()	3,029.	3,880.	4,462.	6,023.
	19"	78"	45 1/2"		QROAO78T1DH () () ()	3,125.	4,142.	4,765.	6,430.
	19"	84"	45 1/2"		QROAO84T1DH () () ()	3,323.	4,273.	4,914.	6,635.



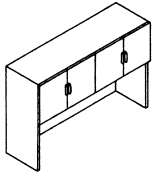
center divider on 42" and wider.

Order Code	Specification Information	Application Notes
Example: QROAO30T0DHLBF118 ()	<i>To order please specify pattern number including:</i>	Products on this page are engineered to align with 75" h cabinets. Be sure storage dimension options and drilling options correspond accordingly. For storage options below the worksurface, specify 28 3/8" h products. ; do not mix products from 26 1/2" h (standard height) planning model with 28 3/8" h (desk height) planning model in any one configuration.
QR Reff Standard Special	6. <i>Tasklight cord escape</i> BF = back feed FF = front feed	Overdesk unit will achieve 75" nominal height - actual height 75.125", when used with correct thickness of top.
O Overhead	7. <i>Finish</i>	Clearance below overhead storage to top of worksurface is approximately 23 1/8" h.
A For mounting on 1 1/4" thick top	8. <i>Optional pull finish, where applicable</i>	Applicable finishes are listed on page 86.
O Open	9. <i>Fabric for tackboard</i>	Odd numbered hinged door is always on left side, left hinged.
30 30" wide	Product on this page excluding J-pull option will accept woodgrain laminate where laminate is currently an option.	
T 23" h storage	Overdesk units do not come with lock included. Keying instructions must accompany all orders, refer to page 188. Random locks are factory installed. Key-alike are field installed using the KnollKey order form.	
0 15" d storage		
DH desk height, 75" height overall		
L Finish type, laminate		
BF Cord escape, back feed		
118 Finish, Bright White		
() Fabric selection		
	1. <i>Configuration option (embedded in pattern number)</i> O = Open H = Hinged doors F = Flip doors	
	2. <i>Storage option (embedded in pattern number)</i> S0 = 19" h x 15" d S1 = 19" h x 20" d T0 = 23" h x 15" d T1 = 23" h x 20" d	
	3. <i>Finish type</i> L = laminate 1 = V1 2 = V2 3 = V3	
	4. <i>Pull option</i> (Optional hinged door configurations only) D = metal D-pull (finish optional) J = routed J-pull (finish matches case) C = nickel finish C-pull (nickel finish only) S = S-pull (stainless steel finish only)	
	5. <i>Lock option</i> (Optional hinged door configurations only) L = drilled to accept lock N = no drilling	
	Products on this page shipped knocked-down.	
	Tasklights not included.	
	Tackboard included, fabric orientation applied railroaded.	
	Wire manager included and mounts adjacent to tackboard. Specify color.	
	Include grommet (black only) in back panel for tasklight cord. If used in open plan areas, specify "no grommet"	

dimensions noted nominal

Reff Overhead storage
overdesk units, desk height planning model
use with 1 1/4" worksurfaces and 28 3/8" h support

description	d	w	h	doors	pattern no.	lam.	V1	V2	V3
For 1 1/4" worksurfaces	20"	30"	45 1/2"	2	QROAH30T1DH () () () () () ()	\$2,896.	\$3,700.	\$4,256.	\$5,746.
Hinged doors, 20" deep	20"	36"	45 1/2"	2	QROAH36T1DH () () () () () ()	3,069.	3,922.	4,510.	6,089.
	20"	42"	45 1/2"	3	QROAH42T1DH () () () () () ()	3,242.	4,145.	4,768.	6,434.
	20"	48"	45 1/2"	3	QROAH48T1DH () () () () () ()	3,413.	4,368.	5,023.	6,781.
	20"	54"	45 1/2"	3	QROAH54T1DH () () () () () ()	3,589.	4,590.	5,279.	7,128.
	20"	66"	45 1/2"	4	QROAH66T1DH () () () () () ()	4,537.	5,795.	6,666.	8,998.
	20"	78"	45 1/2"	4	QROAH78T1DH () () () () () ()	4,710.	6,242.	7,177.	9,691.
	20"	84"	45 1/2"	6	QROAH84T1DH () () () () () ()	5,054.	6,466.	7,435.	10,038.

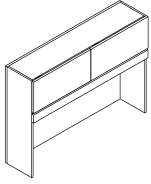


Order Code	Specification Information	Application Notes
Example: QROAO30T0DHLBF118 ()	To order please specify pattern number including:	Products on this page are engineered to align with 75" h cabinets. Be sure storage dimension options and drilling options correspond accordingly. For storage options below the worksurface, specify 28 3/8" h products. ; do not mix products from 26 1/2" h (standard height) planning model with 28 3/8" h (desk height) planning model in any one configuration.
QR Reff Standard Special	1. Configuration option (embedded in pattern number) O = Open H = Hinged doors F = Flip doors	6. Tasklight cord escape BF = back feed FF = front feed
O Overhead	2. Storage option (embedded in pattern number) S0 = 19" h x 15" d S1 = 19" h x 20" d T0 = 23" h x 15" d T1 = 23" h x 20" d	7. Finish
A For mounting on 1 1/4" thick top	3. Finish type L = laminate 1 = V1 2 = V2 3 = V3	8. Optional pull finish, where applicable
O Open	4. Pull option (Optional hinged door configurations only) D = metal D-pull (finish optional) J = routed J-pull (finish matches case) C = nickel finish C-pull (nickel finish only) S = S-pull (stainless steel finish only)	9. Fabric for tackboard
30 30" wide	5. Lock option (Optional hinged door configurations only) L = drilled to accept lock N = no drilling	Product on this page excluding J-pull option will accept woodgrain laminate where laminate is currently an option.
T 23" h storage		Overdesk units do not come with lock included. Keying instructions must accompany all orders, refer to page 188. Random locks are factory installed. Key-alike are field installed using the KnollKey order form.
0 15" d storage		Products on this page shipped knocked-down.
DH desk height, 75" height overall		Tasklights not included.
L Finish type, laminate		Tackboard included, fabric orientation applied railroaded.
BF Cord escape, back feed		Wire manager included and mounts adjacent to tackboard. Specify color.
118 Finish, Bright White		Include grommet (black only) in back panel for tasklight cord. If used in open plan areas, specify "no grommet"
() Fabric selection		Overdesk unit will achieve 75" nominal height - actual height 75.125", when used with correct thickness of top.
		Clearance below overhead storage to top of worksurface is approximately 23 1/8" h.
		Applicable finishes are listed on page 86.
		Odd numbered hinged door is always on left side, left hinged.

dimensions noted nominal

Reff Overhead storage
overdesk units, desk height planning model
use with 1 1/4" worksurfaces and 28 3/8" h support

description	d	w	h	doors	pattern no.	lam.	V1	V2	V3
For 1 1/4" worksurfaces	20"	30"	45 1/2"	1	QROAF30S1DH () () () ()	\$1,933.	\$2,686.	\$3,088.	\$4,169.
Flip doors, 20" deep	20"	36"	45 1/2"	1	QROAF36S1DH () () () ()	2,217.	3,082.	3,543.	4,783.
	20"	42"	45 1/2"	1	QROAF42S1DH () () () ()	2,502.	3,477.	4,000.	5,399.
	20"	48"	45 1/2"	1	QROAF48S1DH () () () ()	2,787.	3,872.	4,454.	6,014.
	20"	54"	45 1/2"	2	QROAF54S1DH () () () ()	3,072.	4,270.	4,911.	6,631.
	20"	66"	45 1/2"	2	QROAF66S1DH () () () ()	3,640.	5,396.	6,205.	8,377.
	20"	78"	45 1/2"	2	QROAF78S1DH () () () ()	4,720.	6,160.	7,085.	9,564.
	20"	90"	45 1/2"	2	QROAF90S1DH () () () ()	4,843.	6,339.	7,288.	9,840.

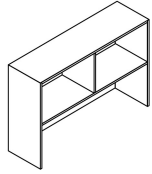


Order Code	Specification Information	Application Notes
Example: QROAO30T0DHLBF118()	<i>To order please specify pattern number including:</i>	Products on this page are engineered to align with 75" h cabinets. Be sure storage dimension options and drilling options correspond accordingly. For storage options below the worksurface, specify 28 3/8" h products. ; do not mix products from 26 1/2" h (standard height) planning model with 28 3/8" h (desk height) planning model in any one configuration.
QR Reff Standard Special	6. <i>Tasklight cord escape</i> BF = back feed FF = front feed	
O Overhead	7. <i>Finish</i>	Overdesk unit will achieve 75" nominal height - actual height 75.125", when used with correct thickness of top.
A For mounting on 1 1/4" thick top	8. <i>Optional pull finish, where applicable</i>	
O Open	9. <i>Fabric for tackboard</i>	Clearance below overhead storage to top of worksurface is approximately 23 1/8" h.
30 30" wide	Product on this page excluding J-pull option will accept woodgrain laminate where laminate is currently an option.	
T 23" h storage	Overdesk units do not come with lock included. Keying instructions must accompany all orders, refer to page 188. Random locks are factory installed. Key-alike are field installed using the KnollKey order form.	Applicable finishes are listed on page 86.
0 15" d storage		
DH desk height, 75" height overall		Odd numbered hinged door is always on left side, left hinged.
L Finish type, laminate		
BF Cord escape, back feed		
118 Finish, Bright White		
() Fabric selection		
	1. <i>Configuration option (embedded in pattern number)</i> O = Open H = Hinged doors F = Flip doors	
	2. <i>Storage option (embedded in pattern number)</i> S0 = 19" h x 15" d S1 = 19" h x 20" d T0 = 23" h x 15" d T1 = 23" h x 20" d	
	3. <i>Finish type</i> L = laminate 1 = V1 2 = V2 3 = V3	
	4. <i>Pull option</i> (Optional hinged door configurations only) D = metal D-pull (finish optional) J = routed J-pull (finish matches case) C = nickel finish C-pull (nickel finish only) S = S-pull (stainless steel finish only)	
	5. <i>Lock option</i> (Optional hinged door configurations only) L = drilled to accept lock N = no drilling	
		Products on this page shipped knocked-down.
		Tasklights not included.
		Tackboard included, fabric orientation applied railroaded.
		Wire manager included and mounts adjacent to tackboard. Specify color.
		Include grommet (black only) in back panel for tasklight cord. If used in open plan areas, specify "no grommet"

dimensions noted nominal

Reff Overhead storage
overdesk units, desk height planning model
use with 1³/₄" worksurfaces and 28³/₈"h support

description	d	w	h	doors	pattern no.	L	V1	V2	V3
For 1 ³ / ₄ " worksurfaces	14"	30"	45"		QROBO30T0DH () () ()	\$1,717.	\$2,216.	\$2,549.	\$3,440.
Open, 14" deep	14"	36"	45"		QROBO36T0DH () () ()	1,854.	2,391.	2,750.	3,712.
	14"	42"	45"		QROBO42T0DH () () ()	1,992.	2,566.	2,951.	3,983.
	14"	48"	45"		QROBO48T0DH () () ()	2,129.	2,741.	3,151.	4,256.
	14"	54"	45"		QROBO54T0DH () () ()	2,266.	2,916.	3,355.	4,527.
	14"	66"	45"		QROBO66T0DH () () ()	2,872.	3,707.	4,265.	5,757.
	14"	78"	45"		QROBO78T0DH () () ()	3,149.	4,059.	4,668.	6,302.
	14"	84"	45"		QROBO84T0DH () () ()	3,286.	4,233.	4,869.	6,573.



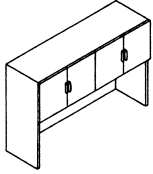
center divider on 42" and wider.

Order Code	Specification Information	Application Notes
Example: QROBO30T0DHLBF118()	<i>To order please specify pattern number including:</i>	<p>Products on this page are engineered to align with 75" h cabinets. Be sure storage dimension options and drilling options correspond accordingly. For storage options below the worksurface, specify 28³/₈" h products; do not mix products from 26¹/₂" h (standard height) planning model with 28³/₈" h (desk height) planning model in any one configuration.</p> <p>Overdesk unit will achieve 75" nominal height - actual height 75.125", when used with correct thickness of top.</p> <p>Clearance below overhead storage to top of worksurface is approximately 22³/₈" h.</p> <p>Applicable finishes are listed on page 86.</p> <p>Odd numbered hinged door is always on left side, left hinged.</p>
QR Reff Standard Special		
O Overhead	1. <i>Configuration option (embedded in pattern number)</i> O = Open H = Hinged doors F = Flip doors	
B For mounting on 1 ³ / ₄ " thick top	2. <i>Storage option (embedded in pattern number)</i> S0 = 19" h x 15" d S1 = 19" h x 20" d T0 = 23" h x 15" d T1 = 23" h x 20" d	
O Open	3. <i>Finish type</i> L = laminate 1 = V1 2 = V2 3 = V3	
30 30" wide	4. <i>Pull option</i> (Optional hinged door configurations only) D = metal D-pull (finish optional) J = routed J-pull (finish matches case) C = nickel finish C-pull (nickel finish only) S = S-pull (stainless steel finish only)	
T 23" h storage	5. <i>Lock option</i> (Optional hinged door configurations only) L = drilled to accept lock N = no drilling	
0 15" d storage	6. <i>Tasklight cord escape</i> BF = back feed FF = front feed	
DH desk height, 75" height overall	7. <i>Finish</i>	
L Finish type, laminate	8. <i>Optional pull finish, where applicable</i>	
BF Cord escape, back feed	9. <i>Fabric for tackboard</i>	
118 Finish, Bright White	Overdesk units do not come with lock included. Keying instructions must accompany all orders, refer to page 188. Random locks are factory installed. Key-alike are field installed using the KnollKey order form.	
() Fabric selection	Products on this page shipped knocked-down. Tasklights not included. Tackboard included, fabric orientation applied railroaded. Wire manager included and mounts adjacent to tackboard. Specify color. Include grommet (black only) in back panel for tasklight cord. If used in open plan areas, specify "no grommet"	

dimensions noted nominal

Reff Overhead storage
overdesk units, desk height planning model
use with 1³/₄" worksurfaces and 28³/₈"h support

description	d	w	h	doors	pattern no.	L	V1	V2	V3
For 1 ³ / ₄ " worksurfaces	15"	30"	45"	2	QROBH30T0DH () () () () ()	\$2,782.	\$3,549.	\$4,081.	\$5,509.
Hinged doors, 15" deep	15"	36"	45"	2	QROBH36T0DH () () () () ()	2,944.	3,758.	4,322.	5,833.
	15"	42"	45"	3	QROBH42T0DH () () () () ()	3,107.	3,968.	4,562.	6,160.
	15"	48"	45"	3	QROBH48T0DH () () () () ()	3,268.	4,177.	4,803.	6,483.
	15"	54"	45"	3	QROBH54T0DH () () () () ()	3,430.	4,388.	5,045.	6,810.
	15"	66"	45"	4	QROBH66T0DH () () () () ()	4,346.	5,551.	6,385.	8,618.
	15"	78"	45"	4	QROBH78T0DH () () () () ()	4,670.	5,972.	6,867.	9,271.
	15"	84"	45"	4	QROBH84T0DH () () () () ()	4,829.	6,182.	7,109.	9,597.

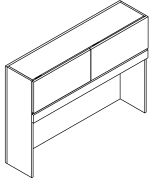


Order Code	Specification Information	Application Notes
Example: QROB030T0DHLBF118()	<i>To order please specify pattern number including:</i>	<p>Products on this page are engineered to align with 75" h cabinets. Be sure storage dimension options and drilling options correspond accordingly. For storage options below the worksurface, specify 28³/₈" h products; do not mix products from 26¹/₂" h (standard height) planning model with 28³/₈" h (desk height) planning model in any one configuration.</p> <p>Overdesk unit will achieve 75" nominal height - actual height 75.125", when used with correct thickness of top.</p> <p>Clearance below overhead storage to top of worksurface is approximately 22³/₈" h.</p> <p>Applicable finishes are listed on page 86.</p> <p>Odd numbered hinged door is always on left side, left hinged.</p>
QR Reff Standard Special		
O Overhead	1. <i>Configuration option (embedded in pattern number)</i> O = Open	
B For mounting on 1 ³ / ₄ " thick top	H = Hinged doors F = Flip doors	
O Open	2. <i>Storage option (embedded in pattern number)</i> S0 = 19" h x 15" d S1 = 19" h x 20" d T0 = 23" h x 15" d T1 = 23" h x 20" d	
30 30" wide	3. <i>Finish type</i> L = laminate	
T 23" h storage	I = V1 2 = V2 3 = V3	
0 15" d storage	4. <i>Pull option</i> (Optional hinged door configurations only) D = metal D-pull (finish optional) J = routed J-pull (finish matches case) C = nickel finish C-pull (nickel finish only) S = S-pull (stainless steel finish only)	
DH desk height, 75" height overall	5. <i>Lock option</i> (Optional hinged door configurations only) L = drilled to accept lock N = no drilling	
L Finish type, laminate	6. <i>Tasklight cord escape</i> BF = back feed FF = front feed	
BF Cord escape, back feed	7. <i>Finish</i>	
118 Finish, Bright White	8. <i>Optional pull finish, where applicable</i>	
() Fabric selection	9. <i>Fabric for tackboard</i>	
	Overdesk units do not come with lock included. Keying instructions must accompany all orders, refer to page 188. Random locks are factory installed. Key-alike are field installed using the KnollKey order form.	
	Products on this page shipped knocked-down.	
	Tasklights not included.	
	Tackboard included, fabric orientation applied railroaded.	
	Wire manager included and mounts adjacent to tackboard. Specify color.	
	Include grommet (black only) in back panel for tasklight cord. If used in open plan areas, specify "no grommet"	

dimensions noted nominal

Reff Overhead storage
overdesk units, desk height planning model
use with 1³/₄" worksurfaces and 28³/₈"h support

description	d	w	h	doors	pattern no.	L	V1	V2	V3
For 1 ³ / ₄ " worksurfaces	15"	30"	45"	1	QROBF30S0DH () () () ()	\$1,830.	\$2,548.	\$2,928.	\$3,954.
Flip doors, 15" deep	15"	36"	45"	1	QROBF36S0DH () () () ()	2,105.	2,929.	3,369.	4,550.
	15"	42"	45"	1	QROBF42S0DH () () () ()	2,381.	3,314.	3,811.	5,146.
	15"	48"	45"	1	QROBF48S0DH () () () ()	2,659.	3,697.	4,252.	5,740.
	15"	54"	45"	2	QROBF54S0DH () () () ()	2,935.	4,080.	4,691.	6,336.
	15"	66"	45"	2	QROBF66S0DH () () () ()	3,486.	5,168.	5,943.	8,025.
	15"	78"	45"	2	QROBF78S0DH () () () ()	4,515.	5,887.	6,770.	9,139.
	15"	90"	45"	2	QROBF90S0DH () () () ()	4,627.	6,056.	6,966.	9,402.

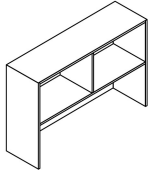


Order Code	Specification Information	Application Notes
Example: QROB030T0DHLBF118()	<i>To order please specify pattern number including:</i>	
QR Reff Standard Special		
O Overhead	1. <i>Configuration option (embedded in pattern number)</i> O = Open	Products on this page are engineered to align with 75" h cabinets. Be sure storage dimension options and drilling options correspond accordingly. For storage options below the worksurface, specify 28 ³ / ₈ " h products; do not mix products from 26¹/₂" h (standard height) planning model with 28³/₈" h (desk height) planning model in any one configuration.
B For mounting on 1 ³ / ₄ " thick top	H = Hinged doors F = Flip doors	
O Open	2. <i>Storage option (embedded in pattern number)</i> S0 = 19" h x 15" d S1 = 19" h x 20" d T0 = 23" h x 15" d T1 = 23" h x 20" d	
30 30" wide	3. <i>Finish type</i> L = laminate	
T 23" h storage	4. <i>Pull option</i> (Optional hinged door configurations only) D = metal D-pull (finish optional) J = routed J-pull (finish matches case) C = nickel finish C-pull (nickel finish only) S = S-pull (stainless steel finish only)	
0 15" d storage	5. <i>Lock option</i> (Optional hinged door configurations only) L = drilled to accept lock N = no drilling	
DH desk height, 75" height overall		
L Finish type, laminate		
BF Cord escape, back feed		
118 Finish, Bright White		
() Fabric selection		6. <i>Tasklight cord escape</i> BF = back feed FF = front feed
		7. <i>Finish</i>
		8. <i>Optional pull finish, where applicable</i>
		9. <i>Fabric for tackboard</i>
		Overdesk units do not come with lock included. Keying instructions must accompany all orders, refer to page 188. Random locks are factory installed. Key-alike are field installed using the KnollKey order form.
		Products on this page shipped knocked-down.
		Tasklights not included.
		Tackboard included, fabric orientation applied railroaded.
		Wire manager included and mounts adjacent to tackboard. Specify color.
		Include grommet (black only) in back panel for tasklight cord. If used in open plan areas, specify "no grommet"
		Overdesk unit will achieve 75" nominal height - actual height 75.125", when used with correct thickness of top.
		Clearance below overhead storage to top of worksurface is approximately 22 ³ / ₈ " h.
		Applicable finishes are listed on page 86.
		Odd numbered hinged door is always on left side, left hinged.

dimensions noted nominal

Reff Overhead storage
overdesk units, desk height planning model
use with 1³/₄" worksurfaces and 28³/₈"h support

description	d	w	h	doors	pattern no.	L	V1	V2	V3
For 1 ³ / ₄ " worksurfaces	19"	30"	45"		QROBO30T1DH () () ()	\$2,105.	\$2,674.	\$3,076.	\$4,151.
Open, 19" deep	19"	36"	45"		QROBO36T1DH () () ()	2,181.	2,778.	3,196.	4,314.
	19"	42"	45"		QROBO42T1DH () () ()	2,257.	2,883.	3,316.	4,476.
	19"	48"	45"		QROBO48T1DH () () ()	2,331.	2,988.	3,436.	4,637.
	19"	54"	45"		QROBO54T1DH () () ()	2,406.	3,091.	3,554.	4,800.
	19"	66"	45"		QROBO66T1DH () () ()	3,063.	3,924.	4,512.	6,093.
	19"	78"	45"		QROBO78T1DH () () ()	3,215.	4,134.	4,752.	6,418.
	19"	84"	45"		QROBO84T1DH () () ()	3,290.	4,239.	4,875.	6,581.



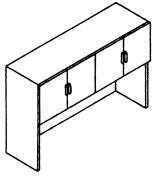
center divider on 42" and wider.

Order Code	Specification Information	Application Notes
Example: QROBO30T0DHLBF118()	<i>To order please specify pattern number including:</i>	<p>Products on this page are engineered to align with 75" h cabinets. Be sure storage dimension options and drilling options correspond accordingly. For storage options below the work surface, specify 28³/₈" h products; do not mix products from 26¹/₂" h (standard height) planning model with 28³/₈" h (desk height) planning model in any one configuration.</p> <p>Overdesk unit will achieve 75" nominal height - actual height 75.125", when used with correct thickness of top.</p> <p>Clearance below overhead storage to top of work surface is approximately 22³/₈" h.</p> <p>Applicable finishes are listed on page 86.</p> <p>Odd numbered hinged door is always on left side, left hinged.</p>
QR Reff Standard Special		
O Overhead	1. <i>Configuration option (embedded in pattern number)</i> O = Open	
B For mounting on 1 ³ / ₄ " thick top	H = Hinged doors F = Flip doors	
O Open	2. <i>Storage option (embedded in pattern number)</i> S0 = 19" h x 15" d S1 = 19" h x 20" d T0 = 23" h x 15" d T1 = 23" h x 20" d	
30 30" wide	3. <i>Finish type</i> L = laminate	
T 23" h storage	1 = V1 2 = V2 3 = V3	
0 15" d storage	4. <i>Pull option</i> (Optional hinged door configurations only) D = metal D-pull (finish optional) J = routed J-pull (finish matches case) C = nickel finish C-pull (nickel finish only) S = S-pull (stainless steel finish only)	
DH desk height, 75" height overall	5. <i>Lock option</i> (Optional hinged door configurations only) L = drilled to accept lock N = no drilling	
L Finish type, laminate	6. <i>Tasklight cord escape</i> BF = back feed FF = front feed	
BF Cord escape, back feed	7. <i>Finish</i>	
118 Finish, Bright White	8. <i>Optional pull finish, where applicable</i>	
() Fabric selection	9. <i>Fabric for tackboard</i>	
	Overdesk units do not come with lock included. Keying instructions must accompany all orders, refer to page 188. Random locks are factory installed. Key-alike are field installed using the KnollKey order form.	
	Products on this page shipped knocked-down.	
	Tasklights not included.	
	Tackboard included, fabric orientation applied railroaded.	
	Wire manager included and mounts adjacent to tackboard. Specify color.	
	Include grommet (black only) in back panel for tasklight cord. If used in open plan areas, specify "no grommet"	

dimensions noted nominal

Reff Overhead storage
overdesk units, desk height planning model
use with 1³/₄" worksurfaces and 28³/₈"h support

description	d	w	h	doors	pattern no.	L	V1	V2	V3
For 1 ³ / ₄ " worksurfaces	20"	30"	45"	2	QROBH30T1DH () () () () ()	\$2,933.	\$3,728.	\$4,287.	\$5,786.
Hinged doors, 20" deep	20"	36"	45"	2	QROBH36T1DH () () () () ()	3,108.	3,954.	4,549.	6,139.
	20"	42"	45"	3	QROBH42T1DH () () () () ()	3,282.	4,181.	4,807.	6,492.
	20"	48"	45"	3	QROBH48T1DH () () () () ()	3,456.	4,409.	5,070.	6,844.
	20"	54"	45"	3	QROBH54T1DH () () () () ()	3,630.	4,635.	5,331.	7,197.
	20"	66"	45"	4	QROBH66T1DH () () () () ()	4,588.	5,861.	6,740.	9,098.
	20"	78"	45"	4	QROBH78T1DH () () () () ()	4,936.	6,314.	7,263.	9,804.
	20"	84"	45"	6	QROBH84T1DH () () () () ()	5,111.	6,539.	7,522.	10,155.

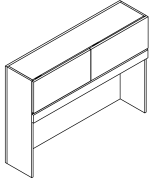


Order Code	Specification Information	Application Notes
Example: QROB030T0DHLBF118()	<i>To order please specify pattern number including:</i>	
QR Reff Standard Special	1. <i>Configuration option (embedded in pattern number)</i> O = Open H = Hinged doors F = Flip doors	Products on this page are engineered to align with 75" h cabinets. Be sure storage dimension options and drilling options correspond accordingly. For storage options below the worksurface, specify 28 ³ / ₈ " h products; do not mix products from 26¹/₂" h (standard height) planning model with 28³/₈" h (desk height) planning model in any one configuration.
O Overhead	2. <i>Storage option (embedded in pattern number)</i> S0 = 19" h x 15" d S1 = 19" h x 20" d T0 = 23" h x 15" d T1 = 23" h x 20" d	
B For mounting on 1 ³ / ₄ " thick top	3. <i>Finish type</i> L = laminate 1 = V1 2 = V2 3 = V3	Overdesk unit will achieve 75" nominal height - actual height 75.125", when used with correct thickness of top.
O Open	4. <i>Pull option</i> (Optional hinged door configurations only) D = metal D-pull (finish optional) J = routed J-pull (finish matches case) C = nickel finish C-pull (nickel finish only) S = S-pull (stainless steel finish only)	Clearance below overhead storage to top of worksurface is approximately 22 ³ / ₈ " h.
30 30" wide	5. <i>Lock option</i> (Optional hinged door configurations only) L = drilled to accept lock N = no drilling	Applicable finishes are listed on page 86.
T 23" h storage		Odd numbered hinged door is always on left side, left hinged.
0 15" d storage		
DH desk height, 75" height overall		
L Finish type, laminate		
BF Cord escape, back feed		
118 Finish, Bright White		
() Fabric selection		
	6. <i>Tasklight cord escape</i> BF = back feed FF = front feed	
	7. <i>Finish</i>	
	8. <i>Optional pull finish, where applicable</i>	
	9. <i>Fabric for tackboard</i>	
	Overdesk units do not come with lock included. Keying instructions must accompany all orders, refer to page 188. Random locks are factory installed. Key-alike are field installed using the KnollKey order form.	
	Products on this page shipped knocked-down.	
	Tasklights not included.	
	Tackboard included, fabric orientation applied railroaded.	
	Wire manager included and mounts adjacent to tackboard. Specify color.	
	Include grommet (black only) in back panel for tasklight cord. If used in open plan areas, specify "no grommet"	

dimensions noted nominal

Reff Overhead storage
overdesk units, desk height planning model
use with 1³/₄" worksurfaces and 28³/₈"h support

description	d	w	h	doors	pattern no.	L	V1	V2	V3
For 1 ³ / ₄ " worksurfaces	20"	30"	45"	1	QROBF30S1DH () () () ()	\$1,957.	\$2,717.	\$3,123.	\$4,218.
Flip doors, 20" deep	20"	36"	45"	1	QROBF36S1DH () () () ()	2,244.	3,115.	3,583.	4,838.
	20"	42"	45"	1	QROBF42S1DH () () () ()	2,533.	3,516.	4,042.	5,456.
	20"	48"	45"	1	QROBF48S1DH () () () ()	2,822.	3,914.	4,502.	6,077.
	20"	54"	45"	2	QROBF54S1DH () () () ()	3,110.	4,313.	4,960.	6,695.
	20"	66"	45"	2	QROBF66S1DH () () () ()	3,683.	5,456.	6,274.	8,472.
	20"	78"	45"	2	QROBF78S1DH () () () ()	4,779.	6,235.	7,170.	9,679.
	20"	90"	45"	2	QROBF90S1DH () () () ()	4,901.	6,410.	7,371.	9,950.



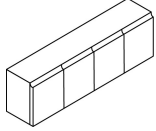
Order Code	Specification Information	Application Notes
Example: QROB030T0DHLBF118 ()	<i>To order please specify pattern number including:</i>	<p>Products on this page are engineered to align with 75" h cabinets. Be sure storage dimension options and drilling options correspond accordingly. For storage options below the worksurface, specify 28³/₈" h products; do not mix products from 26¹/₂" h (standard height) planning model with 28³/₈" h (desk height) planning model in any one configuration.</p> <p>Overdesk unit will achieve 75" nominal height - actual height 75.125", when used with correct thickness of top.</p> <p>Clearance below overhead storage to top of worksurface is approximately 22³/₈" h.</p> <p>Applicable finishes are listed on page 86.</p> <p>Odd numbered hinged door is always on left side, left hinged.</p>
QR Reff Standard Special	1. <i>Configuration option (embedded in pattern number)</i> O = Open H = Hinged doors F = Flip doors	
O Overhead	2. <i>Storage option (embedded in pattern number)</i> S0 = 19" h x 15" d S1 = 19" h x 20" d T0 = 23" h x 15" d T1 = 23" h x 20" d	
B For mounting on 1 ³ / ₄ " thick top	3. <i>Finish type</i> L = laminate 1 = V1 2 = V2 3 = V3	
O Open	4. <i>Pull option</i> (Optional hinged door configurations only) D = metal D-pull (finish optional) J = routed J-pull (finish matches case) C = nickel finish C-pull (nickel finish only) S = S-pull (stainless steel finish only)	
30 30" wide	5. <i>Lock option</i> (Optional hinged door configurations only) L = drilled to accept lock N = no drilling	
T 23" h storage	6. <i>Tasklight cord escape</i> BF = back feed FF = front feed	
0 15" d storage	7. <i>Finish</i>	
DH desk height, 75" height overall	8. <i>Optional pull finish, where applicable</i>	
L Finish type, laminate	9. <i>Fabric for tackboard</i>	
BF Cord escape, back feed	Overdesk units do not come with lock included. Keying instructions must accompany all orders, refer to page 188. Random locks are factory installed. Key-alike are field installed using the KnollKey order form.	
118 Finish, Bright White	Products on this page shipped knocked-down.	
() Fabric selection	Tasklights not included.	
	Tackboard included, fabric orientation applied railroaded.	
	Wire manager included and mounts adjacent to tackboard. Specify color.	
	Include grommet (black only) in back panel for tasklight cord. If used in open plan areas, specify "no grommet"	

dimensions noted nominal

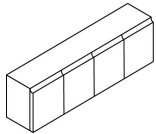
Reff Overhead storage panel hung and wall hung cabinets

Standard Specials Systems

description	h	w	d	locks req'd	doors	pattern no.	L	V1	V2	V3
Panel hung overhead cabinet (hinged door, no back)	19"	24"	14"	1	2	QROPH24S0 () () () ()	\$1,786.	\$1,880.	\$2,162.	\$2,917.
		42"	14"	2	3	QROPH42S0 () () () ()	2,347.	2,470.	2,841.	3,837.
		48"	14"	2	3	QROPH48S0 () () () ()	2,500.	2,632.	3,027.	4,085.
		54"	14"	2	3	QROPH54S0 () () () ()	2,544.	2,683.	3,086.	4,166.
		84"	14"	3	5	QROPH84S0 () () () ()	3,434.	3,618.	4,160.	5,616.



description	h	w	d	locks req'd	doors	pattern no.	L	V1	V2	V3
Wall hung overhead cabinet (hinged door, with back)	19"	24"	15"	1	2	QROMH24S0 () () () ()	3,261.	3,436.	3,951.	5,334.
		42"	15"	2	3	QROMH42S0 () () () ()	3,753.	3,948.	4,540.	6,130.
		48"	15"	2	3	QROMH48S0 () () () ()	3,879.	4,083.	4,696.	6,340.
		54"	15"	2	3	QROMH54S0 () () () ()	3,898.	4,108.	4,724.	6,378.
		66"	15"	2	4	QROMH66S0 () () () ()	4,125.	4,346.	5,000.	6,749.
		78"	15"	2	4	QROMH78S0 () () () ()	4,771.	5,028.	5,781.	7,805.
		84"	15"	3	6	QROMH84S0 () () () ()	5,312.	5,598.	6,438.	8,691.
		90"	15"	3	6	QROMH90S0 () () () ()	5,582.	5,884.	6,764.	9,134.
		96"	15"	3	6	QROMH96S0 () () () ()	5,853.	6,166.	7,092.	9,576.



Reff System

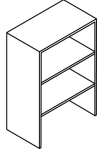
Order Code	Specification Information	Application Notes
Example: QROPH24S0DLL	<i>To order please specify pattern number including:</i>	
QR Reff Standard Special	1. Configuration option (<i>embedded in pattern no.</i>)	Panel-hung cabinets are shipped knocked-down. Wall-hung overhead cabinets are shipped assembled.
O Overhead	<i>H = Hinged door</i>	Open cabinets require no locks.
P Panel hung	<i>O = Open</i>	Tasklights are not included.
H Hinge door	<i>F = Flip door</i>	D-Pulls are not available for flip door units.
24 24" wide	2. Storage option (<i>embedded in pattern no.</i>)	Hardware included for overhead cabinets.
S Standard height, 19"h	<i>S0 = 19"h x 14"d open/15"d hinged door</i>	The manufacturer does not take responsibility for the installation or the security of cabinets to the wall.
0 15" deep	<i>T0 = 23"h x 14"d open/15"d hinged door</i>	*Keying instructions must accompany all cabinet orders.
D D-pull	3. Finish type	Panel-hung overheads come with no backs.
L Lock hole drilled	4. Pull option <i>applicable hinged doors only</i>	Random keys are factory installed.
L Laminate finish	5. Lock option	Order overheads with a KnollKey order form.
	6. Finish, case	
	7. Finish, pull when applicable	
	8. Keying instructions	
	*After specifying product code, provide keying instructions.	
	Dimensions are nominal.	
	Product not available where prices do not appear.	
	3. <i>Finish type options:</i>	
	L = Laminate	
	1 = V1 techwood	
	2 = V2 conventional veneer	
	3 = V3 exotic veneer	
	4. <i>Pull Options:</i>	
	D = Metal D-pull for hinged door only	
	J = Routed pull	
	C = Nickel finish C-pull for hinged door only (nickel finish only)	
	S = Stainless steel finish S-pull for hinged door only (stainless steel finish only)	
	5. <i>Lock options:</i>	
	L = Lock hole drilled	
	N = No lockdrilling	
	8. Refer to page 188 for keying instructions.	
	Product on this page excluding J-pull option will accept woodgrain laminate where laminate is currently an option.	
	Applicable finishes are listed on page 86.	
	Sliding rails order separately on page from Reff price list.	

Reff Overhead storage

Standard Specials Systems

open hutch wood interior

description	h	w	d	pattern no.	L	V1	V2	V3
Hutch for 1 1/4" top, 26 1/2" h component	44 1/4"	30"	14"	QROAO30BW () ()	\$2,095.	\$2,801.	\$3,221.	\$4,347.
	44 1/4"	36"	14"	QROAO36BW () ()	2,306.	3,085.	3,547.	4,788.

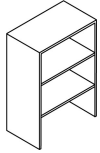


No baseboard
No bottom shelf
2 adjustable shelves

Hutch for 1 1/4" top, 28 3/8" h component	45 1/2"	30"	14"	QROAO30DHBW () ()	2,201.	2,941.	3,382.	4,564.
	45 1/2"	36"	14"	QROAO36DHBW () ()	2,421.	3,240.	3,725.	5,028.

No baseboard
No bottom shelf
2 adjustable shelves

Hutch for 1 3/4" top, 26 1/2" h component	43 3/4"	30"	14"	QROBO30BW () ()	2,095.	2,801.	3,221.	4,347.
	43 3/4"	36"	14"	QROBO36BW () ()	2,306.	3,085.	3,547.	4,788.



No baseboard
No bottom shelf
2 adjustable shelves

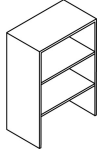
Hutch for 1 3/4" top, 28 3/8" h component	45"	30"	14"	QROBO30DHBW () ()	2,201.	2,941.	3,383.	4,564.
	45"	36"	14"	QROBO36DHBW () ()	2,421.	3,240.	3,725.	5,028.

No baseboard
No bottom shelf
2 adjustable shelves

Order Code	Specification Information	Application Notes
Example: QROAO30BW(2)(V316)	<i>To order please specify pattern number including:</i>	Product on this page will accept woodgrain laminate where laminate is currently an option.
QR Reff Standard Special	1. <i>Interior Option</i> W = wood (shelves match case finish or wood drawer interiors)	14" deep gable aligns with the gable depth of standard 15" deep overdesk.
O Overhead storage	2. <i>Finish type</i> L = laminate 1 = V1 2 = V2 3 = V3	Shelf adjustability is 2.5" up or down per shelf from equal drilled spacing.
A for 1 1/4" top	3. <i>Cabinet finish</i>	
O Open hutch		
30 30" w (nominal)		
B Bookcase		
W Interior option, wood		
2 Finish type, V2		
V316 Finish, light maple		

*open hutch
metal interior*

description	h	w	d	pattern no.	L	V1	V2	V3
Hutch for 1 1/4" top, 26 1/2" h component	44 1/4"	30"	14"	QROAO30BM () ()	\$1,917.	\$2,560.	\$2,944.	\$3,974.
	44 1/4"	36"	14"	QROAO36BM () ()	2,122.	2,840.	3,268.	4,410.

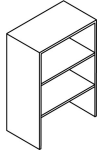


No baseboard
No bottom shelf
2 adjustable shelves

Hutch for 1 1/4" top, 28 3/8" h component	45 1/2"	30"	14"	QROAO30DHBM () ()	2,013.	2,688.	3,090.	4,173.
	45 1/2"	36"	14"	QROAO36DHBM () ()	2,228.	2,983.	3,430.	4,631.

No baseboard
No bottom shelf
2 adjustable shelves

Hutch for 1 3/4" top, 26 1/2" h component	43 3/4"	30"	14"	QROBO30BM () ()	1,917.	2,560.	2,944.	3,974.
	43 3/4"	36"	14"	QROBO36BM () ()	2,122.	2,840.	3,268.	4,410.



No baseboard
No bottom shelf
2 adjustable shelves

Hutch for 1 3/4" top, 28 3/8" h component	45"	30"	14"	QROBO30DHBM () ()	2,013.	2,688.	3,090.	4,173.
	45"	36"	14"	QROBO36DHBM () ()	2,228.	2,983.	3,430.	4,631.

No baseboard
No bottom shelf
2 adjustable shelves

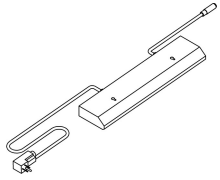
Order Code	Specification Information	Application Notes
Example: QROAO30BM(2)(V316)	<i>To order please specify pattern number including:</i>	Product on this page will accept woodgrain laminate where laminate is currently an option.
QR Reff Standard Special	1. <i>Interior Option</i> M = metal shelves *If laminate case, finish of metal shelves to match; if case V1 or V2 finish, shelves are black)	14" deep gable aligns with the gable depth of standard 15" deep overdesk.
O Overhead storage	2. <i>Finish type</i> L = laminate 1 = V1 2 = V2 3 = V3	Shelf adjustability is 2.5" up or down per shelf from equal drilled spacing.
A for 1 1/4" top	3. <i>Cabinet finish</i>	
O Open hutch		
30 30" w (nominal)		
B Bookcase		
M Interior option, metal		
2 Finish type, V2		
V316 Finish, light maple		

Reff Overhead storage

T5 Task Light for Reff

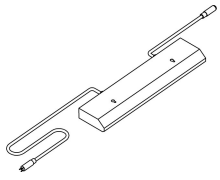
Daisy Chain

description	type	w	d	h	pattern no.	Standard	Advanced
Task Light, starter 9 ft. cord, fused male plug 1 ft. cord, female plug	Use with 24" and wider overhead	19"	4"	1 1/2"	RTL5E19()DCS()Q	\$453.	n/a
	Use with 30" and wider overhead	25"	4"	1 1/2"	RTL5E25()DCS()Q	460.	591.
	Use with 42" and wider overhead	37"	4"	1 1/2"	RTL5E37()DCS()Q	468.	614.
	Use with 60" and wider overhead	49"	4"	1 1/2"	RTL5E49()DCS()Q	474.	633.
	Use with 72" and wider overhead	61"	4"	1 1/2"	RTL5E61()DCS()Q	490.	650.
	Use with 84" and wider overhead	73"	4"	1 1/2"	RTL5E73()DCS()Q	521.	668.
	Use with 96" and wider overhead	85"	4"	1 1/2"	RTL5E85()DCS()Q	609.	688.



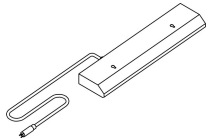
left hand shown

Task Light, adder 2 ft. cord, male plug 1 ft. cord, female plug	Use with 24" and wider overhead	19"	4"	1 1/2"	RTL5E19()DCA()Q	491.	n/a
	Use with 30" and wider overhead	25"	4"	1 1/2"	RTL5E25()DCA()Q	498.	630.
	Use with 42" and wider overhead	37"	4"	1 1/2"	RTL5E37()DCA()Q	504.	651.
	Use with 60" and wider overhead	49"	4"	1 1/2"	RTL5E49()DCA()Q	509.	669.
	Use with 72" and wider overhead	61"	4"	1 1/2"	RTL5E61()DCA()Q	528.	689.
	Use with 84" and wider overhead	73"	4"	1 1/2"	RTL5E73()DCA()Q	557.	705.
	Use with 96" and wider overhead	85"	4"	1 1/2"	RTL5E85()DCA()Q	646.	724.



left hand shown

Task Light, ender 2 ft. cord, male plug	Use with 24" and wider overhead	19"	4"	1 1/2"	RTL5E19()DCE()Q	361.	n/a
	Use with 30" and wider overhead	25"	4"	1 1/2"	RTL5E25()DCE()Q	367.	497.
	Use with 42" and wider overhead	37"	4"	1 1/2"	RTL5E37()DCE()Q	372.	522.
	Use with 60" and wider overhead	49"	4"	1 1/2"	RTL5E49()DCE()Q	378.	537.
	Use with 72" and wider overhead	61"	4"	1 1/2"	RTL5E61()DCE()Q	396.	557.
	Use with 84" and wider overhead	73"	4"	1 1/2"	RTL5E73()DCE()Q	424.	575.
	Use with 96" and wider overhead	85"	4"	1 1/2"	RTL5E85()DCE()Q	515.	592.



left hand shown

Order Code	Specification Information	Application Notes
Example: RTL5E19SDCSLQ RTL Task Light T5 T5 lamp E Electronic ballast 19 Width S Standard DC Daisy chain S Starter L Left handed Q Special	Specify: Width - Task Lights mount in cabinets and shelves at least 5" wider than light width. 1. Type: (S) Standard (A) Advanced 2. Handedness L= Left handed (male plug on user's left side) R=Right handed (male plug on user's right side) All housings are black.	Task lights mount into the recess in the underside of overhead cabinets and shelves at least 5" wider than task light width. Task lights include T5 cool white (4100K) fluorescent lamp, electronic ballast, prismatic lens, rocker switch, one cord exit management clip and mounting hardware. Cord management clips must be ordered separately. Task lights are TCLP compliant and meet requirements of California Title 24. Advanced task lights are fitted with ballast and lamp compliant with LEED requirements.

Task lights fit to overhead cabinets without the use of filler panels.

Standard mount with slide bars. All lights also feature two screw-mounting keyholes.

Maximum total in a chain = (1) starter + (3) adders + (1) ender.

description	w	h	pattern no.	list
Panel hung tackboard Note: Fabric railroaded	24"	24"	QRPHTB2424 ()	\$368.
	36"	24"	QRPHTB3624 ()	451.
	48"	24"	QRPHTB4824 ()	551.
	54"	24"	QRPHTB5424 ()	601.
	60"	24"	QRPHTB6024 ()	649.
	72"	24"	QRPHTB7224 ()	749.
available in all standard grades of fabric				
Wall hung tackboard Note: Fabric railroaded Velcro supplied	24"	24"	QRWHTB2424 ()	408.
	54"	24"	QRWHTB5424 ()	589.
	60"	24"	QRWHTB6024 ()	640.
	72"	24"	QRWHTB7224 ()	739.
available in all standard grades of fabric				

Order Code

Specification Information

Application Notes

To order please specify:

1. Pattern number
2. Fabric (Tackboards)

Wood Finishes

V1 Techwood

Natural Edge	Synthetic Edge	Finish
Y316	S316	Maple
Y319	S319	Cherry
Y323	S323	Medium Walnut
Y326	S326	Dark Mahogany
Y329	S329	Medium Oak
Y342	S342	Medium Teak
Y344	S344	Espresso
Y811	S811	Natural
Y821	S821	Blond Maple
Y831	S831	Light Cherry
Y851	S851	Black Oak
Y881	S881	Light Walnut
Y882	S882	Dove Grey

V2 Natural Veneers / Premium Techwood

Natural Edge	Synthetic Edge	Finish
V312	R312	Bronze Cherry
V316	R316	Maple
V319	R319	Medium Cherry
V411	R411	Light Walnut
V412	R412	Natural Cherry
V413	R413	Sand Oak (Open pore)
V414	R414	Natural Oak
V415	R415	Peacock Green Walnut
V417	R417	Old English Walnut
V421	R421	Chalk Oak
V423	R423	Light Oak
V433	R433	Light Fawn Cherry
V436	R436	Medium Brown Cherry
V439	R439	Straight Anigre

V2 Natural Veneers / Premium Techwood (cont.)

Natural Edge	Synthetic Edge	Finish
V440	R440	Natural Hemlock (QC)
Y841	S841	Ebony (Open pore)
Y861	S861	Grigio (Open pore)

V3 Premium Veneer

Natural Edge	Synthetic Edge	Finish
V512	R512	Figured Anigre
V514	R514	Makore
V515	R515	Figured Sycamore
V517	R517	Natural Sapele
V518	R518	Natural Chestnut

(all above are quarter cut)

Laminates

Laminate

111	Jet Black
114	Folkstone Grey
115	Medium Grey
117	Soft Grey
118	Bright White
119	Pumice
121	Micro Grey with 114 Folkstone grey edge band
122	Brushed Sand with 119 Pumice edge band
123	Brushed Grey with 128 Fog edge band
128	Fog
129	Micro Sand with 119 Pumice edge band

Wood Grain Laminates

124	Medium Chery *
125	Natural Maple *
126	Natural Cherry *
127	Walnut *

*Woodgrain Laminate. Not available on all components.

Note:

Matching edge band unless noted otherwise.

Mixed Finishes: (where applicable for work surfaces only)

Use 2 digit prefix to indicate surface finish

Laminate Surfaces

11	Jet Black
14	Folkstone Grey
15	Medium Grey
17	Soft Grey
18	Bright White
19	Pumice
21	Micro Grey
22	Brushed Sand
23	Brushed Grey
28	Fog
29	Micro Sand

Use 2 digit suffix to indicate wood edge finishes

V1 Edges

Y3	Y323
Y9	Y319
16	Y316
26	Y326
29	Y329
44	Y344
62	Y342
81	Y811
82	Y821
83	Y831
85	Y851

V2 Edges

12	V312
16	V316
39	V439
40	V440
43	V433
45	V415
46	V436
47	V417
61	V411
71	V421
73	V423
84	Y841
86	Y861

V3 Edges

52	V512
54	V514
55	V515
57	V517
58	V518

Note:

To order mixed finishes, enter four digit finish code as follows:

For example:

For a Micro Grey laminate surface with Bronzed Cherry edge. enter finish code: 2112

For a Jet Black laminate surface with Light Maple edge, enter finish code: 1116

Conference room top

1 1/4" Thick - No grommet, no drilling

description	w	d	dia.	pattern no.	L	M	V1	V2	V3
Square top - tapered 4 sides	30"	30"		QAW1T43030 () ()	\$847.	\$1,160.	\$1,218.	\$1,401.	\$1,889.
	36"	36"		QAW1T43636 () ()	931.	1,275.	1,339.	1,541.	2,079.
	42"	42"		QAW1T44242 () ()	1,071.	1,468.	1,542.	1,773.	2,393.
	48"	48"		QAW1T44848 () ()	1,233.	1,690.	1,775.	2,041.	2,754.
Rectangular top - tapered 4 sides	48"	30"		QAW1T44830 () ()	1,112.	1,524.	1,601.	1,840.	2,484.
	60"	30"		QAW1T46030 () ()	1,220.	1,672.	1,755.	2,019.	2,725.
	72"	30"		QAW1T47230 () ()	1,326.	1,817.	1,909.	2,195.	2,963.
	72"	36"		QAW1T47236 () ()	1,380.	1,889.	1,983.	2,281.	3,079.
Round top - tapered edge			24"	QAW1TR24 () ()	1,074.	1,472.	1,546.	1,778.	2,400.
			30"	QAW1TR30 () ()	1,110.	1,521.	1,597.	1,836.	2,477.
			36"	QAW1TR36 () ()	1,144.	1,568.	1,647.	1,893.	2,556.
			42"	QAW1TR42 () ()	1,241.	1,699.	1,785.	2,051.	2,771.
			48"	QAW1TR48 () ()	1,413.	1,937.	2,034.	2,338.	3,156.

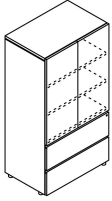
Order Code	Specification Information	Application Notes
Example: QAW1T43030-V-V316	<i>To order please specify pattern number including:</i>	
QA AutoStrada	1. Width	
W Worksurface	2. Depth	
1 Generation 1	3. Surface type	
T4 Tapered edge 4 sides	<i>L = Laminate</i>	
30 30" wide	<i>M = Mixed, Laminate surface/V1, V2 or V3 edge</i>	
30 30" deep	<i>V = V1, V2 or V3</i>	
V Surface type, veneer	4. Finish, Surface	
V316 Maple	Laminate, Mixed, V1, V2 or V3 finish	
	5. Finish, Edge	
	<i>Must be same as surface finish unless M surface type specified, then must be V1, V2 or V3 finish</i>	
	Product on this page will accept wood grain laminate where laminate is currently an option.	
	Grommets are not optional for tables.	
	Stiffener included with rectangular tables 60"w and over.	
		Note: Metal inserts are required in order to create freestanding tables. Table legs must be positioned in accordance with BIFMA guidelines.

AutoStrada Cabinets

Freestanding cabinets for private office

Standard Specials Systems

description	h	w	d	pattern no.	L	V1	V2	V3
File drawers (2) with hinged doors and wood shelves above	70"	30"	24"	QACG722WE () () ()	\$4,465.	\$6,019.	\$7,134.	\$9,629.
	70"	36"	24"	QACG723WE () () ()	4,590.	6,187.	7,332.	9,897.
	84"	30"	24"	QACG822WE () () ()	5,246.	7,067.	8,373.	11,304.
	84"	36"	24"	QACG823WE () () ()	5,393.	7,265.	8,608.	11,620.



description	h	w	d	pattern no.	L	V1	V2	V3
Wardrobe, with hinged door	70"	16"	24"	QACDL720 () () ()	3,195.	4,153.	4,921.	6,644.
	70"	16"	24"	QACDR720 () () ()	3,195.	4,153.	4,921.	6,644.
	70"	19"	24"	QACDL721 () () ()	3,195.	4,153.	4,921.	6,644.
	70"	19"	24"	QACDR721 () () ()	3,195.	4,153.	4,921.	6,644.
	84"	16"	24"	QACDL820 () () ()	3,814.	4,993.	5,916.	7,988.
	84"	16"	24"	QACDR820 () () ()	3,814.	4,993.	5,916.	7,988.
	84"	19"	24"	QACDL821 () () ()	3,814.	4,993.	5,916.	7,988.
	84"	19"	24"	QACDR821 () () ()	3,814.	4,993.	5,916.	7,988.



Order Code

Example:	QACG722WE316AAAA
QA	AutoStrada
C	Cabinet
G	2 file drawers below, hinged doors above
7	70" high
2	24" deep
2	30" wide
W	Wood interior only
E	Extruded Aluminum Pull
V316	Finish, Maple
AA	Finish, trim & pull, anodized aluminum
AA	Finish, cabinet feet, anodized alum

Specification Information

To order please specify pattern number including:

1. Height
7 = 70" h
8 = 84" h
2. Width
2 = 30" wide
3 = 36" wide
3. Interior & shelf
W = wood drawer interior and wood shelves
4. Extruded aluminum pull
E = extruded aluminum pull (default)

5. Finish
Laminate, V1, V2 or V3 finish
6. Finish, Aluminum trim (trim & if pull)
AA - Anodized aluminum or painted finish option from page 0 excluding silver
7. Finish, cabinet feet
AA - Anodized aluminum or painted finish option from page 0 excluding silver

See page 166 for finish options applicable.

Product on this page will accept wood grain laminate where laminate is currently an option.

Application Notes

Cabinets on this page are styled for the private office and include aluminum feet detail which is optional addition to lower storage beginning on page 0. Specify 70" h cabinets for use with single high overhead storage and 84" h cabinets for use with double high overhead storage.

No pull in hinged doors.

84" high cabinets include wall cleat for stability.

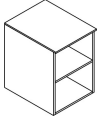
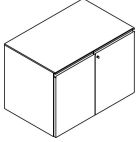
Hinged doors feature touch latches and do not lock. Sliding doors do not lock. File drawers drilled for locks, keying instructions must accompany order.

Coat rod included in wardrobes.

AutoStrada Lower Storage

Wood or laminate case

Standard Specials Systems

description	type	h	w	d	pattern no.	L	V1	V2	V3
Lower storage, open with an adj. shelf 	19" deep	26"	16"	19"	QAFPO10W ()	\$1,006.	\$1,162.	\$1,335.	\$1,804.
	19" deep	26"	19"	19"	QAFPO11W ()	1,006.	1,162.	1,335.	1,804.
	19" deep	26"	30"	19"	QAFPO12W ()	1,215.	1,402.	1,611.	2,177.
	19" deep	26"	36"	19"	QAFPO13W ()	1,544.	1,784.	2,051.	2,768.
	23" deep	26"	16"	23"	QAFPO20W ()	1,173.	1,354.	1,557.	2,101.
	23" deep	26"	19"	23"	QAFPO21W ()	1,173.	1,354.	1,557.	2,101.
	23" deep	26"	30"	23"	QAFPO22W ()	1,409.	1,628.	1,872.	2,528.
	23" deep	26"	36"	23"	QAFPO23W ()	1,791.	2,068.	2,378.	3,209.
Lower storage, full height hinged doors 	19" deep	26"	16"	19"	QAFPDL10 ()(W)()	1,187.	1,369.	1,574.	2,127.
	19" deep	26"	16"	19"	QAFPDR10 ()(W)()	1,187.	1,369.	1,574.	2,127.
	19" deep	26"	19"	19"	QAFPDL11 ()(W)()	1,187.	1,369.	1,574.	2,127.
	19" deep	26"	19"	19"	QAFPDR11 ()(W)()	1,187.	1,369.	1,574.	2,127.
	19" deep	26"	30"	19"	QAFPD12 ()(W)()	1,394.	1,609.	1,850.	2,500.
	19" deep	26"	36"	19"	QAFPD13 ()(W)()	1,725.	1,992.	2,290.	3,090.
	23" deep	26"	16"	23"	QAFPDL20 ()(W)()	1,354.	1,562.	1,796.	2,424.
	23" deep	26"	16"	23"	QAFPDR20 ()(W)()	1,354.	1,562.	1,796.	2,424.
	23" deep	26"	19"	23"	QAFPDL21 ()(W)()	1,354.	1,562.	1,796.	2,424.
	23" deep	26"	19"	23"	QAFPDR21 ()(W)()	1,354.	1,562.	1,796.	2,424.
	23" deep	26"	30"	23"	QAFPD22 ()(W)()	1,591.	1,836.	2,113.	2,851.
	23" deep	26"	36"	23"	QAFPD23 ()(W)()	1,970.	2,276.	2,618.	3,535.

Example: **QAFPO10W-114**

QA	AutoStrada
F	Floor standing
P	Pedestal
O	Open with an adj. shelf
W	Wood interior only
1	20" deep nominal
0	16" wide
114	Finish, Folkstone grey

To order please specify pattern number including:

- Hand (applicable 16" and 19" wide units)
L = hinges on left
R = hinges on right
- Depth
1 = 20" deep
2 = 24" deep
- Width
0 = 16" wide
1 = 19" wide
2 = 30" wide
3 = 36" wide
4 = 42" wide
- Pull
E = Extruded aluminum pull
P = Extruded aluminum protruding pull

- Lock option
L = drilled for locks
N = not drilled for locks
- Interior
W = wood interior (only)
- Finish
Laminate, V1, V2 or V3 finish
- Finish, pull
Anodized aluminum or painted finish options listed on page 0 excluding silver.

Optional lock drilled to be specified. If drilled for locks selected, keying instructions must accompany order.

See page 166 for finish options applicable.

Product on this page will accept wood grain laminate where laminate is currently an option.

Units on this page include a finished sub-top and anti-tip spacer. Height to underside of worksurface including anti-tip spacer is 27" h. Optional work surface stand-offs (to use in place of anti-tip spacer) are specified separately from page 0.

Primary finished top required in freestanding applications, ordered separately when item stands alone.

Note: Optional cabinet feet are recommended when units used in free-standing applications to achieve overall desk height of 29³/₈" (see page 0).

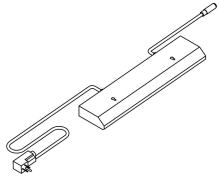
Note: Above pedestals do not allow for 2 rows of binder storage.

AutoStrada T5 Task Light

Daisy Chain

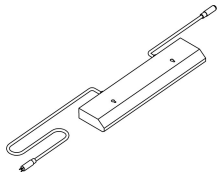
Standard Specials Systems

description	type	w	d	h	pattern no.	Standard	Advanced
Task Light, starter 9 ft. cord, fused male plug 1 ft. cord, female plug	Use with 24" and wider overhead	19"	4"	1 1/2"	AL1T5E19()DCS()Q	\$460.	n/a
	Use with 30" and wider overhead	25"	4"	1 1/2"	AL1T5E25()DCS()Q	465.	601.
	Use with 42" and wider overhead	37"	4"	1 1/2"	AL1T5E37()DCS()Q	473.	623.
	Use with 60" and wider overhead	49"	4"	1 1/2"	AL1T5E49()DCS()Q	478.	643.
	Use with 72" and wider overhead	61"	4"	1 1/2"	AL1T5E61()DCS()Q	497.	661.
	Use with 84" and wider overhead	73"	4"	1 1/2"	AL1T5E73()DCS()Q	526.	682.
	Use with 96" and wider overhead	85"	4"	1 1/2"	AL1T5E85()DCS()Q	617.	699.



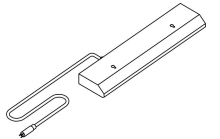
left hand shown

Task Light, adder 2 ft. cord, male plug 1 ft. cord, female plug	Use with 24" and wider overhead	19"	4"	1 1/2"	AL1T5E19()DCA()Q	498.	n/a
	Use with 30" and wider overhead	25"	4"	1 1/2"	AL1T5E25()DCA()Q	503.	638.
	Use with 42" and wider overhead	37"	4"	1 1/2"	AL1T5E37()DCA()Q	509.	661.
	Use with 60" and wider overhead	49"	4"	1 1/2"	AL1T5E49()DCA()Q	515.	681.
	Use with 72" and wider overhead	61"	4"	1 1/2"	AL1T5E61()DCA()Q	534.	698.
	Use with 84" and wider overhead	73"	4"	1 1/2"	AL1T5E73()DCA()Q	563.	718.
	Use with 96" and wider overhead	85"	4"	1 1/2"	AL1T5E85()DCA()Q	655.	737.



left hand shown

Task Light, ender 2 ft. cord, male plug	Use with 24" and wider overhead	19"	4"	1 1/2"	AL1T5E19()DCE()Q	367.	n/a
	Use with 30" and wider overhead	25"	4"	1 1/2"	AL1T5E25()DCE()Q	372.	506.
	Use with 42" and wider overhead	37"	4"	1 1/2"	AL1T5E37()DCE()Q	377.	529.
	Use with 60" and wider overhead	49"	4"	1 1/2"	AL1T5E49()DCE()Q	382.	549.
	Use with 72" and wider overhead	61"	4"	1 1/2"	AL1T5E61()DCE()Q	403.	566.
	Use with 84" and wider overhead	73"	4"	1 1/2"	AL1T5E73()DCE()Q	432.	587.
	Use with 84" and wider overhead	85"	4"	1 1/2"	AL1T5E85()DCE()Q	524.	606.



left hand shown

Order Code	Specification Information	Application Notes
Example: AL1T5E19SDCSLQ AL1 AutoStrada Task Light T5 T5 lamp E Electronic ballast 19 Width S Standard DC Daisy chain S Starter L Left handed Q Special	<i>Specify:</i> Width - Task Lights mount in cabinets and shelves at least 5" wider than light width. 1. Type: (S) Standard (A) Advanced 2. Handedness L= Left handed (male plug on user's left side) R=Right handed (male plug on user's right side) All housings are black.	Task lights mount into the recess in the underside of overhead cabinets and shelves at least 5" wider than task light width. Task lights include T5 cool white (4100K) fluorescent lamp, electronic ballast, prismatic lens, rocker switch, one cord exit management clip and mounting hardware. Task lights are TCLP compliant and meet requirements of California Title 24. Advanced task lights are fitted with ballast and lamp compliant with LEED requirements.

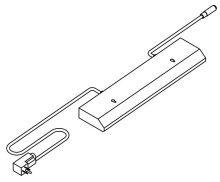
Task Light fit to overhead cabinets without the use of filler panels.
 All lights feature two screw-mounting keyholes.
 Maximum total in a chain = (1) starter + (3) adders + (1) ender.

T5 Task Light for Reuter Overhead Storage

Daisy Chain

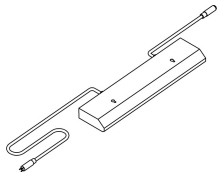
Standard Specials Systems

description	type	w	d	h	pattern no.	Standard	Advanced
Task Light, starter 9 ft. cord, fused male plug 1 ft. cord, female plug	Use with 24" and wider overhead	19"	4"	1 1/2"	RTAT5E19()DCS()Q	\$440.	n/a
	Use with 30" and wider overhead	25"	4"	1 1/2"	RTAT5E25()DCS()Q	459.	666.
	Use with 42" and wider overhead	37"	4"	1 1/2"	RTAT5E37()DCS()Q	483.	694.
	Use with 60" and wider overhead	49"	4"	1 1/2"	RTAT5E49()DCS()Q	508.	714.
	Use with 66" and wider overhead	61"	4"	1 1/2"	RTAT5E61()DCS()Q	529.	737.



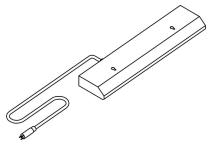
left hand shown

Task Light, adder 2 ft. cord, male plug 1 ft. cord, female plug	Use with 24" and wider overhead	19"	4"	1 1/2"	RTAT5E19()DCA()Q	481.	n/a
	Use with 30" and wider overhead	25"	4"	1 1/2"	RTAT5E25()DCA()Q	499.	707.
	Use with 42" and wider overhead	37"	4"	1 1/2"	RTAT5E37()DCA()Q	522.	735.
	Use with 60" and wider overhead	49"	4"	1 1/2"	RTAT5E49()DCA()Q	548.	753.
	Use with 66" and wider overhead	61"	4"	1 1/2"	RTAT5E61()DCA()Q	569.	777.



left hand shown

Task Light, ender 2 ft. cord, male plug	Use with 24" and wider overhead	19"	4"	1 1/2"	RTAT5E19()DCE()Q	338.	n/a
	Use with 30" and wider overhead	25"	4"	1 1/2"	RTAT5E25()DCE()Q	358.	566.
	Use with 42" and wider overhead	37"	4"	1 1/2"	RTAT5E37()DCE()Q	381.	593.
	Use with 60" and wider overhead	49"	4"	1 1/2"	RTAT5E49()DCE()Q	406.	611.
	Use with 66" and wider overhead	61"	4"	1 1/2"	RTAT5E61()DCE()Q	429.	636.



left hand shown

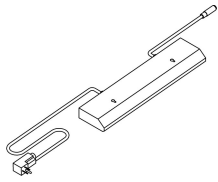
Order Code	Specification Information	Application Notes
Example: RTAT5E19SDCSLQ	<i>Specify:</i>	Task lights mount into the recess in the underside of overhead cabinets and shelves at least 5" wider than task light width.
RTA Task Light	Width - Task Lights mount in cabinets and shelves at least 5" wider than light width.	
T5 T5 lamp	1. Type: (S) Standard (A) Advanced	Task lights include T5 cool white (4100K) fluorescent lamp, electronic ballast, prismatic lens, rocker switch, one cord exit management clip and mounting hardware.
E Electronic ballast	2. Handedness L= Left handed (male plug on user's left side) R=Right handed (male plug on user's right side)	
19 Width	All housings are black.	Task lights are TCLP compliant and meet requirements of California Title 24.
S Standard		Advanced task lights are fitted with ballast and lamp compliant with LEED requirements.
DC Daisy chain		
S Starter		
L Left handed		
Q Special		

The Graham Collection T5 Task Light

Daisy Chain

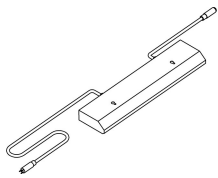
Standard Specials Systems

description	type	w	d	h	pattern no.	Standard	Advanced
Task Light, starter 9 ft. cord, fused male plug 1 ft. cord, female plug	Use with 24" and wider overhead	19"	4"	1 1/2"	GTLT5E19()DCS()Q	\$463.	n/a
	Use with 30" and wider overhead	25"	4"	1 1/2"	GTLT5E25()DCS()Q	470.	608.
	Use with 42" and wider overhead	37"	4"	1 1/2"	GTLT5E37()DCS()Q	478.	631.
	Use with 60" and wider overhead	49"	4"	1 1/2"	GTLT5E49()DCS()Q	483.	649.
	Use with 72" and wider overhead	61"	4"	1 1/2"	GTLT5E61()DCS()Q	501.	668.
	Use with 84" and wider overhead	73"	4"	1 1/2"	GTLT5E73()DCS()Q	530.	689.
	Use with 96" and wider overhead	85"	4"	1 1/2"	GTLT5E85()DCS()Q	623.	705.



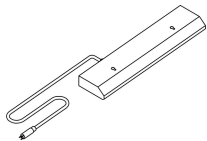
left hand shown

Task Light, adder 2 ft. cord, male plug 1 ft. cord, female plug	Use with 24" and wider overhead	19"	4"	1 1/2"	GTLT5E19()DCA()Q	501.	n/a
	Use with 30" and wider overhead	25"	4"	1 1/2"	GTLT5E25()DCA()Q	507.	645.
	Use with 42" and wider overhead	37"	4"	1 1/2"	GTLT5E37()DCA()Q	515.	667.
	Use with 60" and wider overhead	49"	4"	1 1/2"	GTLT5E49()DCA()Q	521.	687.
	Use with 72" and wider overhead	61"	4"	1 1/2"	GTLT5E61()DCA()Q	538.	705.
	Use with 84" and wider overhead	73"	4"	1 1/2"	GTLT5E73()DCA()Q	568.	726.
	Use with 96" and wider overhead	85"	4"	1 1/2"	GTLT5E85()DCA()Q	661.	743.



left hand shown

Task Light, ender 2 ft. cord, male plug	Use with 24" and wider overhead	19"	4"	1 1/2"	GTLT5E19()DCE()Q	370.	n/a
	Use with 30" and wider overhead	25"	4"	1 1/2"	GTLT5E25()DCE()Q	376.	514.
	Use with 42" and wider overhead	37"	4"	1 1/2"	GTLT5E37()DCE()Q	382.	537.
	Use with 60" and wider overhead	49"	4"	1 1/2"	GTLT5E49()DCE()Q	389.	556.
	Use with 72" and wider overhead	61"	4"	1 1/2"	GTLT5E61()DCE()Q	407.	575.
	Use with 84" and wider overhead	73"	4"	1 1/2"	GTLT5E73()DCE()Q	437.	595.
	Use with 96" and wider overhead	85"	4"	1 1/2"	GTLT5E85()DCE()Q	529.	612.



left hand shown

Order Code	Specification Information	Application Notes
Example: GTLT5E19SDCSLQ G Graham Collection TL Task light T5 T5 lamp E Electronic ballast 19 Width S Standard DC Daisy chain S Starter L Left handed Q Special	Specify: Width - Task Lights mount in cabinets and shelves at least 5" wider than light width. 1. Type: (S) Standard (A) Advanced 2. Handedness L= Left handed (male plug on user's left side) R=Right handed (male plug on user's right side)	T5 tasklights are TCLP compliant and meet requirements of California Title 24. * Advanced tasklights are fitted with ballast and lamp compliant with LEED requirements. T5 tasklight include T5 cool white (4100K) fluorescent lamp; electronic ballast, prismatic lens, rocker switch, one cord exit management clip and mounting hardware. Maximum total in a chain = (1) starter + (3) adders + (1) ender.

All housings are black.

description	w	pattern no.	list
Worksurface anti-bow strap	42"	QC81474LAWM142	\$155.
	46"	QC81474LAWM146	159.
	50"	QC81474LAWM150	163.
	54"	QC81474LAWM154	167.
	58"	QC81474LAWM158	171.
	62"	QC81474LAWM162	175.
	66"	QC81474LAWM166	182.
	70"	QC81474LAWM170	188.
	74"	QC81474LAWM174	198.
	78"	QC81474LAWM178	201.
	82"	QC81474LAWM182	207.
	86"	QC81474LAWM186	210.
	90"	QC81474LAWM190	212.
	94"	QC81474LAWM194	216.
	98"	QC81474LAWM198	231.

Order Code

Specification Information

Application Notes

No finish selection

See Field Service for installation instructions.

Currents Systems worksurfaces
curved, flat front and counter surface
1 3/4" wire drop

Standard Specials Systems

description	width	depth	pattern no.	lam.	V2	V3
30"D straight worksurface, curved front	24"	30"	AW1-S2430Q()	\$416.	\$675.	\$894.
	30"	30"	AW1-S3030Q()	484.	726.	966.
	42"	30"	AW1-S4230Q()	554.	833.	1,110.
	54"	30"	AW1-S5430Q()	647.	966.	1,291.
	66"	30"	AW1-S6630Q()	752.	1,127.	1,506.
	78"	30"	AW1-S7830Q()	863.	1,292.	1,724.
24"D straight worksurface, curved front	54"	24"	AW1-S5424Q()	573.	860.	1,147.
	78"	24"	AW1-S7824Q()	719.	1,077.	1,432.
30"D straight worksurface, flat front	24"	30"	AW1-F2430Q()	416.	675.	894.
	30"	30"	AW1-F3030Q()	484.	726.	966.
	42"	30"	AW1-F4230Q()	554.	833.	1,110.
	54"	30"	AW1-F5430Q()	647.	966.	1,291.
	66"	30"	AW1-F6630Q()	752.	1,127.	1,506.
	78"	30"	AW1-F7830Q()	863.	1,292.	1,724.
Counter surface	24"	12"	AW1-CS2412Q()	287.	455.	610.
	30"	12"	AW1-CS3012Q()	323.	481.	647.
	42"	12"	AW1-CS4212Q()	358.	539.	719.
	54"	12"	AW1-CS5412Q()	393.	592.	791.
	66"	12"	AW1-CS6612Q()	431.	647.	858.

Order Code	Specification Information	Application Notes
Example: AW1 S2430-Q-119	Worksurface edges are trim grey.	Worksurfaces may be end-supported, cantilevered from Currents service wall, or supported by C-leg or pedestal at each end. Universal worksurfaces are interchangeable with Currents desks. Specify supports separately.
AW1 Worksurface	<i>Specify top finish</i>	24"D straight worksurfaces may be cantilevered with two cantilever brackets.
S Straight		24" and 30"D straight worksurfaces may be end supported with two Currents end support brackets.
24 Width		Universal straight worksurfaces 36" wide and greater include a steel stiffener that doubles as a horizontal cable manager.
30 Depth		Counter surface with curved front is designed to mount on either side of 39"H wall crown with counter surface brackets.
Q Standard Special		
119 Top finish		

Equity service wall accessories

panel starter and end starter

Standard Specials Systems

description	nominal height	pattern no.	list
Equity panel starter	80	AA1EPS80Q	\$522.
Equity end starter	28	AX1E28Q	372.
	80	AX1E80Q	522.

Order Code	Specification Information	Application Notes
Example: AX1EET64T, 613	<i>Specify legacy paint finish for Equity end and panel starters, trim kits and crown end cap:</i>	
AX1 Accessory		
EET Equity end trim		
64 Panel trim		
T "T" both sides		
613 Silver trim		
	<p><i>Note:</i> For more specific application information, please refer to pages 48-49 of the 1999 Equity Planning Guide. Additional finishes are available for crown end caps.</p> <p>*For pricing and discounting refer to the Currents price list.</p> <p>Leadtimes will be consistent with Currents published lead-times.</p>	<p>Equity panel starters attach perpendicular panels to Currents wall structural base covers. Equity panel starter includes clamp bracket and adapter. Both end and panel starters include top clip for added stiffness. No connector post is required for either starter.</p> <p>Equity end starter supports perpendicular panel run on the centerline of the end of the wall. Perpendicular panels should be at the same height or higher than the service wall.</p> <p>The Equity end trim kit encloses and flushes out the end of the Currents service wall with attached, end started Equity panels.</p>
		<p>Specify trim kit suffix "T" for panels on both sides, "L" or "R" for attached panels only on left or right side of end of the Currents wall (as seen from outside of "T" end). Also specify crown end cap for all end conditions.</p> <p>Gap fillers fill the gap when attaching a lower height Equity panel at the end of a 64"H Currents service wall.</p>

Alpha-Numeric Index

<i>pattern no.</i>	<i>page</i>	<i>pattern no.</i>	<i>page</i>	<i>pattern no.</i>	<i>page</i>	<i>pattern no.</i>	<i>page</i>
AA1EPS80Q	175	D1BD7848SRQ	17	D1L4866DDNQ	14	DIR3036NQ	9
AL1T5E19	170	D1BD8448DLQ	17	D1L4872DDNQ	14	DIR3318NQ	6
AL1T5E25	170	D1BD8448DRQ	17	D1L4878DSNQ	15	DIR3324NQ	7
AL1T5E37	170	D1BD8448SLQ	17	D1L4878SDNQ	15	DIR3330NQ	8
AL1T5E49	170	D1BD8448SRQ	17	D1L4878SSNQ	13	DIR3336NQ	9
AL1T5E61	170	D1C4230GQ	12	D1L4884DDNQ	14	DIR3636NQ	9
AL1T5E73	170	D1C4230NQ	12	D1L4884DSNQ	15	DIR3918NQ	6
AL1T5E85	170	D1C4836GQ	12	D1L4884SDNQ	15	DIR3924NQ	7
AW1-CS2412Q	174	D1C4836NQ	12	D1L4896DDNQ	14	DIR3930NQ	8
AW1-CS3012Q	174	D1CRR30Q	17	D1L4896DSNQ	15	DIR3936NQ	9
AW1-CS4212Q	174	D1CS3624GQ	12	D1L4896SSNQ	13	DIR4236NQ	9
AW1-CS5412Q	174	D1CS3624NQ	12	D1L5436DSNQ	15	DIR4518NQ	6
AW1-CS6612Q	174	D1D3024NQ	16	D1L5436SDNQ	15	DIR4524NQ	7
AW1-F2430Q	174	D1D3030NQ	16	D1L5436SSNQ	13	DIR4530NQ	8
AW1-F3030Q	174	D1D3624NQ	16	D1L5442SSNQ	13	DIR4536NQ	9
AW1-F4230Q	174	D1D3630NQ	16	D1L5448SSNQ	13	DIR4836NQ	9
AW1-F5430Q	174	D1D5424NQ	16	D1L6036SSNQ	13	DIR5118NQ	6
AW1-F6630Q	174	D1D5430NQ	16	D1L6042DDNQ	14	DIR5124NQ	7
AW1-F7830Q	174	D1D5436NQ	16	D1L6048DDNQ	14	DIR5130NQ	8
AW1-S2430Q	174	D1D6024NQ	16	D1L6642DDNQ	14	DIR5136NQ	9
AW1-S3030Q	174	D1D6036NQ	16	D1L6642DSNQ	15	DIR5436NQ	9
AW1-S4230Q	174	D1D6624NQ	16	D1L6642SDNQ	15	DIR5718NQ	6
AW1-S5424Q	174	D1D6636NQ	16	D1L6648DDNQ	14	DIR5724NQ	7
AW1-S5430Q	174	D1D7224NQ	16	D1L7236SSNQ	13	DIR5730NQ	8
AW1-S6630Q	174	D1D7824NQ	16	D1L7242DDNQ	14	DIR5736NQ	9
AW1-S7824Q	174	D1D7830NQ	16	D1L7242DSNQ	15	DIR6318NQ	6
AW1-S7830Q	174	D1D7836NQ	16	D1L7242SDNQ	15	DIR6324NQ	7
AX1E28Q	175	D1D8424NQ	16	D1L7248DDNQ	14	DIR6330NQ	8
AX1E80Q	175	D1D8430NQ	16	D1L7836SSNQ	13	DIR6336NQ	9
CE10236Q	18	D1D8436NQ	16	D1L7848DSNQ	15	DIR6918NQ	6
CE11418Q	18	D1D9624NQ	16	D1L7848SDNQ	15	DIR6924NQ	7
CE11436Q	18	D1D9630NQ	16	D1L8442SSNQ	13	DIR6930NQ	8
CE12036Q	18	D1D9636NQ	16	D1L8448DDNQ	14	DIR6936NQ	9
CE4836Q	18	D1L3648DSNQ	15	D1L8448DSNQ	15	DIR7518NQ	6
CE5436Q	18	D1L3648SDNQ	15	D1L8448SDNQ	15	DIR7524NQ	7
CE6618Q	18	D1L3648SSNQ	13	D1L9648DDNQ	14	DIR7530NQ	8
CE6636Q	18	D1L3654SDNQ	15	D1L9648DSNQ	15	DIR7536NQ	9
CE7818Q	18	D1L3654SSNQ	13	D1L9648SDNQ	15	DIR7836NQ	9
CE7836Q	18	D1L3660SSNQ	13	D1L9648SSNQ	13	DIR8118NQ	6
CE9618Q	18	D1L3672SSNQ	13	D1P5430NQ	17	DIR8124NQ	7
CE9636Q	18	D1L3678SSNQ	13	D1P6030NQ	17	DIR8130NQ	8
D195430NQ	17	D1L4242DDNQ	14	D1P7836NQ	17	DIR8136NQ	9
D196030NQ	17	D1L4242DSNQ	15	D1P8430NQ	17	DIR8436NQ	9
D197836NQ	17	D1L4242SDNQ	15	D1P9030NQ	17	DIR8718NQ	6
D198430NQ	17	D1L4248DSNQ	15	DIR10224NQ	7	DIR8724NQ	7
D199030NQ	17	D1L4248SDNQ	15	DIR10230NQ	8	DIR8730NQ	8
D1BD5448DLQ	16	D1L4248SSNQ	13	DIR10236NQ	9	DIR8736NQ	9
D1BD5448DRQ	16	D1L4254SSNQ	13	DIR10824NQ	7	DIR9036NQ	9
D1BD5448SLQ	16	D1L4260DDNQ	14	DIR10830NQ	8	DIR9318NQ	6
D1BD5448SRQ	16	D1L4266DDNQ	14	DIR10836NQ	9	DIR9324NQ	7
D1BD6048DLQ	16	D1L4266DSNQ	15	DIR11430NQ	8	DIR9330NQ	8
D1BD6048DRQ	16	D1L4266SDNQ	15	DIR11436NQ	9	DIR9336NQ	9
D1BD6048SLQ	17	D1L4272DDNQ	14	DIR12024NQ	7	DIR9636NQ	9
D1BD6048SRQ	17	D1L4272DSNQ	15	DIR12030NQ	8	DIR9918NQ	6
D1BD7242DLQ	17	D1L4272SDNQ	15	DIR12036NQ	9	DIR9924NQ	7
D1BD7242DRQ	17	D1L4284SSNQ	13	DIR1818NQ	6	DIR9930NQ	8
D1BD7242SLQ	17	D1L4836SSNQ	13	DIR2118NQ	6	DIR9936NQ	9
D1BD7242SRQ	17	D1L4842SDNQ	15	DIR2124NQ	7	D1W302430NQ	11
D1BD7848DLQ	17	D1L4842SSNQ	13	DIR2718NQ	6	D1W303024NQ	10
D1BD7848DRQ	17	D1L4854SSNQ	13	DIR2724NQ	7	D1W361824NQ	11
D1BD7848SLQ	17	D1L4860DDNQ	14	DIR2730NQ	8	D1W362418NQ	10

<i>pattern no.</i>	<i>page</i>	<i>pattern no.</i>	<i>page</i>	<i>pattern no.</i>	<i>page</i>	<i>pattern no.</i>	<i>page</i>
D1W482436NQ	11	DE(OE/OT)PJ54WPQ	23, 25	DS3WMC2136Q	21	LU1-C6042SS-Q	71
D1W483624NQ	10	DE(OE/OT)PJ60WPQ	23, 25	DS3WMC2142Q	21	LU1-C6048DD-Q	72
D1W542430NQ	11	DE(OE/OT)PJ66WPQ	23	DS3WMC2148Q	21	LU1-C6642DD-Q	72
D1W543024NQ	10	DE(OE/OT)PJ72WPQ	23	DT1BYD602430Q	19	LU1-C6642DS-Q	71
D1W601830NQ	11	DE(OE/OT)PJ78WPQ	23	DT1BYD6036Q	19	LU1-C6642SD-Q	71
D1W602430NQ	11	DE(OE/OT)PJ84WPQ	23	DT1BYD662430Q	19	LU1-C6642SS-Q	71
D1W602436NQ	11	DE(OE/OT)PJ96WPQ	23	DT1BYD6636Q	19	LU1-C6648DD-Q	72
D1W603018NQ	10	DE(OE/OT)PM24Q	23	DT1BYD722430Q	19	LU1-C6648DS-Q	71
D1W603024NQ	10	DE(OE/OT)PM30Q	23	DT1BYD7236Q	19	LU1-C6648SD-Q	71
D1W603624NQ	10	DE(OE/OT)PM36Q	23	DT1BYD7242Q	19	LU1-C6648SS-Q	71
D1W662430NQ	11	DE(OE/OT)PM42Q	23	DT1BYD782430Q	19	LU1-C7242DD-Q	72
D1W662436NQ	11	DE(OE/OT)PM48Q	23	DT1BYD7836Q	19	LU1-C7242DS-Q	71
D1W663024NQ	10	DE(OE/OT)RBI56Q	26	DT1BYD7842Q	19	LU1-C7242SD-Q	71
D1W663624NQ	10	DE(OE/OT)VPJQ	25	DT1BYD842430Q	19	LU1-C7242SS-Q	71
D1W723036NQ	11	DES(OE/OT)BPCNPQ	24	DT1BYD8436Q	19	LU1-C7248DD-Q	72
D1W723630NQ	10	DES(OE/OT)BPCWPQ	24	DT1BYD8442Q	19	LU1-J24A-(L/R)-Q	73
D1W782430NQ	11	DES(OE/OT)BPJ18NPQ	24	DT1BYD902430Q	19	LU1-J30A-(L/R)-Q	73
D1W782436NQ	11	DES(OE/OT)BPJ18WPQ	24	DT1BYD9036Q	19	LU1-J36A-(L/R)-Q	73
D1W783024NQ	10	DES(OE/OT)BPJ24NPQ	24	DT1BYD9042Q	19	LU1-J42A-(L/R)-Q	73
D1W783624NQ	10	DES(OE/OT)BPJ24WPQ	24	DT1BYD962430Q	19	LU1-J48A-(L/R)-Q	73
D1W842436NQ	11	DES(OE/OT)BPJ30NPQ	24	DT1BYD9636Q	19	LU1-J54A-(L/R)-Q	73
D1W843624NQ	10	DES(OE/OT)BPJ30WPQ	24	DT1BYD9642Q	19	LU1-J60A-(L/R)-Q	73
D1W902430NQ	11	DES(OE/OT)BPJ36NPQ	24	GTLT5E19	172	LU1-J66A-(L/R)-Q	73
D1W903024NQ	10	DES(OE/OT)BPJ36WPQ	24	GTLT5E25	172	LU1-J72A-(L/R)-Q	73
D1W962430NQ	11	DES(OE/OT)BPJ42NPQ	24	GTLT5E37	172	LU1-J78A-(L/R)-Q	73
D1W962436NQ	11	DES(OE/OT)BPJ42WPQ	24	GTLT5E49	172	LU1-J84A-(L/R)-Q	73
D1W963024NQ	10	DES(OE/OT)BPJ48NPQ	24	GTLT5E61	172	LU1-J90A-(L/R)-Q	73
D1W963036NQ	11	DES(OE/OT)BPJ48WPQ	24	GTLT5E73	172	LU1-J96A-(L/R)-Q	73
D1W963624NQ	10	DES(OE/OT)BPJ54WPQ	24	GTLT5E85	172	LU1-P72SA-L-Q	70
D1W963630NQ	10	DES(OE/OT)BPJ60WPQ	24	LL2T5E19	85	LU1-P72SA-R-Q	70
DB1BD48DLQ	16	DES(OE/OT)BPJ66WPQ	24	LL2T5E25	85	LU1-P78DA-L-Q	70
DB1BD48DRQ	16	DES(OE/OT)BPJ72WPQ	24	LL2T5E37	85	LU1-P78DA-R-Q	70
DD1EU36Q	20	DES(OE/OT)BPJ78WPQ	24	LL2T5E49	85	LU1-R6636B-(L/R)-Q	69
DE0DRAQ	23	DES(OE/OT)BPJ84WPQ	24	LU1-C4242DD-Q	72	LU1-R7836B-(L/R)-Q	69
DE0DRBQ	23	DES(OE/OT)BPJ96WPQ	24	LU1-C4242DS-Q	71	LU1-R8730B-(L/R)-Q	69
DE0DRCQ	23	DL3T5E19DCA	27	LU1-C4242SD-Q	71	LU1-R9036B-(L/R)-Q	69
DE0DRXQ	23	DL3T5E19DCE	27	LU1-C4248DD-Q	72	LU1-S10218-A-Q	61
DE(OE/OT)BI56(L/R)Q	26	DL3T5E19DCS	27	LU1-C4248DS-Q	71	LU1-S10218-B-Q	61
DE(OE/OT)BPM301Q	24	DL3T5E25DCA	27	LU1-C4248SD-Q	71	LU1-S10224-A-Q	62
DE(OE/OT)BPM302Q	24	DL3T5E25DCE	27	LU1-C4248SS-Q	71	LU1-S10224-B-Q	62
DE(OE/OT)BPM361Q	24	DL3T5E25DCS	27	LU1-C4260DD-Q	72	LU1-S10230-A-Q	63
DE(OE/OT)BPM362Q	24	DL3T5E37DCA	27	LU1-C4260DS-Q	71	LU1-S10230-B-Q	63
DE(OE/OT)BPM421Q	24	DL3T5E37DCE	27	LU1-C4260SD-Q	71	LU1-S10236-A-Q	64
DE(OE/OT)BPM422Q	24	DL3T5E37DCS	27	LU1-C4260SS-Q	71	LU1-S10236-B-Q	64
DE(OE/OT)BPM481Q	24	DL3T5E49DCA	27	LU1-C4266DD-Q	72	LU1-S10418-A-Q	65
DE(OE/OT)BPM482Q	24	DL3T5E49DCE	27	LU1-C4266DS-Q	71	LU1-S10418-B-Q	65
DE(OE/OT)C1144Q	26	DL3T5E49DCS	27	LU1-C4266SD-Q	71	LU1-S10424-A-Q	66
DE(OE/OT)PCNPQ	23	DP5CHQ	21	LU1-C4266SS-Q	71	LU1-S10424-B-Q	66
DE(OE/OT)PCWPQ	23	DS1AS18Q	21	LU1-C4272DD-Q	72	LU1-S10430-A-Q	67
DE(OE/OT)PJ120WPQ	25	DS1AS24Q	21	LU1-C4272DS-Q	71	LU1-S10430-B-Q	67
DE(OE/OT)PJ126WPQ	25	DS1AS30Q	21	LU1-C4272SD-Q	71	LU1-S10436-A-Q	68
DE(OE/OT)PJ138WPQ	25	DS1AS36Q	21	LU1-C4272SS-Q	71	LU1-S10436-B-Q	68
DE(OE/OT)PJ144WPQ	25	DS1AS42Q	21	LU1-C4842DD-Q	72	LU1-S10830-A-Q	63
DE(OE/OT)PJ18NPQ	23	DS1AS48Q	21	LU1-C4842DS-Q	71	LU1-S10830-B-Q	63
DE(OE/OT)PJ18WPQ	23	DS1AS54Q	21	LU1-C4842SD-Q	71	LU1-S10836-A-Q	64
DE(OE/OT)PJ24NPQ	23	DS1AS60Q	21	LU1-C4842SS-Q	71	LU1-S10836-B-Q	64
DE(OE/OT)PJ24WPQ	23	DS1AS66Q	21	LU1-C4860DD-Q	72	LU1-S11018-A-Q	65
DE(OE/OT)PJ30NPQ	23	DS1AS72Q	21	LU1-C4866DD-Q	72	LU1-S11018-B-Q	65
DE(OE/OT)PJ30WPQ	23	DS3WMC1430Q	21	LU1-C4866DS-Q	71	LU1-S11024-A-Q	66
DE(OE/OT)PJ36NPQ	23	DS3WMC1433Q	21	LU1-C4866SD-Q	71	LU1-S11024-B-Q	66
DE(OE/OT)PJ36WPQ	23	DS3WMC1436Q	21	LU1-C4866SS-Q	71	LU1-S11030-A-Q	67
DE(OE/OT)PJ42NPQ	23	DS3WMC1442Q	21	LU1-C4872DD-Q	72	LU1-S11030-B-Q	67
DE(OE/OT)PJ42WPQ	23	DS3WMC1448Q	21	LU1-C6042DD-Q	72	LU1-S11036-A-Q	68
DE(OE/OT)PJ48NPQ	23	DS3WMC2130Q	21	LU1-C6042DS-Q	71	LU1-S11036-B-Q	68
DE(OE/OT)PJ48WPQ	23, 25	DS3WMC2133Q	21	LU1-C6042SD-Q	71	LU1-S11418-A-Q	61

<i>pattern no.</i>	<i>page</i>	<i>pattern no.</i>	<i>page</i>	<i>pattern no.</i>	<i>page</i>	<i>pattern no.</i>	<i>page</i>
LU1-S11418-B-Q	61	LU1-S4436-A-Q	68	LU1-S8618-B-Q	65	MC1-74H1	34, 35
LU1-S11424-A-Q	62	LU1-S4436-B-Q	68	LU1-S8624-A-Q	66	MC174H1V	35
LU1-S11424-B-Q	62	LU1-S4836-A-Q	64	LU1-S8624-B-Q	66	MC1-74S2	32, 33
LU1-S11430-A-Q	63	LU1-S4836-B-Q	64	LU1-S8630-A-Q	67	MC1-74S2V	33
LU1-S11430-B-Q	63	LU1-S5018-A-Q	65	LU1-S8630-B-Q	67	MC1-80H1	34, 35
LU1-S11436-A-Q	64	LU1-S5018-B-Q	65	LU1-S8636-A-Q	68	MC1-80H1V	35
LU1-S11436-B-Q	64	LU1-S5024-A-Q	66	LU1-S8636-B-Q	68	MC1-80S2	32, 33
LU1-S11618-A-Q	65	LU1-S5024-B-Q	66	LU1-S9036-A-Q	64	MC1-80S2V	33
LU1-S11618-B-Q	65	LU1-S5030-A-Q	67	LU1-S9036-B-Q	64	MC1-C30Q	36
LU1-S11624-A-Q	66	LU1-S5030-B-Q	67	LU1-S9218-A-Q	65	MC1-C39Q	36
LU1-S11624-B-Q	66	LU1-S5036-A-Q	68	LU1-S9218-B-Q	65	MC1-C42Q	36
LU1-S11630-A-Q	67	LU1-S5036-B-Q	68	LU1-S9224-A-Q	66	MC1-C48Q	36
LU1-S11630-B-Q	67	LU1-S5436-A-Q	64	LU1-S9224-B-Q	66	MC1-C56Q	36
LU1-S11636-A-Q	68	LU1-S5436-B-Q	64	LU1-S9230-A-Q	67	MC1-C64Q	36
LU1-S11636-B-Q	68	LU1-S5618-A-Q	65	LU1-S9230-B-Q	67	MC1-C74Q	36
LU1-S12030-A-Q	63	LU1-S5618-B-Q	65	LU1-S9236-A-Q	68	MC1-C80Q	36
LU1-S12030-B-Q	63	LU1-S5624-A-Q	66	LU1-S9236-B-Q	68	MK4-K10226-P/V-Q	76
LU1-S12036-A-Q	64	LU1-S5624-B-Q	66	LU1-S9636-A-Q	64	MK4-K10826-P/V-Q	76
LU1-S12036-B-Q	64	LU1-S5630-A-Q	67	LU1-S9636-B-Q	64	MK4-K11426-P/V-Q	76
LU1-S1818-A-Q	61	LU1-S5630-B-Q	67	LU1-S9818-A-Q	65	MK4-K12026-P/V-Q	76
LU1-S1818-B-Q	61	LU1-S5636-A-Q	68	LU1-S9818-B-Q	65	MK4-K1826-P/V-Q	76
LU1-S1824-A-Q	62	LU1-S5636-B-Q	68	LU1-S9824-A-Q	66	MK4-K2426-P/V-Q	76
LU1-S1824-B-Q	62	LU1-S6036-A-Q	64	LU1-S9824-B-Q	66	MK4-K3026-P/V-Q	76
LU1-S1830-A-Q	63	LU1-S6036-B-Q	64	LU1-S9830-A-Q	67	MK4-K3626-P/V-Q	76
LU1-S1830-B-Q	63	LU1-S6218-A-Q	65	LU1-S9830-B-Q	67	MK4-K4226-P/V-Q	76
LU1-S2018-A-Q	65	LU1-S6218-B-Q	65	LU1-S9836-A-Q	68	MK4-K4826-P/V-Q	76
LU1-S2018-B-Q	65	LU1-S6224-A-Q	66	LU1-S9836-B-Q	68	MK4-K5426-P/V-Q	76
LU1-S2024-A-Q	66	LU1-S6224-B-Q	66	LU1-W30A-(L/R)-Q	74	MK4-K8426-P/V-Q	76
LU1-S2024-B-Q	66	LU1-S6230-A-Q	67	LU1-W36A-(L/R)-Q	74	MK4-K9026-P/V-Q	76
LU1-S2030-A-Q	67	LU1-S6230-B-Q	67	LU1-W42A-(L/R)-Q	74	MK4-K9626-P/V-Q	76
LU1-S2030-B-Q	67	LU1-S6236-A-Q	68	LU1-W48A-(L/R)-Q	74	MK4-R10226-P/V-L/R-Q	77
LU1-S2418-A-Q	61	LU1-S6236-B-Q	68	LU1-W54A-(L/R)-Q	74	MK4-R10826-P/V-L/R-Q	77
LU1-S2418-B-Q	61	LU1-S6636-A-Q	64	LU1-W60A-(L/R)-Q	74	MK4-R11426-P/V-L/R-Q	77
LU1-S2430-A-Q	63	LU1-S6636-B-Q	64	LU1-W66A-(L/R)-Q	74	MK4-R12026-P/V-L/R-Q	77
LU1-S2430-B-Q	63	LU1-S6818-A-Q	65	LU1-W72A-(L/R)-Q	74	MK4-R1826-P/V-L/R-Q	77
LU1-S2618-A-Q	65	LU1-S6818-B-Q	65	LU1-W78A-(L/R)-Q	74	MK4-R2426-P/V-L/R-Q	77
LU1-S2618-B-Q	65	LU1-S6824-A-Q	66	LU1-W84A-(L/R)-Q	74	MK4-R5426-P/V-L/R-Q	77
LU1-S2624-A-Q	66	LU1-S6824-B-Q	66	LU1-W90A-(L/R)-Q	74	MK4-R7826-P/V-L/R-Q	77
LU1-S2624-B-Q	66	LU1-S6830-A-Q	67	LU1-W96A-(L/R)-Q	74	MK4-R8426-P/V-L/R-Q	77
LU1-S2630-A-Q	67	LU1-S6830-B-Q	67	LV3-D64-(L/R)	83	MK4-R9026-P/V-L/R-Q	77
LU1-S2630-B-Q	67	LU1-S6836-A-Q	68	LV3-S18S-(L/R)	83	MK4-R9626-P/V-L/R-Q	77
LU1-S3218-A-Q	65	LU1-S6836-B-Q	68	LV3-S56-(L/R)	83	MK4-T10226-P/V-Q	76
LU1-S3218-B-Q	65	LU1-S7236-A-Q	64	LV3-W64-(L/R)	83	MK4-T10826-P/V-Q	76
LU1-S3224-A-Q	66	LU1-S7236-B-Q	64	MC1-30H1	34, 35	MK4-T11426-P/V-Q	76
LU1-S3224-B-Q	66	LU1-S7418-A-Q	65	MC1-30H1V	35	MK4-T12026-P/V-Q	76
LU1-S3230-A-Q	67	LU1-S7418-B-Q	65	MC1-30S2	32, 33	MK4-T1826-P/V-Q	76
LU1-S3230-B-Q	67	LU1-S7424-A-Q	66	MC1-30S2V	33	MK4-T2426-P/V-Q	76
LU1-S3636-A-Q	64	LU1-S7424-B-Q	66	MC1-39H1	34, 35	MK4-T3026-P/V-Q	76
LU1-S3636-B-Q	64	LU1-S7430-A-Q	67	MC1-39H1V	35	MK4-T3626-P/V-Q	76
LU1-S3818-A-Q	65	LU1-S7430-B-Q	67	MC1-39S2	32, 33	MK4-T4226-P/V-Q	76
LU1-S3818-B-Q	65	LU1-S7436-A-Q	68	MC1-39S2V	33	MK4-T4826-P/V-Q	76
LU1-S3824-A-Q	66	LU1-S7436-B-Q	68	MC1-42H1	34, 35	MK4-T5426-P/V-Q	76
LU1-S3824-B-Q	66	LU1-S7836-A-Q	64	MC1-42H1V	35	MK4-T8426-P/V-Q	76
LU1-S3830-A-Q	67	LU1-S7836-B-Q	64	MC1-42S2	32, 33	MK4-T9026-P/V-Q	76
LU1-S3830-B-Q	67	LU1-S8018-A-Q	65	MC1-42S2V	33	MK4-T9626-P/V-Q	76
LU1-S3836-A-Q	68	LU1-S8018-B-Q	65	MC1-48H1	34, 35	MK4-V2448-P/V-Q	75
LU1-S3836-B-Q	68	LU1-S8024-A-Q	66	MC1-48H1V	35	MK4-V2648-P/V-Q	75
LU1-S4236-A-Q	64	LU1-S8024-B-Q	66	MC1-48S2	32, 33	MK4-X2448-P/V-Q	75
LU1-S4236-B-Q	64	LU1-S8030-A-Q	67	MC1-48S2V	33	MK4-X2648-P/V-Q	75
LU1-S4418-A-Q	65	LU1-S8030-B-Q	67	MC1-56H1	34, 35	MM3-IS42F-Q	78
LU1-S4418-B-Q	65	LU1-S8036-A-Q	68	MC1-56H1V	35	MM3-IS48F-Q	78
LU1-S4424-A-Q	66	LU1-S8036-B-Q	68	MC1-56S2	32, 33	MM3-IS54F-Q	78
LU1-S4424-B-Q	66	LU1-S8436-A-Q	64	MC1-56S2V	33	MM3-IS54R-Q	78
LU1-S4430-A-Q	67	LU1-S8436-B-Q	64	MC1-64S2	32, 33	MM3-IS84F-Q	78
LU1-S4430-B-Q	67	LU1-S8618-A-Q	65	MC1-64S2V	33	MM3-IS84R-Q	78

<i>pattern no.</i>	<i>page</i>	<i>pattern no.</i>	<i>page</i>	<i>pattern no.</i>	<i>page</i>	<i>pattern no.</i>	<i>page</i>
MM3-IS90F-Q	78	MT1-56S2	37, 38	MU1-J48A-R-Q	59	MU1-S11030-A-Q	53
MM3-IS90R-Q	78	MT1-56S2V	38	MU1-J54A-L-Q	59	MU1-S11030-B-Q	53
MM3-IS96F-Q	78	MT1-64S2	37, 38	MU1-J54A-R-Q	59	MU1-S11036-B-Q	54
MM3-IS96R-Q	78	MT1-64S2V	38	MU1-J60A-L-Q	59	MU1-S11036-R-Q	54
MN2T5E19	84	MT1-74S2	37, 38	MU1-J60A-R-Q	59	MU1-S11418-A-Q	47
MN2T5E25	84	MT1-74S2V	38	MU1-J66A-L-Q	59	MU1-S11418-B-Q	47
MN2T5E37	84	MT1-80S2	37, 38	MU1-J66A-R-Q	59	MU1-S11424-A-Q	48
MN2T5E49	84	MT1-80S2V	38	MU1-J72A-L-Q	59	MU1-S11424-B-Q	48
MO8-24	81	MT5-CS2	36	MU1-J72A-R-Q	59	MU1-S11430-A-Q	49
MO8-N24	81	MU1-C4242DD-Q	58	MU1-J78A-L-Q	59	MU1-S11430-B-Q	49
MP2-CPP	36	MU1-C4242DS-Q	58	MU1-J78A-R-Q	59	MU1-S11436-B-Q	50
MP3-W0818-C/T-Q	31	MU1-C4242SD-Q	57	MU1-J84A-L-Q	59	MU1-S11436-R-Q	50
MP3-W0824-C/T-Q	31	MU1-C4248DD-Q	58	MU1-J84A-R-Q	59	MU1-S11618-A-Q	51
MP3-W0830-C/T-Q	31	MU1-C4248DS-Q	58	MU1-J90A-L-Q	59	MU1-S11618-B-Q	51
MP3-W0836-C/T-Q	31	MU1-C4248SD-Q	57	MU1-J90A-R-Q	59	MU1-S11624-A-Q	52
MP3-W0842-C/T-Q	31	MU1-C4248SS-Q	57	MU1-J96A-L-Q	59	MU1-S11624-B-Q	52
MP3-W0848-C/T-Q	31	MU1-C4260DD-Q	58	MU1-J96A-R-Q	59	MU1-S11630-A-Q	53
MP3-W0860-C/T-Q	31	MU1-C4260DS-Q	58	MU1-P66DA-L-Q	56	MU1-S11630-B-Q	53
MP3-W1418-C/T-Q	31	MU1-C4260SD-Q	57	MU1-P66DA-R-Q	56	MU1-S11636-B-Q	54
MP3-W1424-C/T-Q	31	MU1-C4260SS-Q	57	MU1-P66SA-L-Q	56	MU1-S11636-R-Q	54
MP3-W1430-C/T-Q	31	MU1-C4266DD-Q	58	MU1-P66SA-R-Q	56	MU1-S12018-A-Q	47
MP3-W1436-C/T-Q	31	MU1-C4266DS-Q	58	MU1-P72DA-L-Q	56	MU1-S12018-B-Q	47
MP3-W1442-C/T-Q	31	MU1-C4266SD-Q	57	MU1-P72DA-R-Q	56	MU1-S12024-A-Q	48
MP3-W1448-C/T-Q	31	MU1-C4266SS-Q	57	MU1-P78SA-L-Q	56	MU1-S12024-B-Q	48
MP3-W1460-C/T-Q	31	MU1-C4272DD-Q	58	MU1-P78SA-R-Q	56	MU1-S12030-A-Q	49
MP3-W2618-C/T-Q	31	MU1-C4272DS-Q	58	MU1-R6636-B-Q	55	MU1-S12030-B-Q	49
MP3-W2624-C/T-Q	31	MU1-C4272SD-Q	57	MU1-R6636-E-Q	55	MU1-S12036-B-Q	50
MP3-W2630-C/T-Q	31	MU1-C4272SS-Q	57	MU1-R6636-R-Q	55	MU1-S12036-R-Q	50
MP3-W2636-C/T-Q	31	MU1-C4842DD-Q	58	MU1-R7836-B-Q	55	MU1-S1818-A-Q	47
MP3-W2642-C/T-Q	31	MU1-C4842DS-Q	58	MU1-R7836-E-Q	55	MU1-S1818-B-Q	47
MP3-W2648-C/T-Q	31	MU1-C4842SD-Q	57	MU1-R7836-R-Q	55	MU1-S1824-A-Q	48
MP3-W2660-C/T-Q	31	MU1-C4842SS-Q	57	MU1-R8730-B-Q	55	MU1-S1824-B-Q	48
MPTIEDOWN	36	MU1-C4860DD-Q	58	MU1-R8730-E-Q	55	MU1-S1830-A-Q	49
MS2U10213HQ	80	MU1-C4866DD-Q	58	MU1-R8730-R-Q	55	MU1-S1830-B-Q	49
MS2U10213Q	80	MU1-C4866DS-Q	58	MU1-R9036-B-Q	55	MU1-S2018-A-Q	51
MS2U10813HQ	80	MU1-C4866SD-Q	57	MU1-R9036-E-Q	55	MU1-S2018-B-Q	51
MS2U10813Q	80	MU1-C4866SS-Q	57	MU1-R9036-R-Q	55	MU1-S2024-A-Q	52
MS2U11413HQ	80	MU1-C4872DD-Q	58	MU1-S10218-A-Q	47	MU1-S2024-B-Q	52
MS2U11413Q	80	MU1-C6042DD-Q	58	MU1-S10218-B-Q	47	MU1-S2030-A-Q	53
MS2U12013HQ	80	MU1-C6042DS-Q	58	MU1-S10224-A-Q	48	MU1-S2030-B-Q	53
MS2U12013Q	80	MU1-C6042SD-Q	57	MU1-S10224-B-Q	48	MU1-S2418-A-Q	47
MS2U5413HQ	80	MU1-C6042SS-Q	57	MU1-S10230-A-Q	49	MU1-S2430-A-Q	49
MS2U5413Q	80	MU1-C6048DD-Q	58	MU1-S10230-B-Q	49	MU1-S2430-B-Q	49
MS2U9613HQ	80	MU1-C6642DD-Q	58	MU1-S10236-B-Q	50	MU1-S2618-A-Q	51
MS2U9613Q	80	MU1-C6642DS-Q	58	MU1-S10236-R-Q	50	MU1-S2618-B-Q	51
MS2W10213HQ	79	MU1-C6642SD-Q	57	MU1-S10418-A-Q	51	MU1-S2624-A-Q	52
MS2W10213Q	79	MU1-C6642SS-Q	57	MU1-S10418-B-Q	51	MU1-S2624-B-Q	52
MS2W10813HQ	79	MU1-C6648DD-Q	58	MU1-S10424-A-Q	52	MU1-S2630-A-Q	53
MS2W10813Q	79	MU1-C6648DS-Q	58	MU1-S10424-B-Q	52	MU1-S2630-B-Q	53
MS2W11413HQ	79	MU1-C6648SD-Q	57	MU1-S10430-A-Q	53	MU1-S3018-A-Q	47
MS2W11413Q	79	MU1-C6648SS-Q	57	MU1-S10430-B-Q	53	MU1-S3218-A-Q	51
MS2W12013HQ	79	MU1-C7242DD-Q	58	MU1-S10436-B-Q	54	MU1-S3218-B-Q	51
MS2W12013Q	79	MU1-C7242DS-Q	58	MU1-S10436-R-Q	54	MU1-S3224-A-Q	52
MS2W5413HQ	79	MU1-C7242SD-Q	57	MU1-S10818-A-Q	47	MU1-S3224-B-Q	52
MS2W5413Q	79	MU1-C7242SS-Q	57	MU1-S10818-B-Q	47	MU1-S3230-A-Q	53
MS2W9613HQ	79	MU1-C7248DD-Q	58	MU1-S10824-A-Q	48	MU1-S3230-B-Q	53
MS2W9613Q	79	MU1-J24A-L-Q	59	MU1-S10824-B-Q	48	MU1-S3618-A-Q	47
MT1-30S2	37, 38	MU1-J24A-R-Q	59	MU1-S10830-A-Q	49	MU1-S3636-B-Q	50
MT1-30S2V	38	MU1-J30A-L-Q	59	MU1-S10830-B-Q	49	MU1-S3636-R-Q	50
MT1-39S2	37, 38	MU1-J30A-R-Q	59	MU1-S10836-B-Q	50	MU1-S3818-A-Q	51
MT1-39S2V	38	MU1-J36A-L-Q	59	MU1-S10836-R-Q	50	MU1-S3818-B-Q	51
MT1-42S2	37, 38	MU1-J36A-R-Q	59	MU1-S11018-A-Q	51	MU1-S3824-A-Q	52
MT1-42S2V	38	MU1-J42A-L-Q	59	MU1-S11018-B-Q	51	MU1-S3824-B-Q	52
MT1-48S2	37, 38	MU1-J42A-R-Q	59	MU1-S11024-A-Q	52	MU1-S3830-A-Q	53
MT1-48S2V	38	MU1-J48A-L-Q	59	MU1-S11024-B-Q	52	MU1-S3830-B-Q	53

<i>pattern no.</i>	<i>page</i>	<i>pattern no.</i>	<i>page</i>	<i>pattern no.</i>	<i>page</i>	<i>pattern no.</i>	<i>page</i>
MU1-S3836-B-Q	54	MU1-S7430-B-Q	53	MU1-W72A-L-Q	60	MW2-S12036-R-Q	42
MU1-S3836-R-Q	54	MU1-S7436-B-Q	54	MU1-W72A-R-Q	60	MW2-S1818-A-Q	39
MU1-S4218-A-Q	47	MU1-S7436-R-Q	54	MU1-W78A-L-Q	60	MW2-S1818-B-Q	39
MU1-S4236-B-Q	50	MU1-S7818-A-Q	47	MU1-W78A-R-Q	60	MW2-S1824-A-Q	40
MU1-S4236-R-Q	50	MU1-S7818-B-Q	47	MU1-W84A-L-Q	60	MW2-S1824-B-Q	40
MU1-S4418-A-Q	51	MU1-S7836-B-Q	50	MU1-W84A-R-Q	60	MW2-S1830-A-Q	41
MU1-S4418-B-Q	51	MU1-S7836-R-Q	50	MU1-W90A-L-Q	60	MW2-S1830-B-Q	41
MU1-S4424-A-Q	52	MU1-S8018-A-Q	51	MU1-W90A-R-Q	60	MW2-S2018-A-Q	43
MU1-S4424-B-Q	52	MU1-S8018-B-Q	51	MU1-W96A-L-Q	60	MW2-S2018-B-Q	43
MU1-S4430-A-Q	53	MU1-S8024-A-Q	52	MU1-W96A-R-Q	60	MW2-S2024-A-Q	44
MU1-S4430-B-Q	53	MU1-S8024-B-Q	52	MW2-S10218-A-Q	39	MW2-S2024-B-Q	44
MU1-S4436-B-Q	54	MU1-S8030-A-Q	53	MW2-S10218-B-Q	39	MW2-S2030-A-Q	45
MU1-S4436-R-Q	54	MU1-S8030-B-Q	53	MW2-S10224-A-Q	40	MW2-S2030-B-Q	45
MU1-S4818-A-Q	47	MU1-S8036-B-Q	54	MW2-S10224-B-Q	40	MW2-S2418-A-Q	39
MU1-S4836-B-Q	50	MU1-S8036-R-Q	54	MW2-S10230-A-Q	41	MW2-S2418-B-Q	39
MU1-S4836-R-Q	50	MU1-S8418-A-Q	47	MW2-S10230-B-Q	41	MW2-S2430-A-Q	41
MU1-S5018-A-Q	51	MU1-S8418-B-Q	47	MW2-S10236-B-Q	42	MW2-S2430-B-Q	41
MU1-S5018-B-Q	51	MU1-S8436-B-Q	50	MW2-S10236-R-Q	42	MW2-S2618-A-Q	43
MU1-S5024-A-Q	52	MU1-S8436-R-Q	50	MW2-S10418-A-Q	43	MW2-S2618-B-Q	43
MU1-S5024-B-Q	52	MU1-S8618-A-Q	51	MW2-S10418-B-Q	43	MW2-S2624-A-Q	44
MU1-S5030-A-Q	53	MU1-S8618-B-Q	51	MW2-S10424-A-Q	44	MW2-S2624-B-Q	44
MU1-S5030-B-Q	53	MU1-S8624-A-Q	52	MW2-S10424-B-Q	44	MW2-S2630-A-Q	45
MU1-S5036-B-Q	54	MU1-S8624-B-Q	52	MW2-S10430-A-Q	45	MW2-S2630-B-Q	45
MU1-S5036-R-Q	54	MU1-S8630-A-Q	53	MW2-S10430-B-Q	45	MW2-S3018-A-Q	39
MU1-S5418-A-Q	47	MU1-S8630-B-Q	53	MW2-S10436-B-Q	46	MW2-S3218-A-Q	43
MU1-S5436-B-Q	50	MU1-S8636-B-Q	54	MW2-S10436-R-Q	46	MW2-S3218-B-Q	43
MU1-S5436-R-Q	50	MU1-S8636-R-Q	54	MW2-S10818-A-Q	39	MW2-S3224-A-Q	44
MU1-S5618-A-Q	51	MU1-S9018-A-Q	47	MW2-S10818-B-Q	39	MW2-S3224-B-Q	44
MU1-S5618-B-Q	51	MU1-S9018-B-Q	47	MW2-S10824-A-Q	40	MW2-S3230-A-Q	45
MU1-S5624-A-Q	52	MU1-S9036-B-Q	50	MW2-S10824-B-Q	40	MW2-S3230-B-Q	45
MU1-S5624-B-Q	52	MU1-S9036-R-Q	50	MW2-S10830-A-Q	41	MW2-S3618-A-Q	39
MU1-S5630-A-Q	53	MU1-S9218-A-Q	51	MW2-S10830-B-Q	41	MW2-S3636-B-Q	42
MU1-S5630-B-Q	53	MU1-S9218-B-Q	51	MW2-S10836-B-Q	42	MW2-S3636-R-Q	42
MU1-S5636-B-Q	54	MU1-S9224-A-Q	52	MW2-S10836-R-Q	42	MW2-S3818-A-Q	43
MU1-S5636-R-Q	54	MU1-S9224-B-Q	52	MW2-S11018-A-Q	43	MW2-S3818-B-Q	43
MU1-S6018-A-Q	47	MU1-S9230-A-Q	53	MW2-S11018-B-Q	43	MW2-S3824-A-Q	44
MU1-S6036-B-Q	50	MU1-S9230-B-Q	53	MW2-S11024-A-Q	44	MW2-S3824-B-Q	44
MU1-S6036-R-Q	50	MU1-S9236-B-Q	54	MW2-S11024-B-Q	44	MW2-S3830-A-Q	45
MU1-S6218-A-Q	51	MU1-S9236-R-Q	54	MW2-S11030-A-Q	45	MW2-S3830-B-Q	45
MU1-S6218-B-Q	51	MU1-S9618-A-Q	47	MW2-S11030-B-Q	45	MW2-S3836-B-Q	46
MU1-S6224-A-Q	52	MU1-S9618-B-Q	47	MW2-S11036-B-Q	46	MW2-S3836-R-Q	46
MU1-S6224-B-Q	52	MU1-S9636-B-Q	50	MW2-S11036-R-Q	46	MW2-S4218-A-Q	39
MU1-S6230-A-Q	53	MU1-S9636-R-Q	50	MW2-S11418-A-Q	39	MW2-S4236-B-Q	42
MU1-S6230-B-Q	53	MU1-S9818-A-Q	51	MW2-S11418-B-Q	39	MW2-S4236-R-Q	42
MU1-S6236-B-Q	54	MU1-S9818-B-Q	51	MW2-S11424-A-Q	40	MW2-S4418-A-Q	43
MU1-S6236-R-Q	54	MU1-S9824-A-Q	52	MW2-S11424-B-Q	40	MW2-S4418-B-Q	43
MU1-S6618-A-Q	47	MU1-S9824-B-Q	52	MW2-S11430-A-Q	41	MW2-S4424-A-Q	44
MU1-S6636-B-Q	50	MU1-S9830-A-Q	53	MW2-S11430-B-Q	41	MW2-S4424-B-Q	44
MU1-S6636-R-Q	50	MU1-S9830-B-Q	53	MW2-S11436-B-Q	42	MW2-S4430-A-Q	45
MU1-S6818-A-Q	51	MU1-S9836-B-Q	54	MW2-S11436-R-Q	42	MW2-S4430-B-Q	45
MU1-S6818-B-Q	51	MU1-S9836-R-Q	54	MW2-S11618-A-Q	43	MW2-S4436-B-Q	46
MU1-S6824-A-Q	52	MU1-W30A-L-Q	60	MW2-S11618-B-Q	43	MW2-S4436-R-Q	46
MU1-S6824-B-Q	52	MU1-W30A-R-Q	60	MW2-S11624-A-Q	44	MW2-S4818-A-Q	39
MU1-S6830-A-Q	53	MU1-W36A-L-Q	60	MW2-S11624-B-Q	44	MW2-S4836-B-Q	42
MU1-S6830-B-Q	53	MU1-W36A-R-Q	60	MW2-S11630-A-Q	45	MW2-S4836-R-Q	42
MU1-S6836-B-Q	54	MU1-W42A-L-Q	60	MW2-S11630-B-Q	45	MW2-S5018-A-Q	43
MU1-S6836-R-Q	54	MU1-W42A-R-Q	60	MW2-S11636-B-Q	46	MW2-S5018-B-Q	43
MU1-S7218-A-Q	47	MU1-W48A-L-Q	60	MW2-S11636-R-Q	46	MW2-S5024-A-Q	44
MU1-S7236-B-Q	50	MU1-W48A-R-Q	60	MW2-S12018-A-Q	39	MW2-S5024-B-Q	44
MU1-S7236-R-Q	50	MU1-W54A-L-Q	60	MW2-S12018-B-Q	39	MW2-S5030-A-Q	45
MU1-S7418-A-Q	51	MU1-W54A-R-Q	60	MW2-S12024-A-Q	40	MW2-S5030-B-Q	45
MU1-S7418-B-Q	51	MU1-W60A-L-Q	60	MW2-S12024-B-Q	40	MW2-S5036-B-Q	46
MU1-S7424-A-Q	52	MU1-W60A-R-Q	60	MW2-S12030-A-Q	41	MW2-S5036-R-Q	46
MU1-S7424-B-Q	52	MU1-W66A-L-Q	60	MW2-S12030-B-Q	41	MW2-S5418-A-Q	39
MU1-S7430-A-Q	53	MU1-W66A-R-Q	60	MW2-S12036-B-Q	42	MW2-S5436-B-Q	42

<i>pattern no.</i>	<i>page</i>	<i>pattern no.</i>	<i>page</i>	<i>pattern no.</i>	<i>page</i>	<i>pattern no.</i>	<i>page</i>
MW2-S5436-R-Q	42	MW2-S9218-B-Q	43	QAW1TR42	167	QR3B0P (11/22/33) 4966	87
MW2-S5618-A-Q	43	MW2-S9224-A-Q	44	QAW1TR48	167	QR3B0P (11/22/33) 4972	87
MW2-S5618-B-Q	43	MW2-S9224-B-Q	44	QC81474LAWM142	173	QR3B0P (11/22/33) 6418	88
MW2-S5624-A-Q	44	MW2-S9230-A-Q	45	QC81474LAWM146	173	QR3B0P (11/22/33) 6420	88
MW2-S5624-B-Q	44	MW2-S9230-B-Q	45	QC81474LAWM150	173	QR3B0P (11/22/33) 6424	88
MW2-S5630-A-Q	45	MW2-S9236-B-Q	46	QC81474LAWM154	173	QR3B0P (11/22/33) 6430	88
MW2-S5630-B-Q	45	MW2-S9236-R-Q	46	QC81474LAWM158	173	QR3B0P (11/22/33) 6436	88
MW2-S5636-B-Q	46	MW2-S9618-A-Q	39	QC81474LAWM162	173	QR3B0P (11/22/33) 6442	88
MW2-S5636-R-Q	46	MW2-S9618-B-Q	39	QC81474LAWM166	173	QR3B0P (11/22/33) 6448	88
MW2-S6018-A-Q	39	MW2-S9636-B-Q	42	QC81474LAWM170	173	QR3B0P (11/22/33) 6460	88
MW2-S6036-B-Q	42	MW2-S9636-R-Q	42	QC81474LAWM174	173	QR3B0P (11/22/33) 6466	88
MW2-S6036-R-Q	42	MW2-S9818-A-Q	43	QC81474LAWM178	173	QR3B0P (11/22/33) 6472	88
MW2-S6218-A-Q	43	MW2-S9818-B-Q	43	QC81474LAWM182	173	QR3B0P (11/22/33) 7918	88
MW2-S6218-B-Q	43	MW2-S9824-A-Q	44	QC81474LAWM186	173	QR3B0P (11/22/33) 7920	88
MW2-S6224-A-Q	44	MW2-S9824-B-Q	44	QC81474LAWM190	173	QR3B0P (11/22/33) 7924	88
MW2-S6224-B-Q	44	MW2-S9830-A-Q	45	QC81474LAWM194	173	QR3B0P (11/22/33) 7930	88
MW2-S6230-A-Q	45	MW2-S9830-B-Q	45	QC81474LAWM198	173	QR3B0P (11/22/33) 7936	88
MW2-S6230-B-Q	45	MW2-S9836-B-Q	46	QR111JUK	123	QR3B0P (11/22/33) 7942	88
MW2-S6236-B-Q	46	MW2-S9836-R-Q	46	QR111KUK	123	QR3B0P (11/22/33) 7948	88
MW2-S6236-R-Q	46	MZ1-B2415	82	QR112JUK	123	QR3B0P (11/22/33) 7960	88
MW2-S6618-A-Q	39	MZ1-B2419	82	QR112KUK	123	QR3B0P (11/22/33) 7966	88
MW2-S6818-A-Q	39	MZ1-B2422	82	QR113JUK	123	QR3B0P (11/22/33) 7972	88
MW2-S6818-B-Q	43	QACDL720	168	QR113KUK	123	QR3B0T (11/22/33) 3418	89
MW2-S6824-A-Q	44	QACDL721	168	QR2 SLAT 1518	91	QR3B0T (11/22/33) 3420	89
MW2-S6824-B-Q	44	QACDL820	168	QR2 SLAT 1520	91	QR3B0T (11/22/33) 3424	89
MW2-S6830-A-Q	45	QACDL821	168	QR2 SLAT 1524	91	QR3B0T (11/22/33) 3430	89
MW2-S6830-B-Q	45	QACDR720	168	QR2 SLAT 1530	91	QR3B0T (11/22/33) 3436	89
MW2-S6836-B-Q	46	QACDR721	168	QR2 SLAT 1536	91	QR3B0T (11/22/33) 3442	89
MW2-S6836-R-Q	46	QACDR820	168	QR2 SLAT 1542	91	QR3B0T (11/22/33) 3448	89
MW2-S7218-A-Q	39	QACDR821	168	QR2 SLAT 1548	91	QR3B0T (11/22/33) 4218	89
MW2-S7418-A-Q	43	QACC722WE	168	QR211JUK	122	QR3B0T (11/22/33) 4220	89
MW2-S7418-B-Q	43	QACC723WE	168	QR211KUK	122	QR3B0T (11/22/33) 4224	89
MW2-S7424-A-Q	44	QACC822WE	168	QR212JUK	122	QR3B0T (11/22/33) 4230	89
MW2-S7424-B-Q	44	QACC823WE	168	QR212KUK	122	QR3B0T (11/22/33) 4236	89
MW2-S7430-A-Q	45	QAFPD12	169	QR213JUK	122	QR3B0T (11/22/33) 4242	89
MW2-S7430-B-Q	45	QAFPD13	169	QR213KUK	122	QR3B0T (11/22/33) 4248	89
MW2-S7436-B-Q	46	QAFPD22	169	QR2ES4215	93	QR3B0T (11/22/33) 4918	89
MW2-S7436-R-Q	46	QAFPD23	169	QR2ES49158	93	QR3B0T (11/22/33) 4920	89
MW2-S7818-A-Q	39	QAFPD10	169	QR2ES498	93	QR3B0T (11/22/33) 4924	89
MW2-S7818-B-Q	39	QAFPD11	169	QR2ES648	93	QR3B0T (11/22/33) 4930	89
MW2-S8018-A-Q	43	QAFPD120	169	QR3B0P (11/22/33) 3418	87	QR3B0T (11/22/33) 4936	89
MW2-S8018-B-Q	43	QAFPD121	169	QR3B0P (11/22/33) 3420	87	QR3B0T (11/22/33) 4942	89
MW2-S8024-A-Q	44	QAFPD10	169	QR3B0P (11/22/33) 3424	87	QR3B0T (11/22/33) 4948	89
MW2-S8024-B-Q	44	QAFPD11	169	QR3B0P (11/22/33) 3430	87	QR3B0T (11/22/33) 6418	90
MW2-S8030-A-Q	45	QAFPD20	169	QR3B0P (11/22/33) 3436	87	QR3B0T (11/22/33) 6420	90
MW2-S8030-B-Q	45	QAFPD21	169	QR3B0P (11/22/33) 3442	87	QR3B0T (11/22/33) 6424	90
MW2-S8036-B-Q	46	QAFPO10W	169	QR3B0P (11/22/33) 3448	87	QR3B0T (11/22/33) 6430	90
MW2-S8036-R-Q	46	QAFPO11W	169	QR3B0P (11/22/33) 4218	87	QR3B0T (11/22/33) 6436	90
MW2-S8418-A-Q	39	QAFPO12W	169	QR3B0P (11/22/33) 4220	87	QR3B0T (11/22/33) 6442	90
MW2-S8418-B-Q	39	QAFPO13W	169	QR3B0P (11/22/33) 4224	87	QR3B0T (11/22/33) 6448	90
MW2-S8436-B-Q	42	QAFPO20W	169	QR3B0P (11/22/33) 4230	87	QR3B0T (11/22/33) 7918	90
MW2-S8436-R-Q	42	QAFPO21W	169	QR3B0P (11/22/33) 4236	87	QR3B0T (11/22/33) 7920	90
MW2-S8618-A-Q	43	QAFPO22W	169	QR3B0P (11/22/33) 4242	87	QR3B0T (11/22/33) 7924	90
MW2-S8618-B-Q	43	QAFPO23W	169	QR3B0P (11/22/33) 4248	87	QR3B0T (11/22/33) 7930	90
MW2-S8624-A-Q	44	QAW1T43030	167	QR3B0P (11/22/33) 4260	87	QR3B0T (11/22/33) 7936	90
MW2-S8624-B-Q	44	QAW1T43636	167	QR3B0P (11/22/33) 4266	87	QR3B0T (11/22/33) 7942	90
MW2-S8630-A-Q	45	QAW1T44242	167	QR3B0P (11/22/33) 4272	87	QR3B0T (11/22/33) 7948	90
MW2-S8630-B-Q	45	QAW1T44830	167	QR3B0P (11/22/33) 4918	87	QR3S (11/22/33) 0818	91
MW2-S8636-B-Q	46	QAW1T44848	167	QR3B0P (11/22/33) 4920	87	QR3S (11/22/33) 0820	91
MW2-S8636-R-Q	46	QAW1T46030	167	QR3B0P (11/22/33) 4924	87	QR3S (11/22/33) 0824	91
MW2-S9018-A-Q	39	QAW1T47230	167	QR3B0P (11/22/33) 4930	87	QR3S (11/22/33) 0830	91
MW2-S9018-B-Q	39	QAW1T47236	167	QR3B0P (11/22/33) 4936	87	QR3S (11/22/33) 0836	91
MW2-S9036-B-Q	42	QAW1TR24	167	QR3B0P (11/22/33) 4942	87	QR3S (11/22/33) 0842	91
MW2-S9036-R-Q	42	QAW1TR30	167	QR3B0P (11/22/33) 4948	87	QR3S (11/22/33) 0848	91
MW2-S9218-A-Q	43	QAW1TR36	167	QR3B0P (11/22/33) 4960	87	QR3S (11/22/33) 1518	91

<i>pattern no.</i>	<i>page</i>	<i>pattern no.</i>	<i>page</i>	<i>pattern no.</i>	<i>page</i>	<i>pattern no.</i>	<i>page</i>
QR3S (11/22/33) 1520	91	QRC663DHC	134, 136	QRCAS 424222	113	QRCCDRA34290	106
QR3S (11/22/33) 1524	91	QRC663DHD	134	QRCAS 424233	113	QRCCDRA34296	106
QR3S (11/22/33) 1530	91	QRC663DHE (L/R)	134, 136	QRCAS 484822	113	QRCCDRA34860	106
QR3S (11/22/33) 1536	91	QRC663DHH	135, 137	QRCAS 484833	113	QRCCDRA34866	106
QR3S (11/22/33) 1542	91	QRC663DHI	135	QRCAVE422	114	QRCCDRA34872	106
QR3S (11/22/33) 1548	91	QRC663DHP	135, 137	QRCAVE482	114	QRCCDRA34878	106
QRB102(M/H)(F/R)	120	QRC663G	128, 129	QRCCDLA23660	103	QRCCDRA34884	106
QRB108(M/H)(F/R)	120	QRC663P	128, 129	QRCCDLA23666	103	QRCCDRA34890	106
QRB114(M/H)(F/R)	120	QRC712DHC(L/R)	139, 141	QRCCDLA23690	103	QRCCDRA34896	106
QRB120(M/H)(F/R)	120	QRC712DHD (L/R)	138	QRCCDLA24260	103	QRCEAL223654	107
QRB28MR	120	QRC712DHP(L/R)	140, 142	QRCCDLA24266	103	QRCEAL223666	107
QRB34MR	120	QRC712G	130, 131	QRCCDLA24272	103	QRCEAL223678	107
QRB46MR	120	QRC712P	130, 131	QRCCDLA24278	103	QRCEAL223684	107
QRB58MR	120	QRC713DHC(L/R)	139, 141	QRCCDLA24284	103	QRCEAL223690	107
QRBC11 (L/R)	117	QRC713DHD (L/R)	138	QRCCDLA24290	103	QRCEAL223696	107
QRBDH102M(F/R)	120	QRC713DHP(L/R)	140, 142	QRCCDLA24296	103	QRCEAL224254	107
QRBDH108M(F/R)	120	QRC713G	130, 131	QRCCDLA24360	103	QRCEAL224266	107
QRBDH114M(F/R)	120	QRC713P	130, 131	QRCCDLA24366	103	QRCEAL224278	107
QRBDH120M(F/R)	120	QRC731B	130, 131	QRCCDLA24372	103	QRCEAL224284	107
QRBDH28MR	120	QRC731DHBM	141	QRCCDLA24378	103	QRCEAL224290	107
QRBDH34MR	120	QRC731DHBW	138	QRCCDLA24384	103	QRCEAL224296	107
QRBDH46MR	120	QRC732DHC	139, 141	QRCCDLA24390	103	QRCEAL224300	107
QRBDH58MR	120	QRC732DHH	139, 142	QRCCDLA24396	103	QRCEAL224306	107
QRC332DHF	132, 133	QRC732DHI	140	QRCCDLA33660	104	QRCEAL224312	107
QRC332F	126, 127	QRC732DHP	140, 142	QRCCDLA33666	104	QRCEAL224318	107
QRC333DHF	132, 133	QRC732G	130, 131	QRCCDLA33690	104	QRCEAL224324	107
QRC333F	126, 127	QRC732P	130, 131	QRCCDLA34260	104	QRCEAL224330	107
QRC362DHF	132, 133	QRC733DHC	139, 141	QRCCDLA34266	104	QRCEAL224336	107
QRC362F	126, 127	QRC733DHH	139, 142	QRCCDLA34272	104	QRCEAL224342	107
QRC363DHF	132, 133	QRC733DHI	140	QRCCDLA34278	104	QRCEAL224348	107
QRC363F	126, 127	QRC733DHP	140, 142	QRCCDLA34284	104	QRCEAL224354	107
QRC612DHC (L/R)	134, 136	QRC733G	130, 131	QRCCDLA34290	104	QRCEAL224360	107
QRC612DHD (L/R)	134	QRC733P	130, 131	QRCCDLA34296	104	QRCEAL224366	107
QRC612DHP (L/R)	135, 137	QRC761B	130, 131	QRCCDLA34296	104	QRCEAL224372	107
QRC612G	128, 129	QRC761DHBM	141	QRCCDLA34300	104	QRCEAL224378	107
QRC612P	128, 129	QRC761DHBW	138	QRCCDLA34306	104	QRCEAL224384	107
QRC613DHC (L/R)	134, 136	QRC762DHC	139, 141	QRCCDLA34312	104	QRCEAL224390	107
QRC613DHD (L/R)	134	QRC762DHH	139, 142	QRCCDLA34318	104	QRCEAL224396	107
QRC613DHP (L/R)	135, 137	QRC762DHI	140	QRCCDLA34324	104	QRCEAL224402	107
QRC613G	128, 129	QRC762DHP	140, 142	QRCCDLA34330	104	QRCEAL224408	107
QRC613P	128, 129	QRC762G	130, 131	QRCCDLA34336	104	QRCEAL224414	107
QRC632DHC	134, 136	QRC762P	130, 131	QRCCDLA34342	104	QRCEAL224420	107
QRC632DHD	134	QRC763DHC	139, 141	QRCCDLA34348	104	QRCEAL224426	107
QRC632DHE (L/R)	134, 136	QRC763DHH	139, 142	QRCCDLA34354	104	QRCEAL224432	107
QRC632DHI	135, 137	QRC763DHI	140	QRCCDLA34360	104	QRCEAL224438	107
QRC632DHP	135, 137	QRC763DHP	140, 142	QRCCDLA34366	104	QRCEAL224444	107
QRC632G	128, 129	QRC763G	130, 131	QRCCDLA34372	104	QRCEAL224450	107
QRC632P	128, 129	QRC763P	130, 131	QRCCDLA34378	104	QRCEAL224456	107
QRC633DHC	134, 136	QRCA 363623	112	QRCCDLA34384	104	QRCEAL224462	107
QRC633DHD	134	QRCA 363632	112	QRCCDLA34390	104	QRCEAL224468	107
QRC633DHE (L/R)	134, 136	QRCA 364223	112	QRCCDLA34396	104	QRCEAL224474	107
QRC633DHH	135, 137	QRCA 364232	112	QRCCDLA34402	104	QRCEAL224480	107
QRC633DHI	135	QRCA 423623	112	QRCCDLA34408	104	QRCEAL224486	107
QRC633DHP	135, 137	QRCA 423632	112	QRCCDLA34414	104	QRCEAL224492	107
QRC633G	128, 129	QRCA 424223	112	QRCCDLA34420	104	QRCEAL224498	107
QRC633P	128, 129	QRCA 424232	112	QRCCDLA34426	104	QRCEAL224504	107
QRC662DHC	134, 136	QRCA 424233	112	QRCCDLA34432	104	QRCEAL224510	107
QRC662DHD	134	QRCA 424823	112	QRCCDLA34438	104	QRCEAL224516	107
QRC662DHE (L/R)	134, 136	QRCA 424832	112	QRCCDLA34444	104	QRCEAL224522	107
QRC662DHI	135, 137	QRCA 484223	112	QRCCDLA34450	104	QRCEAL224528	107
QRC662DHP	135, 137	QRCA 484232	112	QRCCDLA34456	104	QRCEAL224534	107
QRC662G	128, 129	QRCA 484823	112	QRCCDLA34462	104	QRCEAL224540	107
QRC662P	128, 129	QRCA 484832	112	QRCCDLA34468	104	QRCEAL224546	107
		QRCA 484833	112	QRCCDLA34474	104	QRCEAL224552	107
		QRCA 484833	112	QRCCDLA34480	104	QRCEAL224558	107
		QRCA 484833	112	QRCCDLA34486	104	QRCEAL224564	107
		QRCA 484833	112	QRCCDLA34492	104	QRCEAL224570	107
		QRCA 484833	112	QRCCDLA34498	104	QRCEAL224576	107
		QRCA 484833	112	QRCCDLA34504	104	QRCEAL224582	107
		QRCA 484833	112	QRCCDLA34510	104	QRCEAL224588	107
		QRCA 484833	112	QRCCDLA34516	104	QRCEAL224594	107
		QRCA 484833	112	QRCCDLA34522	104	QRCEAL224600	107
		QRCA 484833	112	QRCCDLA34528	104	QRCEAL224606	107
		QRCA 484833	112	QRCCDLA34534	104	QRCEAL224612	107
		QRCA 484833	112	QRCCDLA34540	104	QRCEAL224618	107
		QRCA 484833	112	QRCCDLA34546	104	QRCEAL224624	107
		QRCA 484833	112	QRCCDLA34552	104	QRCEAL224630	107
		QRCA 484833	112	QRCCDLA34558	104	QRCEAL224636	107
		QRCA 484833	112	QRCCDLA34564	104	QRCEAL224642	107
		QRCA 484833	112	QRCCDLA34570	104	QRCEAL224648	107
		QRCA 484833	112	QRCCDLA34576	104	QRCEAL224654	107
		QRCA 484833	112	QRCCDLA34582	104	QRCEAL224660	107
		QRCA 484833	112	QRCCDLA34588	104	QRCEAL224666	107
		QRCA 484833	112	QRCCDLA34594	104	QRCEAL224672	107
		QRCA 484833	112	QRCCDLA34600	104	QRCEAL224678	107
		QRCA 484833	112	QRCCDLA34606	104	QRCEAL224684	107
		QRCA 484833	112	QRCCDLA34612	104	QRCEAL224690	107
		QRCA 484833	112	QRCCDLA34618	104	QRCEAL224696	107
		QRCA 484833	112	QRCCDLA34624	104	QRCEAL224702	107
		QRCA 484833	112	QRCCDLA34630	104	QRCEAL224708	107
		QRCA 484833	112	QRCCDLA34636	104	QRCEAL224714	107
		QRCA 484833	112	QRCCDLA34642	104	QRCEAL224720	107
		QRCA 484833	112	QRCCDLA34648	104	QRCEAL224726	107
		QRCA 484833	112	QRCCDLA34654	104	QRCEAL224732	107
		QRCA 484833	112	QRCCDLA34660	104	QRCEAL224738	107
		QRCA 484833	112	QRCCDLA34666	104	QRCEAL224744	107
		QRCA 484833	112	QRCCDLA34672	104	QRCEAL224750	107
		QRCA 484833	112	QRCCDLA34678	104	QRCEAL224756	107
		QRCA 484833	112	QRCCDLA34684	104	QRCEAL224762	107
		QRCA 484833	112	QRCCDLA34690	104	QRCEAL224768	107
		QRCA 484833	112	QRCCDLA34696	104	QRCEAL224774	107
		QRCA 484833	112	QRCCDLA34702	104	QRCEAL224780	107
		QRCA 484833	112	QRCCDLA34708	104	QRCEAL224786	107
		QRCA 484833	112	QRCCDLA34714	104	QRCEAL224792	107
		QRCA 484833	112	QRCCDLA34720	104	QRCEAL224798	107
		QRCA 484833	112	QRCCDLA34726	104	QRCEAL224804	107
		QRCA 484833	112	QRCCDLA34732	104	QRCEAL224810	107
		QRCA 484833	112	QRCCDLA34738	104	QRCEAL224816	107
		QRCA 484833	112	QRCCDLA34744	104	QRCEAL224822	107
		QRCA 484833	112	QRCCDLA34750	104	QRCEAL224828	107
		QRCA 484833	112	QRCCDLA34756	104	QRCEAL224834	107
		QRCA 484833	112	QRCCDLA34762	104	QRCEAL224840	107
		QRCA 484833	112	QRCCDLA34768	104	QRCEAL224846	107
		QRCA 484833	112	QRCCDLA34774	104	QRCEAL224852	107
		QRCA 484833	112	QRCCDLA34780	104	QRCEAL224858	107
		QRCA 484833	112	QRCCDLA34786	104	QRCEAL224864	107
		QRCA 484833	112	QRCCDLA34792	104	QRCEAL224870	107
		QRCA 484833	112	QRCCDLA34798	104	QRCEAL224876	107
		QRCA 484833	112	QRCCDLA34804	104	QRCEAL224882	107
		QRCA 484833	112	QRCCDLA34810	104	QRCEAL224888	107
		QRCA 484833	112	QRCCDLA34816	104	QRCEAL224894	107
		QRCA 484833	112	QRCCDLA34822	104	QRCEAL224900	107
		QRCA 484833	112	QRCCDLA34828	104	QRCEAL224906	107
		QRCA 484833	112	QRCCDLA34834	104	QRCEAL224912	107
		QRCA 484833	112	QRCCDLA34840	104	QRCEAL224918	107
		QRCA 484833	112	QRCCDLA34846	104	QRCEAL224924	107
		QRCA 484833	112	QRCCDLA34852	104	QRCEAL224930	107
		QRCA 484833	112	QRCCDLA34858	104	QRCEAL224936	107
		QRCA 484833	112	QRCCDLA34864	104	QRCEAL224942	107
		QRCA 484833	112	QRCCDLA34870	104	QRCEAL224948	107
		QRCA 484833	112	QRCCDLA34876	104	QRCEAL224954	107
		QRCA 484833	112	QRCCDLA34882	104	QRCEAL224960	107
		QRCA 484833	112	QRCCDLA34888	104	QRCEAL224966	107
		QRCA 484833	112	QRCCDLA34894	104	QRCEAL224972	107
		QRCA 484833	112	QRCCDLA34900	104	QRCEAL224978	107
		QRCA 484833	112	QRCCDLA34906	104	QRCEAL224984	107
		QRCA 484833	112	QRCCDLA34912	104	QRCEAL224990	107
		QRCA 484833	112	QRCCDLA34918	104	QRCEAL224996	107
		QRCA 484833	112	QRCCDLA34924	104	QRCEAL225002	107
		QRCA 484833	112	QRCCDLA34930	104	QRCEAL225008	107
		QRCA 484833	112	QRCCDLA34936	104		

<i>pattern no.</i>	<i>page</i>	<i>pattern no.</i>	<i>page</i>	<i>pattern no.</i>	<i>page</i>	<i>pattern no.</i>	<i>page</i>
QRKA 424823	110	QRMPB7230	109	QROAH78T1DH	153	QROBF66S0	147
QRKA 424832	110	QRMPB7236	109	QROAH84T0	143	QROBF66S0DH	157
QRKA 484223	110	QRMPB7830	109	QROAH84T0DH	150	QROBF66S1	148
QRKA 484232	110	QRMPB7836	109	QROAH84T1	145	QROBF66S1DH	160
QRKA 484823	110	QRMPB8436	109	QROAH84T1DH	153	QROBF78S0	147
QRKA 484832	110	QRMPB9636	109	QROAO30BM	163	QROBF78S0DH	157
QRKA 484833	110	QROAF30S0	144	QROAO30BW	162	QROBF78S1	148
QRKB 363623	111	QROAF30S0DH	151	QROAO30DHBM	163	QROBF78S1DH	160
QRKB 363632	111	QROAF30S1	145	QROAO30DHBW	162	QROBF90S0	147
QRKB 364223	111	QROAF30S1DH	154	QROAO30T0	143	QROBF90S0DH	157
QRKB 364232	111	QROAF36S0	144	QROAO30T0DH	149	QROBF90S1	148
QRKB 423623	111	QROAF36S0DH	151	QROAO30T1	144	QROBF90S1DH	160
QRKB 423632	111	QROAF36S1	145	QROAO30T1DH	152	QROBH30T0	146
QRKB 424223	111	QROAF36S1DH	154	QROAO36BM	163	QROBH30T0DH	156
QRKB 424232	111	QROAF42S0	144	QROAO36BW	162	QROBH30T1	148
QRKB 424233	111	QROAF42S0DH	151	QROAO36DHBM	163	QROBH30T1DH	159
QRKB 424823	111	QROAF42S1	145	QROAO36DHBW	162	QROBH36T0	146
QRKB 424832	111	QROAF42S1DH	154	QROAO36T0	143	QROBH36T0DH	156
QRKB 484223	111	QROAF48S0	144	QROAO36T0DH	149	QROBH36T1	148
QRKB 484232	111	QROAF48S0DH	151	QROAO36T1	144	QROBH36T1DH	159
QRKB 484823	111	QROAF48S1	145	QROAO36T1DH	152	QROBH42T0	146
QRKB 484832	111	QROAF48S1DH	154	QROAO42T0	143	QROBH42T0DH	156
QRKB 484833	111	QROAF54S0	144	QROAO42T0DH	149	QROBH42T1	148
QRM9A5430 N	108	QROAF54S0DH	151	QROAO42T1	144	QROBH42T1DH	159
QRM9A5436 N	108	QROAF54S1	145	QROAO42T1DH	152	QROBH48T0	146
QRM9A6030 N	108	QROAF54S1DH	154	QROAO48T0	143	QROBH48T0DH	156
QRM9A6036 N	108	QROAF66S0	144	QROAO48T0DH	149	QROBH48T1	148
QRM9A6630	108	QROAF66S0DH	151	QROAO48T1	144	QROBH48T1DH	159
QRM9A6636	108	QROAF66S1	145	QROAO48T1DH	152	QROBH54T0	146
QRM9A7230	108	QROAF66S1DH	154	QROAO54T0	143	QROBH54T0DH	156
QRM9A7236	108	QROAF78S0	144	QROAO54T0DH	149	QROBH54T1	148
QRM9A7830	108	QROAF78S0DH	151	QROAO54T1	144	QROBH54T1DH	159
QRM9A7836	108	QROAF78S1	145	QROAO54T1DH	152	QROBH66T0	146
QRM9A8436	108	QROAF78S1DH	154	QROAO66T0	143	QROBH66T0DH	156
QRM9A9636	108	QROAF90S0	144	QROAO66T0DH	149	QROBH66T1	148
QRM9B5430 N	109	QROAF90S0DH	151	QROAO66T1	144	QROBH66T1DH	159
QRM9B5436 N	109	QROAF90S1	145	QROAO66T1DH	152	QROBH78T0	146
QRM9B6030 N	109	QROAF90S1DH	154	QROAO78T0	143	QROBH78T0DH	156
QRM9B6036 N	109	QROAH30T0	143	QROAO78T0DH	149	QROBH78T1	148
QRM9B6630	109	QROAH30T0DH	150	QROAO78T1	144	QROBH78T1DH	159
QRM9B6636	109	QROAH30T1	145	QROAO78T1DH	152	QROBH84T0	146
QRM9B7230	109	QROAH30T1DH	153	QROAO84T0	143	QROBH84T0DH	156
QRM9B7236	109	QROAH36T0	143	QROAO84T0DH	149	QROBH84T1	148
QRM9B7830	109	QROAH36T0DH	150	QROAO84T1	144	QROBH84T1DH	159
QRM9B7836	109	QROAH36T1	145	QROAO84T1DH	152	QROBO30BM	163
QRM9B8436	109	QROAH36T1DH	153	QROBF30S0	147	QROBO30BW	162
QRM9B9636	109	QROAH42T0	143	QROBF30S0DH	157	QROBO30DHBM	163
QRMPA5430 N	108	QROAH42T0DH	150	QROBF30S1	148	QROBO30DHBW	162
QRMPA5436 N	108	QROAH42T1	145	QROBF30S1DH	160	QROBO30T0	146
QRMPA6030 N	108	QROAH42T1DH	153	QROBF36S0	147	QROBO30T0DH	155
QRMPA6036 N	108	QROAH48T0	143	QROBF36S0DH	157	QROBO30T1	147
QRMPA6630	108	QROAH48T0DH	150	QROBF36S1	148	QROBO30T1DH	158
QRMPA6636	108	QROAH48T1	145	QROBF36S1DH	160	QROBO36BM	163
QRMPA7230	108	QROAH48T1DH	153	QROBF42S0	147	QROBO36BW	162
QRMPA7236	108	QROAH54T0	143	QROBF42S0DH	157	QROBO36DHBM	163
QRMPA7830	108	QROAH54T0DH	150	QROBF42S1	148	QROBO36DHBW	162
QRMPA7836	108	QROAH54T1	145	QROBF42S1DH	160	QROBO36T0	146
QRMPA8436	108	QROAH54T1DH	153	QROBF48S0	147	QROBO36T0DH	155
QRMPA9636	108	QROAH66T0	143	QROBF48S0DH	157	QROBO36T1	147
QRMPB5430 N	109	QROAH66T0DH	150	QROBF48S1	148	QROBO36T1DH	158
QRMPB5436 N	109	QROAH66T1	145	QROBF48S1DH	160	QROBO42T0	146
QRMPB6030 N	109	QROAH66T1DH	153	QROBF54S0	147	QROBO42T0DH	155
QRMPB6036 N	109	QROAH78T0	143	QROBF54S0DH	157	QROBO42T1	147
QRMPB6630	109	QROAH78T0DH	150	QROBF54S1	148	QROBO42T1DH	158
QRMPB6636	109	QROAH78T1	145	QROBF54S1DH	160	QROBO48T0	146

<i>pattern no.</i>	<i>page</i>	<i>pattern no.</i>	<i>page</i>	<i>pattern no.</i>	<i>page</i>	<i>pattern no.</i>	<i>page</i>
QROBO48T0DH	155	QRSA544	95	QRSAEC8536	115	QRSB1142	98
QROBO48T1	147	QRSA784	95	QRSAEC8618	116	QRSB1143	98
QROBO48T1DH	158	QRSA844	95	QRSAEC8636	116	QRSB1144	98
QROBO54T0	146	QRSA904	95	QRSAEC9118	115	QRSB1201	98
QROBO54T0DH	155	QRSA964	95	QRSAEC9136	115	QRSB1202	98
QROBO54T1	147	QRSAC10218	101	QRSAEC9218	116	QRSB1203	98
QROBO54T1DH	158	QRSAC10818	101	QRSAEC9236	116	QRSB1204	98
QROBO66T0	146	QRSAC3018	101	QRSAEC9718	115	QRSB161-N	98
QROBO66T0DH	155	QRSAC3618	101	QRSAEC9736	115	QRSB162-N	98
QROBO66T1	147	QRSAC3636	101	QRSAEC9818	116	QRSB163-N	98
QROBO66T1DH	158	QRSAC4218	101	QRSAEC9836	116	QRSB484	98
QROBO78T0	146	QRSAC4236	101	QRSAP1041	96	QRSB544	98
QROBO78T0DH	155	QRSAC4818	101	QRSAP1042	96	QRSB784	98
QROBO78T1	147	QRSAC5418	101	QRSAP1043	97	QRSB844	98
QROBO78T1DH	158	QRSAC5436	101	QRSAP1101	96	QRSB904	98
QROBO84T0	146	QRSAC6018	101	QRSAP1102	96	QRSB964	98
QROBO84T0DH	155	QRSAC6036	101	QRSAP1103	97	QRSBC10218	102
QROBO84T1	147	QRSAC6618	101	QRSAP261	96	QRSBC10818	102
QROBO84T1DH	158	QRSAC6636	101	QRSAP262	96	QRSBC3018	102
QROMH24S0	161	QRSAC7218	101	QRSAP263	96	QRSBC3618	102
QROMH42S0	161	QRSAC7236	101	QRSAP321	96	QRSBC3636	102
QROMH48S0	161	QRSAC7818	101	QRSAP322	96	QRSBC4218	102
QROMH54S0	161	QRSAC7836	101	QRSAP323	96	QRSBC4236	102
QROMH66S0	161	QRSAC8418	101	QRSAP381	96	QRSBC4818	102
QROMH78S0	161	QRSAC8436	101	QRSAP382	96	QRSBC5418	102
QROMH84S0	161	QRSAC9018	101	QRSAP383	96	QRSBC5436	102
QROMH90S0	161	QRSAC9036	101	QRSAP441	96	QRSBC6018	102
QROMH96S0	161	QRSAC9618	101	QRSAP442	96	QRSBC6036	102
QROPH24S0	161	QRSAEC10318	115	QRSAP443	97	QRSBC6618	102
QROPH42S0	161	QRSAEC10336	115	QRSAP501	96	QRSBC6636	102
QROPH48S0	161	QRSAEC10418	116	QRSAP502	96	QRSBC7218	102
QROPH54S0	161	QRSAEC10436	116	QRSAP503	97	QRSBC7236	102
QROPH84S0	161	QRSAEC10918	115	QRSAP561	96	QRSBC7818	102
QRP231J	124, 125	QRSAEC10936	115	QRSAP562	96	QRSBC7836	102
QRP232J	124, 125	QRSAEC11018	116	QRSAP563	97	QRSBC8418	102
QRP261J	124, 125	QRSAEC11036	116	QRSAP621	96	QRSBC8436	102
QRP262J	124, 125	QRSAEC3118	115	QRSAP622	96	QRSBC9018	102
QRPAB17UK	122	QRSAEC3136	115	QRSAP623	97	QRSBC9036	102
QRPDHB17UK	123	QRSAEC3218	116	QRSAP681	96	QRSBC9618	102
QRPHTB2424	165	QRSAEC3236	116	QRSAP682	96	QRSBP1041	99
QRPHTB3624	165	QRSAEC3718	115	QRSAP683	97	QRSBP1042	99
QRPHTB4824	165	QRSAEC3736	115	QRSAP741	96	QRSBP1043	100
QRPHTB5424	165	QRSAEC3818	116	QRSAP742	96	QRSBP1101	99
QRPHTB6024	165	QRSAEC3836	116	QRSAP743	97	QRSBP1102	99
QRPHTB7224	165	QRSAEC4318	115	QRSAP801	96	QRSBP1103	100
QRSA1021	95	QRSAEC4336	115	QRSAP802	96	QRSBP261	99
QRSA1022	95	QRSAEC4418	116	QRSAP803	97	QRSBP262	99
QRSA1023	95	QRSAEC4436	116	QRSAP861	96	QRSBP263	99
QRSA1024	95	QRSAEC6118	115	QRSAP862	96	QRSBP321	99
QRSA1081	95	QRSAEC6136	115	QRSAP863	97	QRSBP322	99
QRSA1082	95	QRSAEC6218	116	QRSAP921	96	QRSBP323	99
QRSA1083	95	QRSAEC6236	116	QRSAP922	96	QRSBP381	99
QRSA1084	95	QRSAEC6718	115	QRSAP923	97	QRSBP382	99
QRSA1141	95	QRSAEC6736	115	QRSAP981	96	QRSBP383	99
QRSA1142	95	QRSAEC6818	116	QRSAP982	96	QRSBP441	99
QRSA1143	95	QRSAEC6836	116	QRSAP983	97	QRSBP442	99
QRSA1144	95	QRSAEC7318	115	QRSB1021	98	QRSBP443	100
QRSA1201	95	QRSAEC7336	115	QRSB1022	98	QRSBP501	99
QRSA1202	95	QRSAEC7418	116	QRSB1023	98	QRSBP502	99
QRSA1203	95	QRSAEC7436	116	QRSB1024	98	QRSBP503	100
QRSA1204	95	QRSAEC7918	115	QRSB1081	98	QRSBP561	99
QRSA161-N	95	QRSAEC7936	115	QRSB1082	98	QRSBP562	99
QRSA162-N	95	QRSAEC8018	116	QRSB1083	98	QRSBP563	100
QRSA163-N	95	QRSAEC8036	116	QRSB1084	98	QRSBP621	99
QRSA484	95	QRSAEC8518	115	QRSB1141	98	QRSBP622	99

<i>pattern no.</i>	<i>page</i>	<i>pattern no.</i>	<i>page</i>
QRSBP623	100	RTLT5E85	164
QRSBP681	99		
QRSBP682	99		
QRSBP683	100		
QRSBP741	99		
QRSBP742	99		
QRSBP743	100		
QRSBP801	99		
QRSBP802	99		
QRSBP803	100		
QRSBP861	99		
QRSBP862	99		
QRSBP863	100		
QRSBP921	99		
QRSBP922	99		
QRSBP923	100		
QRSBP981	99		
QRSBP982	99		
QRSBP983	100		
QRTA2424	118		
QRTA3030	118		
QRTA5454	118		
QRTB2424	118		
QRTB3030	118		
QRTB5454	118		
QRWHTB2424	165		
QRWHTB5424	165		
QRWHTB6024	165		
QRWHTB7224	165		
QRWSU34	94		
QRWSU42	94		
QRWSU49	94		
QRWSU64	94		
QRWSU79	94		
QRWSUH34	94		
QRWSUH42	94		
QRWSUH49	94		
QRWSUH64	94		
QRWSUH79	94		
QS990981	93		
QS994873	92		
QS9A5986	93		
QS9A8002	92		
QS9A8003	92		
QS9B2960	92		
QS9G2320	93		
QS9G2321	93		
QS9G2425	93		
QS9G5498	92		
QS9G5499	92		
QS9G5875	92		
QS9G5876	92		
RBC18 (L/R)	117		
RBCC	117		
RTAT5E19	171		
RTAT5E25	171		
RTAT5E37	171		
RTAT5E49	171		
RTAT5E61	171		
RTLT5E19	164		
RTLT5E25	164		
RTLT5E37	164		
RTLT5E49	164		
RTLT5E61	164		
RTLT5E73	164		

Selling Policy

	<p>This Selling Policy supercedes all previous selling policies. Prices, discounts and product offerings are subject to change without notice.</p>
Terms & Conditions of Sales	<p>Sales by Knoll, Inc. or Knoll North America Corp. ("Seller") of Knoll Product Lines (hereinafter "Products") within the United States and Canada are made only on the terms which are contained in this Selling Policy. Seller hereby gives notice of its objection to any different or additional terms and conditions. This sale is expressly conditional upon Purchaser's assent to the terms and conditions set forth below. Additional terms and conditions may apply to KnollStudio and KnollTextiles orders. These terms and conditions may be modified or supplemented only by a written document signed by an authorized representative of Seller. These terms and conditions supercede any prior and/or contemporaneous agreements or correspondence between Purchaser and Seller. Written quotations expire thirty (30) days from the date of issuance and can be withdrawn by written notice anytime during that period. Where Purchaser and Seller have entered into the Knoll Electronic Terms and Conditions, all orders, acknowledgements, invoices and other business communications placed or transmitted in accordance with the Knoll Electronic Terms and Conditions shall be deemed to be in writing and signed and shall be valid for all purposes as if they were originated and maintained in documentary form.</p>
Ordering Information	<p>All orders must be in writing. The product pattern number(s) contained on Seller's order acknowledgement shall be the final expression of the order.</p>
Order Confirmation	<p>A purchase order is not binding on Seller until Purchaser has received Seller's order confirmation or acknowledgment.</p>
Pricing Policies	<p>List prices are subject to change without notice.</p> <p>List prices shall be those prices in effect on the date of receipt of a complete purchase order unless shipment is requested more than ninety (90) days after order entry in which case prices in effect on the date of shipment apply. List prices include specified freight costs. Unless specified in writing by Seller, no other charges are included in Seller's list prices.</p>
Taxes	<p>All sales, use, excise and other taxes applicable to the sale of the Products shall be paid by Purchaser. If Purchaser claims an exemption from any tax, Purchaser shall submit to Seller the appropriate exemption certificates.</p>
Terms of Payment	<p>Payment for one hundred percent (100%) of the net order amount is due within thirty (30) days of the date of invoice, which is generally issued upon shipment. In case of any discrepancies, such as shortages, and Seller is notified in writing within ten (10) days of receipt of Product, only that portion may be deducted and the balance paid. For orders greater than \$100,000 net, a fifty percent (50%) deposit is due at the time of order placement, with the remainder due within thirty (30) days of the date of invoice.</p> <p>KnollStudio orders less than \$2,000 require payment for one hundred percent (100%) of the net order amount (including any applicable sales tax and charges for inside delivery, special packaging, etc.), due at time of order placement. For KnollStudio orders greater than \$2,000, a one-half (50%) deposit is due at time of order placement with the remainder (including any applicable sales tax and charges for inside delivery, special packaging, etc.) due prior to shipment.</p> <p>If, in the judgment of Seller, Purchaser's financial condition does not justify the terms of the payment, Seller may require full or partial payment in advance.</p> <p>Past due accounts shall be charged one and one-half percent (1.5%) per month, or the highest rate permitted by law, whichever is less, and will be added to the outstanding balance. In the event Purchaser defaults on payment, Purchaser shall be liable for all collection costs, including reasonable attorney's fees and costs.</p>
Changes and Cancellation	<p>Purchase orders may not be changed or cancelled, in whole or in part, without prior written consent of Seller. Changes may effect delivery dates. Expenses incurred because of changes shall be charged to Purchaser. In the event of cancellations, Purchaser will be liable for reasonable cancellation charges established by Seller. Orders for special Product, orders including "COM" (hereinafter defined) material and orders pursuant to expedited delivery programs, may not be canceled.</p>
Freight Prepaid	<p>Freight is prepaid and included in the price of all Products, except KnollTextiles, within the 48 contiguous United States for orders placed with Knoll, Inc. and within Canada, excluding the Yukon, Northwest Territories, Nunavut and Newfoundland for orders placed with Knoll North America Corp. Packing is tested for rigorous motion and transportation but is not guaranteed to protect furniture from all conditions. If special packaging is required for any reason, please consult with your sales representative or dealer. Seller shall select the method of shipment and routing. Freight for all KnollTextiles orders is prepaid and added to the invoice.</p>
Delivery/Freight Charges	<p>Shipments outside the contiguous 48 United States and Canada shall be shipped F.O.B. Origin.</p> <p>For shipments outside the contiguous United States and Canada, Purchaser is responsible for the cost of freight from point of embarkation, including any handling and transportation charges incidental to loading at the point of departure and unloading at the final destination.</p> <p>Conditions beyond the control of Seller, including weather, available facilities and traffic conditions, may affect exact time of delivery. Seller shall not be responsible for specific carrier delivery date or time unless it has made a specific delivery commitment, in writing.</p> <p>Nonstandard methods of shipment and/or additional services are available upon request. Purchaser will be billed for the differential cost of any special services in excess of standard surface carrier freight costs. Premium charges, at Purchaser's request, will be added for airfreight, exclusive use of vehicle and extra, export or special packaging. Accessorial charges will be added for inside delivery, extra labor, reassignment and redelivery.</p> <p>Partial shipments may be made and invoiced by Seller.</p>
Claims	<p>All shipments for Knoll Products within the contiguous United States and Canada are F.O.B. Origin. All risk of loss passes to Purchaser at time of delivery to carrier. Purchaser shall inspect all Products upon receipt and notify Seller within ten (10) working days after receipt of any damage or defects which are, or should be, apparent from an inspection of the Product and its packaging. Failure of Purchaser to notify Seller during the ten (10) working day period shall constitute acceptance of the Products and waiver of any apparent defects, errors or shortages. For all claims relating to Product damaged in transit or for any other claims relating to or arising out of the transportation of the Product, Purchaser must seek recovery from the carrier and Seller has no liability to Purchaser for such claims. Seller may, upon request, assist Purchaser with filing of such claims with the carrier, but Seller will not be liable for any of these transportation related claims.</p>
Seller's Security Interest	<p>Until Seller receives the full payment for the Product, Seller shall have a security interest in the Product. Purchaser agrees to perform all acts, including but not limited to the execution and filing of documentation, which may be necessary to perfect and assure the security interest of Seller.</p>
Returns	<p>The return of Products without a written authorization by Seller shall not be accepted. To receive authorization for Product return, please call Customer Service. All Products that are returned pursuant to a valid authorization shall be subject to a twenty-five percent (25%) of list restocking charge. Products not currently offered for sale by Seller (including COM) shall not be authorized for return. All returned Products must be unused, in original condition and in the original Seller packing cartons. No refund or credit shall be given for damaged Products.</p>
Held Orders/Storage	<p>If Purchaser requests that an order be held or delayed, prices and terms and conditions in effect at the time of shipment shall apply. If Purchaser requests a delay after the time when Seller can defer production, Purchaser will be invoiced for the Product, payable in accordance with standard terms, when the order is ready for shipment. Seller may transfer the Product to storage, in which case all expenses incurred in connection with storage, including demurrage, preparation for storage, storage charges and handling shall be payable by Purchaser upon submission of invoices by Seller. Risk of loss to the Product shall pass to the Purchaser upon delivery of the Product into storage.</p>

Selling Policy

Customer's Own Material	<p>A Purchaser who requests a fabric or other surface material not standard to Seller's line of Products ("COM") must submit samples of the requested material to Seller prior to entry of a purchaser order. Seller shall determine if the material is suitable to its manufacturing processes and meets any requirements of Underwriters Laboratories. If the COM is acceptable, Seller will then establish a price for using the COM or the Product in question. For a description of the procedures for submitting samples and testing, contact customer resources or your sales representative. Seller shall have no responsibility for the appearance, condition, performance, durability, colorfastness or any other physical attribute of the COM. Purchaser shall indemnify and hold Seller harmless for any damages, injuries or losses arising out of or related to use of the COM on the Product.</p>
Warranty	<p>Seller warrants to the original Purchaser only that the Products Seller manufactures and sells to Purchaser are free of defects in workmanship and materials, during the applicable warranty period set forth below.</p> <p>Warranty period set forth below is for 24-hour, 7 days a week, multi shift use (includes parts and labor to repair).</p> <p>Should any failure to conform with this limited warranty appear to a Product listed below during the applicable warranty period from the date of shipment, Seller shall, upon prompt written notice, repair or replace, at its option and costs, the affected part or parts.</p> <p><i>Product and Period of Warranty</i></p> <p><i>Lifetime: Antenna Workspaces, AutoStrada, Calibre, Crinion Open Table, Currents, Dividends Horizon, Morrison, Reff Profiles laminate, Series 2 Storage, Template and other non-wood components (except cascade edge worksurfaces, operational parts, controls, electrical, Lighting, Series 2 Veneer Front Storage, special or custom products, see below)</i></p> <p><i>12 Years: Chadwick, Essentials Work Chairs, Generation by Knoll, Life, Moment, MultiGeneration by Knoll, ReGeneration by Knoll, Remix, and Toboggan seating (except seating upholstery, textiles, leathers and finishes, see below).</i></p> <p><i>10 Years: Anchor Storage except digital keypad lock, Antenna Workspaces, AutoStrada, Crinion Open Table, Dividends Horizon, Dividends Horizon Satellite Surfaces, Reff Profiles, Template wood components, Series 2 Veneer Front Storage, cascade edge worksurfaces, Wood Casegoods (The Graham Collection) (except wood casegoods upholstered surfaces, see below), Reuter overheads, Reuter vertical storage, KnollExtra Sapper Monitor Arm Collection, Sapper XYZ Monitor Arm, Adjustable keyboard mechanisms and platforms, Communication Boards (except fabric board textiles, see below), Smokador collection (except leathers, see below), and Orchestra Universal Systems Accessories, k. lounge structural components.</i></p> <p><i>5 Years: Operational parts, controls, electrical, Lighting (except light ballasts, bulbs and power supply, see below), special or custom product, wood veneer products, Currents handcrank, Interaction Counterforce, KnollStudio, Spark Series seating structural elements, structural elements of all KnollStudio outdoor products including all Richard Schultz designed products, KnollExtra CPU storage and all universal storage drawers and Power Collection, Tone Tables.</i></p> <p><i>3 Years: Seating upholstery, textiles, leathers and finishes. Fabric boards textiles and Smokador Collection leathers.</i></p> <p><i>2 Years: Anchor Storage digital keypad lock, all other KnollExtra product</i></p> <p><i>1 Year: Light ballasts, bulbs and power supply, seating upholstered armpads and soft armpads, wood casegoods upholstered surfaces. KnollStudio, outdoor product finishes, k. lounge upholstery and k. lounge fabric.</i></p> <p>This warranty does not apply to:</p> <ul style="list-style-type: none">• Damage caused by a carrier other than the Seller.• Normal wear and tear or acts or omissions of parties other than Seller (including user modification, improper use or installation of Products).• COM or other third party materials applied to Products.• Products not installed by or under the auspices of a Knoll Dealer.• Dramatic temperature variations or exposure to unusual conditions.• Changes in surface finishes, including colorfastness due to aging or exposure to light.• Except as specifically noted above, textiles and upholstery supplied by <i>KnollTextiles</i> (consult current <i>KnollTextiles</i> price list for applicable warranty). <p>Natural variations occurring in wood, marble, and leather shall not be considered defects, and the Seller does not guarantee the colorfastness or matching of the colors, grains or textures, or surface hardness of such materials. The Seller also does not guarantee the colorfastness of fiberglass panel surfaces. THE EXPRESS WARRANTIES CONTAINED HEREIN ARE IN LIEU OF ALL OTHER WARRANTIES, EXPRESS OR IMPLIED, INCLUDING ANY WARRANTIES OF MERCHANTABILITY AND FITNESS FOR PARTICULAR PURPOSE AND ALL OTHER WARRANTIES ARISING FROM COURSE OF DEALING OR USAGE OF TRADE.</p> <p>The remedies provided above are the Purchaser's sole remedies for any failure of Seller to comply with its obligations regarding the workmanship of its Products. Correction of any nonconformity in the manner and for the period of time provided shall constitute complete fulfillment of all liabilities of Seller, with respect to or arising out of the Product furnished hereunder.</p>
Delay/Force Majeure	<p>Seller shall not be liable for failure to perform or for delay in performance due to fire, flood, strike or other labor difficulty, act of God, act of any governmental authority or of the Purchaser, riot, embargo, fuel or energy shortage, wrecks or delay in transportation, inability to obtain necessary labor, materials or manufacturing facilities from usual sources or failure of suppliers to meet their contractual obligations, or due to any cause beyond its reasonable control. If any such event occurs, Seller may extend delivery dates by a period of time necessary to overcome the effect of such delay, allocate available Product or cancel any purchase order.</p>
Compliance with Law	<p>PURCHASER IS SOLELY RESPONSIBLE FOR COMPLIANCE WITH ALL APPLICABLE FEDERAL, STATE AND LOCAL LAWS, ORDINANCES, REGULATIONS, RULES AND STANDARDS RELATING TO THE INSTALLATION, MAINTENANCE, USE AND OPERATION OF THE PRODUCTS.</p>
Patents	<p>Subject to the following provisions, Seller shall, at its own expense, defend or, at its option, settle any claim, suit or proceeding brought against the Purchaser, and/or its vendees, mediate and immediate, so far as based on an allegation that any Product or any part thereof furnished hereunder constitutes a direct or a contributory infringement of any claim of any patent of the United States or Canada. This obligation shall be effective only if Purchaser shall have made all payments then due hereunder and if Seller is notified promptly in writing and given authority, information and assistance for the defense of said claim, suit or proceeding. Seller shall pay all damages and costs awarded in such suit or proceedings so defended.</p> <p>The foregoing indemnity does not apply to the following:</p> <ul style="list-style-type: none">• Products supplied according to a design other than that of Seller, and which is required by the Purchaser.• Combination of the Product with another product not furnished hereunder unless Seller is a contributory infringer.• Any settlements of a suit or proceeding made without Seller's written consent.
Limitations of Liability	<p>SELLER, ITS CONTRACTORS, AUTHORIZED DEALERS AND SUBCONTRACTORS OR SUPPLIERS OF ANY TIER SHALL NOT BE LIABLE TO PURCHASER FOR ANY SPECIAL, INDIRECT, INCIDENTAL OR CONSEQUENTIAL DAMAGES ARISING FROM A BREACH OF THIS AGREEMENT.</p> <p>Purchaser's remedies set forth herein are exclusive and the liability of Seller with respect to the breach of this agreement or any contract entered into between the parties pursuant hereto shall not exceed the price of the Product or part on which such liability is based.</p>

KnollKey Lock Program

KnollKey Lock Program General Information

Following is the KnollKey lock policy, applicable to all products.

Knoll furniture can be ordered keyed-alike or random keyed. Key-alike and random keying instructions cannot be mixed on any single order. Only one of the two instructions can be used on an individual order. When an order is submitted with mixed (key-alike and random) instructions, Knoll will release the order as key-alike only and lock cores will have to be specified separately.

Key-alike

For the convenience of the user, furniture may be keyed alike at no charge. Write "Key-alike" in the description of your purchase order for any pedestal, overhead, file or other item you wish to have keyed alike.

Using the key-alike instructions, order cores and keys as line items on your purchase order. Do NOT submit a key-alike form. The Knoll East Greenville Lock Center will select key numbers from the standard range of K 001 - K 250. Key numbers will not be repeated unless over 250 sets are ordered. Lock cores keyed-alike will ship separately from the product, ready for field installation.

There is no charge for key-alike orders if placed with the furniture order.

IF THE KEY-ALIKE ORDER IS NOT PLACED AT LEAST TWO WEEKS PRIOR TO THE FURNITURE SHIP DATE, A \$50 HANDLING CHARGE AND AIR FREIGHT CHARGES WILL APPLY.

If product is ordered and shipped random-keyed, additional lock cores for key-alike are billable.

Random-Keying

To specify product keyed-random, write "key-random" in the product description. Random-keyed product is shipped with the lock core factory installed. A shrouded key is included. Random means no effort has been made to match key numbers, or to make them different.

Keys

A Knoll shrouded key is shipped with every lock core. 250 Key numbers are available. For numbers above 250, contact Custom Product Development. Additional keys and key blanks are available. See service parts for more information.

Master Keying

Knoll locks can be controlled by means of a master key. There is no additional per-lock charge for master keying. A letter of approval from the client must accompany orders for master keys.

Installing Lock Cores

Lock cores can be installed or removed in the field by using a change key. Cores must be in the unlocked position to be removed. See service parts for change key pattern number and pricing.

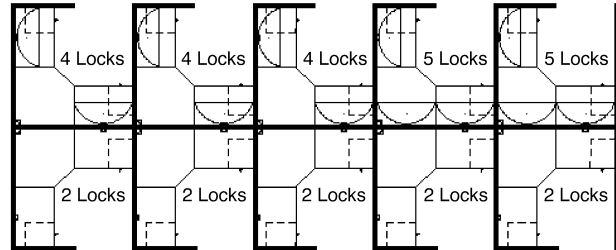
Lock Distribution

All orders for key-alike lock cores/keys are packaged and shipped from the East Greenville Lock Center, regardless of where the pedestals, overhead, or other units are produced. Random keyed product will have cores factory-installed.

How to Specify Key-Alike

Following is an example of how to specify key-alike for a cluster of 10 workstations.

Step 1 - Using the project floorplan, count the number of locks in each workstation.



Step 2 - Count the number of workstations with the same quantity of locks. Group together the workstations with a like number of locks.

5 workstations with 2 locks per station
3 workstations with 4 locks per station
2 workstations with 5 locks per station

Step 3 - For the first group (5 sets of 2 locks), enter the number of workstations in the quantity column.

Qty	Pattern #	Description	Unit List	Ext. List
5				

Step 4 - Then enter the pattern number "KSPEC_ _" and add a suffix for the number of locks for that group (i.e., for 2 locks per station, add the suffix "2"). Up to 30 lock cores are available in a set (i.e., KSPEC 30).

Qty	Pattern #	Description	Unit List	Ext. List
5	KSPEC 2	Set of 2 cores/keys	N / C	N / C

Step 5 - Repeat for other groups.

Qty	Pattern #	Description	Unit List	Ext. List
5	KSPEC 2	Set of 2 cores/keys	N / C	N / C
3	KSPEC 4	Set of 4 cores/keys	N / C	N / C
2	KSPEC 5	Set of 5 cores/keys	N / C	N / C

Your Key instructions are complete.

Knoll will select key numbers for each set from 250 available numbers. Additional key numbers are available through Custom Product Development. **For additions to existing installations, specify desired key numbers in the description.**

Service Parts

Pattern #	Description	List Price
KKEY_ _ _	Shrouded Key Specify key number desired	\$10
KBLANK	Shrouded Key Blank	\$10
KSPECB_ _ _	Retrofit Universal Core/Key Specify key number desired	\$22
KCHANGE	Change Key	\$10
HLKRKMASTER*	Master Key	\$10

*Note: A letter of approval on company letterhead from the client must accompany all orders for master keys.

General Ordering Information

The Products

This guide encompasses all standard products for this product group.

Sizes

Dimensions listed in this guide are indicated as:

H = height

W = width

D = depth

Dia. = diameter

Rad. = radius

Pricing

All prices shown are list.

How to Order

Select pattern numbers and quantities required for your complete installation. Product questions can be addressed in the specific sections of this guide or by contacting your sales representative or customer resource representative at 1-800-343-5665.

Next, select options (if required), along with colors and finishes appropriate to each product. Reference the Finishes and Fabrics pages for color designations.

On large installations, an item's "designated area" can be specified to assist in product organization and handling.

To expedite complete / correct entry of your order, be certain all pattern numbers, quantities, colors and area identifications are completely specified. Also, include complete purchase order numbers, bill-to and ship-to addresses, a contact name and specific factory shipping dates required.

Mail all orders to:

Knoll, Inc.

1235 Water Street

P.O. Box 157

East Greenville, PA 18041

Attention: Order Entry

Once your order is entered at Knoll, an acknowledgment will be mailed to you. You will be advised of your scheduled shipping date within five days of the original acknowledgment. If it is necessary to revise your order, please contact your customer resource representative.

Sustainability Statement

Sustainable design is a key component of Knoll's environmental focus. Our commitment to social responsibility and a healthy environment has prompted us to further articulate our longstanding environmental programs and, with encouragement and support from our colleagues in the industry, we have re-energized our focus on such "green" initiatives as life cycle analysis and LEED™ certification. Knoll is proud to have contributed to projects that have received LEED certification from the U.S. Green Building Council.

For the latest information on Knoll products that help our customers achieve LEED certification, log on to knoll.com, click on "About Knoll" and then "Environmental Focus."