

Introduction	Knoll and Sustainable Design	2
	Template	3
	Knoll Color Program Finishes	4
	Template Fabrics	7
	Template Specifications	8
Core Structure	End Panel	10
	Mid Panel	12
	Bases and Base Kick Plate	14
	Tops	16
	Full Height Back Kit	20
	Lower Back Kit	26
	Upper Back Kit	30
Inside Back Inserts	Mid Back Kit	38
	Full Height Inside Back Inserts	46
	Lower Inside Back Inserts	52
	Upper Inside Back Inserts	56
Storage Components	Mid Inside Back Inserts	64
	Drawer Kits	72
	Sliding Door Kits	73
	Hinged Door Kits	76
	Hybrid Door/Drawer Kits	79
	Standard and Slotted Shelves	83
	Coat Rod Shelf	84
	Worksurface Shelves	85
	Upper Shelf Kit, 15”h and 20”h, steel	86
Shelf Dividers	89	
Electrical Components	Base Infeed, Base Power Transfer Block,	94
	Desk-Height Power Modules (one circuit)	95
	Desk-Height Power Modules (two circuits)	96
	Worksurface Mount Power Modules	97
	Worksurface Mount Receptacle Block	99
Worksurfaces and Supports	Transition Jumpers	100
	Rectangular Worksurfaces	101
	Trapezoid Worksurfaces	104
	120° Worksurfaces	106
	Support Brackets and Support Legs	107
Accessories	Worksurface Privacy Screens	108
	Core Structure Accessories	109
	Drawer Kit Accessories	110
	Shelf Kit Accessories	111
Wall Mounting of Knoll Products	Task Lights	112
		113
	Alpha-Numeric Index	115
	Selling Policy	123
KnollKey Lock Program	125	
General Ordering Information	126	

Knoll and Sustainable Design

Each year Knoll sets key initiatives in our journey to sustainability. We are members of a global consortium on energy, have adopted a scientific, metrics-based approach to sustainable product design, and maintain a leadership position in establishing universal, verifiable, sustainability standards for our industry.

Knoll promotes independent third-party certification because it provides the most impartial and trustworthy foundation for industry-wide environmental compliance. Certification by established and respected third parties ensures that all manufacturers are held to the same high standards and that customers can trust a company's declaration about the environmental benefits of its products. Knoll third-party partners include: the International Standards Organization (ISO); Forest Stewardship Council (FSC®); Rainforest Alliance; GREENGUARD® Environmental Institute; and The Business and Institutional Furniture Manufacturer's Association (BIFMA) level® certification from Scientific Certification Systems (SCS).

In addition, Knoll is aligned with the U.S. Green Building Council and can help companies, healthcare organizations and educational institutions achieve Leadership in Energy and Environmental Design (LEED®) workplace certification.

Global Climate Change

- Knoll is a sponsor of the Clinton Global Initiative, which brings together a community of global leaders to devise and implement solutions to some of the world's most pressing challenges, including environmental change.
- Knoll has a comprehensive Energy Management Program to increase energy efficiency in products and processes.

Life Cycle Assessment (LCA) Tool

- Life Cycle Assessment is a science-based measurement of a product's environmental impacts throughout its life cycle, from raw materials sourcing through manufacture, shipping, use and re-use or end-of-life. LCA enables cradle-to-cradle implementation of sustainable practices.
- Knoll has partnered with The Green Standard.org to develop an affordable, universal ISO-compliant computer-based LCA tool that can be used by the entire contract furniture industry and is partnering on the development of an Environmental Product Declaration System (EPDs) for Knoll products. EPDs are verified documents containing LCA results and additional environmental performance information about a product.

Setting Industry Standards

- Knoll partners with MTS (The Institute for Market Transformation to Sustainability) to develop the SMaRT® Consensus Sustainable Products Standards, a set of consensus-based sustainable product standards based on the LEED® model, for all building products, fabric, apparel, flooring and carpet. MTS, the developer of SMaRT®, is an accredited American National Standards Institute (ANSI) standard developer.
- Knoll also partners with BIFMA (Business and Institutional Furniture Manufacturers Association) to promote level® sustainability standards for the contract furniture industry.
- Knoll has established FSC® (Forest Stewardship Council) certified wood as the standard for general office open plan office systems, casegoods and tables.
- Knoll has launched Full Circle, a resource recovery program developed with ANEW, to help customers extend the life cycle of surplus furniture, fixtures and equipment (FF&E) in an economically, socially and environmentally responsible manner.
- Our goal is to encourage all manufacturers in the contract furniture industry and related industries to adopt standards that will lead to sustainable products and practices.

For more information about Knoll and sustainable design, visit knoll.com/environment.



Core Paint and Laminate Finishes

Order Code	Color Name	Paint Grade	Laminate Grade for worksurface shelves and cabinet tops	Paint Finishes	Laminate Finishes	2mm Edgeband Finishes	Pull Finishes
611	Beige Mist Metallic	P2		•			•
611T	Beige Mist Metallic, textured	P2		•			
118	Bright White	P3	L1	•	•	•	•
118T	Bright White, textured	P3		•			
112	Brown	P1		•			•
112T	Brown, textured	P1		•			
123	Brushed Grey		L2		•		
122	Brushed Sand		L2		•		
113	Dark Grey	P1		•		•	•
113T	Dark Grey, textured	P1		•			
128	Fog		L2		•	•	
114	Folkstone Grey	P1	L1	•	•	•	•
114T	Folkstone Grey, textured	P1		•			
111	Jet Black	P1	L2	•	•	•	•
111T	Jet Black, textured	P1		•			
701	Markerboard White	P3		•			
124	Medium Cherry		L2		•	•	
115	Medium Grey	P1		•		•	
115T	Medium Grey, textured	P1		•			
612	Medium Metallic Grey	P2		•			
612T	Medium Metallic Grey, textured	P2		•			
121	Micro Grey		L2		•		
129	Micro Sand		L2		•		
126	Natural Cherry		L2		•	•	
125	Natural Maple		L2		•	•	
119	Pumice		L1		•	•	
116	Sandstone	P1		•			•
116T	Sandstone, textured	P1		•			
613	Silver	P3		•			•
117	Soft Grey	P1	L1	•	•	•	•
117T	Soft Grey, textured	P1		•			
127	Walnut		L2		•	•	
AA	Aluminum						•
AB	Black						•
AN	Nickel						•

Note: Markerboard white finish (701) is available on Template backs only.

L1 and L2 laminate finish grades only apply to cabinet tops and worksurface shelves. Perpendicular worksurfaces utilize a single price grade.

Custom Paint Color Policy – Custom paint colors may be applied to Template product on a select basis. For colors outside the standard palette for Template, Knoll will custom match to your specification according to the following requirements: The request for a custom paint color must be accompanied by a purchase order for the product to be ordered and by a master color-match sample of paint applied to metal at least 3" x 5" in size. Knoll will evaluate the sample to determine application feasibility. Upon approval for application, Knoll will forward two factory samples with an assigned Knoll color name and order code for customer approval. One of the approved Knoll samples must be signed and returned to Knoll before an order is processed and dated.

P2 pricing applies to all solid custom or non-core Knoll finishes

P3 pricing applies to all metallic or white custom finishes as well as any metallic or white non-core Knoll finishes.

End panels, mid panels, bases, tops and backs	Tops	Tops	
Drawer, sliding door and hinge door fronts, sliding door tracks	Worksurface shelves	Worksurface shelves	Drawer, sliding door and hinge door handles
Standard shelves, slotted shelves and shelf dividers	Worksurfaces	Worksurfaces	
Support column and legs			
Slotted shelf partitions and base fillers			

Proper use and regular cleaning of your markerboard surface is essential for preventing permanent stains and/or ghosting typically associated with dry erase markers. By following the care and use instructions below, you will minimize the possibility of permanent stains and ghosting.

**Initial Cleaning of Markerboards
Before First Use:**

- Using a clean, dry cloth and a nonabrasive cleaner, gently clean the entire board to loosen any residue
- Using a dry cloth, wipe the entire surface to remove all dirt and residue from the prior step
- Rinse the entire board with clean water
- Using a dry cloth, wipe dry the entire surface

Daily Use, Care and Maintenance:

- *Use the proper markers.* All dry erase markers will write legibly on the marker board surface, but not all will erase properly due to their composition. Do not use low odor dry erase markers or permanent (indelible) markers. Use of these markers will lead to staining or ghosting, even with regular cleaning.
- *Clean the markerboard regularly.* It is recommended that markerboards be erased daily using an eraser designated for use with dry erase markers. If the markerboard is used daily, we recommend that a complete cleaning is performed at least 2-3 times a week using EXPO® whiteboard cleaner.
- *Remove ghosting.* Using EXPO® whiteboard cleaner and a paper towel, wipe the entire surface and let dry. Mix Joy® dishwashing detergent with warm water and apply to the board using a paper towel, then wipe dry with a clean cloth. Repeat as necessary.
- *Remove permanent marker.* Using a dry erase marker, write on top of the permanent marker, erase with a dry eraser, and then clean with EXPO® whiteboard cleaner.

Note: Do not use other painted tiles as markerboards or product damage will occur and the tile warranty will be voided.

Veneer, Aluminum and Glass Finishes

Order Code	Color Name	Veneer Grade	Veneer Finishes	Glass Sliding Door Finishes
Y851	Black Oak	V1	•	
Y821	Blond Maple	V1	•	
Y319	Cherry	V1	•	
Y343	Dark Grey Oak	V1	•	
Y326	Dark Mahogany	V1	•	
Y344	Espresso	V1	•	
Y831	Light Cherry	V1	•	
Y327	Light Oak	V1	•	
Y316	Maple	V1	•	
Y329	Medium Oak	V1	•	
Y342	Medium Teak	V1	•	
Y323	Medium Walnut	V1	•	
Y811	Natural	V1	•	
Y341	Wenge	V1	•	
Y841	Ebony (open pore)	V2	•	
Y861	Grigio Techwood (open pore)	V2	•	
Y871	Iced Sycamore Techwood (open pore)	V2	•	
V425	Amber Oak	V2	•	
V312	Bronze Cherry	V2	•	
V427	Brown Oak	V2	•	
V421	Chalk Oak	V2	•	
V433	Light Fawn Cherry	V2	•	
V423	Light Oak	V2	•	
V411	Light Walnut	V2	•	
V316	Maple	V2	•	
V436	Medium Brown Cherry	V2	•	
V440	Natural Hemlock (QC)	V2	•	
V417	Old English Walnut	V2	•	
V415	Peacock Green Walnut	V2	•	
V418	Smoked Walnut	V2	•	
V439	Straight Anigre	V2	•	
V512	Figured Anigre	V3	•	
V515	Figured Sycamore	V3	•	
V514	Makore	V3	•	
V518	Natural Chestnut	V3	•	
V517	Natural Sapele	V3	•	
GL13	Powder Tempered Glass			•
GL25	Bronze Tempered Glass			•
V1 - Techwood Closed Pore Surface with matching synthetic edge V2 - Natural Veneer Closed Pore and Premium Techwood Veneer Closed Pore V3 - Exotic Veneer Note: All V2 Oaks are rift cut			Tops and inside back inserts Drawer and hinge door fronts Standard shelves and worksurface shelves Worksurfaces	Sliding doors

Fabric Options — Available for fabric backs, inside back inserts and worksurfaces privacy screens unless noted otherwise.

Grade 10

Annex (W1360)
 Element (W1077)
 Foundation (W351)
 Growth Spurt (W692)
 Symbolic Detail (W693)
 Versatility (W432)

Grade 20

Bauhaus Block (W296)
 Circle Line (W1146)
 Clarity (W281)
 Criss Cross (W305)
 Labyrinth (W352)
 Nematic (W1292)
 Photon (W1293)
 Reflect (W884)
 Resolution (W280)
 Weave Three (W298)

Grade 30

Basket Draft (W249)
 Flow (W565)
 Harmony (W232)
 Interknit (W1090)
 Match Point (W1145) *
 Micro (W465)
 Progression (W403)
 Relay (W1020) *

Grade 40

Amplify (W1215)
 Analogy (K614) *
 Bandwidth (W1219)
 Clarkson (W1218)
 Foil Wrap (W535) *
 Hard Rock (W1007) *
 Metaphor (K612) *
 Ornament (W1078)
 Palladium (W1030)

Grade 45

Backgroup (W302) *
 Dristi (K872)
 Fast Forward (W301) *

*** Available on worksurface privacy screens only**

The following textiles are available for use on Template fabric items. Consult with your Knoll representative for pricing:
 Knoll Hopsack (backs and inside back inserts only)
 Presto
 Ricochet
 Transition

COM (Customer's Own Material)

COM can be applied to Template product on a select basis. Please consult your Knoll customer service representative for details on the COM approval process and testing requirements.

Pricing for COM fabrics is at Grade 10.

Note: Always contact your Knoll customer service representative prior to sending any COM (including pre-approved KnollTextiles) to the manufacturing facility.

Template Planning Guidelines

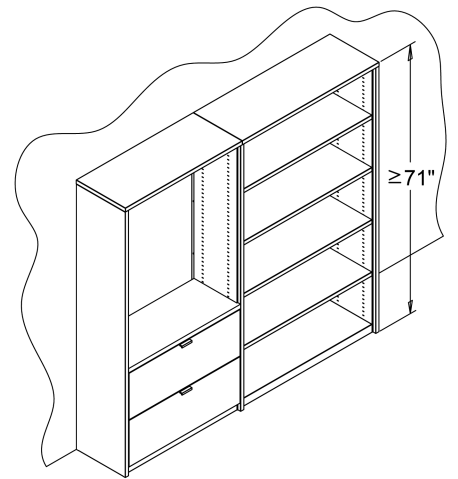
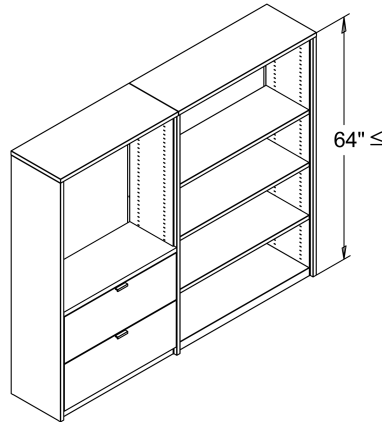
The following Template planning guidelines are provided to ensure stability of Template storage product.

Different scenarios are:

- 1) Straight runs without attached worksurface
- 2) Straight runs with perpendicular panel attachment
- 3) Straight runs with attached worksurface
- 4) Straight runs with a Template return

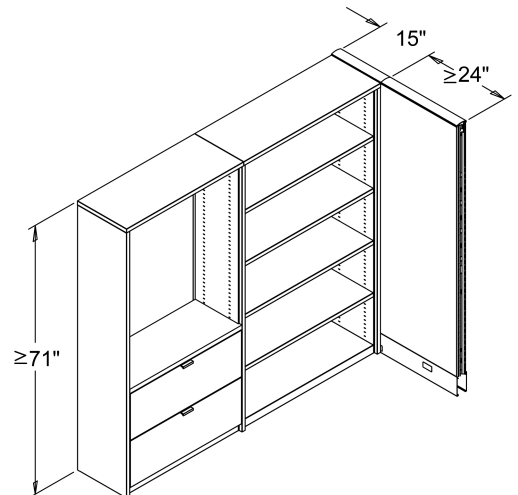
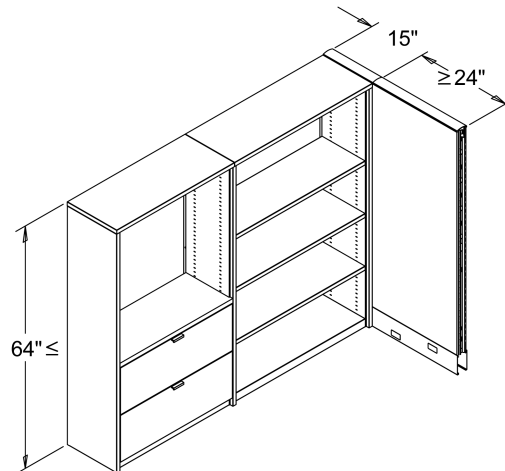
1) Straight runs without attached worksurface:

- Template product 64" high and shorter without drawers do not require additional stabilizing
- Template product 64" high and shorter with drawers must have a counterweight kit which matches the size of the base installed under the bottom drawer OR be secured to a fixed wall OR be secured back-to-back to another Template unit.
- Template product 71" high and 78" high (with or without drawers) must be secured to a fixed wall or secured back-to-back back to another Template unit.



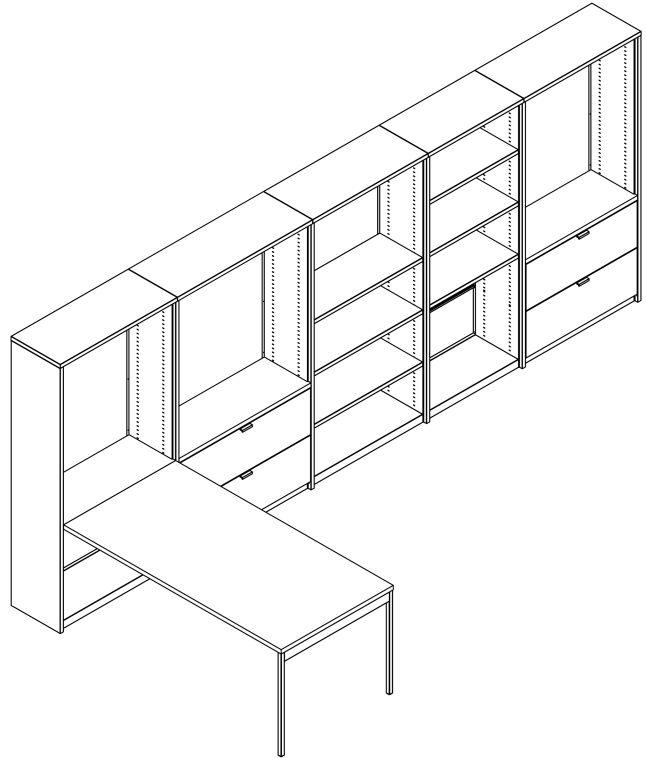
2) Straight runs with perpendicular panel attachment:

- Template product 64" high and shorter without drawers do not require additional stabilizing
- Template product 64" high and shorter with drawers must have a minimum of 39" (15" plus 24") long run of panel(s) attached to the Template unit using a Template panel attachment kit. Panels must be on the same side as the drawers.
- Template product 71" high and 78" high (with or without drawers) must have a minimum of 24" long run of panel(s) attached on both sides of the Template unit.



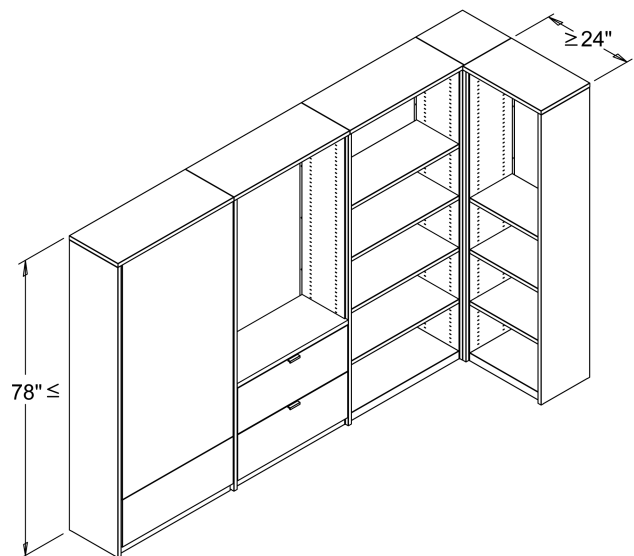
3) Straight runs with perpendicular worksurface(s):

- Template products 71" high and shorter without drawers or with one drawer do not require additional stabilizing.
- Template product 71" high and shorter with multiple drawer kits must have either: additional worksurfaces attached or a counter weight kit attached to the rear of the inverted base or secured to a fixed wall or secured back-to-back.
- Template product 78" high or taller must be secured to a fixed wall or secured back-to-back.






4) Straight runs with a Template return:

- With a 24" or wider return, Template product 78" high and shorter does not require additional stabilizing, up to a 288" (24ft) long run.



End Panel for steel top

description	w	d	h	pattern no.	P1	P2	P3
 End Panel, no knockouts	1"	15"	42"	BC1EP42NNS	\$158.	\$173.	\$180.
	1"	15"	50"	BC1EP50NNS	168.	184.	194.
	1"	15"	57"	BC1EP57NNS	179.	197.	206.
	1"	15"	64"	BC1EP64NNS	188.	208.	217.
	1"	15"	71"	BC1EP71NNS	202.	221.	231.
	1"	15"	78"	BC1EP78NNS	211.	232.	243.
 End Panel, desk ht. knockouts	1"	15"	42"	BC1EP42KNS	158.	173.	180.
	1"	15"	50"	BC1EP50KNS	168.	184.	194.
	1"	15"	57"	BC1EP57KNS	179.	198.	206.
	1"	15"	64"	BC1EP64KNS	188.	208.	217.
	1"	15"	71"	BC1EP71KNS	202.	221.	231.
	1"	15"	78"	BC1EP78KNS	211.	232.	242.
 End Panel, desk ht. base infeed knockouts	1"	15"	42"	BC1EP42KKS	165.	180.	188.
	1"	15"	50"	BC1EP50KKS	175.	194.	202.
	1"	15"	57"	BC1EP57KKS	185.	205.	214.
	1"	15"	64"	BC1EP64KKS	197.	216.	226.
	1"	15"	71"	BC1EP71KKS	209.	230.	240.
	1"	15"	78"	BC1EP78KKS	218.	240.	251.

Order Code

Example:

Specification Information

End panel for steel top may only be utilized with a steel top.




Application Notes

End panels with desk ht. knockouts include two knockouts; one just above worksurface ht. and one just below worksurface ht. Knockout covers are available separately to cover unused locations.

End panels with desk ht./base infeed knockouts include desk ht. knockouts as well as 3 holes at the base of the end panel. A center hole provides access for communication cables while two outer holes provide access for base infeeds.


Grommets and hold plugs are included with end panels that have base infeed knockouts.


End Panel for laminate or veneer top

description	w	d	h	pattern no.	P1	P2	P3
 End Panel, no knockouts	1"	15"	16"	BC1EP16NN(L/V)	\$129.	\$142.	\$149.
	1"	15"	22"	BC1EP22NN(L/V)	133.	146.	153.
	1"	15"	25"	BC1EP25NN(L/V)	140.	155.	162.
	1"	15"	28"	BC1EP28NN(L/V)	140.	155.	162.
	1"	15"	42"	BC1EP42NN(L/V)	158.	173.	180.
	1"	15"	50"	BC1EP50NN(L/V)	168.	184.	194.
	1"	15"	57"	BC1EP57NN(L/V)	179.	197.	206.
	1"	15"	64"	BC1EP64NN(L/V)	188.	208.	217.
	1"	15"	71"	BC1EP71NN(L/V)	202.	221.	231.
1"	15"	78"	BC1EP78NN(L/V)	211.	232.	243.	
 End Panel, desk ht. knockouts	1"	15"	25"	BC1EP25KN(L/V)	140.	155.	161.
	1"	15"	28"	BC1EP28KN(L/V)	140.	155.	161.
	1"	15"	42"	BC1EP42KN(L/V)	158.	173.	180.
	1"	15"	50"	BC1EP50KN(L/V)	168.	184.	194.
	1"	15"	57"	BC1EP57KN(L/V)	179.	198.	206.
	1"	15"	64"	BC1EP64KN(L/V)	188.	208.	217.
	1"	15"	71"	BC1EP71KN(L/V)	202.	221.	231.
	1"	15"	78"	BC1EP78KN(L/V)	211.	232.	242.
	1"	15"	78"	BC1EP78KN(L/V)	211.	232.	242.
 End Panel, desk ht./ base infeed knockouts	1"	15"	16"	BC1EP16NK(L/V)	135.	149.	156.
	1"	15"	22"	BC1EP22NK(L/V)	139.	153.	161.
	1"	15"	25"	BC1EP25KK(L/V)	146.	162.	169.
	1"	15"	28"	BC1EP28KK(L/V)	146.	162.	169.
	1"	15"	42"	BC1EP42KK(L/V)	165.	180.	188.
	1"	15"	50"	BC1EP50KK(L/V)	175.	194.	202.
	1"	15"	57"	BC1EP57KK(L/V)	185.	205.	214.
	1"	15"	64"	BC1EP64KK(L/V)	197.	216.	226.
	1"	15"	71"	BC1EP71KK(L/V)	209.	230.	240.
	1"	15"	78"	BC1EP78KK(L/V)	218.	240.	251.

Order Code	Specification Information	Application Notes
Example: _____ _____ _____ _____ _____ _____ _____	End panel for laminate or veneer top may only be utilized with a laminate or veneer top. Specify L for use with laminate top or V for use with veneer top.	End panels with desk ht. knockouts include two knockouts; one just above worksurface ht. and one just below worksurface ht. Knockout covers are available separately to cover unused locations. Worksurface height end panel (28") only includes one knockout below worksurface height. Antenna height (25") and worksurface height (28") end panels only include one knock-out below top height.
		End panels with desk ht./base infeed knockouts include desk ht. knockouts as well as a base cutout on the outer face for a base infeed or transition jumper. 16"h and 22"h end panels are available with no knockout or base infeed knockouts only. Desk-height and below desk-height knockouts are not available in these heights. Credenza height end panels (22"h) are not available with knockouts. Grommets and hold plugs are included with end panels that have base infeed knockouts. 16"h and 22"h end panels are available with no knockout or base infeed knockouts only. Desk-height and below desk-height knockouts are not available in these heights.

Mid Panel for steel top

description	w	d	h	pattern no.	P1	P2	P3
 Mid Panel, no knockouts	1"	15"	42"	BC1MP42NS	\$282.	\$310.	\$325.
	1"	15"	50"	BC1MP50NS	296.	325.	340.
	1"	15"	57"	BC1MP57NS	308.	340.	355.
	1"	15"	64"	BC1MP64NS	333.	366.	381.
	1"	15"	71"	BC1MP71NS	347.	382.	399.
	1"	15"	78"	BC1MP78NS	356.	392.	410.

 Mid Panel, desk ht. knockouts	1"	15"	42"	BC1MP42KS	282.	310.	325.
	1"	15"	50"	BC1MP50KS	296.	325.	340.
	1"	15"	57"	BC1MP57KS	308.	340.	355.
	1"	15"	64"	BC1MP64KS	333.	366.	381.
	1"	15"	71"	BC1MP71KS	347.	382.	399.
	1"	15"	78"	BC1MP78KS	356.	392.	410.

Order Code

Example:

Specification Information



End panel for steel top may only be utilized with a steel top.

Application Notes

Mid panels with desk ht. knockouts include four knockouts; one just above worksurface ht. on both sides and one just below worksurface ht. on both sides. Knockout covers are available separately to cover unused locations.

Mid Panel

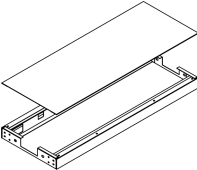
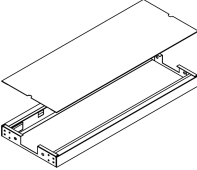
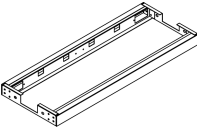
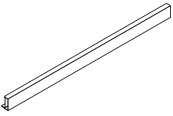
for laminate / veneer top

description	w	d	h	pattern no.	P1	P2	P3
 Mid Panel, no knockouts	1"	15"	16"	BC1MP16N(L/V)	\$240.	\$264.	\$276.
	1"	15"	22"	BC1MP22N(L/V)	244.	268.	280.
	1"	15"	25"	BC1MP25N(L/V)	245.	269.	282.
	1"	15"	28"	BC1MP28N(L/V)	245.	269.	282.
	1"	15"	42"	BC1MP42N(L/V)	282.	310.	325.
	1"	15"	50"	BC1MP50N(L/V)	296.	325.	340.
	1"	15"	57"	BC1MP57N(L/V)	308.	340.	355.
	1"	15"	64"	BC1MP64N(L/V)	333.	366.	381.
	1"	15"	71"	BC1MP71N(L/V)	347.	381.	399.
1"	15"	78"	BC1MP78N(L/V)	356.	392.	410.	
 Mid Panel, desk ht. knockouts	1"	15"	25"	BC1MP25K(L/V)	245.	269.	282.
	1"	15"	28"	BC1MP28K(L/V)	245.	269.	282.
	1"	15"	42"	BC1MP42K(L/V)	282.	310.	325.
	1"	15"	50"	BC1MP50K(L/V)	296.	325.	340.
	1"	15"	57"	BC1MP57K(L/V)	308.	340.	355.
	1"	15"	64"	BC1MP64K(L/V)	333.	366.	381.
	1"	15"	71"	BC1MP71K(L/V)	347.	382.	399.
	1"	15"	78"	BC1MP78K(L/V)	356.	392.	410.

Order Code	Specification Information	Application Notes
Example: _____ _____ _____ _____ _____ _____	<p>End panel for laminate or veneer top may only be utilized with a laminate or veneer top.</p> <p>Specify L for use with laminate top or V for use with veneer top.</p>	<p>Mid panels with desk ht. knockouts include four knockouts; one just above worksurface height on both sides and one just below worksurface height on both sides. Knockout covers are available separately to cover unused locations.</p> <p>Antenna height (25") and worksurface height (28") mid panels only include two knockouts below top height. One on either side.</p> <p>Credenza height end panels (22"h) are not available with knockouts.</p>

Bases and Base Kick Plate

With cover/ with grommet cover/ no cover

description	w	d	h	pattern no.	P1	P2	P3	V1
Base, with cover 	15"	15"	2 ³ / ₈ "	BC2BASE15E(K)	\$174.	\$193.	\$201.	n/a
	18"	15"	2 ³ / ₈ "	BC2BASE18E(K)	177.	195.	204.	n/a
	23 1/2"	15"	2 ³ / ₈ "	BC2BASE23E(K)	192.	210.	219.	n/a
	24"	15"	2 ³ / ₈ "	BC2BASE24E(K)	193.	211.	220.	n/a
	29 1/2"	15"	2 ³ / ₈ "	BC2BASE29E(K)	209.	230.	241.	n/a
	30"	15"	2 ³ / ₈ "	BC2BASE30E(K)	210.	230.	241.	n/a
	36"	15"	2 ³ / ₈ "	BC2BASE36E(K)	241.	265.	277.	n/a
	42"	15"	2 ³ / ₈ "	BC2BASE42E(K)	259.	284.	297.	n/a
	48"	15"	2 ³ / ₈ "	BC2BASE48E(K)	266.	293.	305.	n/a
Base, with grommet cover, for use with base duplex power block 	15"	15"	2 ³ / ₈ "	BC2BASE15EG(K)	184.	203.	211.	n/a
	18"	15"	2 ³ / ₈ "	BC2BASE18EG(K)	187.	205.	214.	n/a
	23 1/2"	15"	2 ³ / ₈ "	BC2BASE23EG(K)	202.	220.	230.	n/a
	24"	15"	2 ³ / ₈ "	BC2BASE24EG(K)	203.	221.	231.	n/a
	29 1/2"	15"	2 ³ / ₈ "	BC2BASE29EG(K)	219.	241.	251.	n/a
	30"	15"	2 ³ / ₈ "	BC2BASE30EG(K)	220.	241.	251.	n/a
	36"	15"	2 ³ / ₈ "	BC2BASE36EG(K)	251.	276.	287.	n/a
	42"	15"	2 ³ / ₈ "	BC2BASE42EG(K)	269.	295.	307.	n/a
	48"	15"	2 ³ / ₈ "	BC2BASE48EG(K)	277.	303.	315.	n/a
Base, no cover for use under drawer kits where top is not visible 	18"	15"	2 ³ / ₈ "	BC2BASE18N(K)	132.	145.	152.	n/a
	23 1/2"	15"	2 ³ / ₈ "	BC2BASE23N(K)	139.	153.	160.	n/a
	24"	15"	2 ³ / ₈ "	BC2BASE24N(K)	139.	153.	161.	n/a
	29 1/2"	15"	2 ³ / ₈ "	BC2BASE29N(K)	147.	162.	169.	n/a
	30"	15"	2 ³ / ₈ "	BC2BASE30N(K)	147.	162.	170.	n/a
	36"	15"	2 ³ / ₈ "	BC2BASE36N(K)	169.	185.	195.	n/a
	42"	15"	2 ³ / ₈ "	BC2BASE42N(K)	174.	193.	201.	n/a
Base kick plate, single 	15"	3/4"	2 ³ / ₈ "	BC1KP15	77.	84.	89.	n/a
	18"	3/4"	2 ³ / ₈ "	BC1KP18	78.	87.	91.	n/a
	23 1/2"	3/4"	2 ³ / ₈ "	BC1KP23	85.	94.	98.	n/a
	24"	3/4"	2 ³ / ₈ "	BC1KP24	85.	94.	98.	n/a
	29 1/2"	3/4"	2 ³ / ₈ "	BC1KP29	90.	98.	102.	n/a
	30"	3/4"	2 ³ / ₈ "	BC1KP30	90.	99.	103.	n/a
	36"	3/4"	2 ³ / ₈ "	BC1KP36	94.	103.	109.	n/a
	42"	3/4"	2 ³ / ₈ "	BC1KP42	97.	109.	113.	n/a
48"	3/4"	2 ³ / ₈ "	BC1KP48	102.	113.	118.	n/a	

Order Code

Specification Information

Application Notes

Example:

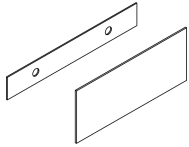
Base is available in painted finish only.
 Specify a "K" at the end of a base pattern number and add \$20 to the list price when configuring a Template run in a serpentine or back-to-back layout. A hole will be provided in the back face of the base to allow access to power jumpers.

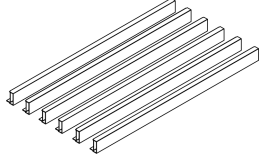
Base with cover includes removable base top providing easy access to the base interior.
 Base with grommet cover allows power cord access when plugging items into a base duplex power block.
 Base without cover may be utilized below a drawer kit to save cost as the top is not required and electrical components will not be seen.
 23 1/2" w and 29 1/2" w bases are designed to position worksurface height cases perpendicular to standard 24" d and 30" d worksurface ends for support.
 Base kick plate is optional and designed to provide a flush appearance to base when below drawers or doors or adjacent to full height sliding doors.

Bases and Base Kick Plate

With cover/ with grommet cover/ no cover

description	w	d	h	pattern no.	P1	P2	P3	V1
Base knockout cover pkg. of 10	4 1/4"	1/16"	1 3/4"	BC2BASEKC10	\$474.	\$521.	\$545.	n/a



Base kick plate, package of 6 	15"	3/4"	2 3/8"	BC1KP156	231.	254.	266.	n/a
	18"	3/4"	2 3/8"	BC1KP186	240.	264.	276.	n/a
	23 1/2"	3/4"	2 3/8"	BC1KP236	281.	309.	324.	n/a
	24"	3/4"	2 3/8"	BC1KP246	284.	312.	328.	n/a
	29 1/2"	3/4"	2 3/8"	BC1KP296	305.	337.	352.	n/a
	30"	3/4"	2 3/8"	BC1KP306	307.	339.	353.	n/a
	36"	3/4"	2 3/8"	BC1KP366	332.	365.	381.	n/a
	42"	3/4"	2 3/8"	BC1KP426	355.	390.	409.	n/a
	48"	3/4"	2 3/8"	BC1KP486	381.	419.	438.	n/a

Order Code

Example:

Specification Information

Base is available in painted finish only.

Specify a "K" at the end of a base pattern number and add \$20 to the list price when configuring a Template run in a serpentine or back-to-back layout. A hole will be provided in the back face of the base to allow access to power jumpers.

Application Notes

Base with cover includes removable base top providing easy access to the base interior.

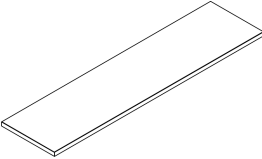
Base with grommet cover allows power cord access when plugging items into a base duplex power block.

Base without cover may be utilized below a drawer kit to save cost as the top is not required and electrical components will not be seen.

23 1/2" w and 29 1/2" w bases are designed to position worksurface height cases perpendicular to standard 24" d and 30" d worksurface ends for support.

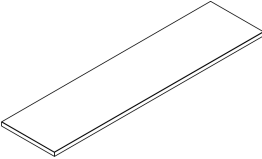
Base kick plate is optional and designed to provide a flush appearance to base when below drawers or doors or adjacent to full height sliding doors.

Tops
Full Width
credenza or worksurface height units

description	w	d	h	pattern no.	L1	L2	V1	V2	V3
Top, full width 	24"	15"	1 1/4"	BC1TOPW1524(L/V)	\$134.	\$170.	\$243.	\$279.	\$377.
	30"	15"	1 1/4"	BC1TOPW1530(L/V)	142.	173.	251.	289.	391.
	36"	15"	1 1/4"	BC1TOPW1536(L/V)	151.	232.	259.	298.	402.
	42"	15"	1 1/4"	BC1TOPW1542(L/V)	160.	240.	266.	306.	414.
	47"	15"	1 1/4"	BC1TOPW1547(L/V)	166.	245.	276.	316.	428.
	48"	15"	1 1/4"	BC1TOPW1548(L/V)	166.	246.	277.	319.	430.
	53"	15"	1 1/4"	BC1TOPW1553(L/V)	277.	305.	295.	340.	458.
	59"	15"	1 1/4"	BC1TOPW1559(L/V)	277.	312.	302.	348.	470.
	65"	15"	1 1/4"	BC1TOPW1565(L/V)	295.	421.	310.	357.	482.
	70"	15"	1 1/4"	BC1TOPW1570(L/V)	296.	424.	316.	366.	492.
	71"	15"	1 1/4"	BC1TOPW1571(L/V)	296.	424.	319.	367.	494.
	76"	15"	1 1/4"	BC1TOPW1576(L/V)	312.	432.	325.	374.	504.
	77"	15"	1 1/4"	BC1TOPW1577(L/V)	312.	432.	327.	375.	506.
	82"	15"	1 1/4"	BC1TOPW1582(L/V)	312.	435.	334.	383.	516.
	83"	15"	1 1/4"	BC1TOPW1583(L/V)	312.	435.	335.	384.	518.
	88"	15"	1 1/4"	BC1TOPW1588(L/V)	334.	438.	341.	391.	527.
	89"	15"	1 1/4"	BC1TOPW1589(L/V)	335.	438.	342.	392.	531.
	94"	15"	1 1/4"	BC1TOPW1594(L/V)	341.	443.	349.	401.	542.
95"	15"	1 1/4"	BC1TOPW1595(L/V)	342.	443.	350.	404.	545.	

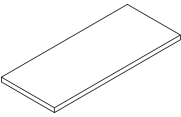
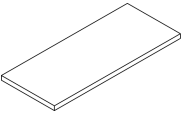
Order Code	Specification Information	Application Notes
Example: <hr/> <hr/> <hr/> <hr/> <hr/> <hr/> <hr/>	L1 finishes include: 114 - Folkstone Grey 117 - Soft Grey 118 - Bright White 119 - Pumice L2 finishes include all other standard Knoll core laminate finishes.	Tops for credenza or worksurface height units are available in 1 1/4" thick laminate or veneer only. Full top widths are computed by taking the nominal full width of single or connected units and subtracting 1" for each mid panel utilized.
		Example: 72" w unit comprises of two 36" w sections (one mid panel) would utilize a 71" w top. 72" w unit comprised of three 24" w sections (two mid panels) would utilize a 70" w top. Due to the large number of unit combinations possible, only the most common sizes are available as standard product.

Tops
Full Width
42" h to 78" h units

description	w	d	h	pattern no.	P1	P2	P3	L1	L2	V1	V2	V3	
Top, full width 	24"	15"	1 1/16"	BC1TOP1524(S/L/V)	\$130.	\$142.	\$149.	\$130.	\$165.	\$243.	\$279.	\$377.	
	30"	15"	1 1/16"	BC1TOP1530(S/L/V)	137.	151.	159.	137.	168.	251.	289.	391.	
	36"	15"	1 1/16"	BC1TOP1536(S/L/V)	145.	161.	168.	145.	224.	259.	298.	402.	
	42"	15"	1 1/16"	BC1TOP1542(S/L/V)	155.	170.	177.	155.	232.	266.	306.	414.	
	47"	15"	1 1/16"	BC1TOP1547(S/L/V)	263.	288.	302.	161.	238.	276.	316.	428.	
	48"	15"	1 1/16"	BC1TOP1548(S/L/V)	161.	176.	184.	161.	238.	277.	319.	430.	
	53"	15"	1 1/16"	BC1TOP1553(S/L/V)	267.	294.	306.	267.	294.	295.	340.	458.	
	59"	15"	1 1/16"	BC1TOP1559(S/L/V)	267.	294.	307.	267.	302.	302.	348.	470.	
	59"	15"	1 1/16"	BC1TOP1560P(S/L/V)	267.	294.	307.	267.	302.	302.	348.	470.	
	65"	15"	1 1/16"	BC1TOP1565(S/L/V)	283.	311.	328.	283.	405.	310.	357.	482.	
	70"	15"	1 1/16"	BC1TOP1570(S/L/V)	284.	312.	328.	284.	409.	316.	366.	492.	
	71"	15"	1 1/16"	BC1TOP1571(S/L/V)	284.	312.	328.	284.	409.	319.	367.	494.	
	71"	15"	1 1/16"	BC1TOP1572P(S/L/V)	284.	312.	328.	284.	409.	320.	368.	495.	
	76"	15"	1 1/16"	BC1TOP1576(L/V)					300.	415.	325.	374.	504.
	77"	15"	1 1/16"	BC1TOP1577(S/L/V)	300.	332.	346.	300.	415.	327.	375.	506.	
	82"	15"	1 1/16"	BC1TOP1582(L/V)					300.	418.	334.	383.	516.
	83"	15"	1 1/16"	BC1TOP1583(S/L/V)	300.	332.	346.	300.	418.	335.	384.	518.	
	88"	15"	1 1/16"	BC1TOP1588(L/V)					321.	421.	341.	391.	527.
	89"	15"	1 1/16"	BC1TOP1589(L/V)					322.	421.	342.	392.	531.
	94"	15"	1 1/16"	BC1TOP1594(L/V)					330.	427.	349.	401.	542.
95"	15"	1 1/16"	BC1TOP1595(L/V)					330.	427.	350.	404.	545.	

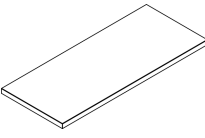
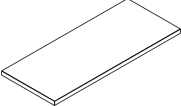
Order Code	Specification Information	Application Notes
Example:	L1 finishes include: 114 - Folkstone Grey 117 - Soft Grey 118 - Bright White 119 - Pumice L2 finishes include all other standard Knoll core laminate finishes.	Tops for 42" h to 78" h units are available in 1 1/16" thickness to match standard shelf thickness. Full top widths are computed by taking the nominal full width of single or connected units and subtracting 1" for each mid panel utilized. Due to the large number of unit combinations possible, only the most common sizes are available as standard product. 72P top is a nominal 71" w top specifically designed for use with the 72" w upper shelf kits. It will not work with any other 72" w combination. 60P top is a nominal 59" w top specifically designed for use above 60" w upper shelf kits. It will not work with any other 60" w combination.
	Painted steel top include top trim panel to provide a smooth appearance to the underside of the top.	Steel tops include finished top insert panel. Steel top sizes correspond to the following size configurations only: 47" = two 24" sections 53" = one 24" and one 30" section 59" = two 30" sections 65" = one 30" and one 36" section 70" = three 24" sections 71" = one 24" and one 48" section 72" = for 72" w pre-configured only 77" = one 30" and one 48" section 82" = one 24" and two 30" sections 83" = one 36" and one 48" section

Tops
End Position / Mid Position
credenza or worksurface height units

description	w	actual w	d	h	pattern no.	L1	L2	V1	V2	V3
Top, end position 	18"	17 1/2"	15"	1 1/4"	BC1ETOPW1518(L/V)	\$129.	\$135.	\$232.	\$267.	\$362.
	24"	23 1/2"	15"	1 1/4"	BC1ETOPW1524(L/V)	137.	143.	242.	278.	376.
	30"	29 1/2"	15"	1 1/4"	BC1ETOPW1530(L/V)	145.	174.	250.	287.	388.
	36"	35 1/2"	15"	1 1/4"	BC1ETOPW1536(L/V)	155.	236.	258.	296.	400.
	42"	41 1/2"	15"	1 1/4"	BC1ETOPW1542(L/V)	163.	240.	266.	306.	414.
	48"	47 1/2"	15"	1 1/4"	BC1ETOPW1548(L/V)	168.	246.	277.	319.	430.
Top, mid position 	24"	23"	15"	1 1/4"	BC1MTOPW1524(L/V)	137.	143.	242.	278.	376.
	30"	29"	15"	1 1/4"	BC1MTOPW1530(L/V)	145.	174.	249.	286.	387.
	36"	35"	15"	1 1/4"	BC1MTOPW1536(L/V)	155.	235.	258.	296.	400.
	42"	41"	15"	1 1/4"	BC1MTOPW1542(L/V)	163.	240.	265.	305.	413.
	48"	47"	15"	1 1/4"	BC1MTOPW1548(L/V)	168.	245.	276.	316.	428.

Order Code	Specification Informatin	Application Notes
Example: _____ _____ _____ _____ _____ _____	L1 finishes include: 114 - Folkstone Grey 117 - Soft Grey 118 - Bright White 119 - Pumice L2 finishes include all other standard Knoll core laminate finishes.	Tops for credenza or worksurface height units are available in 1 1/4" thick laminate or veneer only. End and mid position tops are designed to cover single Template section widths occurring at either the end or middle of a run. End position tops are actual width minus 1/2" to butt up against a mid position top or another end position top.





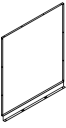
Tops
End Position / Mid Position
42" h to 78" h units

description	w	actual w	d	h	pattern no.	P1	P2	P3	L1	L2	V1	V2	V3
Top, end position 	15"	14 1/2"	15"	1 1/16"	BC1ETOP1515(S/L/V)	\$122.	\$133.	\$139.	\$122.	\$128.	\$258.	\$296.	\$400.
	18"	17 1/2"	15"	1 1/16"	BC1ETOP1518(S/L/V)	126.	138.	143.	126.	132.	263.	302.	409.
	24"	23 1/2"	15"	1 1/16"	BC1ETOP1524(S/L/V)	133.	145.	153.	133.	139.	274.	315.	426.
	30"	29 1/2"	15"	1 1/16"	BC1ETOP1530(S/L/V)	140.	156.	162.	140.	169.	285.	329.	442.
	36"	35 1/2"	15"	1 1/16"	BC1ETOP1536(S/L/V)	149.	164.	171.	149.	227.	295.	340.	458.
	42"	41 1/2"	15"	1 1/16"	BC1ETOP1542(S/L/V)	157.	172.	180.	157.	231.	305.	351.	474.
	48"	47 1/2"	15"	1 1/16"	BC1ETOP1548(S/L/V)	163.	178.	186.	163.	238.	319.	367.	494.
	59"	58 1/2"	15"	1 1/16"	BC1ETOP1560P(S/L/V)	254.	280.	293.	254.	402.	363.	386.	398.
71"	70 1/2"	15"	1 1/16"	BC1ETOP1572P(S/L/V)	260.	285.	298.	260.	408.	368.	391.	405.	
Top, mid position 	15"	14"	15"	1 1/16"	BC1MTOP1515(S/L/V)	122.	133.	139.	122.	128.	258.	296.	400.
	18"	17"	15"	1 1/16"	BC1MTOP1518(S/L/V)	126.	138.	143.	126.	132.	263.	302.	409.
	24"	23"	15"	1 1/16"	BC1MTOP1524(S/L/V)	133.	145.	153.	133.	139.	273.	314.	425.
	30"	29"	15"	1 1/16"	BC1MTOP1530(S/L/V)	140.	156.	162.	140.	168.	284.	328.	441.
	36"	35"	15"	1 1/16"	BC1MTOP1536(S/L/V)	149.	164.	171.	149.	226.	294.	339.	457.
	42"	41"	15"	1 1/16"	BC1MTOP1542(S/L/V)	157.	172.	180.	157.	231.	304.	350.	473.
	48"	47"	15"	1 1/16"	BC1MTOP1548(S/L/V)	163.	178.	186.	163.	238.	316.	366.	492.
	59"	58"	15"	1 1/16"	BC1MTOP1560P(S/L/V)	254.	280.	293.	254.	402.	363.	386.	398.
71"	70"	15"	1 1/16"	BC1MTOP1572P(S/L/V)	260.	285.	298.	260.	408.	368.	391.	405.	

Order Code	Specification Information	Application Notes
Example: _____ _____ _____ _____ _____ _____	L1 finishes include: 114 - Folkstone Grey 117 - Soft Grey 118 - Bright White 119 - Pumice L2 finishes include all other standard Knoll core laminate finishes. Painted steel tops include top trim panel to provide a smooth appearance to the underside of the top.	Tops for 42" h to 78" h units are available in 1 1/16" thickness to match standard shelf thickness. End and mid position tops are designed to cover single Template section widths occurring at either the end or middle of a run. End position tops are actual width minus 1/2" to butt up against a mid position top or another end position top.
		Mid position tops are actual width minus 1" to butt up against adjacent end/mid position tops. 72P top is a nominal 71" w top specifically designed for use with the 72" w upper shelf kits. It will not work with any other 72" w combination. 60P top is a nominal 59" w top specifically designed for use above 60" w upper shelf kits. It will not work with any other 60" w combination.

Full Height Back Kit

16"h to 50"h painted

description	w	d	h	pattern no.	P1	P2	P3
 16"h full height back kit, painted	18"		16"	BB2FBK1618P	\$129.	\$141.	\$147.
	24"		16"	BB2FBK1624P	133.	147.	155.
	30"		16"	BB2FBK1630P	137.	153.	159.
	36"		16"	BB2FBK1636P	142.	158.	164.
	42"		16"	BB2FBK1642P	146.	162.	169.
	48"		16"	BB2FBK1648P	151.	168.	174.
 22"h full height back kit, painted	18"		22"	BB2FBK2218P	133.	145.	152.
	24"		22"	BB2FBK2224P	137.	151.	159.
	30"		22"	BB2FBK2230P	141.	157.	163.
	36"		22"	BB2FBK2236P	146.	161.	168.
	42"		22"	BB2FBK2242P	151.	166.	173.
	48"		22"	BB2FBK2248P	156.	171.	178.
 25"h Antenna full height back kit, painted	18"		25"	BB2FBK2518P	136.	150.	157.
	24"		25"	BB2FBK2524P	142.	157.	164.
	30"		25"	BB2FBK2530P	149.	164.	171.
	36"		25"	BB2FBK2536P	155.	170.	177.
	42"		25"	BB2FBK2542P	160.	176.	183.
	48"		25"	BB2FBK2548P	166.	182.	192.
 28"h full height back kit, painted	18"		28"	BB2FBK2818P	136.	150.	157.
	23 1/2"		28"	BB2FBK2823P	142.	157.	164.
	24"		28"	BB2FBK2824P	142.	157.	164.
	29 1/2"		28"	BB2FBK2829P	149.	164.	171.
	30"		28"	BB2FBK2830P	149.	164.	171.
	36"		28"	BB2FBK2836P	155.	170.	177.
	42"		28"	BB2FBK2842P	160.	176.	183.
	48"		28"	BB2FBK2848P	166.	182.	192.
 42"h full height back kit, painted	15"		42"	BB2FBK4215P	169.	184.	194.
	18"		42"	BB2FBK4218P	169.	184.	194.
	24"		42"	BB2FBK4224P	182.	201.	210.
	30"		42"	BB2FBK4230P	198.	217.	227.
	36"		42"	BB2FBK4236P	212.	234.	244.
	42"		42"	BB2FBK4242P	227.	249.	261.
	48"		42"	BB2FBK4248P	241.	265.	278.

Order Code

Example:

Specification Information

Add a "GL" (left grommet position) or "GR" (right grommet position) plus \$40 list to any width 28"h painted back for access to a corresponding below worksurface knockout in adjacent end or mid panel.

Application Notes

Full backs cover sections from the base to the underside of a top.

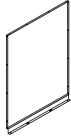
22"h and 28"h full back kits are also utilized under worksurface shelves when there is either a reversal or pass-through above credenza or worksurface height.

15"w full backs are only available on units 57"h to 71"h.

Back grommets for 28"h painted backs designed to be used with worksurface mounted electrical components listed on page 0.

Full Height Back Kit

16" h to 50" h painted

description	w	d	h	pattern no.	P1	P2	P3
 50" h full height back kit, painted	15"		50"	BB2FBK5015P	\$169.	\$185.	\$195.
	18"		50"	BB2FBK5018P	169.	185.	195.
	24"		50"	BB2FBK5024P	183.	202.	211.
	30"		50"	BB2FBK5030P	199.	217.	228.
	36"		50"	BB2FBK5036P	213.	235.	245.
	42"		50"	BB2FBK5042P	228.	250.	262.
	48"		50"	BB2FBK5048P	242.	266.	279.

Order Code

Example:

Specification Information

Add a "GL" (left grommet position) or "GR" (right grommet position) plus \$40 list to any width 28" h painted back for access to a corresponding below worksurface knockout in adjacent end or mid panel.

Application Notes

Full backs cover sections from the base to the underside of a top.





22" h and 28" h full back kits are also utilized under worksurface shelves when there is either a reversal or pass-through above credenza or worksurface height.

15" w full backs are only available on units 57" h to 71" h.

 Back grommets for 28" h painted backs designed to be used with worksurface mounted electrical components listed on page 0.

Full Height Back Kit

57" h to 78" h painted

description	w	d	h	pattern no.	P1	P2	P3
 57" h full height back kit, painted	15"		57"	BB2FBK5715P	\$133.	\$146.	\$153.
	18"		57"	BB2FBK5718P	170.	185.	195.
	24"		57"	BB2FBK5724P	184.	203.	212.
	30"		57"	BB2FBK5730P	200.	218.	229.
	36"		57"	BB2FBK5736P	214.	236.	246.
	42"		57"	BB2FBK5742P	229.	251.	263.
	48"		57"	BB2FBK5748P	244.	268.	280.
 64" h full height back kit, painted	15"		64"	BB2FBK6415P	134.	147.	155.
	18"		64"	BB2FBK6418P	170.	186.	196.
	24"		64"	BB2FBK6424P	180.	199.	208.
	30"		64"	BB2FBK6430P	196.	214.	225.
	36"		64"	BB2FBK6436P	210.	231.	242.
	42"		64"	BB2FBK6442P	225.	248.	259.
	48"		64"	BB2FBK6448P	241.	264.	277.
 71" h full height back kit, painted	15"		71"	BB2FBK7115P	256.	282.	295.
	18"		71"	BB2FBK7118P	278.	305.	320.
	24"		71"	BB2FBK7124P	296.	327.	341.
	30"		71"	BB2FBK7130P	313.	346.	362.
	36"		71"	BB2FBK7136P	333.	366.	382.
	42"		71"	BB2FBK7142P	350.	385.	402.
	48"		71"	BB2FBK7148P	369.	406.	423.
 78" h full height back kit, painted	18"		78"	BB2FBK7818P	282.	310.	325.
	24"		78"	BB2FBK7824P	302.	334.	348.
	30"		78"	BB2FBK7830P	323.	354.	371.
	36"		78"	BB2FBK7836P	342.	377.	393.
	42"		78"	BB2FBK7842P	363.	398.	417.
	48"		78"	BB2FBK7848P	382.	420.	439.

Order Code

Specification Information

Application Notes

Example:

Full backs cover sections from the base to the underside of a top.

22" h and 28" h full back kits are also utilized under worksurface shelves when there is either a reversal or pass-through above credenza or worksurface height.





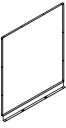
15" w full backs are only available on units 57" h to 71" h.

71" h and 78" h backs are segmented due to their size. Pattern number includes two back sections; one bottom position back approximately 15" h to line up with the top of a bottom file drawer and one top position back to cover the remaining height.

Full Height Back Kit

16" h to 50" h fabric

Template

description	w	d	h	pattern no.	10	15	20	25	30	35	40	45
 16" h full height back kit, fabric	18"	1/2"	16"	BB2FBK1618F	\$220.	\$227.	\$239.	\$243.	\$250.	\$254.	\$259.	\$265.
	24"	1/2"	16"	BB2FBK1624F	232.	239.	250.	255.	263.	267.	271.	279.
	30"	1/2"	16"	BB2FBK1630F	239.	246.	258.	263.	269.	274.	280.	286.
	36"	1/2"	16"	BB2FBK1636F	262.	269.	283.	288.	296.	301.	306.	314.
	42"	1/2"	16"	BB2FBK1642F	268.	276.	289.	295.	303.	308.	313.	323.
	48"	1/2"	16"	BB2FBK1648F	277.	285.	299.	305.	313.	320.	325.	334.
 22" h full height back kit, fabric	18"	1/2"	22"	BB2FBK2218F	225.	231.	243.	247.	254.	259.	263.	269.
	24"	1/2"	22"	BB2FBK2224F	237.	243.	254.	260.	267.	271.	276.	283.
	30"	1/2"	22"	BB2FBK2230F	243.	250.	262.	267.	273.	279.	284.	290.
	36"	1/2"	22"	BB2FBK2236F	266.	273.	287.	293.	300.	305.	310.	320.
	42"	1/2"	22"	BB2FBK2242F	272.	280.	294.	299.	307.	312.	319.	328.
	48"	1/2"	22"	BB2FBK2248F	281.	289.	303.	309.	319.	324.	330.	338.
 25" h Antenna full height back kit, fabric	18"	1/2"	25"	BB2FBK2518F	234.	240.	251.	255.	263.	267.	272.	279.
	24"	1/2"	25"	BB2FBK2524F	249.	256.	268.	273.	281.	286.	291.	299.
	30"	1/2"	25"	BB2FBK2530F	258.	265.	278.	283.	290.	296.	301.	308.
	36"	1/2"	25"	BB2FBK2536F	285.	294.	307.	313.	323.	329.	335.	343.
	42"	1/2"	25"	BB2FBK2542F	295.	303.	319.	325.	334.	340.	345.	354.
	48"	1/2"	25"	BB2FBK2548F	305.	314.	331.	337.	346.	351.	357.	368.
 28" h full height back kit, fabric	18"	1/2"	28"	BB2FBK2818F	234.	240.	251.	255.	263.	267.	272.	279.
	23 1/2"	1/2"	28"	BB2FBK2823F	249.	256.	268.	273.	281.	286.	291.	299.
	24"	1/2"	28"	BB2FBK2824F	249.	256.	268.	273.	281.	286.	291.	299.
	29 1/2"	1/2"	28"	BB2FBK2829F	258.	265.	278.	283.	290.	296.	301.	308.
	30"	1/2"	28"	BB2FBK2830F	258.	265.	278.	283.	290.	296.	301.	308.
	36"	1/2"	28"	BB2FBK2836F	285.	294.	307.	313.	323.	329.	335.	343.
	42"	1/2"	28"	BB2FBK2842F	295.	303.	319.	325.	334.	340.	345.	354.
	48"	1/2"	28"	BB2FBK2848F	305.	314.	331.	337.	346.	351.	357.	368.
 42" h full height back kit, fabric	15"	1/2"	42"	BB2FBK4215F	273.	282.	296.	301.	309.	314.	321.	330.
	18"	1/2"	42"	BB2FBK4218F	273.	282.	296.	301.	309.	314.	321.	330.
	24"	1/2"	42"	BB2FBK4224F	303.	312.	329.	335.	343.	349.	355.	365.
	30"	1/2"	42"	BB2FBK4230F	324.	334.	349.	355.	367.	373.	379.	388.
	36"	1/2"	42"	BB2FBK4236F	372.	382.	401.	409.	419.	426.	434.	446.
	42"	1/2"	42"	BB2FBK4242F	389.	401.	421.	428.	440.	449.	456.	468.
	48"	1/2"	42"	BB2FBK4248F	411.	422.	443.	451.	464.	472.	479.	492.

Order Code

Example: _____

Specification Information

Specify a paint color for the metal portion of the back which is visible from the inside of the unit and a fabric for the fabric insert on the back side.

Application Notes

Full backs cover sections from the base to the underside of a top.

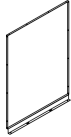
22" h and 28" h full back kits are also utilized under worksurface shelves when there is either a reversal or pass-through above credenza or worksurface height.

15" w full backs are only available on units 57" h to 71" h.

Fabric backs consist of two pieces; an inset metal back that is visible from the inside of the unit and a 1/2" thick fabric insert that mounts to the back side of the metal back.

Full Height Back Kit

16" h to 50" h fabric

description	w	d	h	pattern no.	10	15	20	25	30	35	40	45
 50" h full height back kit, fabric	15"	1/2"	50"	BB2FBK5015F	\$282.	\$290.	\$304.	\$309.	\$319.	\$324.	\$331.	\$339.
	18"	1/2"	50"	BB2FBK5018F	282.	290.	304.	309.	319.	324.	331.	339.
	24"	1/2"	50"	BB2FBK5024F	312.	323.	339.	345.	354.	359.	367.	376.
	30"	1/2"	50"	BB2FBK5030F	334.	344.	359.	368.	377.	383.	390.	400.
	36"	1/2"	50"	BB2FBK5036F	388.	400.	420.	427.	439.	447.	455.	467.
	42"	1/2"	50"	BB2FBK5042F	410.	421.	442.	450.	462.	471.	478.	491.
	48"	1/2"	50"	BB2FBK5048F	430.	442.	464.	473.	485.	494.	503.	515.

Order Code

Example: _____

Specification Information

Specify a paint color for the metal portion of the back which is visible from the inside of the unit and a fabric for the fabric insert on the back side.

Application Notes

Full backs cover sections from the base to the underside of a top.





22" h and 28" h full back kits are also utilized under worksurface shelves when there is either a reversal or pass-through above credenza or worksurface height.

15" w full backs are only available on units 57" h to 71" h.

Fabric backs consist of two pieces; an inset metal back that is visible from the inside of the unit and a 1/2" thick fabric insert that mounts to the back side of the metal back.

Full Height Back Kit

57" h to 78" h fabric

description	w	d	h	pattern no.	10	15	20	25	30	35	40	45
 57" h full height back kit, fabric	15"	1/2"	57"	BB2FBK5715F	\$243.	\$249.	\$262.	\$266.	\$273.	\$279.	\$283.	\$290.
	18"	1/2"	57"	BB2FBK5718F	287.	296.	310.	315.	325.	332.	337.	345.
	24"	1/2"	57"	BB2FBK5724F	323.	333.	349.	355.	366.	372.	378.	387.
	30"	1/2"	57"	BB2FBK5730F	346.	355.	374.	380.	390.	398.	405.	415.
	36"	1/2"	57"	BB2FBK5736F	406.	418.	438.	446.	458.	466.	474.	486.
	42"	1/2"	57"	BB2FBK5742F	428.	441.	462.	471.	483.	492.	501.	513.
	48"	1/2"	57"	BB2FBK5748F	449.	462.	484.	494.	508.	516.	524.	540.
 64" h full height back kit, fabric	15"	1/2"	64"	BB2FBK6415F	248.	255.	267.	272.	280.	285.	289.	297.
	18"	1/2"	64"	BB2FBK6418F	296.	304.	320.	327.	335.	340.	346.	354.
	24"	1/2"	64"	BB2FBK6424F	329.	339.	354.	362.	372.	378.	384.	393.
	30"	1/2"	64"	BB2FBK6430F	351.	363.	379.	386.	397.	404.	411.	421.
	36"	1/2"	64"	BB2FBK6436F	418.	431.	452.	459.	472.	480.	489.	502.
	42"	1/2"	64"	BB2FBK6442F	440.	454.	476.	484.	497.	507.	515.	527.
	48"	1/2"	64"	BB2FBK6448F	466.	480.	504.	512.	526.	537.	546.	559.
 71" h full height back kit, fabric	15"	1/2"	71"	BB2FBK7115F	371.	382.	400.	408.	419.	426.	434.	444.
	18"	1/2"	71"	BB2FBK7118F	406.	417.	437.	446.	457.	466.	474.	485.
	24"	1/2"	71"	BB2FBK7124F	449.	461.	484.	493.	507.	515.	524.	539.
	30"	1/2"	71"	BB2FBK7130F	476.	490.	514.	523.	539.	548.	557.	572.
	36"	1/2"	71"	BB2FBK7136F	552.	569.	596.	607.	624.	634.	645.	662.
	42"	1/2"	71"	BB2FBK7142F	580.	596.	626.	638.	654.	666.	678.	694.
	48"	1/2"	71"	BB2FBK7148F	608.	626.	656.	668.	686.	698.	711.	729.
 78" h full height back kit, fabric	18"	1/2"	78"	BB2FBK7818F	415.	427.	449.	457.	469.	477.	485.	499.
	24"	1/2"	78"	BB2FBK7824F	465.	478.	502.	510.	524.	535.	544.	557.
	30"	1/2"	78"	BB2FBK7830F	493.	508.	534.	543.	557.	568.	578.	592.
	36"	1/2"	78"	BB2FBK7836F	578.	595.	624.	636.	652.	664.	678.	692.
	42"	1/2"	78"	BB2FBK7842F	607.	625.	655.	667.	685.	697.	710.	727.
	48"	1/2"	78"	BB2FBK7848F	639.	658.	690.	703.	722.	734.	749.	767.

Order Code

Example:

Specification Information

Specify a paint color for the metal portion of the back which is visible from the inside of the unit and a fabric for the fabric insert on the back side.

Application Notes

Full backs cover sections from the base to the underside of a top.

22" h and 28" h full back kits are also utilized under worksurface shelves when there is either a reversal or pass-through above credenza or worksurface height.

15" w full backs are only available on units 57" h to 71" h.

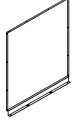
Fabric backs consist of two pieces; an inset metal back that is visible from the inside of the unit and a 1/2" thick fabric insert that mounts to the back side of the metal back.

71" h and 78" h backs are segmented due to their size. Pattern number includes two back sections; one bottom position back approximately 15" h to line up with the top of a bottom file drawer and one top position back to cover the remaining height.

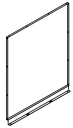
Lower Back Kit

42" h, 44" h and 49" h painted

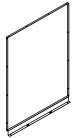
description	w	d	h	pattern no.	P1	P2	P3
42" h lower back kit, painted For use on 57" h unit with 15" h top pass-through or reversed storage	18"		42"	BB2LBK4218P	\$179.	\$198.	\$207.
	24"		42"	BB2LBK4224P	196.	214.	224.
	30"		42"	BB2LBK4230P	210.	231.	242.
	36"		42"	BB2LBK4236P	226.	248.	260.
	42"		42"	BB2LBK4242P	241.	265.	277.
	48"		42"	BB2LBK4248P	255.	281.	294.



44" h lower back kit, painted For use on 64" h unit with 20" h top pass-through or reversed storage	18"		44"	BB2LBK4418P	179.	198.	207.
	24"		44"	BB2LBK4424P	196.	214.	224.
	30"		44"	BB2LBK4430P	210.	231.	242.
	36"		44"	BB2LBK4436P	226.	248.	260.
	42"		44"	BB2LBK4442P	241.	265.	277.
	48"		44"	BB2LBK4448P	256.	282.	295.



49" h lower back kit, painted For use on 64" h unit with 15" h top pass-through or reversed storage	18"		49"	BB2LBK4918P	180.	199.	207.
	24"		49"	BB2LBK4924P	196.	215.	225.
	30"		49"	BB2LBK4930P	211.	232.	243.
	36"		49"	BB2LBK4936P	227.	249.	261.
	42"		49"	BB2LBK4942P	242.	266.	278.
	48"		49"	BB2LBK4948P	256.	283.	296.



Order Code

Specification Information

Application Notes

Example:

Lower back covers a section from the base to a shelf height positioned to match either a 15" h or 20" h standard top position storage opening or pass-through.

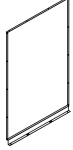
Lower back includes a spacer bar that fills the step created where the back meets a standard shelf.

Lower backs are not offered in 22" or 28" heights as a full back is always utilized at those heights. The flush nature of the worksurface shelf utilized at those heights negates the need for a lower back with spacer.

Lower Back Kit

51" h, 56" h and 58" h painted

description	w	d	h	pattern no.	P1	P2	P3
51" h lower back kit, painted For use on 71" h unit with 20" h top pass-through or reversed storage	18"		51"	BB2LBK5118P	\$178.	\$197.	\$205.
	24"		51"	BB2LBK5124P	194.	212.	221.
	30"		51"	BB2LBK5130P	207.	228.	238.
	36"		51"	BB2LBK5136P	221.	244.	255.
	42"		51"	BB2LBK5142P	237.	260.	271.
	48"		51"	BB2LBK5148P	250.	276.	288.



56" h lower back kit, painted For use on 71" h unit with 15" h top pass-through or reversed storage	18"		56"	BB2LBK5618P	180.	199.	208.
	24"		56"	BB2LBK5624P	197.	215.	226.
	30"		56"	BB2LBK5630P	212.	234.	244.
	36"		56"	BB2LBK5636P	227.	250.	262.
	42"		56"	BB2LBK5642P	243.	267.	280.
	48"		56"	BB2LBK5648P	259.	284.	297.



58" h lower back kit, painted For use on 78" h unit with 20" h top pass-through or reversed storage	18"		58"	BB2LBK5818P	180.	199.	208.
	24"		58"	BB2LBK5824P	197.	216.	226.
	30"		58"	BB2LBK5830P	212.	234.	244.
	36"		58"	BB2LBK5836P	228.	250.	262.
	42"		58"	BB2LBK5842P	243.	267.	280.
	48"		58"	BB2LBK5848P	259.	284.	297.



Order Code

Specification Information

Application Notes

Example:

Lower back covers a section from the base to a shelf height positioned to match either a 15" h or 20" h standard top position storage opening or pass-through.

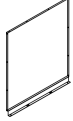
Lower back includes a spacer bar that fills the step created where the back meets a standard shelf.

Lower backs are not offered in 22" or 28" heights as a full back is always utilized at those heights. The flush nature of the worksurface shelf utilized at those heights negates the need for a lower back with spacer.

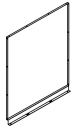
Lower Back Kit

42" h, 44" h and 49" h fabric

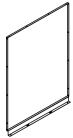
description	w	d	h	pattern no.	10	15	20	25	30	35	40	45
42" h lower back kit, fabric	18"		42"	BB2LBK4218F	\$285.	\$294.	\$308.	\$313.	\$323.	\$329.	\$335.	\$343.
For use on 57" h unit with 15" h top pass-through or reversed storage	24"		42"	BB2LBK4224F	314.	325.	341.	347.	355.	363.	369.	378.
	30"		42"	BB2LBK4230F	336.	346.	364.	370.	380.	386.	392.	404.
	36"		42"	BB2LBK4236F	384.	396.	415.	423.	434.	442.	450.	461.
	42"		42"	BB2LBK4242F	404.	416.	436.	443.	456.	464.	472.	483.
	48"		42"	BB2LBK4248F	424.	437.	458.	467.	479.	488.	496.	509.



44" h lower back kit, fabric	18"		44"	BB2LBK4418F	288.	297.	310.	316.	327.	332.	338.	346.
For use on 64" h unit with 20" h top pass-through or reversed storage	24"		44"	BB2LBK4424F	319.	329.	344.	350.	359.	367.	373.	382.
	30"		44"	BB2LBK4430F	340.	349.	367.	374.	383.	390.	397.	408.
	36"		44"	BB2LBK4436F	389.	401.	421.	428.	440.	448.	456.	468.
	42"		44"	BB2LBK4442F	409.	421.	441.	450.	462.	470.	478.	491.
	48"		44"	BB2LBK4448F	430.	442.	465.	473.	485.	494.	503.	515.



49" h lower back kit, fabric	18"		49"	BB2LBK4918F	293.	301.	315.	323.	332.	338.	343.	351.
For use on 64" h unit with 15" h top pass-through or reversed storage	24"		49"	BB2LBK4924F	325.	335.	350.	357.	368.	374.	380.	389.
	30"		49"	BB2LBK4930F	346.	355.	374.	380.	390.	397.	405.	415.
	36"		49"	BB2LBK4936F	401.	414.	434.	441.	454.	461.	470.	481.
	42"		49"	BB2LBK4942F	422.	435.	456.	465.	477.	485.	494.	507.
	48"		49"	BB2LBK4948F	443.	457.	479.	488.	502.	510.	519.	534.

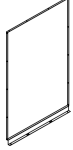


Order Code	Specification Information	Application Notes
Example: _____ _____ _____ _____ _____ _____	Specify a paint color for the metal portion of the back which is visible from the inside of the unit and a fabric for the fabric insert on the back side.	<p>Lower back covers a section from the base to a shelf height positioned to match either a 15" h or 20" h standard top position storage opening or pass-through.</p> <p>Lower back includes a spacer bar that fills the step created where the back meets a standard shelf.</p> <p>Lower backs are not offered in 22" or 28" heights as a full back is always utilized at those heights. The flush nature of the worksurface shelf utilized at those heights negates the need for a lower back with spacer.</p> <p>The 1 1/16" h spacer bar is available painted only and will be visible on top of a fabric lower back as it is designed to be an extension of the steel shelf behind it.</p>

Lower Back Kit

51" h, 56" h and 58" h fabric

description	w	d	h	pattern no.	10	15	20	25	30	35	40	45
51" h lower back kit, fabric For use on 71" h unit with 20" h top pass-through or reversed storage	18"		51"	BB2LBK5118F	\$291.	\$301.	\$314.	\$322.	\$331.	\$337.	\$342.	\$350.
	24"		51"	BB2LBK5124F	327.	336.	351.	358.	369.	375.	381.	390.
	30"		51"	BB2LBK5130F	346.	355.	374.	380.	390.	397.	405.	415.
	36"		51"	BB2LBK5136F	402.	414.	434.	442.	454.	462.	470.	482.
	42"		51"	BB2LBK5142F	422.	435.	456.	465.	477.	485.	494.	506.
	48"		51"	BB2LBK5148F	444.	458.	480.	489.	503.	511.	519.	535.



56" h lower back kit, fabric For use on 71" h unit with 15" h top pass-through or reversed storage	18"		56"	BB2LBK5618F	299.	307.	323.	330.	338.	344.	350.	358.
	24"		56"	BB2LBK5624F	335.	345.	362.	369.	378.	384.	391.	401.
	30"		56"	BB2LBK5630F	357.	369.	386.	393.	405.	412.	418.	428.
	36"		56"	BB2LBK5636F	419.	431.	452.	460.	473.	481.	490.	502.
	42"		56"	BB2LBK5642F	441.	455.	477.	485.	499.	508.	516.	528.
	48"		56"	BB2LBK5648F	464.	477.	501.	510.	523.	535.	543.	556.



58" h lower back kit, fabric For use on 78" h unit with 20" h top pass-through or reversed storage	18"		58"	BB2LBK5818F	299.	307.	324.	330.	339.	344.	350.	358.
	24"		58"	BB2LBK5824F	336.	345.	363.	369.	379.	385.	392.	402.
	30"		58"	BB2LBK5830F	358.	370.	387.	394.	406.	413.	419.	431.
	36"		58"	BB2LBK5836F	420.	433.	454.	462.	474.	482.	491.	504.
	42"		58"	BB2LBK5842F	442.	456.	478.	486.	500.	509.	517.	533.
	48"		58"	BB2LBK5848F	466.	479.	503.	512.	525.	537.	546.	559.



Order Code	Specification Information	Application Notes
Example: _____ _____ _____ _____ _____ _____	Specify a paint color for the metal portion of the back which is visible from the inside of the unit and a fabric for the fabric insert on the back side.	<p>Lower back covers a section from the base to a shelf height positioned to match either a 15" h or 20" h standard top position storage opening or pass-through.</p> <p>Lower back includes a spacer bar that fills the step created where the back meets a standard shelf.</p> <p>Lower backs are not offered in 22" or 28" heights as a full back is always utilized at those heights. The flush nature of the worksurface shelf utilized at those heights negates the need for a lower back with spacer.</p> <p>The 1 1/16" h spacer bar is available painted only and will be visible on top of a fabric lower back as it is designed to be an extension of the steel shelf behind it.</p>

Upper Back Kit

14"h, 15"h, 20"h and 22"h painted

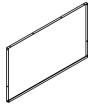
description	w	d	h	pattern no.	P1	P2	P3
14"h upper back kit, painted For use on 42"h unit with reversal at worksurface height (not compatible with 15"h door components)	18"		14"	BB1UBK1418P	\$132.	\$144.	\$151.
	24"		14"	BB1UBK1424P	135.	147.	156.
	30"		14"	BB1UBK1430P	138.	152.	159.
	36"		14"	BB1UBK1436P	141.	156.	162.
	42"		14"	BB1UBK1442P	144.	159.	166.
	48"		14"	BB1UBK1448P	147.	162.	169.



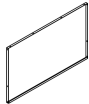
15"h upper back kit, painted For use on 57"h and taller units with pass through or reversed shelf storage below (compatible with all 15"h door kits)	18"		15"	BB1UBK1518P	139.	153.	161.
	24"		15"	BB1UBK1524P	145.	160.	167.
	30"		15"	BB1UBK1530P	151.	166.	173.
	36"		15"	BB1UBK1536P	158.	172.	180.
	42"		15"	BB1UBK1542P	163.	179.	186.
	48"		15"	BB1UBK1548P	169.	185.	195.
	60"		15"	BB1UBK1560P	179.	197.	205.
	72"		15"	BB1UBK1572P	184.	202.	210.



20"h upper back kit, painted For use on 57"h and taller units with pass through or reversed shelf storage below (compatible with all 20"h door kits)	18"		20"	BB1UBK2018P	139.	153.	161.
	24"		20"	BB1UBK2024P	145.	161.	167.
	30"		20"	BB1UBK2030P	152.	167.	174.
	36"		20"	BB1UBK2036P	158.	173.	181.
	42"		20"	BB1UBK2042P	164.	179.	187.
	48"		20"	BB1UBK2048P	170.	186.	196.
	60"		20"	BB1UBK2060P	192.	208.	216.
	72"		20"	BB1UBK2072P	197.	213.	221.



22"h upper back kit, painted For use on 50" unit reversal at worksurface height	18"		22"	BB1UBK2218P	139.	153.	161.
	24"		22"	BB1UBK2224P	145.	161.	168.
	30"		22"	BB1UBK2230P	152.	167.	174.
	36"		22"	BB1UBK2236P	158.	173.	181.
	42"		22"	BB1UBK2242P	164.	179.	187.
	48"		22"	BB1UBK2248P	170.	186.	196.

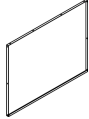


Order Code	Specification Information	Application Notes
Example: _____ _____ _____ _____ _____ _____		Upper back covers a section from the top to the underside of a shelf or worksurface shelf. 15"h and 20"h upper backs are designed to work with corresponding storage doors. All other heights are designed to create units with reversal at worksurface or credenza height as noted.
		60"w and 72"w upper back kits are required with all 60"w and 72"w upper shelf kits.

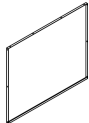
Upper Back Kit

28"h, 29"h, 35"h and 36"h painted

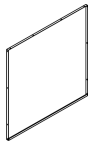
description	w	d	h	pattern no.	P1	P2	P3
28"h upper back kit, painted	18"		28"	BB1UBK2818P	\$152.	\$168.	\$175.
For use on 50"h unit with reversal at credenza height	24"		28"	BB1UBK2824P	164.	179.	187.
	30"		28"	BB1UBK2830P	174.	192.	200.
	36"		28"	BB1UBK2836P	184.	204.	212.
	42"		28"	BB1UBK2842P	196.	215.	225.
	48"		28"	BB1UBK2848P	207.	227.	238.



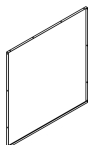
29"h upper back kit, painted	18"		29"	BB1UBK2918P	152.	168.	175.
For use on 57"h unit with reversal at worksurface height	24"		29"	BB1UBK2924P	164.	179.	187.
	30"		29"	BB1UBK2930P	174.	192.	200.
	36"		29"	BB1UBK2936P	184.	204.	212.
	42"		29"	BB1UBK2942P	196.	215.	225.
	48"		29"	BB1UBK2948P	207.	227.	238.



35"h upper back kit, painted	18"		35"	BB1UBK3518P	153.	168.	175.
For use on 57"h unit with reversal at credenza height	24"		35"	BB1UBK3524P	164.	180.	187.
	30"		35"	BB1UBK3530P	175.	193.	201.
	36"		35"	BB1UBK3536P	185.	205.	213.
	42"		35"	BB1UBK3542P	197.	216.	226.
	48"		35"	BB1UBK3548P	208.	229.	239.



36"h upper back kit, painted	18"		36"	BB1UBK3618P	153.	168.	175.
For use on 64"h unit with reversal at worksurface height	24"		36"	BB1UBK3624P	164.	180.	187.
	30"		36"	BB1UBK3630P	175.	193.	201.
	36"		36"	BB1UBK3636P	185.	205.	213.
	42"		36"	BB1UBK3642P	197.	216.	226.
	48"		36"	BB1UBK3648P	208.	229.	239.

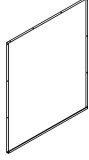


Order Code	Specification Information	Application Notes
Example: _____ _____ _____ _____ _____ _____		Upper back covers a section from the top to the underside of a shelf or worksurface shelf. 15"h and 20"h upper backs are designed to work with corresponding storage doors. All other heights are designed to create units with reversal at worksurface or credenza height as noted.

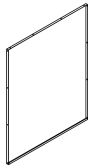
Upper Back Kit

42" h, 43" h and 49" h painted

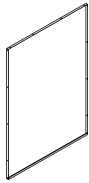
description	w	d	h	pattern no.	P1	P2	P3
42" h upper back kit, painted	18"		42"	BB1UBK4218P	\$153.	\$169.	\$176.
For use on 64" h unit with reversal at credenza height	24"		42"	BB1UBK4224P	165.	180.	188.
	30"		42"	BB1UBK4230P	175.	194.	202.
	36"		42"	BB1UBK4236P	186.	206.	214.
	42"		42"	BB1UBK4242P	199.	217.	227.
	48"		42"	BB1UBK4248P	209.	230.	241.



43" h upper back kit, painted	18"		43"	BB1UBK4318P	153.	169.	176.
For use on 71" h unit with reversal at worksurface height	24"		43"	BB1UBK4324P	165.	180.	188.
	30"		43"	BB1UBK4330P	175.	194.	202.
	36"		43"	BB1UBK4336P	186.	206.	214.
	42"		43"	BB1UBK4342P	199.	217.	227.
	48"		43"	BB1UBK4348P	209.	230.	241.



49" h upper back kit, painted	18"		49"	BB1UBK4918P	153.	169.	176.
For use on 71" h unit with reversal at credenza height	24"		49"	BB1UBK4924P	165.	180.	188.
	30"		49"	BB1UBK4930P	175.	194.	202.
	36"		49"	BB1UBK4936P	186.	206.	214.
	42"		49"	BB1UBK4942P	199.	217.	227.
	48"		49"	BB1UBK4948P	209.	230.	241.



Order Code

Specification Information

Application Notes

Example:

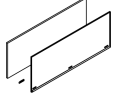
Upper back covers a section from the top to the underside of a shelf or worksurface shelf.

15" h and 20" h upper backs are designed to work with corresponding storage doors. All other heights are designed to create units with reversal at worksurface or credenza height as noted.

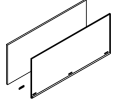
Upper Back Kit

14" h and 15" h fabric

description	w	d	h	pattern no.	10	15	20	25	30	35	40	45
14" h upper back kit, fabric For use on 42" h unit with reversal at worksurface height (not compatible with 15" h door components)	18"	14"		BB1UBK1418F	\$219.	\$226.	\$237.	\$241.	\$247.	\$252.	\$256.	\$263.
	24"	14"		BB1UBK1424F	226.	232.	244.	248.	254.	260.	264.	270.
	30"	14"		BB1UBK1430F	230.	238.	249.	253.	261.	265.	269.	277.
	36"	14"		BB1UBK1436F	246.	253.	266.	271.	279.	283.	288.	296.
	42"	14"		BB1UBK1442F	251.	259.	261.	277.	284.	289.	294.	302.
	48"	14"		BB1UBK1448F	258.	265.	278.	283.	290.	296.	301.	308.



15" h upper back kit, fabric For use on 57" h and taller units with pass through or reversed shelf storage below (compatible with all 15" h door kits)	18"	15"		BB1UBK1518F	227.	234.	245.	249.	256.	261.	265.	272.
	24"	15"		BB1UBK1524F	239.	246.	258.	263.	269.	274.	279.	286.
	30"	15"		BB1UBK1530F	246.	253.	266.	271.	279.	283.	288.	296.
	36"	15"		BB1UBK1536F	266.	273.	287.	293.	300.	305.	310.	320.
	42"	15"		BB1UBK1542F	273.	282.	296.	301.	309.	314.	321.	330.
	48"	15"		BB1UBK1548F	283.	291.	305.	310.	320.	327.	332.	340.
	60"	15"		BB1UBK1560F	294.	302.	315.	322.	331.	337.	342.	350.
	72"	15"		BB1UBK1572F	*	*	*	*	*	*	*	*



Order Code

Example:

Specification Information

Specify a paint color for the metal portion of the back which is visible from the inside of the unit and a fabric for the fabric insert on the back side.

Application Notes

Upper back covers a section from the top to the underside of a shelf or worksurface shelf.

15" h and 20" h upper backs are designed to work with corresponding storage doors. All other heights are designed to create units with reversal at worksurface or credenza height as noted.

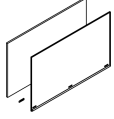
60" w and 72" w upper back kits are required with all 60" w and 72" w upper shelf kits.

*72" w fabric backs need to be quoted as special product due to railroading of fabric.

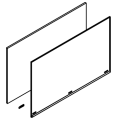
Upper Back Kit

20" h and 22" h fabric

description	w	d	h	pattern no.	10	15	20	25	30	35	40	45
20" h upper back kit, fabric	18"		20"	BB1UBK2018F	\$232.	\$239.	\$250.	\$254.	\$262.	\$266.	\$271.	\$278.
For use on 57" h and taller units with pass through or reversed shelf storage below (compatible with all 20" h door kits)	24"		20"	BB1UBK2024F	245.	252.	264.	269.	277.	281.	286.	294.
	30"		20"	BB1UBK2030F	254.	262.	274.	280.	287.	293.	298.	305.
	36"		20"	BB1UBK2036F	278.	286.	300.	305.	313.	320.	327.	334.
	42"		20"	BB1UBK2042F	288.	297.	310.	316.	327.	332.	338.	346.
	48"		20"	BB1UBK2048F	297.	305.	321.	328.	336.	342.	347.	356.
	60"		20"	BB1UBK2060F	307.	315.	332.	338.	346.	352.	357.	368.
	72"		20"	BB1UBK2072F	*	*	*	*	*	*	*	*



22" h upper back kit, fabric	18"		22"	BB1UBK2218F	232.	240.	251.	255.	262.	267.	271.	279.
For use on 50" h unit reversal at worksurface height	24"		22"	BB1UBK2224F	245.	252.	265.	269.	277.	282.	286.	294.
	30"		22"	BB1UBK2230F	254.	263.	276.	281.	288.	294.	298.	306.
	36"		22"	BB1UBK2236F	279.	287.	301.	306.	314.	321.	328.	336.
	42"		22"	BB1UBK2242F	288.	297.	311.	316.	328.	333.	338.	347.
	48"		22"	BB1UBK2248F	297.	305.	321.	328.	336.	341.	347.	355.



Order Code

Example:

Specification Information

Specify a paint color for the metal portion of the back which is visible from the inside of the unit and a fabric for the fabric insert on the back side.

Application Notes

Upper back covers a section from the top to the underside of a shelf or worksurface shelf.

15" h and 20" h upper backs are designed to work with corresponding storage doors. All other heights are designed to create units with reversal at worksurface or credenza height as noted.

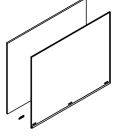
60" w and 72" w upper back kits are required with all 60" w and 72" w upper shelf kits.

*72" w fabric backs need to be quoted as special product due to railroading of fabric.

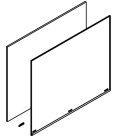
Upper Back Kit

28" h and 29" h fabric

description	w	d	h	pattern no.	10	15	20	25	30	35	40	45
28" h upper back kit, fabric For use on 50" h unit reversal at credenza height	18"		28"	BB1UBK2818F	\$250.	\$258.	\$269.	\$274.	\$282.	\$287.	\$293.	\$300.
	24"		28"	BB1UBK2824F	271.	279.	293.	298.	306.	311.	316.	327.
	30"		28"	BB1UBK2830F	285.	295.	308.	313.	323.	330.	335.	343.
	36"		28"	BB1UBK2836F	322.	332.	347.	353.	364.	370.	376.	385.
	42"		28"	BB1UBK2842F	338.	348.	366.	372.	382.	388.	394.	406.
	48"		28"	BB1UBK2848F	352.	364.	381.	387.	398.	406.	412.	422.



29" h upper back kit, fabric For use on 57" h unit reversal at worksurface height	18"		29"	BB1UBK2918F	250.	258.	269.	274.	282.	287.	293.	300.
	24"		29"	BB1UBK2924F	271.	279.	293.	298.	306.	311.	316.	327.
	30"		29"	BB1UBK2930F	285.	295.	308.	313.	323.	330.	335.	343.
	36"		29"	BB1UBK2936F	322.	332.	347.	353.	364.	370.	376.	385.
	42"		29"	BB1UBK2942F	338.	348.	366.	372.	382.	388.	394.	406.
	48"		29"	BB1UBK2948F	352.	364.	381.	387.	398.	406.	412.	422.



Order Code

Example: _____

Specification Information

Specify a paint color for the metal portion of the back which is visible from the inside of the unit and a fabric for the fabric insert on the back side.

Application Notes

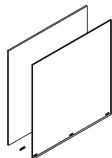
Upper back covers a section from the top to the underside of a shelf or worksurface shelf.

15" h and 20" h upper backs are designed to work with corresponding storage doors. All other heights are designed to create units with reversal at worksurface or credenza height as noted.

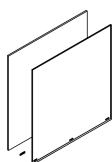
Upper Back Kit

35" h and 36" h fabric

description	w	d	h	pattern no.	10	15	20	25	30	35	40	45
35" h upper back kit, fabric For use on 57" h unit reversal at credenza height	18"		35"	BB1UBK3518F	\$258.	\$265.	\$278.	\$283.	\$290.	\$296.	\$301.	\$308.
	24"		35"	BB1UBK3524F	281.	289.	303.	308.	316.	324.	330.	338.
	30"		35"	BB1UBK3530F	298.	316.	322.	329.	337.	343.	348.	357.
	36"		35"	BB1UBK3536F	341.	350.	368.	375.	384.	391.	398.	409.
	42"		35"	BB1UBK3542F	355.	367.	384.	390.	401.	409.	416.	426.
	48"		35"	BB1UBK3548F	372.	383.	401.	409.	420.	427.	435.	446.



36" h upper back kit, fabric For use on 64" h unit reversal at worksurface height	18"		36"	BB1UBK3618F	258.	265.	278.	283.	290.	296.	301.	308.
	24"		36"	BB1UBK3624F	281.	289.	303.	308.	316.	324.	330.	338.
	30"		36"	BB1UBK3630F	298.	306.	322.	329.	337.	343.	348.	357.
	36"		36"	BB1UBK3636F	341.	350.	368.	375.	384.	391.	398.	409.
	42"		36"	BB1UBK3642F	355.	367.	384.	390.	401.	409.	416.	426.
	48"		36"	BB1UBK3648F	372.	383.	401.	409.	420.	427.	435.	446.



Order Code

Example: _____

Specification Information

Specify a paint color for the metal portion of the back which is visible from the inside of the unit and a fabric for the fabric insert on the back side.

Application Notes

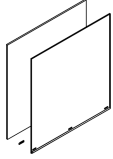
Upper back covers a section from the top to the underside of a shelf or worksurface shelf.

15" h and 20" h upper backs are designed to work with corresponding storage doors. All other heights are designed to create units with reversal at worksurface or credenza height as noted.

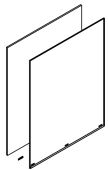
Upper Back Kit

42" h, 43" h and 49" h fabric

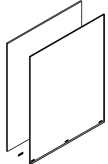
description	w	d	h	pattern no.	10	15	20	25	30	35	40	45
42" h upper back kit, fabric	18"		42"	BB1UBK4218F	\$263.	\$271.	\$284.	\$289.	\$298.	\$303.	\$308.	\$315.
For use on 64" h unit reversal at credenza height	24"		42"	BB1UBK4224F	290.	299.	313.	321.	330.	335.	341.	349.
	30"		42"	BB1UBK4230F	307.	316.	333.	339.	348.	354.	359.	370.
	36"		42"	BB1UBK4236F	357.	369.	386.	393.	405.	412.	418.	428.
	42"		42"	BB1UBK4242F	375.	385.	405.	412.	423.	431.	438.	449.
	48"		42"	BB1UBK4248F	391.	404.	422.	431.	442.	450.	457.	470.



43" h upper back kit, fabric	18"		43"	BB1UBK4318F	263.	271.	284.	289.	298.	303.	308.	315.
For use on 71" h unit reversal at worksurface height	24"		43"	BB1UBK4324F	290.	299.	313.	321.	330.	335.	341.	349.
	30"		43"	BB1UBK4330F	307.	316.	333.	339.	348.	354.	359.	370.
	36"		43"	BB1UBK4336F	357.	369.	386.	393.	405.	412.	418.	428.
	42"		43"	BB1UBK4342F	375.	385.	405.	412.	423.	431.	438.	449.
	48"		43"	BB1UBK4348F	391.	404.	422.	431.	442.	450.	457.	470.



49" h upper back kit, fabric	18"		49"	BB1UBK4918F	263.	271.	284.	289.	298.	303.	308.	315.
For use on 71" h unit reversal at credenza height	24"		49"	BB1UBK4924F	290.	299.	313.	321.	330.	335.	341.	349.
	30"		49"	BB1UBK4930F	307.	316.	333.	339.	348.	354.	359.	370.
	36"		49"	BB1UBK4936F	357.	369.	386.	393.	405.	412.	418.	428.
	42"		49"	BB1UBK4942F	375.	385.	405.	412.	423.	431.	438.	449.
	48"		49"	BB1UBK4948F	391.	404.	422.	431.	442.	450.	457.	470.



Order Code

Example: _____

Specification Information

Specify a paint color for the metal portion of the back which is visible from the inside of the unit and a fabric for the fabric insert on the back side.

Application Notes



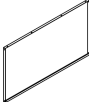
Upper back covers a section from the top to the underside of a shelf or worksurface shelf.

15" h and 20" h upper backs are designed to work with corresponding storage doors. All other heights are designed to create units with reversal at worksurface or credenza height as noted.

Mid Back Kit

57" h unit painted

Template

description	w	d	h	pattern no.	P1	P2	P3
Mid back kit, directly below worksurface height to provide alternating facing one high drawer kits or bookcase openings. 	18"		12"	BB1MBK1218P	\$143.	\$158.	\$165.
	24"		12"	BB1MBK1224P	146.	162.	169.
	30"		12"	BB1MBK1230P	151.	166.	173.
	36"		12"	BB1MBK1236P	156.	170.	178.
	42"		12"	BB1MBK1242P	159.	174.	181.
	48"		12"	BB1MBK1248P	162.	178.	185.
Mid back kit for 57" h unit, painted reversal at worksurface height with 15" upper storage 	18"		14"	BB1MBK571518WP	143.	158.	165.
	24"		14"	BB1MBK571524WP	146.	162.	169.
	30"		14"	BB1MBK571530WP	151.	166.	173.
	36"		14"	BB1MBK571536WP	156.	170.	178.
	42"		14"	BB1MBK571542WP	159.	174.	181.
	48"		14"	BB1MBK571548WP	162.	178.	185.
	60"		14"	BB1MBK571560WP	172.	188.	197.
	72"		14"	BB1MBK571572WP	182.	200.	207.
Mid back kit for 57" h unit, painted reversal at credenza height with 15" h upper storage 	18"		20"	BB1MBK571518CP	151.	166.	173.
	24"		20"	BB1MBK571524CP	158.	173.	180.
	30"		20"	BB1MBK571530CP	165.	180.	188.
	36"		20"	BB1MBK571536CP	171.	187.	197.
	42"		20"	BB1MBK571542CP	178.	196.	205.
	48"		20"	BB1MBK571548CP	184.	203.	212.
	60"		20"	BB1MBK571560CP	196.	213.	222.
	72"		20"	BB1MBK571572CP	206.	224.	234.

Order Code

Specification Information

Application Notes

Example:

Mid back covers a standard shelf down to the underside of either a worksurface or credenza height worksurface shelf.

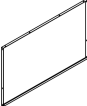

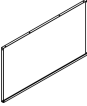
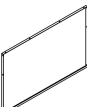
78" h mid back only available for use with 20" upper storage or pass-through.

57" h mid back only available for use with 15" h upper storage or pass-through.

12" h mid back is for use directly under worksurface height only.

Mid Back Kit

64" h unit painted

description	w	d	h	pattern no.	P1	P2	P3
Mid back kit for 64" h unit, painted reversal at worksurface height with 15" upper storage 	18"		21"	BB1MBK641518WP	\$151.	\$166.	\$173.
	24"		21"	BB1MBK641524WP	158.	173.	180.
	30"		21"	BB1MBK641530WP	165.	180.	188.
	36"		21"	BB1MBK641536WP	171.	187.	197.
	42"		21"	BB1MBK641542WP	178.	196.	205.
	48"		21"	BB1MBK641548WP	184.	203.	212.
	60"		21"	BB1MBK641560WP	196.	213.	222.
	72"		21"	BB1MBK641572WP	206.	224.	234.
Mid back kit for 64" h unit, painted reversal at worksurface height with 20" upper storage 	18"		16"	BB1MBK642018WP	151.	167.	174.
	24"		16"	BB1MBK642024WP	159.	174.	181.
	30"		16"	BB1MBK642030WP	165.	181.	190.
	36"		16"	BB1MBK642036WP	172.	188.	198.
	42"		16"	BB1MBK642042WP	178.	197.	206.
	48"		16"	BB1MBK642048WP	185.	204.	213.
	60"		16"	BB1MBK642060WP	197.	214.	224.
	72"		16"	BB1MBK642072WP	207.	225.	235.
Mid back kit for 64" h unit, painted reversal at credenza height with 15" upper storage 	18"		27"	BB1MBK641518CP	164.	180.	187.
	24"		27"	BB1MBK641524CP	175.	193.	202.
	30"		27"	BB1MBK641530CP	186.	205.	215.
	36"		27"	BB1MBK641536CP	199.	218.	228.
	42"		27"	BB1MBK641542CP	210.	231.	242.
	48"		27"	BB1MBK641548CP	221.	243.	254.
	60"		27"	BB1MBK641560CP	232.	253.	265.
	72"		27"	BB1MBK641572CP	243.	264.	276.
Mid back kit for 64" h unit, painted reversal at credenza height with 20" upper storage 	18"		22"	BB1MBK642018CP	156.	171.	178.
	24"		22"	BB1MBK642024CP	163.	178.	186.
	30"		22"	BB1MBK642030CP	170.	186.	196.
	36"		22"	BB1MBK642036CP	177.	196.	205.
	42"		22"	BB1MBK642042CP	185.	204.	213.
	48"		22"	BB1MBK642048CP	194.	212.	221.
	60"		22"	BB1MBK642060CP	204.	222.	232.
	72"		22"	BB1MBK642072CP	214.	234.	243.

Order Code

Specification Information

Application Notes

Example:

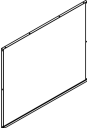
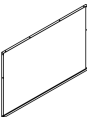
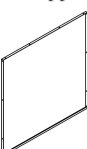
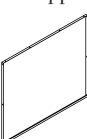
Mid back covers a standard shelf down to the underside of either a worksurface or credenza height worksurface shelf.

78" h mid back only available for use with 20" upper storage or pass-through.

57" h mid back only available for use with 15" h upper storage or pass-through.

Mid Back Kit

71" h unit painted

description	w	d	h	pattern no.	P1	P2	P3
Mid back kit for 71" h unit, painted reversal at worksurface height with 15" upper storage 	18"		28"	BB1MBK711518WP	\$164.	\$180.	\$187.
	24"		28"	BB1MBK711524WP	175.	193.	202.
	30"		28"	BB1MBK711530WP	186.	205.	214.
	36"		28"	BB1MBK711536WP	199.	218.	228.
	42"		28"	BB1MBK711542WP	210.	231.	242.
	48"		28"	BB1MBK711548WP	221.	243.	254.
	60"		28"	BB1MBK711560WP	243.	264.	276.
	72"		28"	BB1MBK711572WP	264.	285.	297.
Mid back kit for 71" h unit, painted reversal at worksurface height with 20" upper storage 	18"		23"	BB1MBK712018WP	156.	171.	178.
	24"		23"	BB1MBK712024WP	163.	178.	186.
	30"		23"	BB1MBK712030WP	170.	186.	196.
	36"		23"	BB1MBK712036WP	177.	196.	205.
	42"		23"	BB1MBK712042WP	185.	204.	213.
	48"		23"	BB1MBK712048WP	194.	212.	221.
	60"		23"	BB1MBK712060WP	214.	234.	243.
	72"		23"	BB1MBK712072WP	236.	254.	264.
Mid back kit for 71" h unit, painted reversal at credenza height with 15" upper storage 	18"		34"	BB1MBK711518CP	171.	186.	196.
	24"		34"	BB1MBK711524CP	182.	200.	208.
	30"		34"	BB1MBK711530CP	195.	202.	221.
	36"		34"	BB1MBK711536CP	206.	226.	236.
	42"		34"	BB1MBK711542CP	217.	239.	249.
	48"		34"	BB1MBK711548CP	229.	251.	262.
	60"		34"	BB1MBK711560CP	250.	272.	283.
	72"		34"	BB1MBK711572CP	271.	294.	304.
Mid back kit for 71" h unit, painted reversal at credenza height with 20" upper storage 	18"		29"	BB1MBK712018CP	165.	180.	188.
	24"		29"	BB1MBK712024CP	176.	194.	202.
	30"		29"	BB1MBK712030CP	187.	196.	215.
	36"		29"	BB1MBK712036CP	200.	219.	229.
	42"		29"	BB1MBK712042CP	211.	232.	243.
	48"		29"	BB1MBK712048CP	222.	245.	255.
	60"		29"	BB1MBK712060CP	244.	266.	277.
	72"		29"	BB1MBK712072CP	265.	287.	298.

Order Code

Specification Information

Application Notes

Example:

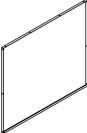
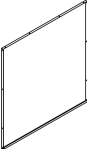
Mid back covers a standard shelf down to the underside of either a worksurface or credenza height worksurface shelf.

78" h mid back only available for use with 20" upper storage or pass-through.

57" h mid back only available for use with 15" h upper storage or pass-through.

Mid Back Kit

78" h unit painted

description	w	d	h	pattern no.	P1	P2	P3
Mid back kit for 78" h unit, painted reversal at worksurface height with 20" upper storage 	18"		30"	BB1MBK782018WP	\$165.	\$180.	\$188.
	24"		30"	BB1MBK782024WP	176.	194.	202.
	30"		30"	BB1MBK782030WP	187.	196.	215.
	36"		30"	BB1MBK782036WP	200.	219.	229.
	42"		30"	BB1MBK782042WP	211.	232.	243.
	48"		30"	BB1MBK782048WP	222.	245.	255.
	60"		30"	BB1MBK782060WP	244.	266.	277.
	72"		30"	BB1MBK782072WP	265.	287.	298.
Mid back kit for 78" h unit, painted reversal at credenza height with 20" upper storage 	18"		36"	BB1MBK782018CP	171.	186.	196.
	24"		36"	BB1MBK782024CP	182.	200.	208.
	30"		36"	BB1MBK782030CP	195.	202.	221.
	36"		36"	BB1MBK782036CP	206.	226.	236.
	42"		36"	BB1MBK782042CP	217.	239.	249.
	48"		36"	BB1MBK782048CP	229.	251.	262.
	60"		36"	BB1MBK782060CP	250.	272.	283.
	72"		36"	BB1MBK782072CP	271.	294.	304.

Order Code

Specification Information

Application Notes

Example:




Mid back covers a standard shelf down to the underside of either a worksurface or credenza height worksurface shelf.

78" h mid back only available for use with 20" upper storage or pass-through.

57" h mid back only available for use with 15" h upper storage or pass-through.

Mid Back Kit

57" h unit fabric

description	w	d	h	pattern no.	10	15	20	25	30	35	40	45
Mid back kit, directly below worksurface height to provide alternating facing one high drawer kits or bookcase openings 	18"	12"		BB1MBK1218F	\$230.	\$237.	\$248.	\$252.	\$260.	\$264.	\$269.	\$276.
	24"	12"		BB1MBK1224F	238.	244.	256.	261.	268.	272.	278.	284.
	30"	12"		BB1MBK1230F	243.	250.	262.	267.	274.	279.	284.	291.
	36"	12"		BB1MBK1236F	260.	267.	280.	285.	293.	298.	303.	311.
	42"	12"		BB1MBK1242F	265.	273.	286.	291.	300.	305.	310.	319.
	48"	12"		BB1MBK1248F	271.	280.	294.	299.	306.	311.	319.	327.
Mid back kit for 57" h unit, fabric reversal at worksurface height with 15" upper storage 	18"	14"		BB1MBK571518WF	230.	237.	248.	252.	260.	264.	269.	276.
	24"	14"		BB1MBK571524WF	238.	244.	256.	261.	268.	272.	278.	284.
	30"	14"		BB1MBK571530WF	243.	250.	262.	267.	274.	279.	284.	291.
	36"	14"		BB1MBK571536WF	260.	267.	280.	285.	293.	298.	303.	311.
	42"	14"		BB1MBK571542WF	265.	273.	286.	291.	300.	305.	310.	319.
	48"	14"		BB1MBK571548WF	271.	280.	294.	299.	306.	311.	319.	327.
	60"	14"		BB1MBK571560WF	293.	301.	314.	321.	323.	334.	340.	347.
	72"	14"		BB1MBK571572WF	*	*	*	*	*	*	*	*
Mid back kit for 57" h unit, fabric reversal at credenza height with 15" upper storage 	18"	20"		BB1MBK571518CF	243.	250.	262.	267.	274.	280.	284.	291.
	24"	20"		BB1MBK571524CF	256.	264.	277.	282.	289.	295.	300.	307.
	30"	20"		BB1MBK571530CF	267.	274.	288.	294.	302.	307.	312.	321.
	36"	20"		BB1MBK571536CF	291.	300.	314.	322.	331.	336.	342.	350.
	42"	20"		BB1MBK571542CF	302.	311.	328.	334.	342.	348.	354.	364.
	48"	20"		BB1MBK571548CF	310.	321.	336.	342.	351.	357.	365.	374.
	60"	20"		BB1MBK571560CF	333.	342.	356.	364.	373.	379.	385.	394.
	72"	20"		BB1MBK571572CF	*	*	*	*	*	*	*	*

Order Code

Example: _____

Specification Information

Specify a paint color for the metal portion of the back which is visible from the inside of the unit and a fabric for the fabric insert on the back side.

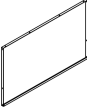
Application Notes


Mid back covers a standard shelf down to the underside of either a worksurface or credenza height worksurface shelf.
 57" h mid back only available for use with 15" h upper storage or pass-through.

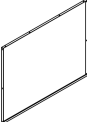
78" h mid back only available for use with 20" upper storage or pass-through.
 *72" w fabric backs need to be quoted as special product due to railroading of fabric.
 12" h mid back is for use directly under worksurface height only.

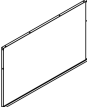
Mid Back Kit

64" h unit fabric

description	w	d	h	pattern no.	10	15	20	25	30	35	40	45
Mid back kit for 64" h unit, fabric reversal at worksurface height with 15" upper storage 	18"	21"		BB1MBK641518WF	\$243.	\$250.	\$262.	\$267.	\$274.	\$280.	\$284.	\$291.
	24"	21"		BB1MBK641524WF	256.	264.	277.	282.	289.	295.	300.	307.
	30"	21"		BB1MBK641530WF	267.	274.	288.	294.	302.	307.	312.	321.
	36"	21"		BB1MBK641536WF	291.	300.	314.	322.	331.	336.	342.	350.
	42"	21"		BB1MBK641542WF	302.	311.	328.	334.	342.	348.	354.	364.
	48"	21"		BB1MBK641548WF	310.	321.	336.	342.	351.	357.	365.	374.
	60"	21"		BB1MBK641560WF	333.	342.	356.	364.	373.	379.	385.	394.
	72"	21"		BB1MBK641572WF	*	*	*	*	*	*	*	*

Mid back kit for 64" h unit, fabric reversal at worksurface height with 20" upper storage 	18"	16"		BB1MBK642018WF	239.	246.	258.	263.	270.	274.	280.	286.
	24"	16"		BB1MBK642024WF	251.	259.	271.	277.	284.	289.	295.	302.
	30"	16"		BB1MBK642030WF	260.	268.	281.	286.	294.	299.	304.	311.
	36"	16"		BB1MBK642036WF	281.	289.	304.	309.	319.	324.	330.	338.
	42"	16"		BB1MBK642042WF	289.	299.	312.	320.	329.	335.	340.	348.
	48"	16"		BB1MBK642048WF	298.	307.	323.	330.	338.	344.	349.	358.
	60"	16"		BB1MBK642060WF	320.	330.	344.	350.	358.	366.	371.	380.
	72"	16"		BB1MBK642072WF	*	*	*	*	*	*	*	*

Mid back kit for 64" h unit, fabric reversal at credenza height with 15" upper storage 	18"	27"		BB1MBK641518CF	261.	268.	281.	286.	295.	300.	305.	312.
	24"	27"		BB1MBK641524CF	283.	291.	305.	310.	320.	327.	332.	340.
	30"	27"		BB1MBK641530CF	298.	306.	322.	329.	338.	343.	349.	357.
	36"	27"		BB1MBK641536CF	335.	344.	362.	368.	378.	384.	391.	401.
	42"	27"		BB1MBK641542CF	351.	363.	380.	387.	398.	405.	412.	422.
	48"	27"		BB1MBK641548CF	368.	378.	396.	404.	415.	421.	428.	440.
	60"	27"		BB1MBK641560CF	388.	399.	417.	424.	436.	442.	450.	461.
	72"	27"		BB1MBK641572CF	*	*	*	*	*	*	*	*

Mid back kit for 64" h unit, fabric reversal at credenza height with 20" upper storage 	18"	22"		BB1MBK642018CF	248.	255.	268.	272.	280.	285.	290.	298.
	24"	22"		BB1MBK642024CF	265.	272.	286.	291.	299.	304.	309.	319.
	30"	22"		BB1MBK642030CF	277.	284.	299.	304.	312.	319.	324.	333.
	36"	22"		BB1MBK642036CF	303.	311.	329.	334.	343.	349.	354.	365.
	42"	22"		BB1MBK642042CF	314.	324.	340.	346.	355.	363.	369.	378.
	48"	22"		BB1MBK642048CF	327.	336.	342.	358.	369.	375.	381.	390.
	60"	22"		BB1MBK642060CF	347.	356.	364.	380.	389.	396.	402.	412.
	72"	22"		BB1MBK642072CF	*	*	*	*	*	*	*	*

Order Code

Example: _____

Specification Information

Specify a paint color for the metal portion of the back which is visible from the inside of the unit and a fabric for the fabric insert on the back side.

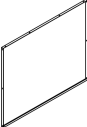
Application Notes

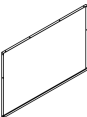
Mid back covers a standard shelf down to the underside of either a worksurface or credenza height worksurface shelf.
 57" h mid back only available for use with 15" h upper storage or pass-through.

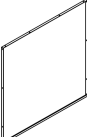
78" h mid back only available for use with 20" upper storage or pass-through.
 *72" w fabric backs need to be quoted as special product due to railroading of fabric.

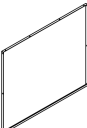
Mid Back Kit

71" h unit fabric

description	w	d	h	pattern no.	10	15	20	25	30	35	40	45
Mid back kit for 71" h unit, fabric reversal at worksurface height with 15" upper storage 	18"	28"		BB1MBK711518WF	\$261.	\$268.	\$281.	\$286.	\$295.	\$300.	\$305.	\$312.
	24"	28"		BB1MBK711524WF	283.	291.	305.	310.	320.	327.	332.	340.
	30"	28"		BB1MBK711530WF	298.	306.	322.	329.	338.	343.	349.	357.
	36"	28"		BB1MBK711536WF	335.	344.	362.	368.	378.	384.	391.	401.
	42"	28"		BB1MBK711542WF	351.	363.	380.	387.	398.	405.	412.	422.
	48"	28"		BB1MBK711548WF	368.	378.	396.	404.	415.	421.	428.	440.
	60"	28"		BB1MBK711560WF	399.	410.	427.	438.	447.	453.	460.	472.
	72"	28"		BB1MBK711572WF	*	*	*	*	*	*	*	*

Mid back kit for 71" h unit, fabric reversal at worksurface height with 20" upper storage 	18"	23"		BB1MBK712018WF	248.	255.	268.	272.	280.	285.	290.	298.
	24"	23"		BB1MBK712024WF	265.	272.	286.	291.	299.	304.	309.	319.
	30"	23"		BB1MBK712030WF	277.	284.	299.	304.	312.	319.	324.	333.
	36"	23"		BB1MBK712036WF	303.	311.	329.	334.	343.	349.	354.	365.
	42"	23"		BB1MBK712042WF	314.	324.	340.	346.	355.	363.	369.	378.
	48"	23"		BB1MBK712048WF	327.	336.	342.	358.	369.	375.	381.	390.
	60"	23"		BB1MBK712060WF	357.	368.	374.	390.	400.	407.	413.	422.
	72"	23"		BB1MBK712072WF	*	*	*	*	*	*	*	*

Mid back kit for 71" h unit, fabric reversal at credenza height with 15" upper storage 	18"	34"		BB1MBK711518CF	268.	274.	289.	295.	302.	307.	312.	322.
	24"	34"		BB1MBK711524CF	291.	300.	313.	321.	330.	335.	341.	349.
	30"	34"		BB1MBK711530CF	306.	315.	332.	338.	346.	352.	357.	368.
	36"	34"		BB1MBK711536CF	344.	354.	372.	379.	388.	396.	402.	413.
	42"	34"		BB1MBK711542CF	363.	373.	390.	398.	409.	416.	422.	433.
	48"	34"		BB1MBK711548CF	377.	388.	408.	415.	425.	433.	440.	452.
	60"	34"		BB1MBK711560CF	409.	420.	439.	447.	457.	465.	472.	483.
	72"	34"		BB1MBK711572CF	*	*	*	*	*	*	*	*

Mid back kit for 71" h unit, fabric reversal at credenza height with 20" upper storage 	18"	29"		BB1MBK712018CF	264.	271.	285.	290.	298.	303.	308.	316.
	24"	29"		BB1MBK712024CF	287.	296.	309.	315.	325.	331.	337.	345.
	30"	29"		BB1MBK712030CF	302.	311.	328.	334.	342.	348.	353.	364.
	36"	29"		BB1MBK712036CF	340.	350.	368.	375.	384.	391.	398.	409.
	42"	29"		BB1MBK712042CF	357.	369.	386.	393.	405.	412.	418.	428.
	48"	29"		BB1MBK712048CF	373.	384.	404.	411.	421.	428.	436.	448.
	60"	29"		BB1MBK712060CF	405.	416.	435.	442.	453.	460.	468.	479.
	72"	29"		BB1MBK712072CF	*	*	*	*	*	*	*	*

Order Code

Example: _____

Specification Information

Specify a paint color for the metal portion of the back which is visible from the inside of the unit and a fabric for the fabric insert on the back side.

Application Notes

Mid back covers a standard shelf down to the underside of either a worksurface or credenza height worksurface shelf.

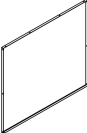
 57" h mid back only available for use with 15" h upper storage or pass-through.

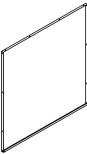
78" h mid back only available for use with 20" upper storage or pass-through.

*72" w fabric backs need to be quoted as special product due to railroading of fabric.

Mid Back Kit

78" h unit fabric

description	w	d	h	pattern no.	10	15	20	25	30	35	40	45
Mid back kit for 78" h unit, fabric reversal at worksurface height with 20" upper storage 	18"		30"	BB1MBK782018WF	\$264.	\$271.	\$285.	\$290.	\$298.	\$303.	\$308.	\$316.
	24"		30"	BB1MBK782024WF	287.	296.	309.	315.	325.	331.	337.	345.
	30"		30"	BB1MBK782030WF	302.	311.	328.	334.	342.	348.	353.	364.
	36"		30"	BB1MBK782036WF	340.	350.	368.	375.	384.	391.	398.	409.
	42"		30"	BB1MBK782042WF	357.	369.	386.	393.	405.	412.	418.	428.
	48"		30"	BB1MBK782048WF	373.	384.	404.	411.	421.	428.	436.	448.
	60"		30"	BB1MBK782060WF	405.	416.	435.	442.	453.	460.	468.	479.
	72"		30"	BB1MBK782072WF	*	*	*	*	*	*	*	*

Mid back kit for 78" h unit, fabric reversal at credenza height with 20" upper storage 	18"		36"	BB1MBK782018CF	270.	277.	291.	297.	304.	309.	314.	324.
	24"		36"	BB1MBK782024CF	294.	302.	315.	323.	332.	337.	343.	351.
	30"		36"	BB1MBK782030CF	308.	319.	334.	340.	348.	354.	359.	370.
	36"		36"	BB1MBK782036CF	346.	356.	374.	381.	390.	398.	405.	415.
	42"		36"	BB1MBK782042CF	365.	375.	392.	400.	411.	418.	424.	435.
	48"		36"	BB1MBK782048CF	379.	390.	410.	417.	427.	435.	442.	454.
	60"		36"	BB1MBK782060CF	411.	422.	441.	449.	459.	467.	474.	485.
	72"		36"	BB1MBK782072CF	*	*	*	*	*	*	*	*

Order Code

Example:

Specification Information

Specify a paint color for the metal portion of the back which is visible from the inside of the unit and a fabric for the fabric insert on the back side.

Application Notes

Mid back covers a standard shelf down to the underside of either a worksurface or credenza height worksurface shelf.

57" h mid back only available for use with 15" h upper storage or pass-through.






78" h mid back only available for use with 20" upper storage or pass-through.

*72" w fabric backs need to be quoted as special product due to railroading of fabric.

Full Height Inside Back Inserts

16" h to 50" h fabric

Template

description	w	d	h	pattern no.	10	15	20	25	30	35	40	45
16" h full height inside back insert, fabric 	18"	1/2"	16"	BC1FFINS1618	\$93.	\$96.	\$101.	\$103.	\$107.	\$109.	\$111.	\$114.
	24"	1/2"	16"	BC1FFINS1624	110.	114.	119.	122.	125.	128.	130.	133.
	30"	1/2"	16"	BC1FFINS1630	122.	126.	132.	134.	138.	140.	143.	146.
	36"	1/2"	16"	BC1FFINS1636	132.	136.	143.	145.	150.	153.	156.	160.
	42"	1/2"	16"	BC1FFINS1642	137.	141.	149.	152.	157.	159.	162.	166.
	48"	1/2"	16"	BC1FFINS1648	144.	150.	158.	160.	165.	167.	170.	174.
22" h full height inside back insert, fabric 	18"	1/2"	22"	BC1FFINS2218	97.	100.	107.	109.	111.	113.	115.	118.
	24"	1/2"	22"	BC1FFINS2224	114.	118.	124.	126.	129.	132.	134.	137.
	30"	1/2"	22"	BC1FFINS2230	126.	130.	136.	138.	142.	144.	147.	151.
	36"	1/2"	22"	BC1FFINS2236	136.	140.	147.	150.	155.	168.	160.	164.
	42"	1/2"	22"	BC1FFINS2242	141.	145.	153.	157.	161.	163.	166.	170.
	48"	1/2"	22"	BC1FFINS2248	149.	155.	162.	164.	169.	171.	174.	178.
25" h Antenna full height inside back insert, fabric 	18"	1/2"	25"	BC1FFINS2518	102.	107.	112.	114.	117.	119.	122.	125.
	24"	1/2"	25"	BC1FFINS2524	118.	123.	128.	131.	134.	136.	138.	142.
	30"	1/2"	25"	BC1FFINS2530	130.	134.	140.	143.	146.	150.	152.	157.
	36"	1/2"	25"	BC1FFINS2536	140.	144.	152.	156.	160.	162.	165.	169.
	42"	1/2"	25"	BC1FFINS2542	146.	152.	160.	162.	166.	169.	172.	176.
	48"	1/2"	25"	BC1FFINS2548	153.	159.	166.	169.	173.	176.	179.	183.
28" h full height inside back insert, fabric 	18"	1/2"	28"	BC1FFINS2818	102.	107.	112.	114.	117.	119.	122.	125.
	23"	1/2"	28"	BC1FFINS2823	117.	122.	127.	129.	133.	135.	137.	140.
	24"	1/2"	28"	BC1FFINS2824	118.	123.	128.	131.	134.	136.	138.	142.
	29"	1/2"	28"	BC1FFINS2829	129.	133.	139.	142.	145.	149.	151.	156.
	30"	1/2"	28"	BC1FFINS2830	130.	134.	140.	143.	146.	150.	152.	157.
	36"	1/2"	28"	BC1FFINS2836	140.	144.	152.	156.	160.	162.	165.	169.
	42"	1/2"	28"	BC1FFINS2842	146.	152.	160.	162.	166.	169.	172.	176.
	48"	1/2"	28"	BC1FFINS2848	153.	159.	166.	169.	173.	176.	179.	183.
42" h full height inside back insert, fabric 	15"	1/2"	42"	BC1FFINS4215	115.	119.	125.	127.	131.	133.	135.	138.
	18"	1/2"	42"	BC1FFINS4218	115.	119.	125.	127.	131.	133.	135.	138.
	24"	1/2"	42"	BC1FFINS4224	130.	134.	140.	143.	146.	150.	152.	157.
	30"	1/2"	42"	BC1FFINS4230	142.	147.	155.	168.	162.	165.	167.	171.
	36"	1/2"	42"	BC1FFINS4236	160.	165.	172.	175.	180.	183.	186.	192.
	42"	1/2"	42"	BC1FFINS4242	181.	187.	197.	201.	206.	209.	213.	218.
	48"	1/2"	42"	BC1FFINS4248	188.	196.	205.	208.	214.	217.	221.	227.

Order Code

Example:

Specification Information

Fabric inside back inserts only work with painted or fabric backs of the same type and size.

Application Notes


Inside back insert kits include fabric insert(s) that may be placed on the interior of a back matching the type and size of the insert specified.

Inside back inserts do not work on the outside of either painted or fabric backs.

71" h and 78" h inside back insert kit includes two inserts to match the segmented back in those heights.

Full Height Inside Back Inserts

16" h to 50" h fabric

description	w	d	h	pattern no.	10	15	20	25	30	35	40	45
 50" h full height inside back insert, fabric	15"	1/2"	50"	BC1FFINS5015	\$127.	\$131.	\$137.	\$139.	\$143.	\$145.	\$149.	\$152.
	18"	1/2"	50"	BC1FFINS5018	127.	131.	137.	139.	143.	145.	149.	152.
	24"	1/2"	50"	BC1FFINS5024	140.	144.	152.	156.	160.	162.	165.	169.
	30"	1/2"	50"	BC1FFINS5030	160.	165.	172.	175.	180.	183.	186.	192.
	36"	1/2"	50"	BC1FFINS5036	182.	188.	198.	202.	207.	210.	214.	219.
	42"	1/2"	50"	BC1FFINS5042	202.	208.	218.	221.	228.	232.	237.	242.
	48"	1/2"	50"	BC1FFINS5048	221.	229.	240.	244.	251.	255.	260.	266.

Order Code

Example:

Specification Information

Fabric inside back inserts only work with painted or fabric backs of the same type and size.

Application Notes


Inside back insert kits include fabric insert(s) that may be placed on the interior of a back matching the type and size of the insert specified.


Inside back inserts do not work on the outside of either painted or fabric backs.

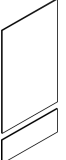
71" h and 78" h inside back insert kit includes two inserts to match the segmented back in those heights.


Full Height Inside Back Inserts

57" h to 78" h fabric

description	w	d	h	pattern no.	10	15	20	25	30	35	40	45
 57" h full height inside back insert, fabric	15"	1/2"	57"	BC1FFINS5715	\$132.	\$136.	\$142.	\$145.	\$150.	\$152.	\$156.	\$159.
	18"	1/2"	57"	BC1FFINS5718	132.	136.	142.	145.	150.	152.	156.	159.
	24"	1/2"	57"	BC1FFINS5724	147.	153.	161.	163.	168.	170.	173.	177.
	30"	1/2"	57"	BC1FFINS5730	170.	175.	183.	186.	193.	196.	200.	204.
	36"	1/2"	57"	BC1FFINS5736	188.	196.	205.	208.	214.	217.	221.	227.
	42"	1/2"	57"	BC1FFINS5742	209.	215.	226.	230.	237.	241.	245.	251.
	48"	1/2"	57"	BC1FFINS5748	229.	237.	248.	252.	260.	264.	268.	276.

 64" h full height inside back insert, fabric	15"	1/2"	64"	BC1FFINS6415	155.	160.	167.	170.	174.	177.	180.	184.
	18"	1/2"	64"	BC1FFINS6418	155.	160.	167.	170.	174.	177.	180.	184.
	24"	1/2"	64"	BC1FFINS6424	167.	172.	180.	183.	188.	193.	196.	201.
	30"	1/2"	64"	BC1FFINS6430	197.	203.	212.	216.	222.	226.	230.	236.
	36"	1/2"	64"	BC1FFINS6436	218.	226.	237.	241.	247.	251.	256.	263.
	42"	1/2"	64"	BC1FFINS6442	238.	245.	256.	262.	269.	273.	279.	285.
	48"	1/2"	64"	BC1FFINS6448	259.	267.	280.	285.	293.	298.	303.	310.

 71" h full height inside back insert, fabric	15"	1/2"	71"	BC1FFINS7115	167.	172.	180.	183.	188.	193.	196.	201.
	18"	1/2"	71"	BC1FFINS7118	167.	172.	180.	183.	188.	193.	196.	201.
	24"	1/2"	71"	BC1FFINS7124	179.	185.	195.	198.	203.	207.	210.	215.
	30"	1/2"	71"	BC1FFINS7130	209.	215.	226.	230.	237.	241.	245.	251.
	36"	1/2"	71"	BC1FFINS7136	209.	215.	226.	230.	237.	241.	245.	251.
	42"	1/2"	71"	BC1FFINS7142	251.	260.	271.	277.	284.	289.	295.	302.
	48"	1/2"	71"	BC1FFINS7148	271.	280.	294.	299.	307.	312.	319.	328.

 78" h full height inside back insert, fabric	18"	1/2"	78"	BC1FFINS7818	179.	185.	195.	198.	203.	207.	210.	215.
	24"	1/2"	78"	BC1FFINS7824	210.	216.	227.	231.	238.	242.	246.	252.
	30"	1/2"	78"	BC1FFINS7830	238.	245.	256.	262.	269.	273.	279.	285.
	36"	1/2"	78"	BC1FFINS7836	265.	273.	286.	291.	300.	305.	310.	319.
	42"	1/2"	78"	BC1FFINS7842	295.	304.	320.	325.	335.	340.	346.	354.
	48"	1/2"	78"	BC1FFINS7848	323.	334.	349.	355.	366.	372.	378.	387.

Order Code

Example:

Specification Information

Fabric inside back inserts only work with painted or fabric backs of the same type and size.

Application Notes

Inside back insert kits include fabric insert(s) that may be placed on the interior of a back matching the type and size of the insert specified.





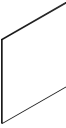
Inside back inserts do not work on the outside of either painted or fabric backs.

71" h and 78" h inside back insert kit includes two inserts to match the segmented back in those heights.

Full Height Inside Back Inserts

16" h to 50" h veneer

Template


description	w	d	h	pattern no.	V1	V2	V3
16" h full height inside back insert, veneer 	18"	1/2"	16"	BC1FVINS1618	\$127.	\$145.	\$197.
	24"	1/2"	16"	BC1FVINS1624	139.	161.	216.
	30"	1/2"	16"	BC1FVINS1630	155.	177.	239.
	36"	1/2"	16"	BC1FVINS1636	170.	196.	263.
	42"	1/2"	16"	BC1FVINS1642	186.	214.	289.
	48"	1/2"	16"	BC1FVINS1648	206.	237.	320.
22" h full height inside back insert, veneer 	18"	1/2"	22"	BC1FVINS2218	131.	150.	202.
	24"	1/2"	22"	BC1FVINS2224	143.	165.	221.
	30"	1/2"	22"	BC1FVINS2230	159.	181.	245.
	36"	1/2"	22"	BC1FVINS2236	174.	201.	270.
	42"	1/2"	22"	BC1FVINS2242	192.	219.	296.
	48"	1/2"	22"	BC1FVINS2248	210.	242.	328.
25" h Antenna full height inside back insert, veneer 	18"	1/2"	25"	BC1FVINS2518	137.	158.	212.
	24"	1/2"	25"	BC1FVINS2524	166.	190.	256.
	30"	1/2"	25"	BC1FVINS2530	201.	230.	310.
	36"	1/2"	25"	BC1FVINS2536	220.	253.	343.
	42"	1/2"	25"	BC1FVINS2542	243.	279.	377.
	48"	1/2"	25"	BC1FVINS2548	266.	306.	414.
28" h full height inside back insert, veneer 	18"	1/2"	28"	BC1FVINS2818	137.	158.	212.
	23"	1/2"	28"	BC1FVINS2823	151.	173.	234.
	24"	1/2"	28"	BC1FVINS2824	166.	190.	256.
	29"	1/2"	28"	BC1FVINS2829	182.	210.	283.
	30"	1/2"	28"	BC1FVINS2830	201.	230.	310.
	36"	1/2"	28"	BC1FVINS2836	220.	253.	343.
	42"	1/2"	28"	BC1FVINS2842	243.	279.	377.
	48"	1/2"	28"	BC1FVINS2848	266.	306.	414.
42" h full height inside back insert, veneer 	15"	1/2"	42"	BC1FVINS4215	159.	181.	245.
	18"	1/2"	42"	BC1FVINS4218	159.	181.	245.
	24"	1/2"	42"	BC1FVINS4224	174.	201.	270.
	30"	1/2"	42"	BC1FVINS4230	192.	219.	296.
	36"	1/2"	42"	BC1FVINS4236	210.	242.	328.
	42"	1/2"	42"	BC1FVINS4242	231.	266.	359.
	48"	1/2"	42"	BC1FVINS4248	254.	293.	396.

Order Code	Specification Information	Application Notes
Example: _____ _____ _____ _____	Veneer inside back inserts only work with painted backs of the same type and size. Grain pattern is vertical.	Inside back insert kits include veneer insert(s) that may be placed on the interior of a back matching the type and size of the insert specified. Inside back inserts do not work on the outside of either painted or fabric backs.

Full Height Inside Back Inserts

16" h to 50" h veneer

Template

description	w	d	h	pattern no.	V1	V2	V3
50" h full height inside back insert, veneer 	15"	1/2"	50"	BC1FVINS5015	\$167.	\$193.	\$259.
	18"	1/2"	50"	BC1FVINS5018	167.	193.	259.
	24"	1/2"	50"	BC1FVINS5024	183.	211.	285.
	30"	1/2"	50"	BC1FVINS5030	202.	232.	313.
	36"	1/2"	50"	BC1FVINS5036	221.	254.	344.
	42"	1/2"	50"	BC1FVINS5042	244.	281.	380.
	48"	1/2"	50"	BC1FVINS5048	274.	315.	426.

Order Code

Example:

Specification Information

Veneer inside back inserts only work with painted backs of the same type and size.
 Grain pattern is vertical.

Application Notes



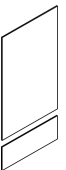
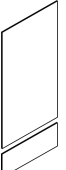
Inside back insert kits include veneer insert(s) that may be placed on the interior of a back matching the type and size of the insert specified.

Inside back inserts do not work on the outside of either painted or fabric backs.

Full Height Inside Back Inserts

57" h to 78" h veneer

Template

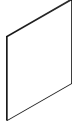
description	w	d	h	pattern no.	V1	V2	V3
57" h full height inside back insert, veneer 	15"	1/2"	57"	BC1FVINS5715	\$183.	\$211.	\$285.
	18"	1/2"	57"	BC1FVINS5718	202.	232.	313.
	24"	1/2"	57"	BC1FVINS5724	221.	254.	344.
	30"	1/2"	57"	BC1FVINS5730	244.	281.	380.
	36"	1/2"	57"	BC1FVINS5736	268.	308.	417.
	42"	1/2"	57"	BC1FVINS5742	296.	341.	459.
	48"	1/2"	57"	BC1FVINS5748	325.	374.	504.
64" h full height inside back insert, veneer 	15"	1/2"	64"	BC1FVINS6415	202.	232.	313.
	18"	1/2"	64"	BC1FVINS6418	221.	254.	344.
	24"	1/2"	64"	BC1FVINS6424	244.	281.	380.
	30"	1/2"	64"	BC1FVINS6430	268.	308.	417.
	36"	1/2"	64"	BC1FVINS6436	295.	340.	458.
	42"	1/2"	64"	BC1FVINS6442	325.	374.	504.
	48"	1/2"	64"	BC1FVINS6448	357.	412.	556.
71" h full height inside back insert, veneer 	15"	1/2"	71"	BC1FVINS7115	221.	254.	344.
	18"	1/2"	71"	BC1FVINS7118	244.	281.	380.
	24"	1/2"	71"	BC1FVINS7124	268.	308.	417.
	30"	1/2"	71"	BC1FVINS7130	295.	340.	458.
	36"	1/2"	71"	BC1FVINS7136	325.	374.	504.
	42"	1/2"	71"	BC1FVINS7142	357.	412.	556.
	48"	1/2"	71"	BC1FVINS7148	392.	452.	610.
78" h full height inside back insert, veneer 	18"	1/2"	78"	BC1FVINS7818	244.	281.	380.
	24"	1/2"	78"	BC1FVINS7824	268.	308.	417.
	30"	1/2"	78"	BC1FVINS7830	295.	340.	458.
	36"	1/2"	78"	BC1FVINS7836	325.	374.	504.
	42"	1/2"	78"	BC1FVINS7842	357.	412.	556.
	48"	1/2"	78"	BC1FVINS7848	397.	456.	617.

Order Code	Specification Information	Application Notes
Example: _____ _____ _____ _____	Veneer inside back inserts only work with painted backs of the same type and size. Grain pattern is vertical.	Inside back insert kits include veneer insert(s) that may be placed on the interior of a back matching the type and size of the insert specified. Inside back inserts do not work on the outside of either painted or fabric backs.

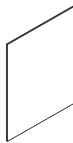
Lower Inside Back Inserts

42" h, 44" h and 49" h fabric

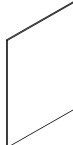
description	w	d	h	pattern no.	10	15	20	25	30	35	40	45
42" h lower inside back insert, fabric For use on 57" h unit with 15" h top pass-through or reversed storage	18"	1/2"	42"	BC1LFINS4218	\$112.	\$116.	\$122.	\$124.	\$127.	\$129.	\$131.	\$134.
	24"	1/2"	42"	BC1LFINS4224	126.	130.	136.	138.	142.	144.	147.	151.
	30"	1/2"	42"	BC1LFINS4230	138.	142.	150.	152.	157.	160.	163.	166.
	36"	1/2"	42"	BC1LFINS4236	160.	165.	172.	175.	180.	183.	186.	192.
	42"	1/2"	42"	BC1LFINS4242	175.	180.	190.	194.	199.	202.	206.	210.
	48"	1/2"	42"	BC1LFINS4248	180.	186.	196.	199.	205.	208.	211.	216.



44" h lower inside back insert, fabric For use on 64" h unit with 20" h top pass-through or reversed storage	18"	1/2"	44"	BC1LFINS4418	112.	116.	122.	124.	127.	129.	131.	134.
	24"	1/2"	44"	BC1LFINS4424	127.	131.	137.	139.	143.	145.	149.	152.
	30"	1/2"	44"	BC1LFINS4430	127.	131.	137.	139.	143.	145.	149.	152.
	36"	1/2"	44"	BC1LFINS4436	162.	167.	175.	178.	182.	185.	188.	195.
	42"	1/2"	44"	BC1LFINS4442	177.	183.	193.	196.	201.	205.	208.	213.
	48"	1/2"	44"	BC1LFINS4448	182.	188.	198.	202.	207.	210.	214.	219.



49" h lower inside back insert, fabric For use on 64" h unit with 15" h top pass-through or reversed storage	18"	1/2"	49"	BC1LFINS4918	117.	122.	127.	129.	133.	135.	137.	140.
	24"	1/2"	49"	BC1LFINS4924	132.	136.	143.	145.	150.	152.	156.	160.
	30"	1/2"	49"	BC1LFINS4930	140.	144.	152.	156.	160.	162.	165.	169.
	36"	1/2"	49"	BC1LFINS4936	172.	177.	185.	190.	196.	199.	202.	207.
	42"	1/2"	49"	BC1LFINS4942	179.	185.	195.	198.	203.	207.	210.	215.
	48"	1/2"	49"	BC1LFINS4948	184.	192.	200.	204.	209.	213.	216.	221.

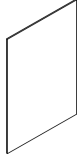


Order Code	Specification Information	Application Notes
Example: _____ _____ _____ _____	Fabric inside back inserts only work with painted or fabric backs of the same type and size.	Inside back insert kits include fabric insert(s) that may be placed on the interior of a back matching the type and size of the insert specified. Inside back inserts do not work on the outside of either painted or fabric backs.


Lower Inside Back Inserts

51" h, 56" h and 58" h fabric

description	w	d	h	pattern no.	10	15	20	25	30	35	40	45
51" h lower inside back insert, fabric For use on 71" h unit with 20" h top pass-through or reversed storage	18"	1/2"	51"	BC1LFINS5118	\$121.	\$125.	\$131.	\$133.	\$136.	\$138.	\$141.	\$144.
	24"	1/2"	51"	BC1LFINS5124	137.	141.	149.	151.	156.	159.	161.	165.
	30"	1/2"	51"	BC1LFINS5130	145.	151.	158.	161.	165.	168.	171.	175.
	36"	1/2"	51"	BC1LFINS5136	182.	188.	198.	202.	207.	210.	214.	219.
	42"	1/2"	51"	BC1LFINS5142	190.	197.	206.	209.	215.	218.	222.	228.
	48"	1/2"	51"	BC1LFINS5148	212.	218.	229.	234.	240.	244.	248.	254.



56" h lower inside back insert, fabric For use on 71" h unit with 15" h top pass-through or reversed storage	18"	1/2"	56"	BC1LFINS5618	123.	127.	133.	135.	138.	141.	143.	146.
	24"	1/2"	56"	BC1LFINS5624	140.	144.	152.	156.	160.	162.	165.	169.
	30"	1/2"	56"	BC1LFINS5630	151.	157.	164.	167.	171.	174.	177.	181.
	36"	1/2"	56"	BC1LFINS5636	190.	197.	206.	209.	215.	218.	222.	228.
	42"	1/2"	56"	BC1LFINS5642	198.	204.	213.	217.	224.	227.	231.	238.
	48"	1/2"	56"	BC1LFINS5648	217.	225.	236.	240.	246.	250.	254.	261.



58" h lower inside back insert, fabric For use on 78" h unit with 20" h top pass-through or reversed storage	18"	1/2"	58"	BC1LFINS5818	125.	129.	135.	137.	141.	143.	145.	150.
	24"	1/2"	58"	BC1LFINS5824	141.	145.	153.	157.	161.	163.	166.	170.
	30"	1/2"	58"	BC1LFINS5830	155.	160.	167.	170.	174.	177.	180.	184.
	36"	1/2"	58"	BC1LFINS5836	195.	201.	210.	214.	219.	224.	228.	234.
	42"	1/2"	58"	BC1LFINS5842	203.	209.	219.	224.	229.	234.	238.	244.
	48"	1/2"	58"	BC1LFINS5848	220.	228.	239.	243.	250.	254.	259.	265.



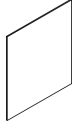
Order Code	Specification Information	Application Notes
Example: _____ _____ _____ _____	Fabric inside back inserts only work with painted or fabric backs of the same type and size.	Inside back insert kits include fabric insert(s) that may be placed on the interior of a back matching the type and size of the insert specified. Inside back inserts do not work on the outside of either painted or fabric backs.

Lower Inside Back Inserts

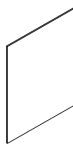
42" h, 44" h and 49" h veneer

Template

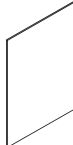
description	w	d	h	pattern no.	V1	V2	V3
42" h lower inside back insert, veneer For use on 57" h unit with 15" h top pass-through or reversed storage	18"	1/2"	42"	BC1LVINS4218	\$159.	\$181.	\$245.
	24"	1/2"	42"	BC1LVINS4224	174.	201.	270.
	30"	1/2"	42"	BC1LVINS4230	192.	219.	296.
	36"	1/2"	42"	BC1LVINS4236	210.	242.	328.
	42"	1/2"	42"	BC1LVINS4242	231.	266.	359.
	48"	1/2"	42"	BC1LVINS4248	254.	293.	396.



44" h lower inside back insert, veneer For use on 64" h unit with 20" h top pass-through or reversed storage	18"	1/2"	44"	BC1LVINS4418	174.	201.	270.
	24"	1/2"	44"	BC1LVINS4424	192.	219.	296.
	30"	1/2"	44"	BC1LVINS4430	210.	242.	328.
	36"	1/2"	44"	BC1LVINS4436	231.	266.	359.
	42"	1/2"	44"	BC1LVINS4442	254.	293.	396.
	48"	1/2"	44"	BC1LVINS4448	280.	323.	435.



49" h lower inside back insert, veneer For use on 64" h unit with 15" h top pass-through or reversed storage	18"	1/2"	49"	BC1LVINS4918	192.	219.	296.
	24"	1/2"	49"	BC1LVINS4924	210.	242.	328.
	30"	1/2"	49"	BC1LVINS4930	231.	266.	359.
	36"	1/2"	49"	BC1LVINS4936	254.	293.	396.
	42"	1/2"	49"	BC1LVINS4942	280.	323.	435.
	48"	1/2"	49"	BC1LVINS4948	307.	354.	478.

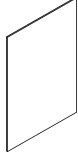


Order Code	Specification Information	Application Notes
Example: _____ _____ _____ _____	Veneer inside back inserts only work with painted backs of the same type and size. Grain pattern is vertical.	Inside back insert kits include veneer insert(s) that may be placed on the interior of a back matching the type and size of the insert specified. Inside back inserts do not work on the outside of either painted or fabric backs.


Lower Inside Back Inserts

51" h, 56" h and 58" h veneer

description	w	d	h	pattern no.	V1	V2	V3
51" h lower inside back insert, veneer For use on 71" h unit with 20" h top pass-through or reversed storage	18"	1/2"	51"	BC1LVINS5118	\$170.	\$196.	\$263.
	24"	1/2"	51"	BC1LVINS5124	186.	214.	289.
	30"	1/2"	51"	BC1LVINS5130	206.	237.	320.
	36"	1/2"	51"	BC1LVINS5136	226.	260.	351.
	42"	1/2"	51"	BC1LVINS5142	248.	285.	385.
	48"	1/2"	51"	BC1LVINS5148	273.	314.	425.



56" h lower inside back insert, veneer For use on 71" h unit with 15" h top pass-through or reversed storage	18"	1/2"	56"	BC1LVINS5618	183.	211.	285.
	24"	1/2"	56"	BC1LVINS5624	202.	232.	313.
	30"	1/2"	56"	BC1LVINS5630	221.	254.	344.
	36"	1/2"	56"	BC1LVINS5636	244.	281.	380.
	42"	1/2"	56"	BC1LVINS5642	268.	308.	417.
	48"	1/2"	56"	BC1LVINS5648	296.	341.	459.



58" h lower inside back insert, veneer For use on 78" h unit with 20" h top pass-through or reversed storage	18"	1/2"	58"	BC1LVINS5818	202.	232.	313.
	24"	1/2"	58"	BC1LVINS5824	221.	254.	344.
	30"	1/2"	58"	BC1LVINS5830	244.	281.	380.
	36"	1/2"	58"	BC1LVINS5836	268.	308.	417.
	42"	1/2"	58"	BC1LVINS5842	295.	340.	458.
	48"	1/2"	58"	BC1LVINS5848	325.	374.	504.



Order Code	Specification Information	Application Notes
Example: _____ _____ _____ _____	Veneer inside back inserts only work with painted backs of the same type and size. Grain pattern is vertical.	Inside back insert kits include veneer insert(s) that may be placed on the interior of a back matching the type and size of the insert specified. Inside back inserts do not work on the outside of either painted or fabric backs.

Upper Inside Back Inserts

14" h, 15" h, 20" h and 22" h fabric

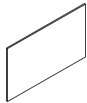
description	w	d	h	pattern no.	10	15	20	25	30	35	40	45
14" h upper inside back insert, fabric For use on 42" h unit with reversal at worksurface height (not compatible with 15" h door components)	18"	1/2"	14"	BC1UFINS1418	\$66.	\$68.	\$71.	\$73.	\$75.	\$76.	\$77.	\$79.
	24"	1/2"	14"	BC1UFINS1424	70.	72.	76.	77.	79.	80.	82.	84.
	30"	1/2"	14"	BC1UFINS1430	74.	77.	80.	81.	84.	85.	87.	89.
	36"	1/2"	14"	BC1UFINS1436	78.	81.	84.	87.	89.	91.	92.	94.
	42"	1/2"	14"	BC1UFINS1442	80.	83.	88.	89.	91.	93.	94.	97.
	48"	1/2"	14"	BC1UFINS1448	85.	89.	93.	95.	97.	99.	100.	103.



15" h upper inside back insert, fabric For use on 57" h and taller units with pass-through or reversed shelf storage below (compatible with all 15" h door kits)	18"	1/2"	15"	BC1UFINS1518	67.	69.	73.	74.	76.	77.	78.	80.
	24"	1/2"	15"	BC1UFINS1524	71.	74.	77.	78.	80.	82.	83.	85.
	30"	1/2"	15"	BC1UFINS1530	75.	78.	81.	83.	85.	87.	89.	91.
	36"	1/2"	15"	BC1UFINS1536	79.	82.	85.	88.	90.	92.	93.	95.
	42"	1/2"	15"	BC1UFINS1542	81.	84.	89.	90.	93.	94.	96.	98.
	48"	1/2"	15"	BC1UFINS1548	87.	90.	94.	96.	98.	100.	101.	104.
	60"	1/2"	15"	BC1UFINS1560	97.	100.	104.	108.	110.	112.	113.	116.
	72"	1/2"	15"	BC1UFINS1572	*	*	*	*	*	*	*	*



20" h upper inside back insert, fabric For use on 57" h and taller units with pass-through or reversed shelf storage below (compatible with all 20" h door kits)	18"	1/2"	20"	BC1UFINS2018	89.	92.	96.	98.	100.	102.	104.	108.
	24"	1/2"	20"	BC1UFINS2024	83.	87.	91.	92.	95.	96.	98.	100.
	30"	1/2"	20"	BC1UFINS2030	92.	95.	99.	101.	104.	108.	109.	112.
	36"	1/2"	20"	BC1UFINS2036	99.	102.	109.	111.	114.	116.	117.	121.
	42"	1/2"	20"	BC1UFINS2042	103.	108.	113.	115.	118.	121.	123.	126.
	48"	1/2"	20"	BC1UFINS2048	110.	114.	119.	122.	125.	127.	129.	132.
	60"	1/2"	20"	BC1UFINS2060	121.	125.	130.	132.	135.	137.	139.	142.
	72"	1/2"	20"	BC1UFINS2072	*	*	*	*	*	*	*	*

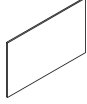


Order Code	Specification Information	Application Information
Example: _____ _____ _____ _____	Fabric inside back inserts only work with painted or fabric backs of the same type and size unless inside insert support kit is specified.	An inside insert support kit (BC1FINSCLIP, \$50 list) is available to support an inside insert from the back of a worksurface shelf or veneer standard shelf. Inside back inserts do not work on the outside of either painted or fabric backs. *72" w fabric backs need to be quoted as special product due to railroading of fabric.

Upper Inside Back Inserts

14" h, 15" h, 20" h and 22" h fabric

description	w	d	h	pattern no.	10	15	20	25	30	35	40	45
22" h upper inside back insert, fabric For use on 50" h unit reversal at worksurface height	18"	1/2"	22"	BC1UFINS2218	\$97.	\$100.	\$107.	\$109.	\$111.	\$113.	\$115.	\$118.
	24"	1/2"	22"	BC1UFINS2224	92.	95.	99.	101.	104.	108.	109.	112.
	30"	1/2"	22"	BC1UFINS2230	101.	104.	111.	113.	116.	118.	121.	124.
	36"	1/2"	22"	BC1UFINS2236	111.	115.	121.	123.	126.	128.	130.	133.
	42"	1/2"	22"	BC1UFINS2242	115.	119.	125.	127.	131.	133.	135.	138.
	48"	1/2"	22"	BC1UFINS2248	121.	125.	131.	133.	136.	138.	141.	144.



Order Code

Example:

Specification Information

Fabric inside back inserts only work with painted or fabric backs of the same type and size unless inside insert support kit is specified.

Application Information

An inside insert support kit (BCIFINSCLIP, \$50 list) is available to support an inside insert from the back of a worksurface shelf or veneer standard shelf.

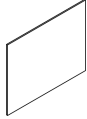
Inside back inserts do not work on the outside of either painted or fabric backs.

*72" w fabric backs need to be quoted as special product due to railroading of fabric.

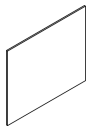
Upper Inside Back Inserts

28"h, 29"h, 35"h and 36"h fabric

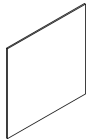
description	w	d	h	pattern no.	10	15	20	25	30	35	40	45
28"h upper inside back insert, fabric For use on 50"h unit reversal at credenza height	18"	1/2"	28"	BC1UFINS2818	\$107.	\$110.	\$115.	\$117.	\$121.	\$123.	\$125.	\$128.
	24"	1/2"	28"	BC1UFINS2824	118.	123.	128.	131.	134.	136.	138.	142.
	30"	1/2"	28"	BC1UFINS2830	131.	135.	141.	144.	147.	151.	153.	158.
	36"	1/2"	28"	BC1UFINS2836	141.	145.	153.	157.	161.	163.	166.	170.
	42"	1/2"	28"	BC1UFINS2842	147.	153.	161.	163.	168.	170.	173.	177.
	48"	1/2"	28"	BC1UFINS2848	155.	160.	167.	170.	174.	177.	180.	184.



29"h upper inside back insert, fabric For use on 50"h unit reversal at worksurface height	18"	1/2"	29"	BC1UFINS2918	107.	110.	115.	117.	121.	123.	125.	128.
	24"	1/2"	29"	BC1UFINS2924	118.	123.	128.	131.	134.	136.	138.	142.
	30"	1/2"	29"	BC1UFINS2930	131.	135.	141.	144.	147.	151.	153.	158.
	36"	1/2"	29"	BC1UFINS2936	141.	145.	153.	157.	161.	163.	166.	170.
	42"	1/2"	29"	BC1UFINS2942	147.	153.	161.	163.	168.	170.	173.	177.
	48"	1/2"	29"	BC1UFINS2948	155.	160.	167.	170.	174.	177.	180.	184.



35"h upper inside back insert, fabric For use on 50"h unit reversal at credenza height	18"	1/2"	35"	BC1UFINS3518	112.	116.	122.	124.	127.	129.	131.	134.
	24"	1/2"	35"	BC1UFINS3524	125.	129.	135.	137.	141.	143.	145.	150.
	30"	1/2"	35"	BC1UFINS3530	137.	141.	149.	151.	156.	159.	161.	160.
	36"	1/2"	35"	BC1UFINS3536	151.	157.	164.	167.	171.	174.	177.	181.
	42"	1/2"	35"	BC1UFINS3542	157.	162.	169.	172.	177.	180.	182.	187.
	48"	1/2"	35"	BC1UFINS3548	163.	168.	176.	179.	183.	186.	192.	196.

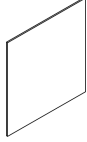


Order Code	Specificaiton Information	Application Notes
Example: _____ _____ _____ _____	Fabric inside back inserts only work with painted or fabric backs of the same type and size unless inside insert support kit is specified.	An inside insert support kit (BCIFINCLIP, \$50 list) is available to support an inside insert from the back of a worksurface shelf or veneer standard shelf. Inside back inserts do not work on the outside of either painted or fabric backs.

Upper Inside Back Inserts

28"h, 29"h, 35"h and 36"h fabric

description	w	d	h	pattern no.	10	15	20	25	30	35	40	45
36"h upper inside back insert, fabric	18"	1/2"	36"	BC1UFINS3618	\$112.	\$116.	\$122.	\$124.	\$127.	\$129.	\$131.	\$134.
For use on 64"h unit reversal at worksurface height	24"	1/2"	36"	BC1UFINS3624	125.	129.	135.	137.	141.	143.	145.	150.
	30"	1/2"	36"	BC1UFINS3630	137.	141.	149.	151.	156.	159.	161.	165.
	36"	1/2"	36"	BC1UFINS3636	151.	157.	164.	167.	171.	174.	177.	181.
	42"	1/2"	36"	BC1UFINS3642	157.	162.	169.	172.	177.	180.	182.	187.
	48"	1/2"	36"	BC1UFINS3648	163.	168.	176.	179.	183.	186.	192.	196.



Order Code

Example: _____

Specificaiton Information

Fabric inside back inserts only work with painted or fabric backs of the same type and size unless inside insert support kit is specified.

Application Notes

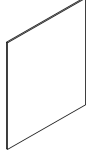
An inside insert support kit (BCIFINSCLIP, \$50 list) is available to support an inside insert from the back of a worksurface shelf or veneer standard shelf.

Inside back inserts do not work on the outside of either painted or fabric backs.

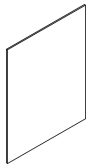
Upper Inside Back Inserts

42" h, 43" h and 49" h fabric

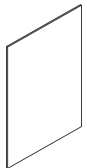
description	w	d	he	pattern no.	10	15	20	25	30	35	40	45
42" h upper inside back insert, fabric	18"	1/2"	42"	BC1UFINS4218	\$118.	\$123.	\$128.	\$131.	\$132.	\$136.	\$138.	\$142.
For use on 64" h unit reversal at credenza height	24"	1/2"	42"	BC1UFINS4224	130.	134.	140.	143.	146.	150.	152.	157.
	30"	1/2"	42"	BC1UFINS4230	142.	147.	155.	158.	162.	165.	167.	171.
	36"	1/2"	42"	BC1UFINS4236	160.	165.	172.	175.	180.	183.	186.	192.
	42"	1/2"	42"	BC1UFINS4242	181.	187.	197.	201.	206.	209.	213.	218.
	48"	1/2"	42"	BC1UFINS4248	188.	196.	205.	208.	214.	217.	221.	227.



43" h upper inside back insert, fabric	18"	1/2"	43"	BC1UFINS4318	118.	123.	128.	131.	134.	136.	138.	142.
For use on 71" h unit reversal at worksurface height	24"	1/2"	43"	BC1UFINS4324	130.	134.	140.	143.	146.	150.	152.	157.
	30"	1/2"	43"	BC1UFINS4330	142.	147.	155.	158.	162.	165.	167.	171.
	36"	1/2"	43"	BC1UFINS4336	160.	165.	172.	175.	180.	183.	186.	192.
	42"	1/2"	43"	BC1UFINS4342	181.	187.	197.	201.	206.	209.	213.	218.
	48"	1/2"	43"	BC1UFINS4348	188.	196.	205.	208.	214.	217.	221.	227.



49" h upper inside back insert, fabric	18"	1/2"	49"	BC1UFINS4918	123.	127.	132.	135.	138.	140.	143.	147.
For use on 71" h unit reversal at credenza height	24"	1/2"	49"	BC1UFINS4924	134.	138.	145.	149.	152.	156.	158.	162.
	30"	1/2"	49"	BC1UFINS4930	147.	153.	160.	163.	167.	170.	172.	177.
	36"	1/2"	49"	BC1UFINS4936	165.	170.	178.	181.	186.	190.	194.	198.
	42"	1/2"	49"	BC1UFINS4942	187.	195.	203.	208.	213.	216.	220.	226.
	48"	1/2"	49"	BC1UFINS4948	196.	202.	212.	215.	221.	225.	229.	235.



Order Code	Specification Information	Application Notes
Example: _____ _____ _____ _____	Fabric inside back inserts only work with painted or fabric backs of the same type and size unless inside insert support kit is specified.	An inside insert support kit (BCIFINSCLIP, \$50 list) is available to support an inside insert from the back of a worksurface shelf or veneer standard shelf. Inside back inserts do not work on the outside of either painted or fabric backs.

Upper Inside Back Inserts

14"h, 15"h, 20"h and 22"h veneer

Template

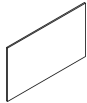
description	w	d	h	pattern no.	V1	V2	V3
14"h upper inside back insert, veneer For use on 42"h unit reversal at worksurface height (not compatible with 15"h door components)	18"	1/2"	14"	BC1UVINS1418	\$129.	\$147.	\$200.
	24"	1/2"	14"	BC1UVINS1424	131.	150.	202.
	30"	1/2"	14"	BC1UVINS1430	143.	165.	221.
	36"	1/2"	14"	BC1UVINS1436	159.	181.	245.
	42"	1/2"	14"	BC1UVINS1442	174.	201.	270.
	48"	1/2"	14"	BC1UVINS1448	192.	219.	296.



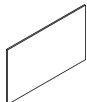
15"h upper inside back insert, veneer For use on 57"h and taller units with pass-through or reversed shelf storage below (compatible with all 15"h door kits)	18"	1/2"	15"	BC1UVINS1518	129.	147.	200.
	24"	1/2"	15"	BC1UVINS1524	131.	150.	202.
	30"	1/2"	15"	BC1UVINS1530	143.	165.	221.
	36"	1/2"	15"	BC1UVINS1536	159.	181.	245.
	42"	1/2"	15"	BC1UVINS1542	174.	201.	270.
	48"	1/2"	15"	BC1UVINS1548	192.	219.	296.
	60"	1/2"	15"	BC1UVINS1560	207.	239.	324.
	72"	1/2"	15"	BC1UVINS1572	210.	242.	328.



20"h upper inside back insert, veneer For use on 57"h and taller units with pass-through or reversed shelf storage below (compatible with all 20"h door kits)	18"	1/2"	20"	BC1UVINS2018	132.	152.	205.
	24"	1/2"	20"	BC1UVINS2024	144.	166.	224.
	30"	1/2"	20"	BC1UVINS2030	160.	183.	248.
	36"	1/2"	20"	BC1UVINS2036	175.	202.	272.
	42"	1/2"	20"	BC1UVINS2042	194.	221.	299.
	48"	1/2"	20"	BC1UVINS2048	212.	244.	331.
	60"	1/2"	20"	BC1UVINS2060	228.	263.	357.
	72"	1/2"	20"	BC1UVINS2072	234.	268.	364.



22"h upper inside back insert, veneer For use on 50"h unit reversal at worksurface height.	18"	1/2"	22"	BC1UVINS2218	134.	155.	208.
	24"	1/2"	22"	BC1UVINS2224	147.	170.	229.
	30"	1/2"	22"	BC1UVINS2230	162.	185.	250.
	36"	1/2"	22"	BC1UVINS2236	178.	205.	277.
	42"	1/2"	22"	BC1UVINS2242	196.	225.	303.
	48"	1/2"	22"	BC1UVINS2248	215.	247.	335.

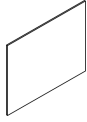


Order Code	Specification Information	Application Notes
Example: _____ _____ _____ _____	Veneer inside back inserts only work with painted backs of the same type and size unless inside insert support kit is specified. Grain direction is vertical.	An inside insert support kit (BCIFINSCLIP, \$50 list) is available to support an inside insert from the back of a worksurface shelf or veneer standard shelf. Inside back inserts do not work on the outside of either painted or fabric backs.

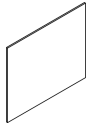
Upper Inside Back Inserts

28"h, 29"h, 35"h and 36"h veneer

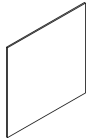
description	w	d	h	pattern no.	V1	V2	V3
28"h upper inside back insert, veneer	18"	1/2"	28"	BC1UVINS2818	\$137.	\$158.	\$212.
For use on 50"h unit reversal at credenza height	24"	1/2"	28"	BC1UVINS2824	151.	173.	234.
	30"	1/2"	28"	BC1UVINS2830	166.	190.	256.
	36"	1/2"	28"	BC1UVINS2836	182.	210.	283.
	42"	1/2"	28"	BC1UVINS2842	201.	230.	310.
	48"	1/2"	28"	BC1UVINS2848	220.	253.	343.



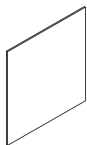
29"h upper inside back insert, veneer	18"	1/2"	29"	BC1UVINS2918	138.	160.	215.
For use on 57"h unit reversal at worksurface height	24"	1/2"	29"	BC1UVINS2924	152.	174.	235.
	30"	1/2"	29"	BC1UVINS2930	167.	193.	259.
	36"	1/2"	29"	BC1UVINS2936	183.	211.	285.
	42"	1/2"	29"	BC1UVINS2942	202.	232.	313.
	48"	1/2"	29"	BC1UVINS2948	221.	254.	344.



35"h upper inside back insert, veneer	18"	1/2"	35"	BC1UVINS3518	143.	165.	221.
For use on 57"h unit reversal at credenza height	24"	1/2"	35"	BC1UVINS3524	159.	181.	245.
	30"	1/2"	35"	BC1UVINS3530	173.	199.	267.
	36"	1/2"	35"	BC1UVINS3536	192.	219.	296.
	42"	1/2"	35"	BC1UVINS3542	210.	242.	328.
	48"	1/2"	35"	BC1UVINS3548	230.	265.	358.



36"h upper inside back insert, veneer	18"	1/2"	36"	BC1UVINS3618	144.	166.	224.
For use on 64"h unit reversal at worksurface height	24"	1/2"	36"	BC1UVINS3624	160.	183.	248.
	30"	1/2"	36"	BC1UVINS3630	175.	202.	272.
	36"	1/2"	36"	BC1UVINS3636	193.	220.	298.
	42"	1/2"	36"	BC1UVINS3642	211.	243.	329.
	48"	1/2"	36"	BC1UVINS3648	232.	267.	362.

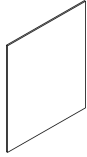


Order Code	Specification Information	Application Notes
Example: _____ _____ _____ _____	Veneer inside back inserts only work with painted backs of the same type and size unless inside insert support kit is specified. Grain direction is vertical.	An inside insert support kit (BCIFINSCLIP, \$50 list) is available to support an inside insert from the back of a worksurface shelf or veneer standard shelf. Inside back inserts do not work on the outside of either painted or fabric backs.

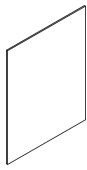
Upper Inside Back Inserts

42" h, 43" h and 49" h veneer

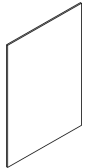
description	w	d	h	pattern no.	V1	V2	V3
42" h upper inside back insert, veneer	18"	1/2"	42"	BC1UVINS4218	\$151.	\$173.	\$234.
For use on 64" h unit reversal at credenza height	24"	1/2"	42"	BC1UVINS4224	166.	190.	256.
	30"	1/2"	42"	BC1UVINS4230	182.	210.	283.
	36"	1/2"	42"	BC1UVINS4236	201.	230.	310.
	42"	1/2"	42"	BC1UVINS4242	220.	253.	343.
	48"	1/2"	42"	BC1UVINS4248	243.	279.	377.



43" h upper inside back insert, veneer	18"	1/2"	43"	BC1UVINS4318	153.	176.	238.
For use on 71" h unit reversal at worksurface height	24"	1/2"	43"	BC1UVINS4324	168.	194.	261.
	30"	1/2"	43"	BC1UVINS4330	184.	212.	286.
	36"	1/2"	43"	BC1UVINS4336	204.	235.	315.
	42"	1/2"	43"	BC1UVINS4342	224.	348.	258.
	48"	1/2"	43"	BC1UVINS4348	246.	283.	382.




49" h upper inside back insert, veneer	18"	1/2"	49"	BC1UVINS4918	160.	183.	248.
For use on 71" h unit reversal at credenza height	24"	1/2"	49"	BC1UVINS4924	175.	202.	272.
	30"	1/2"	49"	BC1UVINS4930	194.	221.	299.
	36"	1/2"	49"	BC1UVINS4936	212.	244.	331.
	42"	1/2"	49"	BC1UVINS4942	234.	268.	364.
	48"	1/2"	49"	BC1UVINS4948	256.	295.	398.

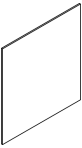


Order Code	Specification Information	Application Notes
Example: _____ _____ _____ _____	Veneer inside back inserts only work with painted backs of the same type and size unless inside insert support kit is specified. Grain direction is vertical.	An inside insert support kit (BCIFINSCLIP, \$50 list) is available to support an inside insert from the back of a worksurface shelf or veneer standard shelf. Inside back inserts do not work on the outside of either painted or fabric backs.

Mid Inside Back Inserts

57" h unit fabric

description	w	d	h	pattern no.	10	15	20	25	30	35	40	45
Mid inside back insert for 57" h unit, fabric reversal at worksurface height with 15" upper storage 	18"	1/2"	14"	BC1MFINS1418	\$100.	\$104.	\$110.	\$112.	\$115.	\$117.	\$119.	\$123.
	24"	1/2"	14"	BC1MFINS1424	100.	104.	110.	112.	115.	117.	119.	123.
	30"	1/2"	14"	BC1MFINS1430	104.	109.	114.	116.	119.	122.	124.	127.
	36"	1/2"	14"	BC1MFINS1436	115.	119.	125.	127.	131.	133.	135.	138.
	42"	1/2"	14"	BC1MFINS1442	117.	122.	127.	129.	133.	135.	137.	140.
	48"	1/2"	14"	BC1MFINS1448	119.	124.	129.	132.	135.	137.	140.	143.
	60"	1/2"	14"	BC1MFINS1460	130.	134.	139.	142.	145.	147.	151.	155.
	72"	1/2"	14"	BC1MFINS1472	*	*	*	*	*	*	*	*

Mid inside back insert for 57" h unit, fabric reversal at credenza height with 15" upper storage 	18"	1/2"	20"	BC1MFINS2018	115.	119.	125.	127.	131.	133.	135.	138.
	24"	1/2"	20"	BC1MFINS2024	115.	119.	125.	127.	131.	133.	135.	138.
	30"	1/2"	20"	BC1MFINS2030	119.	124.	129.	132.	135.	137.	140.	143.
	36"	1/2"	20"	BC1MFINS2036	133.	137.	143.	146.	151.	153.	157.	160.
	42"	1/2"	20"	BC1MFINS2042	136.	140.	147.	150.	155.	158.	160.	164.
	48"	1/2"	20"	BC1MFINS2048	140.	144.	152.	156.	160.	162.	165.	169.
	60"	1/2"	20"	BC1MFINS2060	151.	156.	163.	166.	170.	172.	175.	179.
	72"	1/2"	20"	BC1MFINS2072	*	*	*	*	*	*	*	*

Order Code

Example:

Specification Information

Fabric inside back inserts only work with painted or fabric backs of the same type and size unless inside insert support kit is specified.

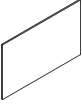
Application Notes

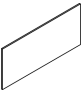
An inside insert support kit (BCIFINSCLIP, \$50 list) is available to support an inside insert from the back of a worksurface shelf or veneer standard shelf.

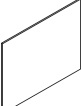
Inside back inserts do not work on the outside of either painted or fabric backs.

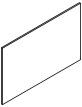
Mid Inside Back Inserts

64" h unit fabric

description	w	d	h	pattern no.	10	15	20	25	30	35	40	45
Mid inside back insert for 64" h unit, fabric reversal at worksurface height with 15" upper storage 	18"	1/2"	21"	BC1MFINS2118	\$115.	\$119.	\$125.	\$127.	\$131.	\$133.	\$135.	\$138.
	24"	1/2"	21"	BC1MFINS2124	115.	119.	125.	127.	131.	133.	135.	138.
	30"	1/2"	21"	BC1MFINS2130	119.	124.	129.	132.	135.	137.	140.	143.
	36"	1/2"	21"	BC1MFINS2136	133.	137.	143.	146.	151.	153.	157.	160.
	42"	1/2"	21"	BC1MFINS2142	136.	140.	147.	150.	155.	158.	160.	164.
	48"	1/2"	21"	BC1MFINS2148	140.	144.	152.	156.	160.	162.	165.	169.
	60"	1/2"	21"	BC1MFINS2160	151.	156.	163.	166.	170.	172.	175.	179.
	72"	1/2"	21"	BC1MFINS2172	*	*	*	*	*	*	*	*

Mid inside back insert for 64" h unit, fabric reversal at worksurface height with 20" upper storage 	18"	1/2"	16"	BC1MFINS1618	104.	109.	114.	116.	119.	122.	124.	127.
	24"	1/2"	16"	BC1MFINS1624	104.	109.	114.	116.	119.	122.	124.	127.
	30"	1/2"	16"	BC1MFINS1630	110.	114.	119.	122.	125.	127.	129.	132.
	36"	1/2"	16"	BC1MFINS1636	119.	124.	129.	132.	135.	137.	140.	143.
	42"	1/2"	16"	BC1MFINS1642	123.	127.	133.	135.	138.	141.	143.	146.
	48"	1/2"	16"	BC1MFINS1648	126.	130.	136.	138.	142.	144.	147.	151.
	60"	1/2"	16"	BC1MFINS1660	136.	140.	146.	149.	153.	156.	159.	162.
	72"	1/2"	16"	BC1MFINS1672	*	*	*	*	*	*	*	*

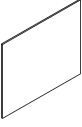
Mid inside back insert for 64" h unit, fabric reversal at credenza height with 15" upper storage 	18"	1/2"	27"	BC1MFINS2718	124.	128.	134.	136.	140.	142.	145.	145.
	24"	1/2"	27"	BC1MFINS2724	124.	128.	134.	136.	140.	142.	145.	147.
	30"	1/2"	27"	BC1MFINS2730	128.	132.	138.	141.	144.	146.	149.	153.
	36"	1/2"	27"	BC1MFINS2736	147.	153.	161.	164.	168.	171.	174.	178.
	42"	1/2"	27"	BC1MFINS2742	153.	158.	165.	168.	173.	176.	178.	183.
	48"	1/2"	27"	BC1MFINS2748	158.	163.	171.	174.	178.	181.	184.	188.
	60"	1/2"	27"	BC1MFINS2760	168.	173.	181.	184.	188.	193.	196.	200.
	72"	1/2"	27"	BC1MFINS2772	*	*	*	*	*	*	*	*

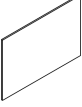
Mid inside back insert for 64" h unit, fabric reversal at credenza height with 20" upper storage 	18"	1/2"	22"	BC1MFINS2218	118.	123.	128.	130.	134.	136.	138.	141.
	24"	1/2"	22"	BC1MFINS2224	118.	123.	128.	130.	134.	136.	138.	141.
	30"	1/2"	22"	BC1MFINS2230	123.	127.	132.	135.	138.	140.	143.	146.
	36"	1/2"	22"	BC1MFINS2236	136.	140.	146.	150.	156.	158.	161.	164.
	42"	1/2"	22"	BC1MFINS2242	139.	143.	151.	155.	159.	162.	164.	168.
	48"	1/2"	22"	BC1MFINS2248	143.	147.	157.	160.	164.	166.	169.	173.
	60"	1/2"	22"	BC1MFINS2260	155.	159.	167.	170.	174.	176.	179.	183.
	72"	1/2"	22"	BC1MFINS2272	*	*	*	*	*	*	*	*

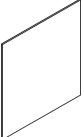
Order Code	Specification Information	Application Notes
Example: _____ _____ _____ _____	Fabric inside back inserts only work with painted or fabric backs of the same type and size unless inside insert support kit is specified.	An inside insert support kit (BC1FINSCLIP, \$50 list) is available to support an inside insert from the back of a worksurface shelf or veneer standard shelf. Inside back inserts do not work on the outside of either painted or fabric backs. *72" w fabric backs need to be quoted as special product due to railroading of fabric.

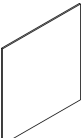
Mid Inside Back Inserts

71" h unit fabric

description	w	d	h	pattern no.	10	15	20	25	30	35	40	45
Mid inside back insert for 71" h unit, fabric reversal at worksurface height with 15" upper storage 	18"	1/2"	28"	BC1MFINS2818	\$127.	\$131.	\$137.	\$139.	\$143.	\$145.	\$149.	\$152.
	24"	1/2"	28"	BC1MFINS2824	127.	131.	137.	139.	143.	145.	149.	152.
	30"	1/2"	28"	BC1MFINS2830	131.	135.	141.	144.	147.	151.	153.	158.
	36"	1/2"	28"	BC1MFINS2836	152.	158.	165.	168.	172.	175.	178.	182.
	42"	1/2"	28"	BC1MFINS2842	157.	162.	169.	172.	177.	180.	182.	187.
	48"	1/2"	28"	BC1MFINS2848	162.	167.	175.	178.	182.	185.	188.	195.
	60"	1/2"	28"	BC1MFINS2860	172.	177.	185.	188.	194.	197.	200.	205.
	72"	1/2"	28"	BC1MFINS2872	*	*	*	*	*	*	*	*

Mid inside back insert for 71" h unit, fabric reversal at worksurface height with 20" upper storage 	18"	1/2"	23"	BC1MFINS2318	118.	123.	128.	131.	134.	136.	138.	142.
	24"	1/2"	23"	BC1MFINS2324	118.	123.	128.	131.	134.	136.	138.	142.
	30"	1/2"	23"	BC1MFINS2330	123.	127.	133.	135.	138.	141.	143.	146.
	36"	1/2"	23"	BC1MFINS2336	139.	143.	151.	155.	159.	161.	164.	168.
	42"	1/2"	23"	BC1MFINS2342	142.	147.	155.	158.	162.	165.	167.	171.
	48"	1/2"	23"	BC1MFINS2348	146.	152.	160.	162.	166.	169.	172.	176.
	60"	1/2"	23"	BC1MFINS2360	158.	163.	170.	172.	176.	179.	182.	186.
	72"	1/2"	23"	BC1MFINS2372	*	*	*	*	*	*	*	*

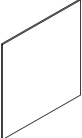
Mid inside back insert for 71" h unit, fabric reversal at credenza height with 15" upper storage 	18"	1/2"	34"	BC1MFINS3418	142.	146.	155.	158.	162.	165.	167.	171.
	24"	1/2"	34"	BC1MFINS3424	142.	146.	155.	158.	162.	165.	167.	171.
	30"	1/2"	34"	BC1MFINS3430	146.	152.	160.	163.	167.	170.	172.	177.
	36"	1/2"	34"	BC1MFINS3436	171.	177.	184.	188.	195.	198.	202.	206.
	42"	1/2"	34"	BC1MFINS3442	177.	182.	193.	196.	201.	204.	208.	213.
	48"	1/2"	34"	BC1MFINS3448	182.	188.	198.	202.	207.	210.	214.	219.
	60"	1/2"	34"	BC1MFINS3460	194.	200.	208.	212.	217.	220.	225.	230.
	72"	1/2"	34"	BC1MFINS3472	*	*	*	*	*	*	*	*

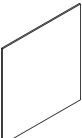
Mid inside back insert for 71" h unit, fabric reversal at credenza height with 20" upper storage 	18"	1/2"	29"	BC1MFINS2918	129.	133.	139.	142.	145.	149.	151.	156.
	24"	1/2"	29"	BC1MFINS2924	129.	133.	139.	142.	145.	149.	151.	156.
	30"	1/2"	29"	BC1MFINS2930	133.	137.	144.	146.	151.	155.	157.	161.
	36"	1/2"	29"	BC1MFINS2936	156.	161.	168.	171.	175.	178.	181.	185.
	42"	1/2"	29"	BC1MFINS2942	161.	166.	174.	176.	180.	183.	187.	193.
	48"	1/2"	29"	BC1MFINS2948	166.	171.	178.	181.	186.	190.	194.	199.
	60"	1/2"	29"	BC1MFINS2960	176.	181.	188.	193.	198.	201.	204.	209.
	72"	1/2"	29"	BC1MFINS2972	*	*	*	*	*	*	*	*

Order Code	Specification Information	Application Notes
Example: _____ _____ _____ _____	An inside insert support kit (BC1FINSCLIP, \$50 list) is available to support an inside insert from the back of a worksurface shelf or veneer standard shelf.	Inside back insert kits include fabric insert(s) that may be placed on the interior of a back matching the type and size of the insert specified. Inside back inserts to not work on the outside of either painted or fabric backs. *72" w fabric backs need to be quoted as special product due to railroading of fabric.

Mid Inside Back Inserts

78" h unit fabric

description	w	d	h	pattern no.	10	15	20	25	30	35	40	45
Mid inside back insert for 78" h unit, fabric reversal at worksurface height with 20" upper storage 	18"	1/2"	30"	BC1MFINS3018	\$131.	\$135.	\$141.	\$144.	\$147.	\$151.	\$153.	\$158.
	24"	1/2"	30"	BC1MFINS3024	131.	135.	141.	144.	147.	151.	153.	158.
	30"	1/2"	30"	BC1MFINS3030	135.	139.	146.	149.	153.	157.	159.	163.
	36"	1/2"	30"	BC1MFINS3036	158.	163.	170.	173.	178.	181.	184.	188.
	42"	1/2"	30"	BC1MFINS3042	163.	168.	176.	179.	183.	186.	192.	196.
	48"	1/2"	30"	BC1MFINS3048	168.	173.	181.	184.	190.	194.	197.	202.
	60"	1/2"	30"	BC1MFINS3060	178.	183.	193.	196.	201.	204.	207.	212.
	72"	1/2"	30"	BC1MFINS3072	*	*	*	*	*	*	*	*

Mid inside back insert for 78" h unit, fabric reversal at credenza height with 20" upper storage 	18"	1/2"	36"	BC1MFINS3618	147.	153.	160.	164.	167.	170.	173.	177.
	24"	1/2"	36"	BC1MFINS3624	147.	153.	160.	164.	167.	170.	173.	177.
	30"	1/2"	36"	BC1MFINS3630	153.	158.	166.	168.	173.	176.	178.	183.
	36"	1/2"	36"	BC1MFINS3636	177.	183.	193.	196.	202.	205.	209.	213.
	42"	1/2"	36"	BC1MFINS3642	183.	190.	200.	203.	207.	211.	215.	220.
	48"	1/2"	36"	BC1MFINS3648	190.	196.	205.	209.	214.	218.	221.	228.
	60"	1/2"	36"	BC1MFINS3660	201.	206.	215.	219.	225.	229.	232.	239.
	72"	1/2"	36"	BC1MFINS3672	*	*	*	*	*	*	*	*

Order Code

Example:

Specification Information

Fabric inside back inserts only work with painted or fabric backs of the same type and size unless inside insert support kit is specified.

Application Notes



An inside insert support kit (BCIFINSCLIP, \$50 list) is available to support an inside insert from the back of a worksurface shelf or veneer standard shelf.

Inside back inserts to not work on the outside of either painted or fabric backs.

*72" w fabric backs need to be quoted as special product due to railroading of fabric.

Mid Inside Back Inserts

57" h unit veneer





description	w	d	h	pattern no.	V1	V2	V3
Mid inside back insert for 57" h unit, veneer reversal at worksurface height with 15" upper storage 	18"	1/2"	14"	BC1MVINS1418	\$156.	\$178.	\$294.
	24"	1/2"	14"	BC1MVINS1424	171.	197.	265.
	30"	1/2"	14"	BC1MVINS1430	187.	216.	291.
	36"	1/2"	14"	BC1MVINS1436	206.	237.	320.
	42"	1/2"	14"	BC1MVINS1442	227.	261.	352.
	48"	1/2"	14"	BC1MVINS1448	249.	286.	387.
	60"	1/2"	14"	BC1MVINS1460	291.	330.	419.
	72"	1/2"	14"	BC1MVINS1472	324.	362.	451.
Mid inside back insert for 57" h unit, veneer reversal at credenza height with 15" upper storage 	18"	1/2"	20"	BC1MVINS2018	160.	183.	248.
	24"	1/2"	20"	BC1MVINS2024	175.	202.	272.
	30"	1/2"	20"	BC1MVINS2030	194.	221.	299.
	36"	1/2"	20"	BC1MVINS2036	212.	244.	331.
	42"	1/2"	20"	BC1MVINS2042	234.	268.	364.
	48"	1/2"	20"	BC1MVINS2048	256.	295.	398.
	60"	1/2"	20"	BC1MVINS2060	288.	328.	430.
	72"	1/2"	20"	BC1MVINS2072	321.	358.	461.

Order Code	Specification Information	Application Notes
Example: _____ _____ _____ _____	Veneer inside back inserts only work with painted backs of the same type and size unless inside insert support kit is specified. Grain pattern is vertical.	An inside insert support kit (BCIFINSCLIP, \$50 list) is available to support an inside insert from the back of a worksurface shelf or veneer standard shelf. Inside back insert kits include veneer insert(s) that may be placed on the interior of a back matching the type and size of the insert specified.

Mid Inside Back Inserts

64" h unit veneer

Template

description	w	d	h	pattern no.	V1	V2	V3
Mid inside back insert for 64" h unit, veneer reversal at worksurface height with 15" upper storage 	18"	1/2"	21"	BC1MVINS2118	\$162.	\$185.	\$250.
	24"	1/2"	21"	BC1MVINS2124	177.	204.	274.
	30"	1/2"	21"	BC1MVINS2130	196.	225.	303.
	36"	1/2"	21"	BC1MVINS2136	214.	246.	333.
	42"	1/2"	21"	BC1MVINS2142	237.	271.	368.
	48"	1/2"	21"	BC1MVINS2148	260.	299.	405.
	60"	1/2"	21"	BC1MVINS2160	280.	323.	437.
	72"	1/2"	21"	BC1MVINS2172	285.	329.	442.
Mid inside back insert for 64" h unit, veneer reversal at worksurface height with 20" upper storage 	18"	1/2"	16"	BC1MVINS1618	158.	180.	244.
	24"	1/2"	16"	BC1MVINS1624	173.	199.	267.
	30"	1/2"	16"	BC1MVINS1630	190.	218.	295.
	36"	1/2"	16"	BC1MVINS1636	209.	241.	325.
	42"	1/2"	16"	BC1MVINS1642	230.	265.	358.
	48"	1/2"	16"	BC1MVINS1648	252.	290.	392.
	60"	1/2"	16"	BC1MVINS1660	272.	313.	425.
	72"	1/2"	16"	BC1MVINS1672	278.	320.	431.
Mid inside back insert for 64" h unit, veneer reversal at credenza height with 15" upper storage 	18"	1/2"	27"	BC1MVINS2718	175.	202.	272.
	24"	1/2"	27"	BC1MVINS2724	194.	221.	299.
	30"	1/2"	27"	BC1MVINS2730	212.	244.	331.
	36"	1/2"	27"	BC1MVINS2736	234.	268.	364.
	42"	1/2"	27"	BC1MVINS2742	256.	295.	398.
	48"	1/2"	27"	BC1MVINS2748	282.	325.	438.
	60"	1/2"	27"	BC1MVINS2760	304.	351.	476.
	72"	1/2"	27"	BC1MVINS2772	309.	356.	481.
Mid inside back insert for 64" h unit, veneer reversal at credenza height with 20" upper storage 	18"	1/2"	22"	BC1MVINS2218	163.	186.	252.
	24"	1/2"	22"	BC1MVINS2224	178.	205.	277.
	30"	1/2"	22"	BC1MVINS2230	197.	226.	305.
	36"	1/2"	22"	BC1MVINS2236	216.	249.	337.
	42"	1/2"	22"	BC1MVINS2242	238.	273.	370.
	48"	1/2"	22"	BC1MVINS2248	261.	300.	406.
	60"	1/2"	22"	BC1MVINS2260	282.	327.	336.
	72"	1/2"	22"	BC1MVINS2272	287.	332.	447.

Order Code

Example:

Specification Information

Veneer inside back inserts only work with painted backs of the same type and size unless inside insert support kit is specified.
Grain pattern is vertical.





Application Notes

An inside insert support kit (BC1FINSCLIP, \$50 list) is available to support an inside insert from the back of a worksurface shelf or veneer standard shelf.

Inside back insert kits include veneer insert(s) that may be placed on the interior of a back matching the type and size of the insert specified.

Mid Inside Back Inserts



71" h unit veneer

description	w	d	h	pattern no.	V1	V2	V3
Mid inside back insert for 71" h unit, veneer reversal at worksurface height with 15" upper storage 	18"	1/2"	28"	BC1MVINS2818	\$176.	\$203.	\$273.
	24"	1/2"	28"	BC1MVINS2824	195.	222.	301.
	30"	1/2"	28"	BC1MVINS2830	213.	245.	332.
	36"	1/2"	28"	BC1MVINS2836	235.	269.	365.
	42"	1/2"	28"	BC1MVINS2842	258.	296.	400.
	48"	1/2"	28"	BC1MVINS2848	283.	327.	439.
	60"	1/2"	28"	BC1MVINS2860	306.	353.	478.
	72"	1/2"	28"	BC1MVINS2872	311.	358.	483.
Mid inside back insert for 71" h unit, veneer reversal at worksurface height with 20" upper storage 	18"	1/2"	23"	BC1MVINS2318	164.	187.	253.
	24"	1/2"	23"	BC1MVINS2324	179.	206.	278.
	30"	1/2"	23"	BC1MVINS2330	198.	227.	306.
	36"	1/2"	23"	BC1MVINS2336	217.	250.	339.
	42"	1/2"	23"	BC1MVINS2342	239.	274.	372.
	48"	1/2"	23"	BC1MVINS2348	263.	302.	409.
	60"	1/2"	23"	BC1MVINS2360	284.	329.	444.
	72"	1/2"	23"	BC1MVINS2372	289.	334.	450.
Mid inside back insert for 71" h unit, veneer reversal at credenza height with 15" upper storage 	18"	1/2"	34"	BC1MVINS3418	195.	222.	301.
	24"	1/2"	34"	BC1MVINS3424	213.	245.	332.
	30"	1/2"	34"	BC1MVINS3430	235.	269.	365.
	36"	1/2"	34"	BC1MVINS3436	259.	298.	402.
	42"	1/2"	34"	BC1MVINS3442	284.	328.	441.
	48"	1/2"	34"	BC1MVINS3448	312.	359.	485.
	60"	1/2"	34"	BC1MVINS3460	339.	390.	528.
	72"	1/2"	34"	BC1MVINS3472	344.	396.	536.
Mid inside back insert for 71" h unit, veneer reversal at credenza height with 20" upper storage 	18"	1/2"	29"	BC1MVINS2918	177.	204.	274.
	24"	1/2"	29"	BC1MVINS2924	196.	225.	303.
	30"	1/2"	29"	BC1MVINS2930	214.	246.	333.
	36"	1/2"	29"	BC1MVINS2936	236.	270.	366.
	42"	1/2"	29"	BC1MVINS2942	260.	299.	405.
	48"	1/2"	29"	BC1MVINS2948	285.	329.	442.
	60"	1/2"	29"	BC1MVINS2960	308.	355.	481.
	72"	1/2"	29"	BC1MVINS2972	313.	362.	486.

Order Code	Specification Information	Application Notes
Example: _____ _____ _____ _____	Veneer inside back inserts only work with painted backs of the same type and size unless inside insert support kit is specified. Grain pattern is vertical.	An inside insert support kit (BC1FINSCLIP, \$50 list) is available to support an inside insert from the back of a worksurface shelf or veneer standard shelf. Inside back insert kits include veneer insert(s) that may be placed on the interior of a back matching the type and size of the insert specified.

Mid Inside Back Inserts


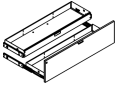


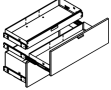
78" h unit veneer

description	w	d	h	pattern no.	V1	V2	V3
Mid inside back insert for 78" h unit, veneer reversal at worksurface height with 20" upper storage 	18"	1/2"	30"	BC1MVINS3018	\$179.	\$206.	\$278.
	24"	1/2"	30"	BC1MVINS3024	198.	227.	306.
	30"	1/2"	30"	BC1MVINS3030	216.	249.	337.
	36"	1/2"	30"	BC1MVINS3036	239.	274.	372.
	42"	1/2"	30"	BC1MVINS3042	262.	301.	407.
	48"	1/2"	30"	BC1MVINS3048	288.	333.	449.
	60"	1/2"	30"	BC1MVINS3060	311.	359.	486.
	72"	1/2"	30"	BC1MVINS3072	316.	366.	492.
Mid inside back insert for 78" h unit, veneer reversal at credenza height with 20" upper storage 	18"	1/2"	36"	BC1MVINS3618	197.	226.	305.
	24"	1/2"	36"	BC1MVINS3624	216.	249.	337.
	30"	1/2"	36"	BC1MVINS3630	238.	273.	370.
	36"	1/2"	36"	BC1MVINS3636	261.	300.	406.
	42"	1/2"	36"	BC1MVINS3642	287.	332.	447.
	48"	1/2"	36"	BC1MVINS3648	315.	365.	491.
	60"	1/2"	36"	BC1MVINS3660	343.	394.	536.
	72"	1/2"	36"	BC1MVINS3672	348.	400.	541.

Order Code	Specification Information	Application Notes
Example: _____ _____ _____ _____	Veneer inside back inserts only work with painted backs of the same type and size unless inside insert support kit is specified. Grain pattern is vertical.	An inside insert support kit (BCIFINSCLIP, \$50 list) is available to support an inside insert from the back of a worksurface shelf or veneer standard shelf. Inside back inserts do not work on the outside of either painted or fabric backs.

Drawer Kits

file, box/box, box/file, file/file and box/box/file

description	w	d	h	pattern no.	P1	P2	P3	V1	V2	V3
File drawer kit fills 16"h unit opening 	18"	15"	12 1/8"	BD1FDK18N	\$353.	\$389.	\$407.	\$619.	\$711.	\$961.
	24"	15"	12 1/8"	BD1FDK24N	363.	398.	416.	633.	728.	984.
	30"	15"	12 1/8"	BD1FDK30N	382.	420.	439.	668.	769.	1,038.
	36"	15"	12 1/8"	BD1FDK36N	386.	425.	444.	676.	778.	1,051.
	42"	15"	12 1/8"	BD1FDK42N	409.	451.	472.	715.	822.	1,109.
	48"	15"	12 1/8"	BD1FDK48N	432.	475.	496.	756.	868.	1,174.
Box/Box drawer kit fills 16"h unit opening 	18"	15"	12 1/8"	BD1BBDK18N	489.	539.	562.	856.	985.	1,329.
	24"	15"	12 1/8"	BD1BBDK24N	512.	563.	590.	896.	1,031.	1,393.
	30"	15"	12 1/8"	BD1BBDK30N	531.	584.	610.	928.	1,067.	1,441.
	36"	15"	12 1/8"	BD1BBDK36N	548.	602.	629.	959.	1,101.	1,486.
	42"	15"	12 1/8"	BD1BBDK42N	583.	641.	671.	1,020.	1,173.	1,582.
	48"	15"	12 1/8"	BD1BBDK48N	626.	688.	720.	1,096.	1,261.	1,702.
Box/file drawer kit fills credenza height opening 	18"	15"	18 7/8"	BD1BFDK18N	490.	540.	563.	852.	980.	1,321.
	24"	15"	18 7/8"	BD1BFDK24N	507.	558.	583.	880.	1,011.	1,365.
	30"	15"	18 7/8"	BD1BFDK30N	523.	577.	603.	916.	1,053.	1,420.
	36"	15"	18 7/8"	BD1BFDK36N	543.	596.	624.	936.	1,076.	1,453.
	42"	15"	18 7/8"	BD1BFDK42N	592.	651.	681.	953.	1,097.	1,481.
	48"	15"	18 7/8"	BD1BFDK48N	616.	677.	708.	990.	1,138.	1,537.
File/File drawer kit fills worksurface height opening 	18"	15"	24 3/4"	BD1FFDK18N	508.	559.	585.	889.	1,023.	1,381.
	24"	15"	24 3/4"	BD1FFDK24N	526.	581.	606.	918.	1,056.	1,426.
	30"	15"	24 3/4"	BD1FFDK30N	548.	603.	630.	956.	1,098.	1,482.
	36"	15"	24 3/4"	BD1FFDK36N	568.	625.	652.	984.	1,131.	1,526.
	42"	15"	24 3/4"	BD1FFDK42N	622.	684.	715.	1,012.	1,163.	1,571.
	48"	15"	24 3/4"	BD1FFDK48N	647.	712.	745.	1,065.	1,226.	1,654.
Box/Box drawer kit fills worksurface height opening 	18"	15"	24 3/4"	BD1BBFDK18N	677.	746.	779.	1,031.	1,187.	1,602.
	24"	15"	24 3/4"	BD1BBFDK24N	698.	769.	804.	1,063.	1,223.	1,650.
	30"	15"	24 3/4"	BD1BBFDK30N	723.	796.	832.	1,104.	1,270.	1,714.
	36"	15"	24 3/4"	BD1BBFDK36N	751.	824.	862.	1,139.	1,310.	1,769.
	42"	15"	24 3/4"	BD1BBFDK42N	805.	885.	925.	1,170.	1,344.	1,815.
	48"	15"	24 3/4"	BD1BBFDK48N	833.	917.	959.	1,226.	1,409.	1,902.

Order Code

Example:

Specification Information

Drawer fronts are available in standard paint or V1 finishes.

To specify locking drawers, replace the "N" in the pattern number with an "LL" for left-hand positioned lock or "LR" for right-hand positioned lock and add \$40 to the list price.

Drawer kits include assembled drawer bodies with fronts, pull kit and side assembly kit.

Lock housings are available in either black (B) or chrome (CH). If ordering key-alike, remember to order cores in a matching finish.

Application Notes




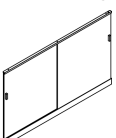
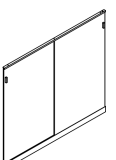
Drawer kits may only be placed under worksurface height (credenza height for box/file kit).

Veneer grain direction is vertical on all drawer fronts.

All drawer kits include safety cable that allows only one drawer to be opened at one time.

Sliding Door Kits

full height

description	w	d	h	pattern no.	P1	P2	P3	glass
 16" h sliding door kit, full height	30"	3/4"	16"	BD1FSDK1630N	\$446.	\$491.	\$513.	\$460.
	36"	3/4"	16"	BD1FSDK1636N	460.	507.	531.	489.
	42"	3/4"	16"	BD1FSDK1642N	467.	514.	539.	517.
	48"	3/4"	16"	BD1FSDK1648N	474.	521.	546.	549.
 22" h sliding door kit, full height	30"	3/4"	22"	BD1FSDK2230N	450.	495.	517.	465.
	36"	3/4"	22"	BD1FSDK2236N	465.	511.	536.	493.
	42"	3/4"	22"	BD1FSDK2242N	471.	518.	543.	521.
	48"	3/4"	22"	BD1FSDK2248N	478.	525.	550.	553.
 25" h Antenna sliding door kit, full height	30"	3/4"	25"	BD1FSDK2530N	460.	506.	528.	520.
	36"	3/4"	25"	BD1FSDK2536N	490.	540.	563.	568.
	42"	3/4"	25"	BD1FSDK2542N	496.	546.	571.	605.
	48"	3/4"	25"	BD1FSDK2548N	503.	553.	579.	642.
 28" h sliding door kit, full height	29"	3/4"	28"	BD1FSDK2829N	460.	506.	528.	520.
	30"	3/4"	28"	BD1FSDK2830N	460.	506.	528.	520.
	36"	3/4"	28"	BD1FSDK2836N	490.	540.	563.	568.
	42"	3/4"	28"	BD1FSDK2842N	496.	546.	571.	605.
	48"	3/4"	28"	BD1FSDK2848N	503.	553.	579.	642.
 42" h sliding door kit, full height	30"	3/4"	42"	BD1FSDK4230N	488.	539.	562.	686.
	36"	3/4"	42"	BD1FSDK4236N	531.	584.	610.	739.
	42"	3/4"	42"	BD1FSDK4242N	537.	589.	617.	793.
	48"	3/4"	42"	BD1FSDK4248N	580.	638.	666.	846.

Order Code

Example:

Specification Information

Door fronts are available in standard paint or etched powder glass.

To specify locking sliding doors, replace the "N" in the pattern number with an "L" and add \$20 to the list price.

Lock housings are available in either black (B) or chrome (CH). If ordering key-alike, remember to order cores in a matching finish.

Application Notes

Full height sliding door kits include two doors, top sliding rail and base sliding rail.

Base sliding rail matches the height of the base giving the appearance of a base kit plate. This should be considered when planning the base appearance of adjacent units.

Full height sliding door kits may only be utilized in cabinets of the same height.

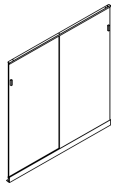
Full height sliding door kits attach to the top and base of a single section. Shelves must be ordered separately.

Worksurface shelves do not work behind sliding doors.

Sliding Door Kits

full height

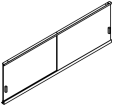
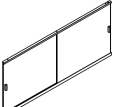
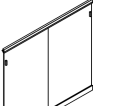
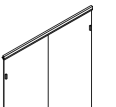
description	w	d	h	pattern no.	P1	P2	P3	glass
50" h sliding door kit, full height	30"	3/4"	50"	BD1FSDK5030N	\$525.	\$580.	\$606.	\$735.
	36"	3/4"	50"	BD1FSDK5036N	534.	586.	612.	799.
	42"	3/4"	50"	BD1FSDK5042N	575.	631.	660.	861.
	48"	3/4"	50"	BD1FSDK5048N	581.	639.	667.	925.



Order Code	Specification Information	Application Notes
Example: _____ _____ _____ _____	<p>Door fronts are available in standard paint or etched powder glass.</p> <p>To specify locking sliding doors, replace the "N" in the pattern number with an "L" and add \$20 to the list price.</p> <p>Lock housings are available in either black (B) or chrome (CH). If ordering key-alike, remember to order cores in a matching finish.</p>	<p>Full height sliding door kits include two doors, top sliding rail and base sliding rail.</p> <p>Base sliding rail matches the height of the base giving the appearance of a base kit plate. This should be considered when planning the base appearance of adjacent units.</p> <p>Full height sliding door kits may only be utilized in cabinets of the same height.</p> <p>Full height sliding door kits attach to the top and base of a single section. Shelves must be ordered separately.</p> <p>Worksurface shelves do not work behind sliding doors.</p>

Sliding Door Kits

top position and bottom position

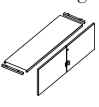
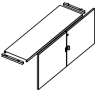

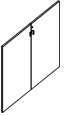
description	w	d	h	pattern no.	P1	P2	P3	glass
15" h sliding door kit, top position 	30"	3/4"	15"	BD1TSDK1530N	\$510.	\$561.	\$587.	\$515.
	36"	3/4"	15"	BD1TSDK1536N	522.	577.	602.	538.
	42"	3/4"	15"	BD1TSDK1542N	546.	599.	627.	576.
	48"	3/4"	15"	BD1TSDK1548N	551.	606.	633.	598.
	60"	3/4"	15"	BD1TSDK1560N	510.	561.	587.	588.
	72"	3/4"	15"	BD1TSDK1572N	515.	567.	592.	593.
20" h sliding door kit, top position 	30"	3/4"	20"	BD1TSDK2030N	527.	582.	608.	547.
	36"	3/4"	20"	BD1TSDK2036N	549.	604.	631.	581.
	42"	3/4"	20"	BD1TSDK2042N	563.	620.	647.	619.
	48"	3/4"	20"	BD1TSDK2048N	569.	626.	654.	648.
	60"	3/4"	20"	BD1TSDK2060N	555.	611.	639.	662.
	72"	3/4"	20"	BD1TSDK2072N	560.	617.	644.	667.
42" h sliding door kit, bottom position 	30"	3/4"	42"	BD1BSDK4230N	488.	539.	562.	686.
	36"	3/4"	42"	BD1BSDK4236N	537.	584.	610.	739.
	42"	3/4"	42"	BD1BSDK4242N	537.	589.	617.	793.
	48"	3/4"	42"	BD1BSDK4248N	580.	638.	666.	846.
50" h sliding door kit, bottom position 	30"	3/4"	50"	BD1BSDK5030N	525.	580.	606.	735.
	36"	3/4"	50"	BD1BSDK5036N	534.	586.	612.	799.
	42"	3/4"	50"	BD1BSDK5042N	575.	631.	660.	861.
	48"	3/4"	50"	BD1BSDK5048N	581.	639.	667.	925.

Order Code	Specification Information	Application Notes
Example: _____ _____ _____ _____	<p>Door fronts are available in standard paint or etched powder glass.</p> <p>To specify locking sliding doors, replace the "N" in the pattern number with an "L" and add \$20 to the list price.</p> <p>Lock housings are available in either black (B) or chrome (CH). If ordering key-alike, remember to order cores in a matching finish.</p>	<p>Top position sliding door kit includes two doors, top sliding rail, lower sliding rail and one steel shelf.</p> <p>Bottom position sliding door kit includes two doors, upper sliding rail, and base sliding rail. Veneer or steel top shelf must be ordered separately.</p> <p>Top position sliding door kit only works in the top position of a Template case.</p> <p>Locking not available in 60" or 72" wide door kits.</p>
		<p>Bottom position sliding door kit provides hardware to place a sliding door kit in a taller case when a pass-through or open shelf is required above the sliding door kit.</p> <p>Bottom position sliding door kits may not be installed below a back, hinged doors or another sliding door kit.</p> <p>Shelves must be ordered separately.</p>

Hinged Door Kits

15"h, 20"h, 28"h and 42"h

Template

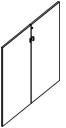
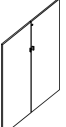
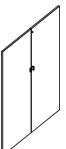
description	w	d	h	pattern no.	P1	P2	P3	V1	V2	V3
15"h hinge door kit 	24"	3/4"	15"	BD1FHDK1524(L/R)N	\$333.	\$366.	\$382.	\$387.	\$446.	\$602.
	30"	3/4"	15"	BD1FHDK1530N	538.	591.	618.	610.	701.	946.
	36"	3/4"	15"	BD1FHDK1536N	552.	606.	633.	632.	726.	982.
	42"	3/4"	15"	BD1FHDK1542N	559.	614.	643.	652.	751.	1,012.
	48"	3/4"	15"	BD1FHDK1548N	572.	629.	658.	683.	787.	1,061.
20"h hinge door kit 	24"	3/4"	20"	BD1FHDK2024(L/R)N	346.	381.	398.	407.	467.	630.
	30"	3/4"	20"	BD1FHDK2030N	556.	611.	640.	633.	728.	984.
	36"	3/4"	20"	BD1FHDK2036N	575.	631.	660.	651.	750.	1,011.
	42"	3/4"	20"	BD1FHDK2042N	586.	644.	674.	687.	791.	1,067.
	48"	3/4"	20"	BD1FHDK2048N	603.	663.	692.	702.	808.	1,090.
28"h hinge door kit 	18"	3/4"	28"	BD1FHDK2818(L/R)N	272.	300.	313.	327.	375.	506.
	24"	3/4"	28"	BD1FHDK2824(L/R)N	272.	300.	313.	347.	399.	540.
	30"	3/4"	28"	BD1FHDK2830N	508.	558.	584.	575.	660.	891.
	36"	3/4"	28"	BD1FHDK2836N	508.	559.	585.	591.	680.	918.
	42"	3/4"	28"	BD1FHDK2842N	509.	560.	586.	614.	707.	953.
	48"	3/4"	28"	BD1FHDK2848N	509.	560.	586.	631.	725.	980.
42"h hinge door kit 	15"	3/4"	42"	BD1FHDK4215(L/R)N	284.	313.	328.	334.	383.	516.
	18"	3/4"	42"	BD1FHDK4218(L/R)N	298.	329.	343.	350.	404.	545.
	24"	3/4"	42"	BD1FHDK4224(L/R)N	322.	353.	371.	383.	440.	594.
	30"	3/4"	42"	BD1FHDK4230N	546.	599.	627.	617.	709.	958.
	36"	3/4"	42"	BD1FHDK4236N	562.	619.	646.	642.	737.	998.
	42"	3/4"	42"	BD1FHDK4242N	591.	650.	679.	675.	776.	1,048.
	48"	3/4"	42"	BD1FHDK4248N	626.	688.	720.	722.	831.	1,121.

Order Code	Specification Information	Application Notes
Example:	Door fronts are available in standard paint or V1 finishes.	15"w, 18" w and 24"w door kits come as single door kits.
	Hinge door kits include door(s), pull kit and hinge kit.	Door hand for 15"w, 18"w and 24"w determined by hinge location.
	To specify locking doors, replace the "N" in the pattern number with an "L" and add \$20 to the list price.	28"h and taller hinge door kits are designed to fit in an opening from the top of a base to the underside of a top or worksurface shelf.
	Lock housings are available in either black (B) or chrome (CH). If ordering key-alike, remember to order cores in a matching finish.	15"h and 20"h hinge door kits are designed to be positioned at the top of a cabinet opening to function as an overhead unit.

Hinged Door Kits

50"h, 57"h and 64"h

Template

description	w	d	h	pattern no.	P1	P2	P3	V1	V2	V3
 50"h hinge door kit	15"	3/4"	50"	BD1FHDK5015(L/R)N	\$284.	\$313.	\$328.	\$344.	\$396.	\$536.
	18"	3/4"	50"	BD1FHDK5018(L/R)N	299.	330.	344.	368.	422.	570.
	24"	3/4"	50"	BD1FHDK5024(L/R)N	323.	354.	371.	401.	461.	623.
	30"	3/4"	50"	BD1FHDK5030N	546.	600.	627.	650.	749.	1,010.
	36"	3/4"	50"	BD1FHDK5036N	569.	626.	654.	679.	781.	1,055.
	42"	3/4"	50"	BD1FHDK5042N	592.	651.	681.	717.	824.	1,112.
	48"	3/4"	50"	BD1FHDK5048N	614.	676.	707.	761.	876.	1,182.
 57"h hinge door kit	15"	3/4"	57"	BD1FHDK5715(L/R)N	287.	316.	331.	365.	418.	564.
	18"	3/4"	57"	BD1FHDK5718(L/R)N	299.	331.	345.	386.	444.	600.
	24"	3/4"	57"	BD1FHDK5724(L/R)N	323.	355.	372.	426.	490.	662.
	30"	3/4"	57"	BD1FHDK5730N	547.	600.	628.	674.	775.	1,046.
	36"	3/4"	57"	BD1FHDK5736N	570.	627.	655.	716.	823.	1,111.
	42"	3/4"	57"	BD1FHDK5742N	593.	652.	682.	765.	880.	1,188.
	48"	3/4"	57"	BD1FHDK5748N	617.	678.	709.	798.	918.	1,239.
 64"h hinge door kit	15"	3/4"	64"	BD1FHDK6415(L/R)N	297.	327.	342.	385.	442.	597.
	18"	3/4"	64"	BD1FHDK6418(L/R)N	308.	340.	355.	409.	470.	634.
	24"	3/4"	64"	BD1FHDK6424(L/R)N	333.	367.	382.	454.	521.	705.
	30"	3/4"	64"	BD1FHDK6430N	565.	622.	650.	725.	835.	1,127.
	36"	3/4"	64"	BD1FHDK6436N	589.	648.	677.	766.	881.	1,190.
	42"	3/4"	64"	BD1FHDK6442N	612.	674.	705.	818.	940.	1,270.
	48"	3/4"	64"	BD1FHDK6448N	636.	698.	730.	856.	985.	1,329.

Order Code

Example:

Specification Information

Door fronts are available in standard paint or V1 finishes.

Hinge door kits include door(s), pull kit and hinge kit.

To specify locking doors, replace the "N" in the pattern number with an "L" and add \$20 to the list price.

Lock housings are available in either black (B) or chrome (CH). If ordering key-alike, remember to order cores in a matching finish.

Application Notes

15"w, 18"w and 24"w door kits come as single door kits.

Door hand for 15"w, 18"w and 24"w determined by hinge location.



28"h and taller hinge door kits are designed to fit in an opening from the top of a base to the underside of a top or worksurface shelf.

Veneer grain direction is vertical on all hinge doors.

Hinged Door Kits

71" h and 78" h

Template

description	w	d	h	pattern no.	P1	P2	P3	V1	V2	V3
 71" h hinge door kit	15"	3/4"	71"	BD1FHDK7115(L/R)N	\$344.	\$378.	\$394.	\$401.	\$461.	\$623.
	18"	3/4"	71"	BD1FHDK7118(L/R)N	384.	423.	442.	423.	486.	658.
	24"	3/4"	71"	BD1FHDK7124(L/R)N	452.	497.	519.	473.	545.	734.
	30"	3/4"	71"	BD1FHDK7130N	693.	763.	798.	751.	862.	1,164.
	36"	3/4"	71"	BD1FHDK7136N	731.	805.	843.	809.	929.	1,256.
	42"	3/4"	71"	BD1FHDK7142N	773.	850.	888.	851.	979.	1,320.
	48"	3/4"	71"	BD1FHDK7148N	867.	956.	999.	894.	1,028.	1,388.
 78" h hinge door kit	18"	3/4"	78"	BD1FHDK7818(L/R)N	402.	442.	462.	456.	524.	709.
	24"	3/4"	78"	BD1FHDK7824(L/R)N	479.	526.	551.	510.	587.	793.
	30"	3/4"	78"	BD1FHDK7830N	728.	802.	838.	804.	925.	1,248.
	36"	3/4"	78"	BD1FHDK7836N	768.	845.	884.	866.	998.	1,346.
	42"	3/4"	78"	BD1FHDK7842N	786.	863.	902.	915.	1,052.	1,419.
	48"	3/4"	78"	BD1FHDK7848N	921.	1,014.	1,059.	962.	1,105.	1,492.

Order Code

Example: _____

Specification Information

Door fronts are available in standard paint or V1 finishes.

Hinge door kits include door(s), pull kit and hinge kit.

To specify locking doors, replace the "N" in the pattern number with an "L" and add \$20 to the list price.

Lock housings are available in either black (B) or chrome (CH). If ordering key-alike, remember to order cores in a matching finish.

Application Notes

15" w, 18" w and 24" w door kits come as single door kits. Veneer grain direction is vertical on all hinge doors.

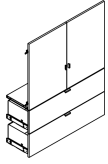
Door hand for 15" w, 18" w and 24" w determined by hinge location.

28" h and taller hinge door kits are designed to fit in an opening from the top of a base to the underside of a top or worksurface shelf.

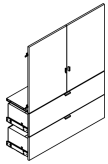
Hybrid Door/Drawer Kits

file/file, hinge doors
57"h, 64"h, 71"h and 78"h

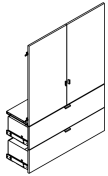
description	w	d	h	pattern no.	P1	P2	P3	V1	V2	V3
57"h hybrid kit file/file drawers with hinge door	18"	3/4"	57"	BD1HK57182HD(L/R)N	\$842.	\$926.	\$968.	\$1,273.	\$1,465.	\$1,977.
	24"	3/4"	57"	BD1HK57242HD(L/R)N	842.	926.	968.	1,273.	1,465.	1,977.
	30"	3/4"	57"	BD1HK57302HDN	1,052.	1,156.	1,208.	1,546.	1,779.	2,402.
	36"	3/4"	57"	BD1HK57362HDN	1,083.	1,192.	1,245.	1,594.	1,832.	2,473.
	42"	3/4"	57"	BD1HK57422HDN	1,153.	1,269.	1,326.	1,656.	1,904.	2,571.
	48"	3/4"	57"	BD1HK57482HDN	1,186.	1,303.	1,362.	1,700.	1,954.	2,638.



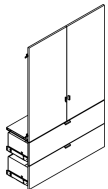
64"h hybrid kit file/file drawers with hinge door	18"	3/4"	64"	BD1HK64182HD(L/R)N	865.	952.	996.	1,292.	1,486.	2,005.
	24"	3/4"	64"	BD1HK64242HD(L/R)N	865.	952.	996.	1,292.	1,486.	2,005.
	30"	3/4"	64"	BD1HK64302HDN	1,084.	1,192.	1,245.	1,569.	1,806.	2,435.
	36"	3/4"	64"	BD1HK64362HDN	1,120.	1,233.	1,289.	1,622.	1,865.	2,517.
	42"	3/4"	64"	BD1HK64422HDN	1,198.	1,316.	1,376.	1,690.	1,944.	2,623.
	48"	3/4"	64"	BD1HK64482HDN	1,235.	1,359.	1,420.	1,761.	2,026.	2,734.



71"h hybrid kit file/file drawers with hinge door	18"	3/4"	71"	BD1HK71182HD(L/R)N	865.	952.	996.	1,315.	1,513.	2,042.
	24"	3/4"	71"	BD1HK71242HD(L/R)N	865.	952.	996.	1,315.	1,513.	2,042.
	30"	3/4"	71"	BD1HK71302HDN	1,084.	1,192.	1,245.	1,602.	1,841.	2,485.
	36"	3/4"	71"	BD1HK71362HDN	1,121.	1,233.	1,289.	1,659.	1,909.	2,577.
	42"	3/4"	71"	BD1HK71422HDN	1,198.	1,317.	1,376.	1,731.	1,991.	2,688.
	48"	3/4"	71"	BD1HK71482HDN	1,236.	1,359.	1,420.	1,798.	2,069.	2,793.



78"h hybrid kit file/file drawers with hinge door	18"	3/4"	78"	BD1HK78182HD(L/R)N	876.	964.	1,007.	1,342.	1,543.	2,084.
	24"	3/4"	78"	BD1HK78242HD(L/R)N	876.	964.	1,007.	1,342.	1,543.	2,084.
	30"	3/4"	78"	BD1HK78302HDN	1,102.	1,213.	1,268.	1,635.	1,879.	2,537.
	36"	3/4"	78"	BD1HK78362HDN	1,140.	1,255.	1,311.	1,705.	1,960.	2,646.
	42"	3/4"	78"	BD1HK78422HDN	1,217.	1,339.	1,400.	1,774.	2,040.	2,754.
	48"	3/4"	78"	BD1HK78482HDN	1,256.	1,381.	1,443.	1,847.	2,123.	2,866.

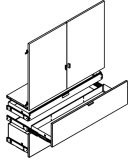


Order Code	Specification Information	Application Notes
Example: _____ _____ _____ _____	<p>Hybrid fronts are available in standard paint or V1 finishes.</p> <p>Doors and drawers are available in the same finish only.</p> <p>Hybrid kit includes steel shelf for placement above drawers. To specify locking doors, replace the "N" in the pattern number with an "L" and add \$40 to the list price.</p> <p>Lock housings are available in either black (B) or chrome (CH). If ordering key-alike, remember to order cores in a matching finish.</p>	<p>24"w hybrid kit comes with single hinged door.</p> <p>Door hand for 24"w kit determined by hinge location.</p> <p>Veneer grain direction is vertical on all door and drawer fronts.</p> <p>Hybrid drawer locks are located on the left hand side.</p> <p>Hybrid kits with hinge doors may be utilized in sections of the same height or taller.</p> <p>Hybrid kits utilized in taller sections require additional shelf for top of hinge doors.</p> <p>Desk height electrical modules may not be used behind hybrid kits with hinge doors due to interference.</p>

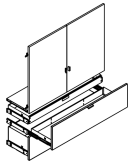
Hybrid Door/Drawer Kits

box/box/file, hinge doors
57"h, 64"h, 71"h and 78"h

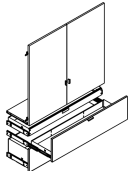
description	w	d	h	pattern no.	P1	P2	P3	V1	V2	V3
57"h hybrid kit box/box/file drawers with hinge doors	18"	3/4"	57"	BD1HK57183HD(L/R)N	\$988.	\$1,087.	\$1,135.	\$1,419.	\$1,633.	\$2,204.
	24"	3/4"	57"	BD1HK57243HD(L/R)N	988.	1,087.	1,135.	1,419.	1,633.	2,204.
	30"	3/4"	57"	BD1HK57303HDN	1,200.	1,319.	1,380.	1,697.	1,952.	2,635.
	36"	3/4"	57"	BD1HK57363HDN	1,237.	1,361.	1,423.	1,750.	2,013.	2,718.
	42"	3/4"	57"	BD1HK57423HDN	1,308.	1,439.	1,504.	1,815.	2,087.	2,816.
	48"	3/4"	57"	BD1HK57483HDN	1,343.	1,478.	1,544.	1,862.	2,140.	2,890.



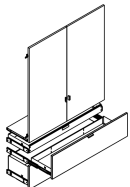
64"h hybrid kit box/box/file drawers with hinge doors	18"	3/4"	64"	BD1HK64183HD(L/R)N	1,011.	1,111.	1,162.	1,438.	1,653.	2,232.
	24"	3/4"	64"	BD1HK64243HD(L/R)N	1,011.	1,111.	1,162.	1,438.	1,653.	2,232.
	30"	3/4"	64"	BD1HK64303HDN	1,232.	1,354.	1,416.	1,719.	1,977.	2,669.
	36"	3/4"	64"	BD1HK64363HDN	1,274.	1,402.	1,466.	1,780.	2,048.	2,765.
	42"	3/4"	64"	BD1HK64423HDN	1,352.	1,488.	1,555.	1,847.	2,123.	2,866.
	48"	3/4"	64"	BD1HK64483HDN	1,394.	1,533.	1,603.	1,922.	2,210.	2,984.



71"h hybrid kit box/box/file drawers with hinge doors	18"	3/4"	71"	BD1HK71183HD(L/R)N	1,012.	1,112.	1,163.	1,460.	1,679.	2,266.
	24"	3/4"	71"	BD1HK71243HD(L/R)N	1,012.	1,112.	1,163.	1,460.	1,679.	2,266.
	30"	3/4"	71"	BD1HK71303HDN	1,233.	1,355.	1,417.	1,750.	2,013.	2,718.
	36"	3/4"	71"	BD1HK71363HDN	1,275.	1,403.	1,467.	1,815.	2,087.	2,816.
	42"	3/4"	71"	BD1HK71423HDN	1,353.	1,489.	1,556.	1,890.	2,172.	2,933.
	48"	3/4"	71"	BD1HK71483HDN	1,395.	1,534.	1,605.	1,960.	2,255.	3,044.



78"h hybrid kit box/box/file drawers with hinge doors	18"	3/4"	78"	BD1HK78183HD(L/R)N	1,022.	1,125.	1,176.	1,487.	1,710.	2,308.
	24"	3/4"	78"	BD1HK78243HD(L/R)N	1,022.	1,125.	1,176.	1,487.	1,710.	2,308.
	30"	3/4"	78"	BD1HK78303HDN	1,250.	1,357.	1,439.	1,784.	2,052.	2,770.
	36"	3/4"	78"	BD1HK78363HDN	1,295.	1,424.	1,488.	1,862.	2,140.	2,890.
	42"	3/4"	78"	BD1HK78423HDN	1,372.	1,511.	1,578.	1,931.	2,220.	2,998.
	48"	3/4"	78"	BD1HK78483HDN	1,414.	1,555.	1,626.	2,006.	2,308.	3,117.

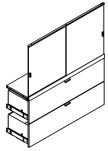


Order Code	Specification Information	Application Notes
Example: _____ _____ _____ _____	<p>Hybrid fronts are available in standard paint or V1 finishes.</p> <p>Doors and drawers are available in the same finish only.</p> <p>Hybrid kit includes steel shelf for placement above drawers. To specify locking doors, replace the "N" in the pattern number with an "L" and add \$40 to the list price.</p> <p>Lock housings are available in either black (B) or chrome (CH). If ordering key-alike, remember to order cores in a matching finish.</p>	<p>24"w hybrid kit comes with single hinged door.</p> <p>Door hand for 24"w kit determined by hinge location.</p> <p>Veneer grain direction is vertical on all door and drawer fronts.</p> <p>Hybrid drawer locks are located on the left hand side.</p> <p>Hybrid kits with hinge doors may be utilized in sections of the same height or taller.</p> <p>Hybrid kits utilized in taller sections require additional shelf for top of hinge doors.</p> <p>Desk height electrical modules may not be used behind hybrid kits with hinge doors due to interference.</p>

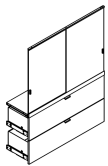
Hybrid Door/Drawer Kits

file/file, sliding doors
57"h, 64"h, 71"h and 78"h

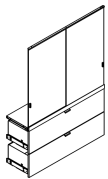
description	w	d	h	pattern no.	P1	P2	P3	V1	V2	V3
57"h hybrid kit file/file drawers with sliding door	30"	3/4"	57"	BD1HK57302SDN	\$1,092.	\$1,201.	\$1,256.	\$1,621.	\$1,864.	\$2,516.
	36"	3/4"	57"	BD1HK57362SDN	1,148.	1,264.	1,320.	1,687.	1,941.	2,619.
	42"	3/4"	57"	BD1HK57422SDN	1,218.	1,340.	1,401.	1,730.	1,990.	2,687.
	48"	3/4"	57"	BD1HK57482SDN	1,330.	1,465.	1,531.	1,856.	2,133.	2,881.



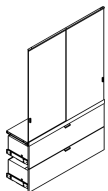
64"h hybrid kit file/file drawers with sliding door	30"	3/4"	64"	BD1HK64302SDN	1,104.	1,215.	1,270.	1,633.	1,878.	2,536.
	36"	3/4"	64"	BD1HK64362SDN	1,168.	1,283.	1,342.	1,706.	1,961.	2,647.
	42"	3/4"	64"	BD1HK64422SDN	1,236.	1,360.	1,422.	1,748.	2,010.	2,714.
	48"	3/4"	64"	BD1HK64482SDN	1,332.	1,467.	1,532.	1,857.	2,135.	2,884.



71"h hybrid kit file/file drawers with sliding door	30"	3/4"	71"	BD1HK71302SDN	1,128.	1,240.	1,297.	1,655.	1,903.	2,570.
	36"	3/4"	71"	BD1HK71362SDN	1,179.	1,297.	1,355.	1,716.	1,975.	2,666.
	42"	3/4"	71"	BD1HK71422SDN	1,284.	1,413.	1,478.	1,799.	2,071.	2,795.
	48"	3/4"	71"	BD1HK71482SDN	1,333.	1,468.	1,534.	1,858.	2,136.	2,885.



78"h hybrid kit file/file drawers with sliding door	30"	3/4"	78"	BD1HK78302SDN	1,151.	1,266.	1,323.	1,682.	1,934.	2,611.
	36"	3/4"	78"	BD1HK78362SDN	1,235.	1,359.	1,420.	1,777.	2,044.	2,758.
	42"	3/4"	78"	BD1HK78422SDN	1,305.	1,435.	1,500.	1,822.	2,095.	2,828.
	48"	3/4"	78"	BD1HK78482SDN	1,335.	1,469.	1,535.	2,055.	2,360.	3,185.

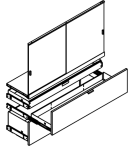


Order Code	Specification Information	Application Notes
Example: _____ _____ _____ _____	<p>Hybrid fronts are available in standard paint or V1 finishes.</p> <p>Doors and drawers are available in the same finish only when specifying steel sliding doors.</p> <p>Hybrid kit includes steel shelf for placement above drawers.</p> <p>Lock housings are available in either black (B) or chrome (CH). If ordering key-alike, remember to order cores in a matching finish.</p>	<p>Hybrid kits with sliding doors may only be utilized in sections matching the height of the hybrid kit.</p> <p>Veneer grain direction is vertical on all door and drawer fronts.</p> <p>Hybrid drawer locks are located on the left hand side.</p>

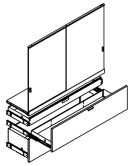
Hybrid Door/Drawer Kits

box/box/file, sliding doors
57"h, 64"h, 71"h and 78"h

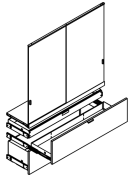
description	w	d	h	pattern no.	P1	P2	P3	V1	V2	V3
57"h hybrid kit	30"	3/4"	57"	BD1HK57303SDN	\$1,240.	\$1,364.	\$1,428.	\$1,769.	\$2,034.	\$2,746.
box/box/file drawers with sliding door	36"	3/4"	57"	BD1HK57363SDN	1,304.	1,435.	1,499.	1,843.	2,120.	2,860.
	42"	3/4"	57"	BD1HK57423SDN	1,373.	1,511.	1,579.	1,889.	2,171.	2,931.
	48"	3/4"	57"	BD1HK57483SDN	1,489.	1,640.	1,713.	2,019.	2,321.	3,132.



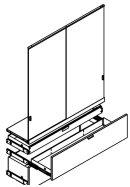
64"h hybrid kit	30"	3/4"	64"	BD1HK64303SDN	1,254.	1,377.	1,441.	1,781.	2,049.	2,766.
box/box/file drawers with sliding door	36"	3/4"	64"	BD1HK64363SDN	1,321.	1,453.	1,520.	1,862.	2,140.	2,890.
	42"	3/4"	64"	BD1HK64423SDN	1,393.	1,531.	1,602.	1,908.	2,194.	2,962.
	48"	3/4"	64"	BD1HK64483SDN	1,491.	1,642.	1,715.	2,020.	2,322.	3,134.



71"h hybrid kit	30"	3/4"	71"	BD1HK71303SDN	1,276.	1,404.	1,468.	1,807.	2,076.	2,803.
box/box/file drawers with sliding door	36"	3/4"	71"	BD1HK71363SDN	1,333.	1,468.	1,534.	1,876.	2,157.	2,913.
	42"	3/4"	71"	BD1HK71423SDN	1,441.	1,584.	1,656.	1,957.	2,252.	3,040.
	48"	3/4"	71"	BD1HK71483SDN	1,492.	1,643.	1,716.	2,022.	2,325.	3,138.



78"h hybrid kit	30"	3/4"	78"	BD1HK78303SDN	1,300.	1,430.	1,495.	1,830.	2,105.	2,841.
box/box/file drawers with sliding door	36"	3/4"	78"	BD1HK78363SDN	1,391.	1,529.	1,600.	1,934.	2,223.	3,002.
	42"	3/4"	78"	BD1HK78423SDN	1,460.	1,607.	1,680.	1,979.	2,276.	3,071.
	48"	3/4"	78"	BD1HK78483SDN	1,495.	1,645.	1,719.	2,211.	2,544.	3,434.



Order Code

Example:

Specification Information

Hybrid fronts are available in standard paint or V1 finishes.

Doors and drawers are available in the same finish only when specifying steel sliding doors.

Hybrid kit includes steel shelf for placement above drawers.

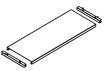

Lock housings are available in either black (B) or chrome (CH). If ordering key-alike, remember to order cores in a matching finish.

Application Notes

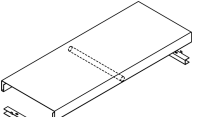
Hybrid kits with sliding doors may only be utilized in sections matching the height of the hybrid kit.

Veneer grain direction is vertical on all door and drawer fronts.

Hybrid drawer locks are located on the left hand side.

description	w	d	h	pattern no.	P1	P2	P3	V1	V2	V3
Shelf kit, single 	15"	13"	1 1/16"	BC1SH15(S/V)	\$52.	\$57.	\$59.	\$277.	\$319.	\$430.
	18"	13"	1 1/16"	BC1SH18(S/V)	57.	62.	66.	281.	324.	437.
	23"	13"	1 1/16"	BC1SH23(S/V)	69.	75.	79.	290.	335.	451.
	24"	13"	1 1/16"	BC1SH24(S/V)	69.	75.	79.	290.	335.	451.
	29"	13"	1 1/16"	BC1SH29(S/V)	75.	82.	87.	300.	345.	466.
	30"	13"	1 1/16"	BC1SH30(S/V)	75.	82.	87.	300.	347.	468.
	36"	13"	1 1/16"	BC1SH36(S/V)	80.	89.	93.	309.	356.	481.
	42"	13"	1 1/16"	BC1SH42(S/V)	91.	99.	103.	319.	367.	494.
	48"	13"	1 1/16"	BC1SH48(S/V)	91.	100.	104.	334.	383.	516.
	60"	13"	1 1/16"	BC1SH60(S/V)	139.	153.	161.	369.	424.	576.
	72"	13"	1 1/16"	BC1SH72(S/V)	144.	159.	166.	374.	430.	581.
Shelf kit, package of 5	15"	13"	1 1/16"	BC1SH515(S/V)	249.	273.	286.	915.	1,052.	1,419.
	18"	13"	1 1/16"	BC1SH518(S/V)	273.	300.	313.	936.	1,076.	1,453.
	23"	13"	1 1/16"	BC1SH523(S/V)	334.	368.	383.	986.	1,133.	1,530.
	24"	13"	1 1/16"	BC1SH524(S/V)	334.	368.	383.	989.	1,137.	1,535.
	29"	13"	1 1/16"	BC1SH529(S/V)	368.	405.	422.	1,033.	1,189.	1,605.
	30"	13"	1 1/16"	BC1SH530(S/V)	369.	405.	422.	1,038.	1,195.	1,613.
	36"	13"	1 1/16"	BC1SH536(S/V)	394.	434.	453.	1,079.	1,242.	1,678.
	42"	13"	1 1/16"	BC1SH542(S/V)	443.	488.	510.	1,121.	1,290.	1,742.
	48"	13"	1 1/16"	BC1SH548(S/V)	446.	489.	511.	1,200.	1,381.	1,863.
	60"	13"	1 1/16"	BC1SH560(S/V)	705.	776.	812.	1,365.	1,571.	2,123.
	72"	13"	1 1/16"	BC1SH572(S/V)	710.	781.	817.	1,370.	1,576.	2,128.
Slotted shelf kit 	23"	13"	1 1/16"	BC1SSHK23	114.	125.	131.	n/a		
	24"	13"	1 1/16"	BC1SSHK24	114.	125.	131.	n/a		
	29"	13"	1 1/16"	BC1SSHK29	127.	139.	145.	n/a		
	30"	13"	1 1/16"	BC1SSHK30	127.	139.	145.	n/a		
	36"	13"	1 1/16"	BC1SSHK36	155.	170.	177.	n/a		
	42"	13"	1 1/16"	BC1SSHK42	168.	184.	194.	n/a		
	48"	13"	1 1/16"	BC1SSHK48	171.	187.	197.	n/a		

Order Code	Specification Information	Application Notes
Example:	Steel shelf includes shelf brackets in matching paint finish.	Shelves are non-handed and non-sided for simple specification and installation.
	Specify veneer finish for veneer shelf as well as paint finish for veneer shelf brackets.	Each shelf includes a pair of non-handed hanging brackets.
		Slotted shelf includes a slotted steel shelf and slotted shelf back designed to accept slotted shelf partitions (ordered separately)

description	w	d	h	pattern no.	P1	P2	P3
	24"	13"	1 1/13"	BC1CSH24	\$124.	\$136.	\$142.
	30"	13"	1 1/13"	BC1CSH30	133.	146.	152.
	36"	13"	1 1/13"	BC1CSH36	143.	158.	165.
	42"	13"	1 1/13"	BC1CSH42	181.	199.	208.
	48"	13"	1 1/13"	BC1CSH48	194.	213.	222.

Order Code

Specification Information

Application Notes

Example:

Coat Rod Shelf includes shelf brackets in matching paint finish.
 Coat rod is painted black.

Coat rod shelf provides a front-to-back coat rod for use with standard coat hangers (not included).
 24" w, 30" w and 36" w shelves include a single, centered coat rod.
 42" w and 48" w shelves include two coat rods positioned in from the end or mid panel at an equal distance.
 Each coat rod provides 12" of hanging depth.

Coat rod shelves are non-handed and non-sided and may be accessed from either side of the cabinet.

Worksurface Shelves

single and double sided

description	w	d	h	pattern no.	L1	L2	V1	V2	V3
Worksurface shelf, single sided for use where back side of worksurface shelf is covered by a back 	18"	14"	1 1/4"	BC1WSHK118(L/V)	\$141.	\$168.	\$298.	\$343.	\$462.
	24"	14"	1 1/4"	BC1WSHK124(L/V)	158.	198.	307.	354.	478.
	30"	14"	1 1/4"	BC1WSHK130(L/V)	173.	227.	316.	366.	492.
	36"	14"	1 1/4"	BC1WSHK136(L/V)	209.	288.	325.	374.	504.
	42"	14"	1 1/4"	BC1WSHK142(L/V)	214.	294.	333.	382.	515.
	48"	14"	1 1/4"	BC1WSHK148(L/V)	219.	300.	343.	393.	533.
	60"	14"	1 1/4"	BC1WSHK160(L/V)	241.	322.	365.	415.	553.
	72"	14"	1 1/4"	BC1WSHK172(L/V)	251.	333.	375.	425.	563.
Worksurface shelf, double sided for use when there is a pass-through located directly above the worksurface shelf. 	18"	15"	1 1/4"	BC1WSHK218(L/V)	144.	171.	294.	339.	457.
	24"	15"	1 1/4"	BC1WSHK224(L/V)	161.	201.	302.	348.	470.
	30"	15"	1 1/4"	BC1WSHK230(L/V)	176.	230.	311.	358.	483.
	36"	15"	1 1/4"	BC1WSHK236(L/V)	212.	291.	320.	368.	495.
	42"	15"	1 1/4"	BC1WSHK242(L/V)	217.	297.	329.	377.	508.
	48"	15"	1 1/4"	BC1WSHK248(L/V)	222.	303.	339.	389.	524.
	60"	15"	1 1/4"	BC1WSHK260(L/V)	244.	325.	359.	411.	547.
	72"	15"	1 1/4"	BC1WSHK272(L/V)	254.	336.	371.	421.	557.

Order Code

Specification Information

Application Notes

Example:

Worksurface shelves are available in laminate or veneer only and ship with a pair of black brackets for placement at either worksurface height or credenza height.

L1 laminate colors include:
 114-Folkstone Grey
 117-Soft Grey
 118-Bright White
 119-Pumice

L2 finishes include all other standard Knoll core laminate finishes.

Worksurface shelves are 1 1/4" thick to match thickness of standard Template or matching system worksurfaces.

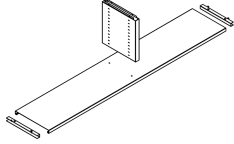
Worksurface shelf must be utilized when supporting a perpendicular worksurface utilizing a credenza spacer.

Worksurface shelf is required for attachment of perpendicular worksurface.

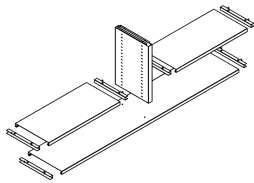
Upper Shelf Kit, 15" h and 20" h, steel for 60" w and 72" w sections

Template

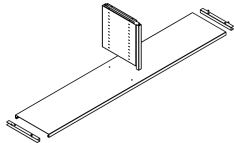
description	w	d	h	pattern no.	P1	P2	P3
15" h upper shelf kit	60"		15"	BC2USK1560(S/L/V)	\$273.	\$302.	\$315.
Includes one steel shelf and one center located steel structural septum	72"		15"	BC2USK1572(S/L/V)	278.	306.	321.



20" h upper shelf kit	60"		20"	BC2USK2060(S/L/V)	415.	456.	477.
Includes two steel shelf and one center located steel structural septum	72"		20"	BC2USK2072(S/L/V)	419.	461.	482.



15" h upper shelf kit, one sided, split width	60"		15"	BC2USK15601(S/L/V)	361.	397.	415.
For use as open bookcase or with one or two half width sliding door or hinged door kits. Includes one steel shelf and one 15" h center located steel structural septum	72"		15"	BC2USK15721(S/L/V)	362.	398.	416.



Order Code	Specification Information
<i>Example:</i> BC2USK20602S 118	
BC	Pattern Number
1	Generation 1
USK	Upper Shelf Kit
2060	20" h x 60 "w
S	Steel
118	Bright White Paint

Specification Information

Application Notes

Upper shelf kit must be mated with upper back(s) of the same height and width.

Upper shelf kit is required on all 60" w or 72" w openings.

Note: 15" h and 20" h sliding door and hinged door kits in 30" and 36" widths being utilized in either one sided or two sided split width applications will still come with a matching width shelf that will not be needed but may still be utilized in another opening matching that width.

One Sided, Full Width - Includes a recessed structural septum and is designed to remain open or accept a full width (60" w x 72" w) sliding door kit. Will not accept hinged door kits. Full width matching height back kit must be ordered separately.

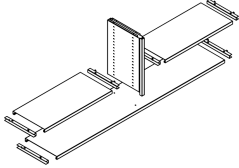
One Sided, Split Width - Includes a one sided structural septum and is designed to remain open or accept a half width (30" w for 60" kit or 36" w for 72" kit) sliding door or hinge door kit on one or both sides of the septum. Full width matching height back kit must be ordered separately.

Two Sided, Split Width - Includes a two sided structural septum and is designed to remain open or accept a half width (30" w for 60" kit or 36" w for 72" kit) sliding door or hinge door kit on one of both sides of the septum on opposite sides of the case opening to create a shared overhead. Two half width (30" w for 60" kit or 36" w for 72" kit) matching height back kits must be ordered separately.

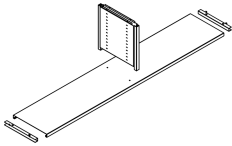
Upper Shelf Kit, 15" h and 20" h, steel for 60" w and 72" w sections

Template

description	w	d	h	pattern no.	P1	P2	P3
20" h upper shelf kit, one sided, split width For use as open bookcase or with one or two half width sliding door or hinged door kits. Includes one full width steel shelf, two half width steel shelves and one 20" h center located steel structural septum	60"		15"	BC2USK20601(S/L/V)	\$521.	\$573.	\$599.
	72"		15"	BC2USK20721(S/L/V)	535.	589.	616.



15" h upper shelf kit, two sided, split width For use as a shared open bookcase or with one or two half width sliding door or hinged door kits. Includes one steel shelf and one 15" h center located steel structural septum	60"		15"	BC2USK15602(S/L/V)	363.	399.	417.
	72"		15"	BC2USK15722(S/L/V)	370.	406.	424.

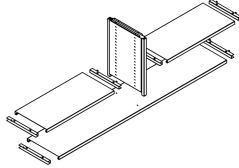


Order Code	Specification Information	Application Notes
<i>Example:</i> BC2USK20602S 118		
BC	Pattern Number	Upper shelf kit must be mated with upper back(s) of the same height and width.
1	Generation 1	
USK	Upper Shelf Kit	Upper shelf kit is required on all 60" w or 72" w openings.
2060	20" h x 60 "w	
S	Steel	<p>Note: 15" h and 20" h sliding door and hinged door kits in 30" and 36" widths being utilized in either one sided or two sided split width applications will still come with a matching width shelf that will not be needed but may still be utilized in another opening matching that width.</p> <p>One Sided, Full Width - Includes a recessed structural septum and is designed to remain open or accept a full width (60" w x 72" w) sliding door kit. Will not accept hinged door kits. Full width matching height back kit must be ordered separately.</p>
118	Bright White Paint	
		<p>One Sided, Split Width - Includes a one sided structural septum and is designed to remain open or accept a half width (30" w for 60" kit or 36" w for 72" kit) sliding door or hinge door kit on one or both sides of the septum. Full width matching height back kit must be ordered separately.</p> <p>Two Sided, Split Width - Includes a two sided structural septum and is designed to remain open or accept a half width (30" w for 60" kit or 36" w for 72" kit) sliding door or hinge door kit on one of both sides of the septum on opposite sides of the case opening to create a shared overhead. Two half width (30" w for 60" kit or 36" w for 72" kit) matching height back kits must be ordered separately.</p>

Upper Shelf Kit, 15" h and 20" h, steel for 60" w and 72" w sections

Template

description	w	d	h	pattern no.	P1	P2	P3
20" h upper shelf kit, two sided, split width	60"		15"	BC2USK20602(S/L/V)	\$523.	\$575.	\$602.
For use as a shared open bookcase or with one or two half width sliding door or hinged door kits. Includes one full width steel shelf, two half width steel shelves and one 20" h center located steel structural septum	72"		15"	BC2USK20722(S/L/V)	538.	591.	618.





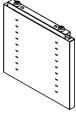
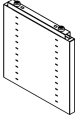
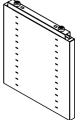


Order Code	Specification Information	Application Notes
<i>Example:</i> BC2USK20602S 118		
BC	Pattern Number	Upper shelf kit must be mated with upper back(s) of the same height and width.
1	Generation 1	
USK	Upper Shelf Kit	Upper shelf kit is required on all 60" w or 72" w openings.
2060	20" h x 60 "w	
S	Steel	<p>Note: 15" h and 20" h sliding door and hinged door kits in 30" and 36" widths being utilized in either one sided or two sided split width applications will still come with a matching width shelf that will not be needed but may still be utilized in another opening matching that width.</p> <p>One Sided, Full Width - Includes a recessed structural septum and is designed to remain open or accept a full width (60" w x 72" w) sliding door kit. Will not accept hinged door kits. Full width matching height back kit must be ordered separately.</p>
118	Bright White Paint	
		<p>One Sided, Split Width - Includes a one sided structural septum and is designed to remain open or accept a half width (30" w for 60" kit or 36" w for 72" kit) sliding door or hinge door kit on one or both sides of the septum. Full width matching height back kit must be ordered separately.</p> <p>Two Sided, Split Width - Includes a two sided structural septum and is designed to remain open or accept a half width (30" w for 60" kit or 36" w for 72" kit) sliding door or hinge door kit on one of both sides of the septum on opposite sides of the case opening to create a shared overhead. Two half width (30" w for 60" kit or 36" w for 72" kit) matching height back kits must be ordered separately.</p>

Shelf Dividers

package of 1

4" h, 5" h, 6" h, 7" h, 12" h, 13" h and 14" h

description	w	d	h	pattern no.	P1	P2	P3
Shelf divider, 4" h single 	1"	13"	4 ³ / ₁₆ "	BC1SDIV4	\$97.	\$108.	\$113.
Shelf divider, 5" h single 	1"	13"	5 ¹ / ₄ "	BC1SDIV5	98.	109.	114.
Shelf divider, 6" h single 	1"	13"	6 ⁵ / ₁₆ "	BC1SDIV6	99.	110.	110.
Shelf divider, 7" h single 	1"	13"	7 ³ / ₈ "	BC1SDIV7	99.	110.	110.
Shelf divider, 12h single 	1"	13"	11 ¹⁵ / ₁₆ "	BC1SDIV12	103.	115.	121.
Shelf divider, 13h single 	1"	13"	12 ⁵ / ₈ "	BC1SDIV13	104.	116.	122.
Shelf divider, 14h single 	1"	13"	13 ¹¹ / ₁₆ "	BC1SDIV14	107.	117.	123.

Order Code

Example:

Specification Information

Shelf dividers work with painted or veneer shelves.

Dividers are non-handed and include shelf slots on one side for additional shelf division.

Application Notes

Shelf divider is adjustable in the field for use with either steel or veneer shelf or top position above it.

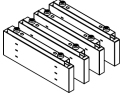
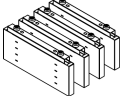
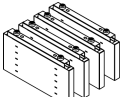
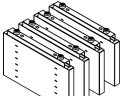
Slots on shelf divider may only be used to support a shelf on the divider and an adjacent end or mid panel.

A shelf may NOT be supported between two shelf dividers.

Shelf dividers are not designed to be placed directly above a worksurface shelf at worksurface height.

Shelf Dividers

package of 4
4" h, 5" h, 6" h and 7" h

description	w	d	h	pattern no.	P1	P2	P3
Shelf divider, 4" h package of 4 	1"	13"	4 ³ / ₁₆ "	BC1SDIV44	\$303.	\$334.	\$349.
Shelf divider, 5" h package of 4 	1"	13"	5 ¹ / ₄ "	BC1SDIV54	307.	339.	353.
Shelf divider, 6" h package of 4 	1"	13"	6 ⁵ / ₁₆ "	BC1SDIV64	310.	343.	357.
Shelf divider, 7" h package of 4 	1"	13"	7 ³ / ₈ "	BC1SDIV74	314.	347.	364.

Order Code

Example: _____

Specification Information

Shelf dividers work with painted or veneer shelves.
 Dividers are non-handed and include shelf slots on one side for additional shelf division.

Application Notes

Shelf divider is adjustable in the field for use with either steel or veneer shelf or top position above it.
 Slots on shelf divider may only be used to support a shelf on the divider and an adjacent end or mid panel.

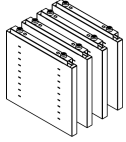
A shelf may NOT be supported between two shelf dividers.

Shelf dividers are not designed to be placed directly above a worksurface shelf at worksurface height.

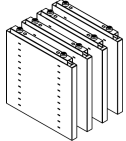
Shelf Dividers

package of 4
12"h, 13"h and 14"h

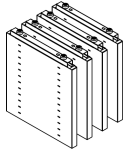
description	w	d	h	pattern no.	P1	P2	P3
Shelf divider, 12"h package of 4	1"	13"	11 ¹⁵ / ₁₆ "	BC1SDIV124	\$335.	\$369.	\$385.



Shelf divider, 13"h package of 4	1"	13"	12 ³ / ₈ "	BC1SDIV134	336.	370.	385.
----------------------------------	----	-----	----------------------------------	-------------------	------	------	------



Shelf divider, 14"h package of 4	1"	13"	13 ¹¹ / ₁₆ "	BC1SDIV144	340.	374.	390.
----------------------------------	----	-----	------------------------------------	-------------------	------	------	------



Order Code

Example: _____

Specification Information

Shelf dividers work with painted or veneer shelves.
 Dividers are non-handed and include shelf slots on one side for additional shelf division.

Application Notes

Shelf divider is adjustable in the field for use with either steel or veneer shelf or top position above it.
 Slots on shelf divider may only be used to support a shelf on the divider and an adjacent end or mid panel.

A shelf may NOT be supported between two shelf dividers.

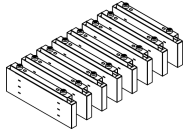
Shelf dividers are not designed to be placed directly above a worksurface shelf at worksurface height.

Shelf Dividers

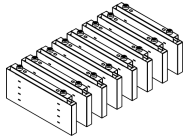
package of 8
4" h, 5" h, 6" h and 7" h

description	w	d	h	pattern no.	P1	P2	P3
-------------	---	---	---	-------------	----	----	----

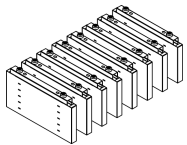
Shelf divider, 4" h package of 8	1"	13"	4 ³ / ₁₆ "	BC1SDIV48	\$568.	\$624.	\$652.
----------------------------------	----	-----	----------------------------------	------------------	--------	--------	--------



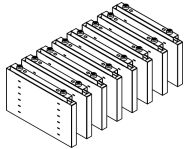
Shelf divider, 5" h package of 8	1"	13"	5 ¹ / ₄ "	BC1SDIV58	576.	632.	661.
----------------------------------	----	-----	---------------------------------	------------------	------	------	------



Shelf divider, 6" h package of 8	1"	13"	6 ⁵ / ₁₆ "	BC1SDIV68	584.	642.	671.
----------------------------------	----	-----	----------------------------------	------------------	------	------	------



Shelf divider, 7" h package of 8	1"	13"	7 ³ / ₈ "	BC1SDIV78	591.	650.	680.
----------------------------------	----	-----	---------------------------------	------------------	------	------	------



Order Code

Example:

Specification Information

Shelf dividers work with painted or veneer shelves.

Dividers are non-handed and include shelf slots on one side for additional shelf division.

Application Notes

Shelf divider is adjustable in the field for use with either steel or veneer shelf or top position above it.

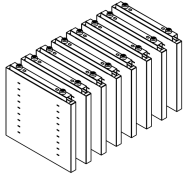
Slots on shelf divider may only be used to support a shelf on the divider and an adjacent end or mid panel.

A shelf may NOT be supported between two shelf dividers.

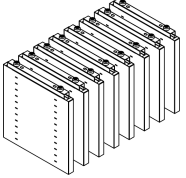
Shelf dividers are not designed to be placed directly above a worksurface shelf at worksurface height.

Shelf Dividers
package of 8
12" h, 13" h and 14" h

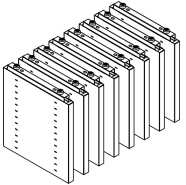
description	w	d	h	pattern no.	P1	P2	P3
Shelf divider, 12" h package of 8	1"	13"	11 ¹⁵ / ₁₆ "	BC1SDIV128	\$629.	\$692.	\$723.



Shelf divider, 13" h package of 8	1"	13"	12 ⁵ / ₈ "	BC1SDIV138	631.	693.	725.
-----------------------------------	----	-----	----------------------------------	-------------------	------	------	------



Shelf divider, 14" h package of 8	1"	13"	13 ¹¹ / ₁₆ "	BC1SDIV148	640.	703.	734.
-----------------------------------	----	-----	------------------------------------	-------------------	------	------	------



Order Code

Example:

Specification Information

Shelf dividers work with painted or veneer shelves.
 Dividers are non-handed and include shelf slots on one side for additional shelf division.

Application Notes

Shelf divider is adjustable in the field for use with either steel or veneer shelf or top position above it.
 Slots on shelf divider may only be used to support a shelf on the divider and an adjacent end or mid panel.

A shelf may NOT be supported between two shelf dividers.

Shelf dividers are not designed to be placed directly above a worksurface shelf at worksurface height.

Base Infeed, Base Power Transfer Block,
*Base Power Duplex Block, Base Duplex, Base Power Jumper
 and Knockout Cover 8-wire Power*

Template

description	w	d	h	pattern no.	list
Base infeed, 72"	72"			BE2BI872	\$228.
Base infeed, 72" for New York	72"			BE2BI872NY	228.
Base infeed, 72" for San Francisco	72"			BE2BI872SF	228.
Base power transfer block				BE2BTB8	39.
Base power duplex block				BE2DBD8	90.
Base duplex (plg. of 6)				BE2BDUP6(1/2/3/3D/4D)	160.
Base power jumper	24"			BE2BPJ824	124.
	30"			BE2BPJ830	131.
	36"			BE2BPJ836	139.
	42"			BE2BPJ842	146.
	48"			BE2BPJ848	150.
	54"			BE2BPJ854	153.
	60"			BE2BPJ860	156.
	66"			BE2BPJ866	168.
	72"			BE2BPJ872	172.
	78"			BE2BPJ878	178.
	84"			BE2BPJ884	183.
	90"			BE2BPJ890	188.
	96"			BE2BPJ896	192.
	102"			BE2BPJ8102	196.
	108"			BE2BPJ8108	200.
114"			BE2BPJ8114	203.	
120"			BE2BPJ8120	205.	
Desk height knockout cover, package of 10				BE2KC10	69.

Order Code

Application Notes

Example:

Base infeed is designed to feed into an end panel with base infeed knockouts specified. There is room for two base infeeds at each end panel.

Base power transfer block provides four transition points to receive an infeed, a base power jumper or desk-height power module.

Base power duplex block provides four transition points to receive an infeed, a base power jumper or desk-height power module as well as a single base duplex on one or both sides of the block.

NOTE: When utilizing base duplexes, an electrical base with grommets must be ordered to accommodate wire access.

Base power jumper lengths are computed by adding the width of bases you are connecting to and divide by two and then add the full width of any bases that may be in between the ones being connected. If distance between connections exceeds 72", specify a base power block and an additional jumper to obtain the length desired.

Knockout cover is available in all core paint finishes.

Desk-Height Power Modules (one circuit)

Circuits 1, 2, 3 and 4D (3+1)

Circuits 1, 2, 3D and 4D (2+2)

description	w	d	h	pattern no.	list
Desk-height power module, data/data	13"	3"	1 1/2"	BE2EPM8DD(1/2/3/3D/4D)	\$333.
Desk-height power module, data/iPod®	13"	3"	1 1/2"	BE2EPM8DP(1/2/3/3D/4D)	745.
Desk-height power module, iPod®/data	13"	3"	1 1/2"	BE2EPM8PD(1/2/3/3D/4D)	745.
Desk-height power module, data/USB	13"	3"	1 1/2"	BE2EPM8DU(1/2/3/3D/4D)	533.
Desk-height power module, USB/data	13"	3"	1 1/2"	BE2EPM8UD(1/2/3/3D/4D)	533.
Desk-height power module, iPod®/USB	13"	3"	1 1/2"	BE2EPM8PU(1/2/3/3D/4D)	952.
Desk-height power module, USB/iPod®	13"	3"	1 1/2"	BE2EPM8UP(1/2/3/3D/4D)	952.

iPod® is a registered trademark of Apple Inc. registered in the U.S. and other countries.

Order Code	Application Notes
Example: _____ _____ _____ _____	<p>Desk-height power modules are available in single circuit designations per module.</p> <p>Modules include a power jumper pigtail long enough to reach the center of any base from either an above desk height or below desk height position.</p> <p>Desk-height power modules include mounting bracket to position module just above or just below desk height.</p> <p>All desk height power modules include 4 simplexes in the center of each module. The remaining two simplex locations on either side are configured from left to right per the pattern number designation.</p> <p>D=2 data jack positions P=iPod® dock U=USB hub</p> <p>Data jack comes with a variety of bezels to accept the most common data modules as well as RGB and microphone jacks.</p> <p>iPod® dock includes external inputs for USB cable, mini speaker plug, S-video cord and headphone plug.</p> <p>USB hub module provides mini USB data input and 4 external powered USB jacks for data or powered USB access.</p>

Desk-Height Power Modules (two circuits)

Circuits 1, 2, 3 and 4D (3+1)

Circuits 1, 2, 3D and 4D (2+2)

description	w	d	h	pattern no.	list
Desk-height power module, data/data	13"	3"	1 1/2"	BE2EPM8DD(14D/24D/34D/13D/23D)	\$380.
Desk-height power module, data/iPod®	13"	3"	1 1/2"	BE2EPM8DP(14D/24D/34D/13D/23D)	792.
Desk-height power module, data/USB	13"	3"	1 1/2"	BE2EPM8DU(14D/24D/34D/13D/23D)	580.
Desk-height power module, iPod®/data	13"	3"	1 1/2"	BE2EPM8PD(14D/24D/34D/13D/23D)	792.
Desk-height power module, iPod®/USB	13"	3"	1 1/2"	BE2EPM8PU(14D/24D/34D/13D/23D)	1,001.
Desk-height power module, USB/data	13"	3"	1 1/2"	BE2EPM8UD(14D/24D/34D/13D/23D)	580.
Desk-height power module, USB/iPod®	13"	3"	1 1/2"	BE2EPM8UP(14D/24D/34D/13D/23D)	1,001.

iPod® is a registered trademark of Apple Inc. registered in the U.S. and other countries.

Order Code	Application Notes		
Example: _____ _____ _____ _____	<p>Desk-height power modules are available in single circuit designations per module.</p> <p>Modules include a power jumper pigtail long enough to reach the center of any base from either an above desk height or below desk height position.</p> <p>Desk-height power modules include mounting bracket to position module just above or just below desk height.</p>	<p>All desk height power modules include 4 simplexes in the center of each module. The remaining two simplex locations on either side are configured from left to right per the pattern number designation.</p> <p>D=2 data jack positions P=iPod® dock U=USB hub</p> <p>Data jack comes with a variety of bezels to accept the most common data modules as well as RGB and microphone jacks.</p>	<p>iPod® dock includes external inputs for USB cable, mini speaker plug, S-video cord and headphone plug.</p> <p>USB hub module provides mini USB data input and 4 external powered USB jacks for data or powered USB access.</p> <p>Dual circuit boxes split the 4 simplex outlets in the circuit options as listed in the pattern number. <i>(example: suffix "14D" will provide circuit 1 on three simplexes and circuit 4D on the remaining simplex)</i></p>

Worksurface Mount Power Modules with three-prong plug

Template

description	w	d	h	pattern no.	list
Worksurface mount data/electrical Includes two data openings and two electrical simplexes	8"	2 1/2"	3"	BE2WMDE72C(W/B)	\$265.
Worksurface mount USB/electrical Includes powered USB hub and two electrical simplexes	8"	2 1/2"	3"	BE2WMUE72C(W/B)	600.
Worksurface mount iPod®/electrical Includes powered iPod® dock and two electrical simplexes	8"	2 1/2"	3"	BE2WMPE72C(W/B)	772.

iPod® is a registered trademark of Apple Inc. registered in the U.S. and other countries.

Order Code	Specification Information	Application Notes
Example: BE2WMDE72CW		
BE Template electrical	Worksurface mount electrical modules are available in either white (W) or black (B). Color applies to the face and ends of the unit. The body finish is clear aluminum. Data, USB hub and iPod dock are located on left side of the module and electrical simplexes are on the right.	Worksurface mount electrical modules clamp to the back edge of worksurface and include a 72" long cord with standard three-prong plug.
2 Generation 2		
WM Worksurface mount		
DE Data/electrical		
72C 72" cord		
W White		
		Data/electrical module - Includes two data openings and two electrical simplexes. Data plugs are field connected and installed. Unit includes bezels to accommodate majority of data plug options available as well as RGB and microphone plugs. Access for data cords is located on the underside of module.
		USB/electrical module - Includes USB hub module with center located data input outlet and four powered USB outlets. Module includes cord to connect computer to USB hub.
		iPod/electrical module - Includes iPod dock with front access headphone jack. Underside of module includes access to iPod speaker jack, s-video jack and USB jack. S-video and USB cords included. iPod dock is powered.

Worksurface Mount Power Modules

with modular jumper end

Template

description	w	d	h	pattern no.	list
Worksurface mount data/electrical Includes two data openings and two electrical simplexes	8"	2 1/2"	3"	BE2WMDE(1/2/3/3D/4D)108J(W/B)	\$265.
Worksurface mount USB/electrical Includes powered USB hub and two electrical simplexes	8"	2 1/2"	3"	BE2WMUE(1/2/3/3D/4D)108J(W/B)	600.
Worksurface mount iPod®/electrical Includes powered iPod® dock and two electrical simplexes	8"	2 1/2"	3"	BE2WMPE(1/2/3/3D/4D)108J(W/B)	772.

iPod® is a registered trademark of Apple Inc. registered in the U.S. and other countries.

	Specification Information	Application Notes
Example: BE2WMDE108JW	<p>Worksurface mount electrical modules are available in either white (W) or black (B). Color applies to the face and ends of the unit. The body finish is clear aluminum.</p> <p>Data, USB hub and iPod® dock are located on left side of the module and electrical simplexes are on the right.</p>	<p>Worksurface mount electrical modules clamp to the back edge of worksurface and include a 108" long metal conduit with modular jumper end to connect to Template power.</p> <p>Modules are designed for use with 28" h full backs with grommet and corresponding end or mid panel specified with electrical access.</p> <p>Jumper feeds through grommet and into below worksurface electrical knockout in end or mid panel so it may be routed into Template base to connect to Template electrical components.</p> <p>The 108" jumper length provides enough room to connect in a 48" w base, travel up to worksurface height and position the module on a perpendicular worksurface up to 48" from the Template wall.</p> <p>To compute the maximum distance the module may be placed on the worksurface from the perpendicular Template spine, take 108 and subtract the combination of one-half simplexes are on the right. the base width and 36.</p> <p>Ex. When connecting to a 42" w base $108 - (21+36) =$ up to 51" from the Template spine.</p> <p>NOTE: Calculation provides maximum distance from perpendicular Template spine. Module may be placed closer to the spine with conduit slack taken up in the end/mid panel or base.</p>
BE Template electrical		
2 Generation 2		
WM Worksurface mount		
DE Data/electrical		
108J 108" jumper		
W White		

Worksurface Mount Receptacle Block

Single duplex block

Template

description	w	pattern no.	list
Worksurface mount receptacle block		BE2WMBD	\$99.
Base duplex (plg. of 6)		BE2BDUP6(1/2/3/3D/4D)	160.
Base power jumper	24"	BE2BPJ824	124.
	30"	BE2BPJ830	131.
	36"	BE2BPJ836	139.
	42"	BE2BPJ842	146.
	48"	BE2BPJ848	150.
	54"	BE2BPJ854	153.
	60"	BE2BPJ860	156.
	66"	BE2BPJ866	168.
	72"	BE2BPJ872	172.
	78"	BE2BPJ878	178.
	84"	BE2BPJ884	183.
	90"	BE2BPJ890	188.
	96"	BE2BPJ896	192.
	102"	BE2BPJ8102	196.
	108"	BE2BPJ8108	200.
	114"	BE2BPJ8114	203.
	120"	BE2BPJ8120	205.

Order Code	Specification Information	Application Notes
Example: BE2WMBD	Available in black only.	<p>Duplex block includes under worksurface mounting bracket as well as three P-clips for positioning conduit to underside of worksurface and against inside of end/mid panel.</p> <p>Duplex block is designed for use with 28" h full backs with grommet and corresponding end or mid panel specified with electrical access.</p> <p>A jumper feeds through grommet and into below worksurface electrical knock-out in end or mid panel so it may be routed into Template base to connect to Template electrical components.</p>
BE Template electrical		
2 Generation 2		
WM Worksurface mount		
BD Block for duplex		
		<p>To complete the jumper length required to connect the duplex block to an adjacent base, add the distance from the block to the Template wall, 36" to travel to the base and one-half the base width to reach a base power transfer block. Round up the next jumper size if dimension required does not equal an existing jumper length.</p> <p>Ex. To place a duplex block in the middle of a 60" worksurface connected to a Template spine with 42" w base.</p> <p>30" + 36" + 21" = 87" (90" jumper would be utilized)</p>

Transition Jumpers

Dividends to Template

Template

description	type	pattern no.	list
Dividends to Template transition jumper, 3+1	for 15" w Template base	BE2DTJ822	\$248.
	for 18" w Template base	BE2DTJ825	255.
	for 24" w Template base	BE2DTJ828	262.
	for 30" w Template base	BE2DTJ831	268.
	for 36" w Template base	BE2DTJ834	274.
	for 42" w Template base	BE2DTJ837	281.
	for 48" w Template base	BE2DTJ840	287.
Dividends to Template transition jumper, 2+2	for 15" w Template base	BE2DTJ822-2	248.
	for 18" w Template base	BE2DTJ825-2	255.
	for 24" w Template base	BE2DTJ828-2	262.
	for 30" w Template base	BE2DTJ831-2	268.
	for 34" w Template base	BE2DTJ834-2	274.
	for 42" w Template base	BE2DTJ837-2	281.
	for 48" w Template base	BE2DTJ840-2	287.

Order Code

Application Notes



Example:

Jumper length assumes connection from Dividends panel electrical, through 15" w Dividends panel, into Template base

Rectangular Worksurfaces

18" d

Template

description	w	d	h	pattern no.	laminate	V1	V2	V3
Rectangular worksurface, 18" Template depth	36"	16"	1 1/4"	BW1R3618T(L/V)	\$185.	\$398.	\$457.	\$618.
	42"	16"	1 1/4"	BW1R4218T(L/V)	215.	417.	479.	647.
	48"	16"	1 1/4"	BW1R4818T(L/V)	239.	432.	496.	671.
	54"	16"	1 1/4"	BW1R5418T(L/V)	254.	449.	515.	695.
	60"	16"	1 1/4"	BW1R6018T(L/V)	277.	485.	559.	755.
	66"	16"	1 1/4"	BW1R6618T(L/V)	298.	501.	577.	778.
	72"	16"	1 1/4"	BW1R7218T(L/V)	314.	526.	607.	819.
	78"	16"	1 1/4"	BW1R7818T(L/V)	338.	534.	612.	826.
	84"	16"	1 1/4"	BW1R8418T(L/V)	355.	570.	655.	885.
Rectangular worksurface, 18" Pedestal depth	36"	17 1/2"	1 1/4"	BW1R3618P(L/V)	185.	398.	457.	618.
	42"	17 1/2"	1 1/4"	BW1R4218P(L/V)	215.	417.	479.	647.
	48"	17 1/2"	1 1/4"	BW1R4818P(L/V)	239.	432.	496.	671.
	54"	17 1/2"	1 1/4"	BW1R5418P(L/V)	254.	449.	515.	695.
	60"	17 1/2"	1 1/4"	BW1R6018P(L/V)	277.	485.	559.	755.
	66"	17 1/2"	1 1/4"	BW1R6618P(L/V)	298.	501.	577.	778.
	72"	17 1/2"	1 1/4"	BW1R7218P(L/V)	314.	526.	607.	819.
	78"	17 1/2"	1 1/4"	BW1R7818P(L/V)	338.	534.	612.	826.
	84"	17 1/2"	1 1/4"	BW1R8418P(L/V)	355.	570.	655.	885.

Order Code

Example:

Application Notes

Template depth worksurfaces are designed to mount perpendicular to worksurface shelves whose width matches that of the worksurface's depth.

Pedestal depth worksurfaces matches standard system worksurface depths (actual minus 1/2") and may mount to worksurface shelves whose width is a least 6" wider than the depth of the perpendicular worksurface.



Worksurface mounts to a perpendicular worksurface shelf with a flat bracket (ordered separately).

Worksurface will only mount to a perpendicular worksurface shelf.

Rectangular Worksurfaces

24" d

Template

description	w	d	h	pattern no.	laminate	V1	V2	V3
Rectangular worksurface, 24" d Template depth 	36"	22"	1 1/4"	BW1R3624T(L/V)	\$213.	\$426.	\$490.	\$662.
	42"	22"	1 1/4"	BW1R4224T(L/V)	244.	438.	504.	680.
	48"	22"	1 1/4"	BW1R4824T(L/V)	272.	471.	543.	731.
	54"	22"	1 1/4"	BW1R5424T(L/V)	296.	501.	577.	778.
	60"	22"	1 1/4"	BW1R6024T(L/V)	320.	540.	620.	836.
	66"	22"	1 1/4"	BW1R6624T(L/V)	345.	555.	638.	860.
	72"	22"	1 1/4"	BW1R7224T(L/V)	359.	580.	666.	899.
	78"	22"	1 1/4"	BW1R7824T(L/V)	386.	607.	697.	941.
	84"	22"	1 1/4"	BW1R8424T(L/V)	409.	632.	726.	982.
Rectangular worksurface, 24" d Pedestal depth 	36"	23 1/2"	1 1/4"	BW1R3624P(L/V)	213.	426.	490.	662.
	42"	23 1/2"	1 1/4"	BW1R4224P(L/V)	244.	438.	504.	680.
	48"	23 1/2"	1 1/4"	BW1R4824P(L/V)	272.	471.	543.	731.
	54"	23 1/2"	1 1/4"	BW1R5424P(L/V)	296.	501.	577.	778.
	60"	23 1/2"	1 1/4"	BW1R6024P(L/V)	320.	540.	620.	836.
	66"	23 1/2"	1 1/4"	BW1R6624P(L/V)	345.	555.	638.	860.
	72"	23 1/2"	1 1/4"	BW1R7224P(L/V)	359.	580.	666.	899.
	78"	23 1/2"	1 1/4"	BW1R7824P(L/V)	386.	607.	697.	941.
	84"	23 1/2"	1 1/4"	BW1R8424P(L/V)	409.	632.	726.	982.

Order Code

Example: _____

Application Notes

Template depth worksurfaces are designed to mount perpendicular to worksurface shelves whose width matches that of the worksurface's depth.




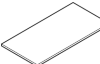
Pedestal depth worksurfaces matches standard system worksurface depths (actual minus 1/2") and may mount to worksurface shelves whose width is a least 6" wider than the depth of the perpendicular worksurface.

Worksurface mounts to a perpendicular worksurface shelf with a flat bracket (ordered separately).

Worksurface will only mount to a perpendicular worksurface shelf.

Rectangular Worksurfaces

30" d and 36" d

description	w	d	h	pattern no.	laminate	V1	V2	V3
Rectangular worksurface, 30" d Template depth 	36"	28"	1 1/4"	BW1R3630T(L/V)	\$264.	\$477.	\$550.	\$741.
	42"	28"	1 1/4"	BW1R4230T(L/V)	288.	495.	570.	769.
	48"	28"	1 1/4"	BW1R4830T(L/V)	320.	528.	609.	822.
	54"	28"	1 1/4"	BW1R5430T(L/V)	363.	574.	659.	889.
	60"	28"	1 1/4"	BW1R6030T(L/V)	399.	593.	682.	921.
	66"	28"	1 1/4"	BW1R6630T(L/V)	443.	606.	696.	940.
	72"	28"	1 1/4"	BW1R7230T(L/V)	461.	621.	714.	965.
	78"	28"	1 1/4"	BW1R7830T(L/V)	492.	650.	749.	1,010.
84"	28"	1 1/4"	BW1R8430T(L/V)	522.	676.	778.	1,051.	
Rectangular worksurface, 30" d Pedestal depth 	36"	29 1/2"	1 1/4"	BW1R3630P(L/V)	264.	477.	550.	741.
	42"	29 1/2"	1 1/4"	BW1R4230P(L/V)	288.	495.	570.	769.
	48"	29 1/2"	1 1/4"	BW1R4830P(L/V)	320.	528.	609.	822.
	54"	29 1/2"	1 1/4"	BW1R5430P(L/V)	363.	574.	659.	889.
	60"	29 1/2"	1 1/4"	BW1R6030P(L/V)	399.	593.	682.	921.
	66"	29 1/2"	1 1/4"	BW1R6630P(L/V)	443.	606.	696.	940.
	72"	29 1/2"	1 1/4"	BW1R7230P(L/V)	461.	621.	714.	965.
	78"	29 1/2"	1 1/4"	BW1R7830P(L/V)	492.	650.	749.	1,010.
84"	29 1/2"	1 1/4"	BW1R8430P(L/V)	522.	676.	778.	1,051.	
Rectangular worksurface, 36" d Template depth 	60"	34"	1 1/4"	BW1R6036T(L/V)	511.	684.	788.	1,063.
	66"	34"	1 1/4"	BW1R6636T(L/V)	564.	708.	814.	1,098.
	72"	34"	1 1/4"	BW1R7236T(L/V)	622.	731.	843.	1,137.
Rectangular worksurface, 36" d Pedestal depth 	60"	35 1/2"	1 1/4"	BW1R6036P(L/V)	511.	684.	788.	1,063.
	66"	35 1/2"	1 1/4"	BW1R6636P(L/V)	564.	708.	814.	1,098.
	72"	35 1/2"	1 1/4"	BW1R7236P(L/V)	622.	731.	843.	1,137.

Order Code

Example:

Application Notes

Template depth worksurfaces are designed to mount perpendicular to worksurface shelves whose width matches that of the worksurface's depth.

Pedestal depth worksurfaces matches standard system worksurface depths (actual minus 1/2") and may mount to worksurface shelves whose width is a least 6" wider than the depth of the perpendicular worksurface.

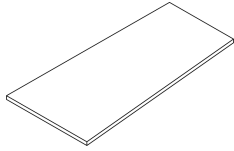
Worksurface mounts to a perpendicular worksurface shelf with a flat bracket (ordered separately).

Worksurface will only mount to a perpendicular worksurface shelf.

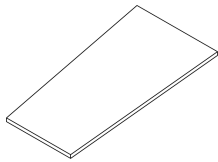
Trapezoid Worksurfaces

18"/24" d and 24"/18" d

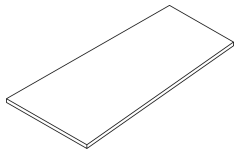
description	w	d	h	pattern no.	laminate	V1	V2	V3
Trapezoid worksurface, 18"/24"d	48"	16"/22"	1 1/4"	BW1T481824T(L/V)	\$432.	\$475.	\$547.	\$736.
Template depth	54"	16"/22"	1 1/4"	BW1T541824T(L/V)	444.	489.	562.	760.
	60"	16"/22"	1 1/4"	BW1T601824T(L/V)	457.	503.	579.	781.
	72"	16"/22"	1 1/4"	BW1T721824T(L/V)	544.	597.	686.	926.



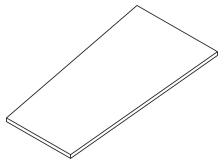
Trapezoid worksurface, 24"/18"d	48"	22"/16"	1 1/4"	BW1T482418T(L/V)	432.	475.	547.	736.
Template depth	54"	22"/16"	1 1/4"	BW1T542418T(L/V)	444.	489.	562.	760.
	60"	22"/16"	1 1/4"	BW1T602418T(L/V)	457.	503.	579.	781.
	72"	22"/16"	1 1/4"	BW1T722418T(L/V)	544.	597.	686.	926.



Trapezoid worksurface, 18"/24"d	48"	17 1/2"/23 1/2"	1 1/4"	BW1T481824P(L/V)	432.	475.	547.	736.
Pedestal depth	54"	17 1/2"/23 1/2"	1 1/4"	BW1T541824P(L/V)	444.	489.	562.	760.
	60"	17 1/2"/23 1/2"	1 1/4"	BW1T601824P(L/V)	457.	503.	579.	781.
	72"	17 1/2"/23 1/2"	1 1/4"	BW1T721824P(L/V)	544.	597.	686.	926.



Trapezoid worksurface, 24"/18"d	18"	23 1/2"/17 1/2"	1 1/4"	BW1T482418P(L/V)	432.	475.	547.	736.
Pedestal depth	54"	23 1/2"/17 1/2"	1 1/4"	BW1T542418P(L/V)	444.	489.	562.	760.
	60"	23 1/2"/17 1/2"	1 1/4"	BW1T602418P(L/V)	457.	503.	579.	781.
	72"	23 1/2"/17 1/2"	1 1/4"	BW1T722418P(L/V)	544.	597.	686.	926.



Order Code

Example:

Application Notes

Template depth worksurfaces are designed to mount perpendicular to worksurface shelves whose width matches that of the worksurface's depth.

Pedestal depth worksurfaces matches standard system worksurface depths (actual minus 1/2") and may mount to worksurface shelves whose width is a least 6" wider than the depth of the perpendicular worksurface.

Worksurface mounts to a perpendicular worksurface shelf with a flat bracket (ordered separately).

Worksurface will only mount to a perpendicular worksurface shelf.

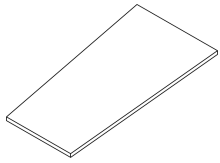
Trapezoid worksurface depths are configured left to right from the user edge.

The user edge is the angled edge. The back edge is perpendicular to both ends.

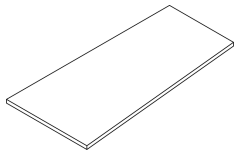
Trapezoid Worksurfaces

24/30" d and 30"/24" d

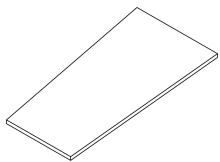
description	w	d	h	pattern no.	laminate	V1	V2	V3
Trapezoid worksurface, 24"/30"d	48"	22"/28"	1 1/4"	BW1T482430T(L/V)	\$523.	\$577.	\$662.	\$893.
Template depth	54"	22"/28"	1 1/4"	BW1T542430T(L/V)	541.	594.	683.	922.
	60"	22"/28"	1 1/4"	BW1T602430T(L/V)	555.	610.	701.	946.
	72"	22"/28"	1 1/4"	BW1T722430T(L/V)	580.	638.	732.	990.



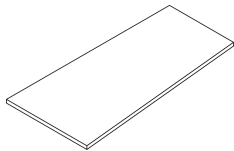
Trapezoid worksurface, 30"/24"d	48"	28"/22"	1 1/4"	BW1T483024T(L/V)	523.	577.	662.	893.
Template depth	54"	28"/22"	1 1/4"	BW1T543024T(L/V)	541.	594.	683.	922.
	60"	28"/22"	1 1/4"	BW1T603024T(L/V)	555.	610.	701.	946.
	72"	28"/22"	1 1/4"	BW1T723024T(L/V)	580.	638.	732.	990.



Trapezoid worksurface, 24"/30"d	48"	23 1/2"/29 1/2"	1 1/4"	BW1T482430P(L/V)	523.	577.	662.	893.
Pedestal depth	54"	23 1/2"/29 1/2"	1 1/4"	BW1T542430P(L/V)	541.	594.	683.	922.
	60"	23 1/2"/29 1/2"	1 1/4"	BW1T602430P(L/V)	555.	610.	701.	946.
	72"	23 1/2"/29 1/2"	1 1/4"	BW1T722430P(L/V)	580.	638.	732.	990.



Trapezoid worksurface, 30"/24"d	48"	29 1/2"/23 1/2"	1 1/4"	BW1T483024P(L/V)	523.	577.	662.	893.
Pedestal depth	54"	29 1/2"/23 1/2"	1 1/4"	BW1T543024P(L/V)	541.	594.	683.	922.
	60"	29 1/2"/23 1/2"	1 1/4"	BW1T603024P(L/V)	555.	610.	701.	946.
	72"	29 1/2"/23 1/2"	1 1/4"	BW1T723024P(L/V)	580.	638.	732.	990.



Order Code

Example:

Application Notes

Template depth worksurfaces are designed to mount perpendicular to worksurface shelves whose width matches that of the worksurface's depth.

Pedestal depth worksurfaces matches standard system worksurface depths (actual minus 1/2") and may mount to worksurface shelves whose width is a least 6" wider than the depth of the perpendicular worksurface.

Worksurface mounts to a perpendicular worksurface shelf with a flat bracket (ordered separately).

Worksurface will only mount to a perpendicular worksurface shelf.

Trapezoid worksurface depths are configured left to right from the user edge.

The user edge is the angled edge. The back edge is perpendicular to both ends.

120° Worksurfaces

24" d

Template

description	w	d	h	pattern no.	laminate	V1	V2	V3
120° worksurface, 24"d, left hand	54"	22"	1 1/4"	BW1SL5424T(L/V)	\$397.	\$1,270.	\$1,462.	\$1,975.
Template depth	60"	22"	1 1/4"	BW1SL6024T(L/V)	412.	1,319.	1,517.	2,049.



120° worksurface, 24"d, right hand	54"	22"	1 1/4"	BW1SR5424T(L/V)	397.	1,270.	1,462.	1,975.
Template depth	60"	22"	1 1/4"	BW1SR6024T(L/V)	412.	1,319.	1,517.	2,049.



Order Code

Example:

Application Notes

Template depth worksurfaces are designed to mount perpendicular to worksurface shelves whose width matches that of the worksurface's depth.

Pedestal depth worksurface matches standard system worksurface depths (actual minus 1/2") and may mount to worksurface shelves whose width is at least 6" wider than the depth of the perpendicular worksurface.

Worksurface mounts to a perpendicular worksurface shelf with a flat bracket (ordered separately).

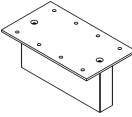


Worksurface will only mount to a perpendicular worksurface shelf.

Width is that of straight back edge.

120° worksurface requires two columns for proper support on non-flat bracketed end.

Support Brackets and Support Legs

Template

description	w	d	h	pattern no.	P1	P2	P3
Credenza spacer 			4 ³ / ₄ "	BW1CSB	\$140.	\$155.	\$161.
Flat bracket, single, black only 	18"			BW1FB18	34.		
	24"			BW1FB24	36.		
	30"			BW1FB30	38.		
Flat bracket, package of 10, black only	18"			BW1FB1810	271.		
	24"			BW1FB2410	286.		
	30"			BW1FB3010	302.		
Support column, round, black only 	3"			BW1SCR	228.		
Support leg, pedestal depth	17 ¹ / ₂ "	1 ¹ / ₈ "	27 ³ / ₁₆ "	BW1SL18P	341.	375.	391.
	23 ¹ / ₂ "	1 ¹ / ₈ "	27 ³ / ₁₆ "	BW1SL24P	351.	386.	405.
	29 ¹ / ₂ "	1 ¹ / ₈ "	27 ³ / ₁₆ "	BW1SL30P	364.	399.	417.
	35 ¹ / ₂ "	1 ¹ / ₈ "	27 ³ / ₁₆ "	BW1SL36P	373.	410.	428.
Support leg, Template depth	16"	1 ¹ / ₈ "	27 ³ / ₁₆ "	BW1SL18T	341.	375.	391.
	22"	1 ¹ / ₈ "	27 ³ / ₁₆ "	BW1SL24T	351.	386.	405.
	28"	1 ¹ / ₈ "	27 ³ / ₁₆ "	BW1SL30T	364.	399.	417.
	34"	1 ¹ / ₈ "	27 ³ / ₁₆ "	BW1SL36T	373.	410.	428.

Order Code

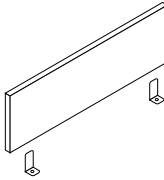
Application Notes

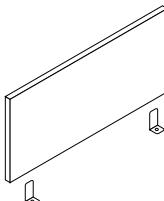
Example:

Credenza spacer supports a worksurface mounted to a credenza height worksurface shelf or to the top of a credenza height unit.

Flat bracket supports worksurface to perpendicular worksurface shelf and must match the depth of the worksurface.

Support leg supports either rectangular or trapezoid shape worksurface.

description	w	d	h	pattern no.	10	15	20	25	30	35	40	45
Worksurface privacy screen, 15" 	30"		15"	BC1PS1530	\$215.	\$242.	\$249.	n/a	\$272.	\$289.	\$306.	\$339.
	36"		15"	BC1PS1536	258.	280.	289.	n/a	316.	332.	348.	375.
	42"		15"	BC1PS1542	316.	332.	341.	n/a	376.	399.	409.	437.
	48"		15"	BC1PS1548	355.	369.	380.	n/a	418.	439.	468.	499.
	54"		15"	BC1PS1554	415.	428.	438.	n/a	484.	510.	529.	562.
	60"		15"	BC1PS1560	456.	465.	481.	n/a	527.	556.	590.	624.
	66"		15"	BC1PS1566	*	*	*	*	*	*	*	*
	72"		15"	BC1PS1572	*	*	*	*	*	*	*	*
	78"		15"	BC1PS1578	*	*	*	*	*	*	*	*

Worksurface privacy screen, 22" 	30"		22"	BC1PS2230	335.	351.	360.	n/a	400.	417.	429.	456.
	36"		22"	BC1PS2236	413.	428.	438.	n/a	483.	509.	518.	536.
	42"		22"	BC1PS2242	475.	483.	499.	n/a	550.	575.	610.	639.
	48"		22"	BC1PS2248	556.	557.	574.	n/a	635.	667.	678.	737.
	54"		22"	BC1PS2254	611.	612.	635.	n/a	702.	737.	747.	788.
	60"		22"	BC1PS2260	650.	681.	702.	n/a	775.	813.	820.	849.
	66"		22"	BC1PS2266	*	*	*	*	*	*	*	*
	72"		22"	BC1PS2272	*	*	*	*	*	*	*	*
	78"		22"	BC1PS2278	*	*	*	*	*	*	*	*

Order Code

Application Notes

Example:

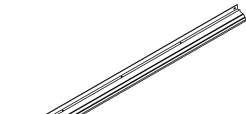
Worksurface privacy screens mount to the back side of worksurfaces via brackets that mount to the underside of the worksurface.

Privacy screens are available in Morrison panel approved fabrics only.

15" h screens line up just above 42" h units.

22" h screens line up just above 50" h units.

*Screens 66" w and wider are available with fabric railroaded to fit the screens' width. Please contact Knoll Custom Product Development to establish pattern numbers.

description	w	d	h	pattern no.	list	P1	P2	P3
Installation kit				BC1INSTALL	\$64.			
End panel to Div. Hor. panel tie bar				BC1TDBAR	22.			
End panel to Div. Hor. panel brackets				BC1EPDPB(L/R)	27.			
Dividends Horizon panel to Template worksurface bracket				BC1PWS(L/R)	27.			
Coat hook, package of 10, chrome only				BC1CH10	61.			
Pencil tray holder, single includes painted holder and black pencil tray	12"	4"	3/4"	BC1PTH1		69.	75.	79.
Pencil tray holder, package of 4 includes painted holder and black pencil tray	12"	4"	3/4"	BC1PTH4		135.	149.	156.
Pencil tray holder, package of 8 includes painted holder and black pencil tray	12"	4"	3/4"	BC1PTH8		224.	246.	256.
Markerboard Tray 	24"			BC1MBTRAY24	65.			
	30"			BC1MBTRAY30	69.			
	36"			BC1MBTRAY36	73.			
	42"			BC1MBTRAY42	78.			
	48"			BC1MBTRAY48	81.			

Order Code

Application Information

Example:

Installation kit contains the following:

- Printed instruction manual
- Drill templates
- Glide wrench

The end panel to Div. Hor. Tie bar allows on- or off-module attachments of a Div. Hor. panel of any width to a Template end panel that is the same height or taller than the Div. Hor. panel.

End panel to Dividends Horizon panel brackets include an upper and lower bracket that attaches a Template end panel to the right or left side of any standard Dividends Horizon panel 42" h or taller that is the same height or taller than the end panel.

Dividends Horizon panel to Template worksurface bracket stabilizes a panel to a Template worksurface or top to credenza or worksurface height.

Coat hook mounts to inside of end or mid panel.

Pencil tray holder attaches to the slotted side(s) of either an end or mid panel.

Pencil tray holder is painted steel and comes with black pencil tray.

Markerboard tray may be positioned at worksurface height only between a 28" h full back below it and a mid or upper back above it. Tray and backs must be the same width.

description	type	w	d	h	pattern no.	list	P1	P2	P3
Box drawer partition, package of 6, black only			12"	6"	BD1BPAR6	\$44.			
File drawer partition, package of 6, black only			12"	12"	BD1FPAR6	87.			
Counterbalance Kit		18"	15"		BD1CBK18	147.			
		24"	15"		BD1CBK24	174.			
		30"	15"		BD1CBK30	209.			
		36"	15"		BD1CBK36	241.			
		42"	15"		BD1CBK42	272.			
		48"	15"		BD1CBK48	302.			
Pencil tray, single	black	12"	4"	3/4"	BC1PT1N	46.			
	clear	12"	4"	3/4"	BC1PT1C	53.			
Pencil tray, package of 4	black	12"	4"	3/4"	BC1PT4N	68.			
	clear	12"	4"	3/4"	BC1PT4C	81.			
Pencil tray, package of 8	black	12"	4"	3/4"	BC1PT8N	171.			
	clear	12"	4"	3/4"	BC1PT8C	205.			

Order Code

Application Information

Example: _____

Pencil tray works side-to-side in either a box or file drawer or front-to-back in box or file drawers utilizing drawer partitions.

Counterbalance kit must be specified for single width units up to 48" w that utilize a drawer kit and are not already ganged to a wall or another unit.

description	w	d	h	pattern no.	list	P1	P2	P3
Shelf space filler, deep (package of 5) for use with painted back and no inside insert	15"	3/4"	1 1/16"	BC1SHFP15		\$137.	\$150.	\$158.
	18"	3/4"	1 1/16"	BC1SHFP18		140.	155.	161.
	23"	3/4"	1 1/16"	BC1SHFP23		141.	156.	163.
	24"	3/4"	1 1/16"	BC1SHFP24		141.	156.	163.
	29"	3/4"	1 1/16"	BC1SHFP29		146.	161.	168.
	30"	3/4"	1 1/16"	BC1SHFP30		146.	161.	168.
	36"	3/4"	1 1/16"	BC1SHFP36		168.	184.	194.
	42"	3/4"	1 1/16"	BC1SHFP42		171.	187.	197.
	48"	3/4"	1 1/16"	BC1SHFP48		173.	192.	200.
Shelf space filler, narrow (package of 5) for use with painted back and inside insert or fabric back with not inside insert	15"	5/16"	1 1/16"	BC1SHFF15		137.	151.	158.
	18"	5/16"	1 1/16"	BC1SHFF18		141.	157.	163.
	23"	5/16"	1 1/16"	BC1SHFF23		144.	160.	167.
	24"	5/16"	1 1/16"	BC1SHFF24		144.	160.	167.
	29"	5/16"	1 1/16"	BC1SHFF29		149.	164.	171.
	30"	3/4"	1 1/16"	BC1SHFF30		149.	164.	171.
	36"	3/4"	1 1/16"	BC1SHFF36		170.	186.	196.
	42"	3/4"	1 1/16"	BC1SHFF42		174.	192.	200.
	48"	3/4"	1 1/16"	BC1SHFF48		178.	197.	205.
Slotted Shelf Partition (package of 4)		13"	9"	BC1SSPAR4		90.	99.	103.
Slotted Shelf Partition (package of 8)		13"	9"	BC1SSPAR8		134.	147.	155.
Worksurface shelf grommet, package of 10, field installed				BC1WSHKGROM10	53.			



Order Code

Example:

Application Information

Shelf space filler (deep) fills the space at the back of a shelf when utilized with a painted back and no inside inserts.

Shelf space filler (narrow) fills the space at the back of a shelf when utilized with a painted back and inside insert or a fabric back with no inside insert.

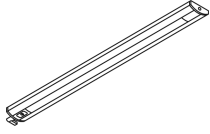
Shelf space filler works with standard shelves or one sided worksurface shelves only.

Slotted shelf partitions are utilized with slotted shelves only to divide space for tab file storage or binder separation/support.

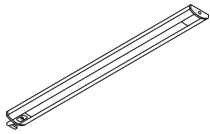
Worksurface shelf grommet is field installed to provide additional wire management.

Grommet has a 2" diameter cover with 1 1/2" interior access.

description	type	w	d	h	pattern no.	list
LED Task Light (for use with steel shelves and tops only)	Use with 24" and wider overheads (3 LED's)	19"	2"	5/8"	BL3L193M	\$302.
	Use with 24" and wider overheads (6 LED's)	19"	2"	5/8"	BL3L196M	382.
	Use with 24" and wider overheads (9 LED's)	19"	2"	5/8"	BL3L199M	519.
	Use with 42" and wider overheads (6 LED's)	37"	2"	5/8"	BL3L376M	610.
	Use with 42" and wider overheads (12 LED's)	37"	2"	5/8"	BL3L3712M	689.
	Use with 42" and wider overheads (18 LED's)	37"	2"	5/8"	BL3L3718M	854.



LED Task Light (for use with wood shelves and tops only)	Use with 24" and wider overheads (3 LED's)	19"	2"	5/8"	BL3L193W	302.
	Use with 24" and wider overheads (6 LED's)	19"	2"	5/8"	BL3L196W	382.
	Use with 24" and wider overheads (9 LED's)	19"	2"	5/8"	BL3L199W	519.
	Use with 42" and wider overheads (6 LED's)	37"	2"	5/8"	BL3L376W	610.
	Use with 42" and wider overheads (12 LED's)	37"	2"	5/8"	BL3L3712W	689.
	Use with 42" and wider overheads (18 LED's)	37"	2"	5/8"	BL3L3718W	854.



Order Code

LED Task Light	
Example:	BL3L193M
BL3	Task Light
L	LED
19	Width
3	# of LED's
M	Metal Overhead Attachment

Application Information

T5 Task Lights:
 120v and includes T5 cool white (4100K) fluorescent lamp, electronic ballast, 9' grounded cordset, prismatic lens, rocker switch, one cord exit management clip and mounting hardware. Housings are black.

LED Task Lights:
 Includes LED's, power supply with 12' cord and mounting hardware. Housings are clear anodized aluminum with grey color end-caps.

T5 Task Lights:
 Specify suffix -CH and add \$45 list for City of Chicago installations. Example: DL3T5E25S-CH

Cordset is center exit. On smaller units cord exit is off-center, but still not handed.

T5 advanced task lights are fitted with ballasts and lamps compliant with LEED requirements, meeting the LEED EB standard for mercury content.

LED Task Lights:
 Power cord is able to attach to either end of fixture.

Notes:
 All task lights mount into the recess in the underside of overhead cabinets and shelves at least 6" wider than task light width.

All task lights are TCLP compliant and meet requirements of California Title 20 and Title 24.

Wall Mounting Suggestions

The following information is provided only as a guide, and represents minimum recommendations only. Knoll does not accept responsibility for the attachment of any Knoll product to a Customer's site wall. Wall specification/construction is the responsibility of the Customer and its structural engineer/architect. Failure to properly attach Knoll products to adequate wall structures can lead to property damage and/or personal injury.

You should consult your own structural engineers and/or architects and must not rely on the information provided herein.

It is the responsibility of the Customer and its structural engineers/architects to verify that the permanent structural walls (studs, blocks, solid masonry, etc.) on which the Knoll products are intended to be mounted are designed appropriately to support the product weight, PLUS 3 lbs. per linear inch for each useable shelf length

NOTE: A cabinet's top is considered a "useable shelf" and MUST be included in the calculation of the total load for an overhead cabinet.

It is the responsibility of the Customer and its structural engineer/architects to specify the fasteners and method for attaching the Knoll supplied wall mounting cleat, bracket, frame, etc. to the supporting wall and to confirm that the installers have adhered to these specifications. For all local building standards and codes, and additional requirements (including, but not limited to, seismic conditions) the Customer should always consult local code agencies.

	EXISTING CONSTRUCTION					
	NEW CONSTRUCTION	Cinder Block or Poured Concrete Masonry Wall	Wood Stud Wall, the studs being FULL HEIGHT to the roof/floor above	Wood Stud Wall, the studs being only Ceiling Height	Steel Stud Wall, the studs being FULL HEIGHT to the roof/floor above	Steel Stud Wall, the studs being only Ceiling Height
Stud Specification	Wood studs, grade #2 or better, 3 1/2" minimum width, OR Metal studs, minimum 25 gage thickness, 3 5/8" minimum width	The wall must be a minimum of 6" thick, and must be full height to the roof/ floor structure above	Wood studs must be Grade #2, or better, 3 1/2" minimum width	Wood studs must be Grade #2, or better, 3 1/2" minimum width	Metal studs must be minimum 25 gage thickness, 3 5/8" minimum width	Metal studs must be minimum 25 gage thickness, 3 5/8" minimum width
Stud Centers	Metal and wood studs must be spaced at 16" c/c maximum	N/A	Wood studs must be spaced at 16" c/c maximum	Wood studs must be spaced at 16" c/c maximum"	Metal studs must be spaced at 16" c/c maximum	Metal studs must be spaced at 16" c/c maximum
Stud Height	Metal and wood studs must extend upwards, and be securely attached to the roof/ floor structure above			Wood studs must be braced above the ceiling, and be securely attached to the roof/floor structure above Affix #2 grade 'cap' across the top of the studs, then place diagonal studs from the top cap up to underside of the roof/ floor structure above		Metal studs must be braced above the ceiling, and be securely attached to the roof/floor structure above Affix metal bracing 'cap' across the top of the studs, then place diagonal studs from the top cap up to underside of the roof / floor structure above
Mounting the Knoll Supplied Cleat, Bracket, Frame, etc*	Insert a 2" X 6" wood block, #2 grade or better, [or a Danback™ flexible wood backing system] horizontally between each of the studs to accommodate the full width of the cabinet, and beyond to the next stud. Fasten the wood block to each stud using three screws at the ends of each block. (Fasten the Danback™ as directed by the manufacturer) Fasten the Knoll supplied wall mounting cleat, bracket, frame, etc directly to each wood block every 6" For wall mounting structures that have a rectangular frame-like configuration: fasten the top horizontal element of the frame to the wood blocking every 6", and fasten the lower horizontal element to each wall stud, using one fastener per stud.	Fasten the Knoll supplied cabinet wall mounting cleat, bracket, frame, etc. directly to the masonry wall every 6" For wall mounting structures that have a rectangular frame-like configuration: fasten the top horizontal element of the frame to the wall every 6", and fasten the lower horizontal element to the wall every 16"	In the desired location of the cabinet mounting rail, remove an 8" high section of drywall the width of the cabinet, and beyond to the next stud. Insert a 2" X 6" wood block, #2 grade or better, horizontally between each of the exposed studs. Fasten the wood block to each stud using three screws at the ends of each block. Replace the drywall and repair as desired. Fasten the Knoll supplied wall mounting cleat, rail, frame, etc directly to the wood block every 6" For wall mounting structures that have a rectangular frame-like configuration: fasten the top horizontal element of the frame to the wood blocking every 6", and fasten the lower horizontal element to each wall stud, using one fastener per stud.	In the desired location of the cabinet mounting rail, remove an 8" high section of drywall the width of the cabinet, and beyond to the next stud. Insert a 2" X 6" wood block, #2 grade or better, horizontally between each of the exposed studs. Fasten the wood block to each stud using three screws at the ends of each block. Replace the drywall and repair as desired. Fasten the Knoll supplied wall mounting cleat, rail, frame, etc directly to the wood block every 6" For wall mounting structures that have a rectangular frame-like configuration: fasten the top horizontal element of the frame to the wood blocking every 6", and fasten the lower horizontal element to each wall stud, using one fastener per stud.	In the desired location of the cabinet mounting rail, remove an 8" high section of drywall the width of the cabinet, and beyond to the next stud. Insert a 2" X 6" wood block, #2 grade or better, [or a Danback™ flexible wood backing system] horizontally between each of the exposed studs. Fasten the wood block to each stud using three screws at the ends of each block. Replace the drywall and repair as desired. Fasten the Knoll supplied wall mounting cleat, rail, frame, etc directly to the wood block every 6" For wall mounting structures that have a rectangular frame-like configuration: fasten the top horizontal element of the frame to the wood blocking every 6", and fasten the lower horizontal element to each wall stud, using one fastener per stud.	In the desired location of the cabinet mounting rail, remove an 8" high section of drywall the width of the cabinet, and beyond to the next stud. Insert a 2" X 6" wood block, #2 grade or better, [or a Danback™ flexible wood backing system] horizontally between each of the exposed studs. Fasten the wood block to each stud using three screws at the ends of each block. Replace the drywall and repair as desired. Fasten the Knoll supplied wall mounting cleat, rail, frame, etc directly to the wood block every 6" For wall mounting structures that have a rectangular frame-like configuration: fasten the top horizontal element of the frame to the wood blocking every 6", and fasten the lower horizontal element to each wall stud, using one fastener per stud.
*Graham Wall Hung Shelf	The Graham Wall Hung Shelf Bracket (and others like it) requires full support behind the full height of the bracket This should be accomplished by insertion of additional 2"X 6" wood blocking between the studs as defined above	Fasten the Knoll supplied wall mounting brackets directly to the masonry wall, using the holes provided in each bracket	The Graham Wall Hung Shelf Bracket (and others like it) requires full support behind the full height of the bracket This should be accomplished by insertion of additional 2"X 6" wood blocking between the studs as defined above	The Graham Wall Hung Shelf Bracket (and others like it) requires full support behind the full height of the bracket This should be accomplished by insertion of additional 2"X 6" wood blocking between the studs as defined above	The Graham Wall Hung Shelf Bracket (and others like it) requires full support behind the full height of the bracket This should be accomplished by insertion of additional 2"X 6" wood blocking between the studs as defined above	The Graham Wall Hung Shelf Bracket (and others like it) requires full support behind the full height of the bracket This should be accomplished by insertion of additional 2"X 6" wood blocking between the studs as defined above
Fasten the Knoll supplied wall cleat with...	#10 x 2 1/2" Grabber Woodys Screws or equiv. @ 6" c/c, screwed directly into the wood blocking	3/16" x 3 1/2" Tapcon Masonry Screws or equiv. @ 6" c/c with 1-1/4" embedment, screwed directly into the masonry wall	#10 x 2 1/2" Grabber Woodys Screws or equiv. @ 6" c/c, screwed directly into the wood blocking	#10 x 2 1/2" Grabber Woodys Screws or equiv. @ 6" c/c, screwed directly into the wood blocking	#10 x 2 1/2" Grabber Woodys Screws or equiv. @ 6" c/c, screwed directly into the wood blocking	#10 x 2 1/2" Grabber Woodys Screws or equiv. @ 6" c/c, screwed directly into the wood blocking

Alpha-Numeric Index

<i>pattern no.</i>	<i>page</i>	<i>pattern no.</i>	<i>page</i>	<i>pattern no.</i>	<i>page</i>	<i>pattern no.</i>	<i>page</i>
BB1MBK1218F	42	BB1MBK641542CP	39	BB1MBK711536WF	44	BB1MBK782030WP	41
BB1MBK1218P	38	BB1MBK641542WF	43	BB1MBK711536WP	40	BB1MBK782036CF	45
BB1MBK1224F	42	BB1MBK641542WP	39	BB1MBK711542CF	44	BB1MBK782036CP	41
BB1MBK1224P	38	BB1MBK641548CF	43	BB1MBK711542CP	40	BB1MBK782036WF	45
BB1MBK1230F	42	BB1MBK641548CP	39	BB1MBK711542WF	44	BB1MBK782036WP	41
BB1MBK1230P	38	BB1MBK641548WF	43	BB1MBK711542WP	40	BB1MBK782042CF	45
BB1MBK1236F	42	BB1MBK641548WP	39	BB1MBK711548CF	44	BB1MBK782042CP	41
BB1MBK1236P	38	BB1MBK641560CF	43	BB1MBK711548CP	40	BB1MBK782042WF	45
BB1MBK1242F	42	BB1MBK641560CP	39	BB1MBK711548WF	44	BB1MBK782042WP	41
BB1MBK1242P	38	BB1MBK641560WF	43	BB1MBK711548WP	40	BB1MBK782048CF	45
BB1MBK1248F	42	BB1MBK641560WP	39	BB1MBK711560CF	44	BB1MBK782048CP	41
BB1MBK1248P	38	BB1MBK641572CF	43	BB1MBK711560CP	40	BB1MBK782048WF	45
BB1MBK571518CF	42	BB1MBK641572CP	39	BB1MBK711560WF	44	BB1MBK782048WP	41
BB1MBK571518CP	38	BB1MBK641572WF	43	BB1MBK711560WP	40	BB1MBK782060CF	45
BB1MBK571518WF	42	BB1MBK641572WP	39	BB1MBK711572CF	44	BB1MBK782060CP	41
BB1MBK571518WP	38	BB1MBK642018CF	43	BB1MBK711572CP	40	BB1MBK782060WF	45
BB1MBK571524CF	42	BB1MBK642018CP	39	BB1MBK711572WF	44	BB1MBK782060WP	41
BB1MBK571524CP	38	BB1MBK642018WF	43	BB1MBK711572WP	40	BB1MBK782072CF	45
BB1MBK571524WF	42	BB1MBK642018WP	39	BB1MBK712018CF	44	BB1MBK782072CP	41
BB1MBK571524WP	38	BB1MBK642024CF	43	BB1MBK712018CP	40	BB1MBK782072WF	45
BB1MBK571530CF	42	BB1MBK642024CP	39	BB1MBK712018WF	44	BB1MBK782072WP	41
BB1MBK571530CP	38	BB1MBK642024WF	43	BB1MBK712018WP	40	BB1UBK1418F	33
BB1MBK571530WF	42	BB1MBK642024WP	39	BB1MBK712024CF	44	BB1UBK1418P	30
BB1MBK571530WP	38	BB1MBK642030CF	43	BB1MBK712024CP	40	BB1UBK1424F	33
BB1MBK571536CF	42	BB1MBK642030CP	39	BB1MBK712024WF	44	BB1UBK1424P	30
BB1MBK571536CP	38	BB1MBK642030WF	43	BB1MBK712024WP	40	BB1UBK1430F	33
BB1MBK571536WF	42	BB1MBK642030WP	39	BB1MBK712030CF	44	BB1UBK1430P	30
BB1MBK571536WP	38	BB1MBK642036CF	43	BB1MBK712030CP	40	BB1UBK1436F	33
BB1MBK571542CF	42	BB1MBK642036CP	39	BB1MBK712030WF	44	BB1UBK1436P	30
BB1MBK571542CP	38	BB1MBK642036WF	43	BB1MBK712030WP	40	BB1UBK1442F	33
BB1MBK571542WF	42	BB1MBK642036WP	39	BB1MBK712036CF	44	BB1UBK1442P	30
BB1MBK571542WP	38	BB1MBK642042CF	43	BB1MBK712036CP	40	BB1UBK1448F	33
BB1MBK571548CF	42	BB1MBK642042CP	39	BB1MBK712036WF	44	BB1UBK1448P	30
BB1MBK571548CP	38	BB1MBK642042WF	43	BB1MBK712036WP	40	BB1UBK1518F	33
BB1MBK571548WF	42	BB1MBK642042WP	39	BB1MBK712042CF	44	BB1UBK1518P	30
BB1MBK571548WP	38	BB1MBK642048CF	43	BB1MBK712042CP	40	BB1UBK1524F	33
BB1MBK571560CF	42	BB1MBK642048CP	39	BB1MBK712042WF	44	BB1UBK1524P	30
BB1MBK571560CP	38	BB1MBK642048WF	43	BB1MBK712042WP	40	BB1UBK1530F	33
BB1MBK571560WF	42	BB1MBK642048WP	39	BB1MBK712048CF	44	BB1UBK1530P	30
BB1MBK571560WP	38	BB1MBK642060CF	43	BB1MBK712048CP	40	BB1UBK1536F	33
BB1MBK571572CF	42	BB1MBK642060CP	39	BB1MBK712048WF	44	BB1UBK1536P	30
BB1MBK571572CP	38	BB1MBK642060WF	43	BB1MBK712048WP	40	BB1UBK1542F	33
BB1MBK571572WF	42	BB1MBK642060WP	39	BB1MBK712060CF	44	BB1UBK1542P	30
BB1MBK571572WP	38	BB1MBK642072CF	43	BB1MBK712060CP	40	BB1UBK1548F	33
BB1MBK641518CF	43	BB1MBK642072CP	39	BB1MBK712060WF	44	BB1UBK1548P	30
BB1MBK641518CP	39	BB1MBK642072WF	43	BB1MBK712060WP	40	BB1UBK1560F	33
BB1MBK641518WF	43	BB1MBK642072WP	39	BB1MBK712072CF	44	BB1UBK1560P	30
BB1MBK641518WP	39	BB1MBK711518CF	44	BB1MBK712072CP	40	BB1UBK1572F	33
BB1MBK641524CF	43	BB1MBK711518CP	40	BB1MBK712072WF	44	BB1UBK1572P	30
BB1MBK641524CP	39	BB1MBK711518WF	44	BB1MBK712072WP	40	BB1UBK2018F	34
BB1MBK641524WF	43	BB1MBK711518WP	40	BB1MBK782018CF	45	BB1UBK2018P	30
BB1MBK641524WP	39	BB1MBK711524CF	44	BB1MBK782018CP	41	BB1UBK2024F	34
BB1MBK641530CF	43	BB1MBK711524CP	40	BB1MBK782018WF	45	BB1UBK2024P	30
BB1MBK641530CP	39	BB1MBK711524WF	44	BB1MBK782018WP	41	BB1UBK2030F	34
BB1MBK641530WF	43	BB1MBK711524WP	40	BB1MBK782024CF	45	BB1UBK2030P	30
BB1MBK641530WP	39	BB1MBK711530CF	44	BB1MBK782024CP	41	BB1UBK2036F	34
BB1MBK641536CF	43	BB1MBK711530CP	40	BB1MBK782024WF	45	BB1UBK2036P	30
BB1MBK641536CP	39	BB1MBK711530WF	44	BB1MBK782024WP	41	BB1UBK2042F	34
BB1MBK641536WF	43	BB1MBK711530WP	40	BB1MBK782030CF	45	BB1UBK2042P	30
BB1MBK641536WP	39	BB1MBK711536CF	44	BB1MBK782030CP	41	BB1UBK2048F	34
BB1MBK641542CF	43	BB1MBK711536CP	40	BB1MBK782030WF	45	BB1UBK2048P	30

<i>pattern no.</i>	<i>page</i>	<i>pattern no.</i>	<i>page</i>	<i>pattern no.</i>	<i>page</i>	<i>pattern no.</i>	<i>page</i>
BB1UBK2060F	34	BB1UBK4218P	32	BB2FBK2536F	23	BB2FBK6415P	22
BB1UBK2060P	30	BB1UBK4224F	37	BB2FBK2536P	20	BB2FBK6418F	25
BB1UBK2072F	34	BB1UBK4224P	32	BB2FBK2542F	23	BB2FBK6418P	22
BB1UBK2072P	30	BB1UBK4230F	37	BB2FBK2542P	20	BB2FBK6424F	25
BB1UBK2218F	34	BB1UBK4230P	32	BB2FBK2548F	23	BB2FBK6424P	22
BB1UBK2218P	30	BB1UBK4236F	37	BB2FBK2548P	20	BB2FBK6430F	25
BB1UBK2224F	34	BB1UBK4236P	32	BB2FBK2818F	23	BB2FBK6430P	22
BB1UBK2224P	30	BB1UBK4242F	37	BB2FBK2818P	20	BB2FBK6436F	25
BB1UBK2230F	34	BB1UBK4242P	32	BB2FBK2823F	23	BB2FBK6436P	22
BB1UBK2230P	30	BB1UBK4248F	37	BB2FBK2823P	20	BB2FBK6442F	25
BB1UBK2236F	34	BB1UBK4248P	32	BB2FBK2824F	23	BB2FBK6442P	22
BB1UBK2236P	30	BB1UBK4318F	37	BB2FBK2824P	20	BB2FBK6448F	25
BB1UBK2242F	34	BB1UBK4318P	32	BB2FBK2829F	23	BB2FBK6448P	22
BB1UBK2242P	30	BB1UBK4324F	37	BB2FBK2829P	20	BB2FBK7115F	25
BB1UBK2248F	34	BB1UBK4324P	32	BB2FBK2830F	23	BB2FBK7115P	22
BB1UBK2248P	30	BB1UBK4330F	37	BB2FBK2830P	20	BB2FBK7118F	25
BB1UBK2818F	35	BB1UBK4330P	32	BB2FBK2836F	23	BB2FBK7118P	22
BB1UBK2818P	31	BB1UBK4336F	37	BB2FBK2836P	20	BB2FBK7124F	25
BB1UBK2824F	35	BB1UBK4336P	32	BB2FBK2842F	23	BB2FBK7124P	22
BB1UBK2824P	31	BB1UBK4342F	37	BB2FBK2842P	20	BB2FBK7130F	25
BB1UBK2830F	35	BB1UBK4342P	32	BB2FBK2848F	23	BB2FBK7130P	22
BB1UBK2830P	31	BB1UBK4348F	37	BB2FBK2848P	20	BB2FBK7136F	25
BB1UBK2836F	35	BB1UBK4348P	32	BB2FBK4215F	23	BB2FBK7136P	22
BB1UBK2836P	31	BB1UBK4918F	37	BB2FBK4215P	20	BB2FBK7142F	25
BB1UBK2842F	35	BB1UBK4918P	32	BB2FBK4218F	23	BB2FBK7142P	22
BB1UBK2842P	31	BB1UBK4924F	37	BB2FBK4218P	20	BB2FBK7148F	25
BB1UBK2848F	35	BB1UBK4924P	32	BB2FBK4224F	23	BB2FBK7148P	22
BB1UBK2848P	31	BB1UBK4930F	37	BB2FBK4224P	20	BB2FBK7818F	25
BB1UBK2918F	35	BB1UBK4930P	32	BB2FBK4230F	23	BB2FBK7818P	22
BB1UBK2918P	31	BB1UBK4936F	37	BB2FBK4230P	20	BB2FBK7824F	25
BB1UBK2924F	35	BB1UBK4936P	32	BB2FBK4236F	23	BB2FBK7824P	22
BB1UBK2924P	31	BB1UBK4942F	37	BB2FBK4236P	20	BB2FBK7830F	25
BB1UBK2930F	35	BB1UBK4942P	32	BB2FBK4242F	23	BB2FBK7830P	22
BB1UBK2930P	31	BB1UBK4948F	37	BB2FBK4242P	20	BB2FBK7836F	25
BB1UBK2936F	35	BB1UBK4948P	32	BB2FBK4248F	23	BB2FBK7836P	22
BB1UBK2936P	31	BB2FBK1618F	23	BB2FBK4248P	20	BB2FBK7842F	25
BB1UBK2942F	35	BB2FBK1618P	20	BB2FBK5015F	24	BB2FBK7842P	22
BB1UBK2942P	31	BB2FBK1624F	23	BB2FBK5015P	21	BB2FBK7848F	25
BB1UBK2948F	35	BB2FBK1624P	20	BB2FBK5018F	24	BB2FBK7848P	22
BB1UBK2948P	31	BB2FBK1630F	23	BB2FBK5018P	21	BB2LBK4218F	28
BB1UBK3518F	36	BB2FBK1630P	20	BB2FBK5024F	24	BB2LBK4218P	26
BB1UBK3518P	31	BB2FBK1636F	23	BB2FBK5024P	21	BB2LBK4224F	28
BB1UBK3524F	36	BB2FBK1636P	20	BB2FBK5030F	24	BB2LBK4224P	26
BB1UBK3524P	31	BB2FBK1642F	23	BB2FBK5030P	21	BB2LBK4230F	28
BB1UBK3530F	36	BB2FBK1642P	20	BB2FBK5036F	24	BB2LBK4230P	26
BB1UBK3530P	31	BB2FBK1648F	23	BB2FBK5036P	21	BB2LBK4236F	28
BB1UBK3536F	36	BB2FBK1648P	20	BB2FBK5042F	24	BB2LBK4236P	26
BB1UBK3536P	31	BB2FBK2218F	23	BB2FBK5042P	21	BB2LBK4242F	28
BB1UBK3542F	36	BB2FBK2218P	20	BB2FBK5048F	24	BB2LBK4242P	26
BB1UBK3542P	31	BB2FBK2224F	23	BB2FBK5048P	21	BB2LBK4248F	28
BB1UBK3548F	36	BB2FBK2224P	20	BB2FBK5715F	25	BB2LBK4248P	26
BB1UBK3548P	31	BB2FBK2230F	23	BB2FBK5715P	22	BB2LBK4418F	28
BB1UBK3618F	36	BB2FBK2230P	20	BB2FBK5718F	25	BB2LBK4418P	26
BB1UBK3618P	31	BB2FBK2236F	23	BB2FBK5718P	22	BB2LBK4424F	28
BB1UBK3624F	36	BB2FBK2236P	20	BB2FBK5724F	25	BB2LBK4424P	26
BB1UBK3624P	31	BB2FBK2242F	23	BB2FBK5724P	22	BB2LBK4430F	28
BB1UBK3630F	36	BB2FBK2242P	20	BB2FBK5730F	25	BB2LBK4430P	26
BB1UBK3630P	31	BB2FBK2248F	23	BB2FBK5730P	22	BB2LBK4436F	28
BB1UBK3636F	36	BB2FBK2248P	20	BB2FBK5736F	25	BB2LBK4436P	26
BB1UBK3636P	31	BB2FBK2518F	23	BB2FBK5736P	22	BB2LBK4442F	28
BB1UBK3642F	36	BB2FBK2518P	20	BB2FBK5742F	25	BB2LBK4442P	26
BB1UBK3642P	31	BB2FBK2524F	23	BB2FBK5742P	22	BB2LBK4448F	28
BB1UBK3648F	36	BB2FBK2524P	20	BB2FBK5748F	25	BB2LBK4448P	26
BB1UBK3648P	31	BB2FBK2530F	23	BB2FBK5748P	22	BB2LBK4918F	28
BB1UBK4218F	37	BB2FBK2530P	20	BB2FBK6415F	25	BB2LBK4918P	26

<i>pattern no.</i>	<i>page</i>	<i>pattern no.</i>	<i>page</i>	<i>pattern no.</i>	<i>page</i>	<i>pattern no.</i>	<i>page</i>
BB2L.BK4924F	28	BC1EP42KNS	10	BC1FFINS2542	46	BC1FVINS2530	49
BB2L.BK4924P	26	BC1EP42NN(L/V)	11	BC1FFINS2548	46	BC1FVINS2536	49
BB2L.BK4930F	28	BC1EP42NNS	10	BC1FFINS2818	46	BC1FVINS2542	49
BB2L.BK4930P	26	BC1EP50KK(L/V)	11	BC1FFINS2823	46	BC1FVINS2548	49
BB2L.BK4936F	28	BC1EP50KKS	10	BC1FFINS2824	46	BC1FVINS2818	49
BB2L.BK4936P	26	BC1EP50KN(L/V)	11	BC1FFINS2829	46	BC1FVINS2823	49
BB2L.BK4942F	28	BC1EP50KNS	10	BC1FFINS2830	46	BC1FVINS2824	49
BB2L.BK4942P	26	BC1EP50NN(L/V)	11	BC1FFINS2836	46	BC1FVINS2829	49
BB2L.BK4948F	28	BC1EP50NNS	10	BC1FFINS2842	46	BC1FVINS2830	49
BB2L.BK4948P	26	BC1EP57KK(L/V)	11	BC1FFINS2848	46	BC1FVINS2836	49
BB2L.BK5118F	29	BC1EP57KKS	10	BC1FFINS4215	46	BC1FVINS2842	49
BB2L.BK5118P	27	BC1EP57KN(L/V)	11	BC1FFINS4218	46	BC1FVINS2848	49
BB2L.BK5124F	29	BC1EP57KNS	10	BC1FFINS4224	46	BC1FVINS4215	49
BB2L.BK5124P	27	BC1EP57NN(L/V)	11	BC1FFINS4230	46	BC1FVINS4218	49
BB2L.BK5130F	29	BC1EP57NNS	10	BC1FFINS4236	46	BC1FVINS4224	49
BB2L.BK5130P	27	BC1EP64KK(L/V)	11	BC1FFINS4242	46	BC1FVINS4230	49
BB2L.BK5136F	29	BC1EP64KKS	10	BC1FFINS4248	46	BC1FVINS4236	49
BB2L.BK5136P	27	BC1EP64KN(L/V)	11	BC1FFINS5015	47	BC1FVINS4242	49
BB2L.BK5142F	29	BC1EP64KNS	10	BC1FFINS5018	47	BC1FVINS4248	49
BB2L.BK5142P	27	BC1EP64NN(L/V)	11	BC1FFINS5024	47	BC1FVINS5015	50
BB2L.BK5148F	29	BC1EP64NNS	10	BC1FFINS5030	47	BC1FVINS5018	50
BB2L.BK5148P	27	BC1EP71KK(L/V)	11	BC1FFINS5036	47	BC1FVINS5024	50
BB2L.BK5618F	29	BC1EP71KKS	10	BC1FFINS5042	47	BC1FVINS5030	50
BB2L.BK5618P	27	BC1EP71KN(L/V)	11	BC1FFINS5048	47	BC1FVINS5036	50
BB2L.BK5624F	29	BC1EP71KNS	10	BC1FFINS5715	48	BC1FVINS5042	50
BB2L.BK5624P	27	BC1EP71NN(L/V)	11	BC1FFINS5718	48	BC1FVINS5048	50
BB2L.BK5630F	29	BC1EP71NNS	10	BC1FFINS5724	48	BC1FVINS5715	51
BB2L.BK5630P	27	BC1EP78KK(L/V)	11	BC1FFINS5730	48	BC1FVINS5718	51
BB2L.BK5636F	29	BC1EP78KKS	10	BC1FFINS5736	48	BC1FVINS5724	51
BB2L.BK5636P	27	BC1EP78KN(L/V)	11	BC1FFINS5742	48	BC1FVINS5730	51
BB2L.BK5642F	29	BC1EP78KNS	10	BC1FFINS5748	48	BC1FVINS5736	51
BB2L.BK5642P	27	BC1EP78NN(L/V)	11	BC1FFINS6415	48	BC1FVINS5742	51
BB2L.BK5648F	29	BC1EP78NNS	10	BC1FFINS6418	48	BC1FVINS5748	51
BB2L.BK5648P	27	BC1EPDPB(L/R)	109	BC1FFINS6424	48	BC1FVINS6415	51
BB2L.BK5818F	29	BC1ETOP1515(S/L/V)	19	BC1FFINS6430	48	BC1FVINS6418	51
BB2L.BK5818P	27	BC1ETOP1518(S/L/V)	19	BC1FFINS6436	48	BC1FVINS6424	51
BB2L.BK5824F	29	BC1ETOP1524(S/L/V)	19	BC1FFINS6442	48	BC1FVINS6430	51
BB2L.BK5824P	27	BC1ETOP1530(S/L/V)	19	BC1FFINS6448	48	BC1FVINS6436	51
BB2L.BK5830F	29	BC1ETOP1536(S/L/V)	19	BC1FFINS7115	48	BC1FVINS6442	51
BB2L.BK5830P	27	BC1ETOP1542(S/L/V)	19	BC1FFINS7118	48	BC1FVINS6448	51
BB2L.BK5836F	29	BC1ETOP1548(S/L/V)	19	BC1FFINS7124	48	BC1FVINS7115	51
BB2L.BK5836P	27	BC1ETOP1560P(S/L/V)	19	BC1FFINS7130	48	BC1FVINS7118	51
BB2L.BK5842F	29	BC1ETOP1572P(S/L/V)	19	BC1FFINS7136	48	BC1FVINS7124	51
BB2L.BK5842P	27	BC1ETOPW1518(L/V)	18	BC1FFINS7142	48	BC1FVINS7130	51
BB2L.BK5848F	29	BC1ETOPW1524(L/V)	18	BC1FFINS7148	48	BC1FVINS7136	51
BB2L.BK5848P	27	BC1ETOPW1530(L/V)	18	BC1FFINS7818	48	BC1FVINS7142	51
BC1CH10	109	BC1ETOPW1536(L/V)	18	BC1FFINS7824	48	BC1FVINS7148	51
BC1CSH24	84	BC1ETOPW1542(L/V)	18	BC1FFINS7830	48	BC1FVINS7818	51
BC1CSH30	84	BC1ETOPW1548(L/V)	18	BC1FFINS7836	48	BC1FVINS7824	51
BC1CSH36	84	BC1FFINS1618	46	BC1FFINS7842	48	BC1FVINS7830	51
BC1CSH42	84	BC1FFINS1624	46	BC1FFINS7848	48	BC1FVINS7836	51
BC1CSH48	84	BC1FFINS1630	46	BC1FVINS1618	49	BC1FVINS7842	51
BC1EP16NK(L/V)	11	BC1FFINS1636	46	BC1FVINS1624	49	BC1FVINS7848	51
BC1EP16NN(L/V)	11	BC1FFINS1642	46	BC1FVINS1630	49	BC1INSTALL	109
BC1EP22NK(L/V)	11	BC1FFINS1648	46	BC1FVINS1636	49	BC1KP15	14
BC1EP22NN(L/V)	11	BC1FFINS2218	46	BC1FVINS1642	49	BC1KP156	15
BC1EP25KK(L/V)	11	BC1FFINS2224	46	BC1FVINS1648	49	BC1KP18	14
BC1EP25KN(L/V)	11	BC1FFINS2230	46	BC1FVINS2218	49	BC1KP186	15
BC1EP25NN(L/V)	11	BC1FFINS2236	46	BC1FVINS2224	49	BC1KP23	14
BC1EP28KK(L/V)	11	BC1FFINS2242	46	BC1FVINS2230	49	BC1KP236	15
BC1EP28KN(L/V)	11	BC1FFINS2248	46	BC1FVINS2236	49	BC1KP24	14
BC1EP28NN(L/V)	11	BC1FFINS2518	46	BC1FVINS2242	49	BC1KP246	15
BC1EP42KK(L/V)	11	BC1FFINS2524	46	BC1FVINS2248	49	BC1KP29	14
BC1EP42KKS	10	BC1FFINS2530	46	BC1FVINS2518	49	BC1KP296	15
BC1EP42KN(L/V)	11	BC1FFINS2536	46	BC1FVINS2524	49	BC1KP30	14

<i>pattern no.</i>	<i>page</i>	<i>pattern no.</i>	<i>page</i>	<i>pattern no.</i>	<i>page</i>	<i>pattern no.</i>	<i>page</i>
BC1KP306	15	BC1LVINS5142	55	BC1MFINS2360	66	BC1MP57KS	12
BC1KP36	14	BC1LVINS5148	55	BC1MFINS2372	66	BC1MP57N(L/V)	13
BC1KP366	15	BC1LVINS5618	55	BC1MFINS2718	65	BC1MP57NS	12
BC1KP42	14	BC1LVINS5624	55	BC1MFINS2724	65	BC1MP64K(L/V)	13
BC1KP426	15	BC1LVINS5630	55	BC1MFINS2730	65	BC1MP64KS	12
BC1KP48	14	BC1LVINS5636	55	BC1MFINS2736	65	BC1MP64N(L/V)	13
BC1KP486	15	BC1LVINS5642	55	BC1MFINS2742	65	BC1MP64NS	12
BC1LFINS4218	52	BC1LVINS5648	55	BC1MFINS2748	65	BC1MP71K(L/V)	13
BC1LFINS4224	52	BC1LVINS5818	55	BC1MFINS2760	65	BC1MP71KS	12
BC1LFINS4230	52	BC1LVINS5824	55	BC1MFINS2772	65	BC1MP71N(L/V)	13
BC1LFINS4236	52	BC1LVINS5830	55	BC1MFINS2818	66	BC1MP71NS	12
BC1LFINS4242	52	BC1LVINS5836	55	BC1MFINS2824	66	BC1MP78K(L/V)	13
BC1LFINS4248	52	BC1LVINS5842	55	BC1MFINS2830	66	BC1MP78KS	12
BC1LFINS4418	52	BC1LVINS5848	55	BC1MFINS2836	66	BC1MP78N(L/V)	13
BC1LFINS4424	52	BC1MBTRAY24	109	BC1MFINS2842	66	BC1MP78NS	12
BC1LFINS4430	52	BC1MBTRAY30	109	BC1MFINS2848	66	BC1MTP01515(S/L/V)	19
BC1LFINS4436	52	BC1MBTRAY36	109	BC1MFINS2860	66	BC1MTP01518(S/L/V)	19
BC1LFINS4442	52	BC1MBTRAY42	109	BC1MFINS2872	66	BC1MTP01524(S/L/V)	19
BC1LFINS4448	52	BC1MBTRAY48	109	BC1MFINS2918	66	BC1MTP01530(S/L/V)	19
BC1LFINS4918	52	BC1MFINS1418	64	BC1MFINS2924	66	BC1MTP01536(S/L/V)	19
BC1LFINS4924	52	BC1MFINS1424	64	BC1MFINS2930	66	BC1MTP01542(S/L/V)	19
BC1LFINS4930	52	BC1MFINS1430	64	BC1MFINS2936	66	BC1MTP01548(S/L/V)	19
BC1LFINS4936	52	BC1MFINS1436	64	BC1MFINS2942	66	BC1MTP01560P(S/L/V)	19
BC1LFINS4942	52	BC1MFINS1442	64	BC1MFINS2948	66	BC1MTP01572P(S/L/V)	19
BC1LFINS4948	52	BC1MFINS1448	64	BC1MFINS2960	66	BC1MTP0PW1524(L/V)	18
BC1LFINS5118	53	BC1MFINS1460	64	BC1MFINS2972	66	BC1MTP0PW1530(L/V)	18
BC1LFINS5124	53	BC1MFINS1472	64	BC1MFINS3018	67	BC1MTP0PW1536(L/V)	18
BC1LFINS5130	53	BC1MFINS1618	65	BC1MFINS3024	67	BC1MTP0PW1542(L/V)	18
BC1LFINS5136	53	BC1MFINS1624	65	BC1MFINS3030	67	BC1MTP0PW1548(L/V)	18
BC1LFINS5142	53	BC1MFINS1630	65	BC1MFINS3036	67	BC1MVINS1418	68
BC1LFINS5148	53	BC1MFINS1636	65	BC1MFINS3042	67	BC1MVINS1424	68
BC1LFINS5618	53	BC1MFINS1642	65	BC1MFINS3048	67	BC1MVINS1430	68
BC1LFINS5624	53	BC1MFINS1648	65	BC1MFINS3060	67	BC1MVINS1436	68
BC1LFINS5630	53	BC1MFINS1660	65	BC1MFINS3072	67	BC1MVINS1442	68
BC1LFINS5636	53	BC1MFINS1672	65	BC1MFINS3418	66	BC1MVINS1448	68
BC1LFINS5642	53	BC1MFINS2018	64	BC1MFINS3424	66	BC1MVINS1460	68
BC1LFINS5648	53	BC1MFINS2024	64	BC1MFINS3430	66	BC1MVINS1472	68
BC1LFINS5818	53	BC1MFINS2030	64	BC1MFINS3436	66	BC1MVINS1618	69
BC1LFINS5824	53	BC1MFINS2036	64	BC1MFINS3442	66	BC1MVINS1624	69
BC1LFINS5830	53	BC1MFINS2042	64	BC1MFINS3448	66	BC1MVINS1630	69
BC1LFINS5836	53	BC1MFINS2048	64	BC1MFINS3460	66	BC1MVINS1636	69
BC1LFINS5842	53	BC1MFINS2060	64	BC1MFINS3472	66	BC1MVINS1642	69
BC1LFINS5848	53	BC1MFINS2072	64	BC1MFINS3618	67	BC1MVINS1648	69
BC1LVINS4218	54	BC1MFINS2118	65	BC1MFINS3624	67	BC1MVINS1660	69
BC1LVINS4224	54	BC1MFINS2124	65	BC1MFINS3630	67	BC1MVINS1672	69
BC1LVINS4230	54	BC1MFINS2130	65	BC1MFINS3636	67	BC1MVINS2018	68
BC1LVINS4236	54	BC1MFINS2136	65	BC1MFINS3642	67	BC1MVINS2024	68
BC1LVINS4242	54	BC1MFINS2142	65	BC1MFINS3648	67	BC1MVINS2030	68
BC1LVINS4248	54	BC1MFINS2148	65	BC1MFINS3660	67	BC1MVINS2036	68
BC1LVINS4418	54	BC1MFINS2160	65	BC1MFINS3672	67	BC1MVINS2042	68
BC1LVINS4424	54	BC1MFINS2172	65	BC1MP16N(L/V)	13	BC1MVINS2048	68
BC1LVINS4430	54	BC1MFINS2218	65	BC1MP22N(L/V)	13	BC1MVINS2060	68
BC1LVINS4436	54	BC1MFINS2224	65	BC1MP25K(L/V)	13	BC1MVINS2072	68
BC1LVINS4442	54	BC1MFINS2230	65	BC1MP25N(L/V)	13	BC1MVINS2118	69
BC1LVINS4448	54	BC1MFINS2236	65	BC1MP28K(L/V)	13	BC1MVINS2124	69
BC1LVINS4918	54	BC1MFINS2242	65	BC1MP28N(L/V)	13	BC1MVINS2130	69
BC1LVINS4924	54	BC1MFINS2248	65	BC1MP42K(L/V)	13	BC1MVINS2136	69
BC1LVINS4930	54	BC1MFINS2260	65	BC1MP42KS	12	BC1MVINS2142	69
BC1LVINS4936	54	BC1MFINS2272	65	BC1MP42N(L/V)	13	BC1MVINS2148	69
BC1LVINS4942	54	BC1MFINS2318	66	BC1MP42NS	12	BC1MVINS2160	69
BC1LVINS4948	54	BC1MFINS2324	66	BC1MP50K(L/V)	13	BC1MVINS2172	69
BC1LVINS5118	55	BC1MFINS2330	66	BC1MP50KS	12	BC1MVINS2218	69
BC1LVINS5124	55	BC1MFINS2336	66	BC1MP50N(L/V)	13	BC1MVINS2224	69
BC1LVINS5130	55	BC1MFINS2342	66	BC1MP50NS	12	BC1MVINS2230	69
BC1LVINS5136	55	BC1MFINS2348	66	BC1MP57K(L/V)	13	BC1MVINS2236	69

<i>pattern no.</i>	<i>page</i>	<i>pattern no.</i>	<i>page</i>	<i>pattern no.</i>	<i>page</i>	<i>pattern no.</i>	<i>page</i>
BC1MVINS2242	69	BC1PS1560	108	BC1SH72(S/V)	83	BC1TOPW1588(L/V)	16
BC1MVINS2248	69	BC1PS1566	108	BC1SHFF15	111	BC1TOPW1589(L/V)	16
BC1MVINS2260	69	BC1PS1572	108	BC1SHFF18	111	BC1TOPW1594(L/V)	16
BC1MVINS2272	69	BC1PS1578	108	BC1SHFF23	111	BC1TOPW1595(L/V)	16
BC1MVINS2318	70	BC1PS2230	108	BC1SHFF24	111	BC1UFINS1418	56
BC1MVINS2324	70	BC1PS2236	108	BC1SHFF29	111	BC1UFINS1424	56
BC1MVINS2330	70	BC1PS2242	108	BC1SHFF30	111	BC1UFINS1430	56
BC1MVINS2336	70	BC1PS2248	108	BC1SHFF36	111	BC1UFINS1436	56
BC1MVINS2342	70	BC1PS2254	108	BC1SHFF42	111	BC1UFINS1442	56
BC1MVINS2348	70	BC1PS2260	108	BC1SHFF48	111	BC1UFINS1448	56
BC1MVINS2360	70	BC1PS2266	108	BC1SHFFP15	111	BC1UFINS1518	56
BC1MVINS2372	70	BC1PS2272	108	BC1SHFFP18	111	BC1UFINS1524	56
BC1MVINS2718	69	BC1PS2278	108	BC1SHFFP23	111	BC1UFINS1530	56
BC1MVINS2724	69	BC1PT1C	110	BC1SHFFP24	111	BC1UFINS1536	56
BC1MVINS2730	69	BC1PT1N	110	BC1SHFFP29	111	BC1UFINS1542	56
BC1MVINS2736	69	BC1PT4C	110	BC1SHFFP30	111	BC1UFINS1548	56
BC1MVINS2742	69	BC1PT4N	110	BC1SHFFP36	111	BC1UFINS1560	56
BC1MVINS2748	69	BC1PT8C	110	BC1SHFFP42	111	BC1UFINS1572	56
BC1MVINS2760	69	BC1PT8N	110	BC1SHFFP48	111	BC1UFINS2018	56
BC1MVINS2772	69	BC1PTH1	109	BC1SSHK23	83	BC1UFINS2024	56
BC1MVINS2818	70	BC1PTH4	109	BC1SSHK24	83	BC1UFINS2030	56
BC1MVINS2824	70	BC1PTH8	109	BC1SSHK29	83	BC1UFINS2036	56
BC1MVINS2830	70	BC1PWS(L/R)	109	BC1SSHK30	83	BC1UFINS2042	56
BC1MVINS2836	70	BC1SDIV12	89	BC1SSHK36	83	BC1UFINS2048	56
BC1MVINS2842	70	BC1SDIV124	91	BC1SSHK42	83	BC1UFINS2060	56
BC1MVINS2848	70	BC1SDIV128	93	BC1SSHK48	83	BC1UFINS2072	56
BC1MVINS2860	70	BC1SDIV13	89	BC1SSPAR4	111	BC1UFINS2218	57
BC1MVINS2872	70	BC1SDIV134	91	BC1SSPAR8	111	BC1UFINS2224	57
BC1MVINS2918	70	BC1SDIV138	93	BC1TDBAR	109	BC1UFINS2230	57
BC1MVINS2924	70	BC1SDIV14	89	BC1TOP1524(S/L/V)	17	BC1UFINS2236	57
BC1MVINS2930	70	BC1SDIV144	91	BC1TOP1530(S/L/V)	17	BC1UFINS2242	57
BC1MVINS2936	70	BC1SDIV148	93	BC1TOP1536(S/L/V)	17	BC1UFINS2248	57
BC1MVINS2942	70	BC1SDIV4	89	BC1TOP1542(S/L/V)	17	BC1UFINS2818	58
BC1MVINS2948	70	BC1SDIV44	90	BC1TOP1547(S/L/V)	17	BC1UFINS2824	58
BC1MVINS2960	70	BC1SDIV48	92	BC1TOP1548(S/L/V)	17	BC1UFINS2830	58
BC1MVINS2972	70	BC1SDIV5	89	BC1TOP1553(S/L/V)	17	BC1UFINS2836	58
BC1MVINS3018	71	BC1SDIV54	90	BC1TOP1559(S/L/V)	17	BC1UFINS2842	58
BC1MVINS3024	71	BC1SDIV58	92	BC1TOP1560P(S/L/V)	17	BC1UFINS2848	58
BC1MVINS3030	71	BC1SDIV6	89	BC1TOP1565(S/L/V)	17	BC1UFINS2918	58
BC1MVINS3036	71	BC1SDIV64	90	BC1TOP1570(S/L/V)	17	BC1UFINS2924	58
BC1MVINS3042	71	BC1SDIV68	92	BC1TOP1571(S/L/V)	17	BC1UFINS2930	58
BC1MVINS3048	71	BC1SDIV7	89	BC1TOP1572P(S/L/V)	17	BC1UFINS2936	58
BC1MVINS3060	71	BC1SDIV74	90	BC1TOP1576(L/V)	17	BC1UFINS2942	58
BC1MVINS3072	71	BC1SDIV78	92	BC1TOP1577(S/L/V)	17	BC1UFINS2948	58
BC1MVINS3418	70	BC1SH15(S/V)	83	BC1TOP1582(L/V)	17	BC1UFINS3518	58
BC1MVINS3424	70	BC1SH18(S/V)	83	BC1TOP1583(S/L/V)	17	BC1UFINS3524	58
BC1MVINS3430	70	BC1SH23(S/V)	83	BC1TOP1588(L/V)	17	BC1UFINS3530	58
BC1MVINS3436	70	BC1SH24(S/V)	83	BC1TOP1589(L/V)	17	BC1UFINS3536	58
BC1MVINS3442	70	BC1SH29(S/V)	83	BC1TOP1594(L/V)	17	BC1UFINS3542	58
BC1MVINS3448	70	BC1SH30(S/V)	83	BC1TOP1595(L/V)	17	BC1UFINS3548	58
BC1MVINS3460	70	BC1SH36(S/V)	83	BC1TOPW1524(L/V)	16	BC1UFINS3618	59
BC1MVINS3472	70	BC1SH42(S/V)	83	BC1TOPW1530(L/V)	16	BC1UFINS3624	59
BC1MVINS3618	71	BC1SH48(S/V)	83	BC1TOPW1536(L/V)	16	BC1UFINS3630	59
BC1MVINS3624	71	BC1SH515(S/V)	83	BC1TOPW1542(L/V)	16	BC1UFINS3636	59
BC1MVINS3630	71	BC1SH518(S/V)	83	BC1TOPW1547(L/V)	16	BC1UFINS3642	59
BC1MVINS3636	71	BC1SH523(S/V)	83	BC1TOPW1548(L/V)	16	BC1UFINS3648	59
BC1MVINS3642	71	BC1SH524(S/V)	83	BC1TOPW1553(L/V)	16	BC1UFINS4218	60
BC1MVINS3648	71	BC1SH529(S/V)	83	BC1TOPW1559(L/V)	16	BC1UFINS4224	60
BC1MVINS3660	71	BC1SH530(S/V)	83	BC1TOPW1565(L/V)	16	BC1UFINS4230	60
BC1MVINS3672	71	BC1SH536(S/V)	83	BC1TOPW1570(L/V)	16	BC1UFINS4236	60
BC1PS1530	108	BC1SH542(S/V)	83	BC1TOPW1571(L/V)	16	BC1UFINS4242	60
BC1PS1536	108	BC1SH548(S/V)	83	BC1TOPW1576(L/V)	16	BC1UFINS4248	60
BC1PS1542	108	BC1SH560(S/V)	83	BC1TOPW1577(L/V)	16	BC1UFINS4318	60
BC1PS1548	108	BC1SH572(S/V)	83	BC1TOPW1582(L/V)	16	BC1UFINS4324	60
BC1PS1554	108	BC1SH60(S/V)	83	BC1TOPW1583(L/V)	16	BC1UFINS4330	60

<i>pattern no.</i>	<i>page</i>	<i>pattern no.</i>	<i>page</i>	<i>pattern no.</i>	<i>page</i>	<i>pattern no.</i>	<i>page</i>
BC1UFINS4336	60	BC1UVINS4242	63	BC2USK20602(S/L/V)	88	BD1FHDK2848N	76
BC1UFINS4342	60	BC1UVINS4248	63	BC2USK2060(S/L/V)	86	BD1FHDK4215(L/R)N	76
BC1UFINS4348	60	BC1UVINS4318	63	BC2USK20721(S/L/V)	87	BD1FHDK4218(L/R)N	76
BC1UFINS4918	60	BC1UVINS4324	63	BC2USK20722(S/L/V)	88	BD1FHDK4224(L/R)N	76
BC1UFINS4924	60	BC1UVINS4330	63	BC2USK2072(S/L/V)	86	BD1FHDK4230N	76
BC1UFINS4930	60	BC1UVINS4336	63	BD1BBDK18N	72	BD1FHDK4236N	76
BC1UFINS4936	60	BC1UVINS4342	63	BD1BBDK24N	72	BD1FHDK4242N	76
BC1UFINS4942	60	BC1UVINS4348	63	BD1BBDK30N	72	BD1FHDK4248N	76
BC1UFINS4948	60	BC1UVINS4918	63	BD1BBDK36N	72	BD1FHDK5015(L/R)N	77
BC1UVINS1418	61	BC1UVINS4924	63	BD1BBDK42N	72	BD1FHDK5018(L/R)N	77
BC1UVINS1424	61	BC1UVINS4930	63	BD1BBDK48N	72	BD1FHDK5024(L/R)N	77
BC1UVINS1430	61	BC1UVINS4936	63	BD1BBFDK18N	72	BD1FHDK5030N	77
BC1UVINS1436	61	BC1UVINS4942	63	BD1BBFDK24N	72	BD1FHDK5036N	77
BC1UVINS1442	61	BC1UVINS4948	63	BD1BBFDK30N	72	BD1FHDK5042N	77
BC1UVINS1448	61	BC1WSHK118(L/V)	85	BD1BBFDK36N	72	BD1FHDK5048N	77
BC1UVINS1518	61	BC1WSHK124(L/V)	85	BD1BBFDK42N	72	BD1FHDK5715(L/R)N	77
BC1UVINS1524	61	BC1WSHK130(L/V)	85	BD1BBFDK48N	72	BD1FHDK5718(L/R)N	77
BC1UVINS1530	61	BC1WSHK136(L/V)	85	BD1BFDK18N	72	BD1FHDK5724(L/R)N	77
BC1UVINS1536	61	BC1WSHK142(L/V)	85	BD1BFDK24N	72	BD1FHDK5730N	77
BC1UVINS1542	61	BC1WSHK148(L/V)	85	BD1BFDK30N	72	BD1FHDK5736N	77
BC1UVINS1548	61	BC1WSHK160(L/V)	85	BD1BFDK36N	72	BD1FHDK5742N	77
BC1UVINS1560	61	BC1WSHK172(L/V)	85	BD1BFDK42N	72	BD1FHDK5748N	77
BC1UVINS1572	61	BC1WSHK218(L/V)	85	BD1BFDK48N	72	BD1FHDK6415(L/R)N	77
BC1UVINS2018	61	BC1WSHK224(L/V)	85	BD1BPAR6	110	BD1FHDK6418(L/R)N	77
BC1UVINS2024	61	BC1WSHK230(L/V)	85	BD1BSDK4230N	75	BD1FHDK6424(L/R)N	77
BC1UVINS2030	61	BC1WSHK236(L/V)	85	BD1BSDK4236N	75	BD1FHDK6430N	77
BC1UVINS2036	61	BC1WSHK242(L/V)	85	BD1BSDK4242N	75	BD1FHDK6436N	77
BC1UVINS2042	61	BC1WSHK248(L/V)	85	BD1BSDK4248N	75	BD1FHDK6442N	77
BC1UVINS2048	61	BC1WSHK260(L/V)	85	BD1BSDK5030N	75	BD1FHDK6448N	77
BC1UVINS2060	61	BC1WSHK272(L/V)	85	BD1BSDK5036N	75	BD1FHDK7115(L/R)N	78
BC1UVINS2072	61	BC1WSHKGROM10	111	BD1BSDK5042N	75	BD1FHDK7118(L/R)N	78
BC1UVINS2218	61	BC2BASE15EG(K)	14	BD1BSDK5048N	75	BD1FHDK7124(L/R)N	78
BC1UVINS2224	61	BC2BASE15E(K)	14	BD1CBK18	110	BD1FHDK7130N	78
BC1UVINS2230	61	BC2BASE18EG(K)	14	BD1CBK24	110	BD1FHDK7136N	78
BC1UVINS2236	61	BC2BASE18E(K)	14	BD1CBK30	110	BD1FHDK7142N	78
BC1UVINS2242	61	BC2BASE18N(K)	14	BD1CBK36	110	BD1FHDK7148N	78
BC1UVINS2248	61	BC2BASE23EG(K)	14	BD1CBK42	110	BD1FHDK7818(L/R)N	78
BC1UVINS2818	62	BC2BASE23E(K)	14	BD1CBK48	110	BD1FHDK7824(L/R)N	78
BC1UVINS2824	62	BC2BASE23N(K)	14	BD1FDK18N	72	BD1FHDK7830N	78
BC1UVINS2830	62	BC2BASE24EG(K)	14	BD1FDK24N	72	BD1FHDK7836N	78
BC1UVINS2836	62	BC2BASE24E(K)	14	BD1FDK30N	72	BD1FHDK7842N	78
BC1UVINS2842	62	BC2BASE24N(K)	14	BD1FDK36N	72	BD1FHDK7848N	78
BC1UVINS2848	62	BC2BASE29EG(K)	14	BD1FDK42N	72	BD1FPPAR6	110
BC1UVINS2918	62	BC2BASE29E(K)	14	BD1FDK48N	72	BD1FSDK1630N	73
BC1UVINS2924	62	BC2BASE29N(K)	14	BD1FFDK18N	72	BD1FSDK1636N	73
BC1UVINS2930	62	BC2BASE30EG(K)	14	BD1FFDK24N	72	BD1FSDK1642N	73
BC1UVINS2936	62	BC2BASE30E(K)	14	BD1FFDK30N	72	BD1FSDK1648N	73
BC1UVINS2942	62	BC2BASE30N(K)	14	BD1FFDK36N	72	BD1FSDK2230N	73
BC1UVINS2948	62	BC2BASE36EG(K)	14	BD1FFDK42N	72	BD1FSDK2236N	73
BC1UVINS3518	62	BC2BASE36E(K)	14	BD1FFDK48N	72	BD1FSDK2242N	73
BC1UVINS3524	62	BC2BASE36N(K)	14	BD1FHDK1524(L/R)N	76	BD1FSDK2248N	73
BC1UVINS3530	62	BC2BASE42EG(K)	14	BD1FHDK1530N	76	BD1FSDK2530N	73
BC1UVINS3536	62	BC2BASE42E(K)	14	BD1FHDK1536N	76	BD1FSDK2536N	73
BC1UVINS3542	62	BC2BASE42N(K)	14	BD1FHDK1542N	76	BD1FSDK2542N	73
BC1UVINS3548	62	BC2BASE48EG(K)	14	BD1FHDK1548N	76	BD1FSDK2548N	73
BC1UVINS3618	62	BC2BASE48E(K)	14	BD1FHDK2024(L/R)N	76	BD1FSDK2829N	73
BC1UVINS3624	62	BC2BASE48N(K)	14	BD1FHDK2030N	76	BD1FSDK2830N	73
BC1UVINS3630	62	BC2BASEKC10	15	BD1FHDK2036N	76	BD1FSDK2836N	73
BC1UVINS3636	62	BC2USK15601(S/L/V)	86	BD1FHDK2042N	76	BD1FSDK2842N	73
BC1UVINS3642	62	BC2USK15602(S/L/V)	87	BD1FHDK2048N	76	BD1FSDK2848N	73
BC1UVINS3648	62	BC2USK1560(S/L/V)	86	BD1FHDK2818(L/R)N	76	BD1FSDK4230N	73
BC1UVINS4218	63	BC2USK15721(S/L/V)	86	BD1FHDK2824(L/R)N	76	BD1FSDK4236N	73
BC1UVINS4224	63	BC2USK15722(S/L/V)	87	BD1FHDK2830N	76	BD1FSDK4242N	73
BC1UVINS4230	63	BC2USK1572(S/L/V)	86	BD1FHDK2836N	76	BD1FSDK4248N	73
BC1UVINS4236	63	BC2USK20601(S/L/V)	87	BD1FHDK2842N	76	BD1FSDK5030N	74

<i>pattern no.</i>	<i>page</i>	<i>pattern no.</i>	<i>page</i>	<i>pattern no.</i>	<i>page</i>	<i>pattern no.</i>	<i>page</i>
BD1FSDK5036N	74	BD1HK78242HD(L/R)N	79	BE2DTJ840	100	BW1R5430P(L/V)	103
BD1FSDK5042N	74	BD1HK78243HD(L/R)N	80	BE2DTJ840-2	100	BW1R5430T(L/V)	103
BD1FSDK5048N	74	BD1HK78302HDN	79	BE2EPM8DD(1/2/3/3D/4D)	95	BW1R6018P(L/V)	101
BD1HK57182HD(L/R)N	79	BD1HK78302SDN	81	BE2EPM8DD(14D/24D/34D/13D/23D)	96	BW1R6018T(L/V)	101
BD1HK57183HD(L/R)N	80	BD1HK78303HDN	80	BE2EPM8DP(1/2/3/3D/4D)	95	BW1R6024P(L/V)	102
BD1HK57242HD(L/R)N	79	BD1HK78303SDN	82	BE2EPM8DP(14D/24D/34D/13D/23D)	96	BW1R6024T(L/V)	102
BD1HK57243HD(L/R)N	80	BD1HK78362HDN	79	BE2EPM8DU(1/2/3/3D/4D)	95	BW1R6030P(L/V)	103
BD1HK57302HDN	79	BD1HK78362SDN	81	BE2EPM8DU(14D/24D/34D/13D/23D)	96	BW1R6030T(L/V)	103
BD1HK57302SDN	81	BD1HK78363HDN	80	BE2EPM8PD(1/2/3/3D/4D)	95	BW1R6036P(L/V)	103
BD1HK57303HDN	80	BD1HK78363SDN	82	BE2EPM8PD(14D/24D/34D/13D/23D)	96	BW1R6036T(L/V)	103
BD1HK57303SDN	82	BD1HK78422HDN	79	BE2EPM8PU(1/2/3/3D/4D)	95	BW1R6618P(L/V)	101
BD1HK57362HDN	79	BD1HK78422SDN	81	BE2EPM8PU(14D/24D/34D/13D/23D)	96	BW1R6618T(L/V)	101
BD1HK57362SDN	81	BD1HK78423HDN	80	BE2EPM8UD(1/2/3/3D/4D)	95	BW1R6624P(L/V)	102
BD1HK57363HDN	80	BD1HK78423SDN	82	BE2EPM8UD(14D/24D/34D/13D/23D)	96	BW1R6624T(L/V)	102
BD1HK57363SDN	82	BD1HK78482HDN	79	BE2EPM8UP(1/2/3/3D/4D)	95	BW1R6630P(L/V)	103
BD1HK57422HDN	79	BD1HK78482SDN	81	BE2EPM8UP(14D/24D/34D/13D/23D)	96	BW1R6630T(L/V)	103
BD1HK57422SDN	81	BD1HK78483HDN	80	BE2KC10	94	BW1R6636P(L/V)	103
BD1HK57423HDN	80	BD1HK78483SDN	82	BE2WMBD	99	BW1R6636T(L/V)	103
BD1HK57423SDN	82	BD1TSDK1530N	75	BE2WMDE(1/2/3/3D/4D)108J(W/B)	98	BW1R7218P(L/V)	101
BD1HK57482HDN	79	BD1TSDK1536N	75	BE2WMDE72C(W/B)	97	BW1R7218T(L/V)	101
BD1HK57482SDN	81	BD1TSDK1542N	75	BE2WMPE(1/2/3/3D/4D)108J(W/B)	98	BW1R7224P(L/V)	102
BD1HK57483HDN	80	BD1TSDK1548N	75	BE2WMPE72C(W/B)	97	BW1R7224T(L/V)	102
BD1HK57483SDN	82	BD1TSDK1560N	75	BE2WMUE(1/2/3/3D/4D)108J(W/B)	98	BW1R7230P(L/V)	103
BD1HK64182HD(L/R)N	79	BD1TSDK1572N	75	BE2WMUE72C(W/B)	97	BW1R7230T(L/V)	103
BD1HK64183HD(L/R)N	80	BD1TSDK2030N	75	BL3L193M	112	BW1R7236P(L/V)	103
BD1HK64242HD(L/R)N	79	BD1TSDK2036N	75	BL3L193W	112	BW1R7236T(L/V)	103
BD1HK64243HD(L/R)N	80	BD1TSDK2042N	75	BL3L196M	112	BW1R7818P(L/V)	101
BD1HK64302HDN	79	BD1TSDK2048N	75	BL3L196W	112	BW1R7818T(L/V)	101
BD1HK64302SDN	81	BD1TSDK2060N	75	BL3L199M	112	BW1R7824P(L/V)	102
BD1HK64303HDN	80	BD1TSDK2072N	75	BL3L199W	112	BW1R7824T(L/V)	102
BD1HK64303SDN	82	BE2BDB8	94	BL3L3712M	112	BW1R7830P(L/V)	103
BD1HK64362HDN	79	BE2BDUP6(1/2/3/3D/4D)	94, 99	BL3L3712W	112	BW1R7830T(L/V)	103
BD1HK64362SDN	81	BE2BI872	94	BL3L3718M	112	BW1R8418P(L/V)	101
BD1HK64363HDN	80	BE2BI872NY	94	BL3L3718W	112	BW1R8418T(L/V)	101
BD1HK64363SDN	82	BE2BI872SF	94	BL3L376M	112	BW1R8424P(L/V)	102
BD1HK64422HDN	79	BE2BPJ8102	94, 99	BL3L376W	112	BW1R8424T(L/V)	102
BD1HK64422SDN	81	BE2BPJ8108	94, 99	BW1CSB	107	BW1R8430P(L/V)	103
BD1HK64423HDN	80	BE2BPJ8114	94, 99	BW1FB18	107	BW1R8430T(L/V)	103
BD1HK64423SDN	82	BE2BPJ8120	94, 99	BW1FB1810	107	BW1SCR	107
BD1HK64482HDN	79	BE2BPJ824	94, 99	BW1FB24	107	BW1SL18P	107
BD1HK64482SDN	81	BE2BPJ830	94, 99	BW1FB2410	107	BW1SL18T	107
BD1HK64483HDN	80	BE2BPJ836	94, 99	BW1FB30	107	BW1SL24P	107
BD1HK64483SDN	82	BE2BPJ842	94, 99	BW1FB3010	107	BW1SL24T	107
BD1HK71182HD(L/R)N	79	BE2BPJ848	94, 99	BW1R3618P(L/V)	101	BW1SL30P	107
BD1HK71183HD(L/R)N	80	BE2BPJ854	94, 99	BW1R3618T(L/V)	101	BW1SL30T	107
BD1HK71242HD(L/R)N	79	BE2BPJ860	94, 99	BW1R3624P(L/V)	102	BW1SL36P	107
BD1HK71243HD(L/R)N	80	BE2BPJ866	94, 99	BW1R3624T(L/V)	102	BW1SL36T	107
BD1HK71302HDN	79	BE2BPJ872	94, 99	BW1R3630P(L/V)	103	BW1SL5424T(L/V)	106
BD1HK71302SDN	81	BE2BPJ878	94, 99	BW1R3630T(L/V)	103	BW1SL6024T(L/V)	106
BD1HK71303HDN	80	BE2BPJ884	94, 99	BW1R4218P(L/V)	101	BW1SR5424T(L/V)	106
BD1HK71303SDN	82	BE2BPJ890	94, 99	BW1R4218T(L/V)	101	BW1SR6024T(L/V)	106
BD1HK71362HDN	79	BE2BPJ896	94, 99	BW1R4224P(L/V)	102	BW1T481824P(L/V)	104
BD1HK71362SDN	81	BE2BTB8	94	BW1R4224T(L/V)	102	BW1T481824T(L/V)	104
BD1HK71363HDN	80	BE2DTJ822	100	BW1R4230P(L/V)	103	BW1T482418P(L/V)	104
BD1HK71363SDN	82	BE2DTJ822-2	100	BW1R4230T(L/V)	103	BW1T482418T(L/V)	104
BD1HK71422HDN	79	BE2DTJ825	100	BW1R4818P(L/V)	101	BW1T482430P(L/V)	105
BD1HK71422SDN	81	BE2DTJ825-2	100	BW1R4818T(L/V)	101	BW1T482430T(L/V)	105
BD1HK71423HDN	80	BE2DTJ828	100	BW1R4824P(L/V)	102	BW1T483024P(L/V)	105
BD1HK71423SDN	82	BE2DTJ828-2	100	BW1R4824T(L/V)	102	BW1T483024T(L/V)	105
BD1HK71482HDN	79	BE2DTJ831	100	BW1R4830P(L/V)	103	BW1T541824P(L/V)	104
BD1HK71482SDN	81	BE2DTJ831-2	100	BW1R4830T(L/V)	103	BW1T541824T(L/V)	104
BD1HK71483HDN	80	BE2DTJ834	100	BW1R5418P(L/V)	101	BW1T542418P(L/V)	104
BD1HK71483SDN	82	BE2DTJ834-2	100	BW1R5418T(L/V)	101	BW1T542418T(L/V)	104
BD1HK78182HD(L/R)N	79	BE2DTJ837	100	BW1R5424P(L/V)	102	BW1T542430P(L/V)	105
BD1HK78183HD(L/R)N	80	BE2DTJ837-2	100	BW1R5424T(L/V)	102	BW1T542430T(L/V)	105

<i>pattern no.</i>	<i>page</i>
BW1T543024P(L/V)	105
BW1T543024T(L/V)	105
BW1T601824P(L/V)	104
BW1T601824T(L/V)	104
BW1T602418P(L/V)	104
BW1T602418T(L/V)	104
BW1T602430P(L/V)	105
BW1T602430T(L/V)	105
BW1T603024P(L/V)	105
BW1T603024T(L/V)	105
BW1T721824P(L/V)	104
BW1T721824T(L/V)	104
BW1T722418P(L/V)	104
BW1T722418T(L/V)	104
BW1T722430P(L/V)	105
BW1T722430T(L/V)	105
BW1T723024P(L/V)	105
BW1T723024T(L/V)	105

Selling Policy

	<p>This Selling Policy supercedes all previous selling policies. Prices, discounts and product offerings are subject to change without notice.</p>
Terms & Conditions of Sales	<p>Sales by Knoll, Inc. or Knoll North America Corp. ("Seller") of Knoll Product Lines (hereinafter "Products") within the United States and Canada are made only on the terms which are contained in this Selling Policy. Seller hereby gives notice of its objection to any different or additional terms and conditions. This sale is expressly conditional upon Purchaser's assent to the terms and conditions set forth below. Additional terms and conditions may apply to KnollStudio and KnollTextiles orders. These terms and conditions may be modified or supplemented only by a written document signed by an authorized representative of Seller. These terms and conditions supercede any prior and/or contemporaneous agreements or correspondence between Purchaser and Seller. Written quotations expire thirty (30) days from the date of issuance and can be withdrawn by written notice anytime during that period. Where Purchaser and Seller have entered into the Knoll Electronic Terms and Conditions, all orders, acknowledgements, invoices and other business communications placed or transmitted in accordance with the Knoll Electronic Terms and Conditions shall be deemed to be in writing and signed and shall be valid for all purposes as if they were originated and maintained in documentary form.</p>
Ordering Information	<p>All orders must be in writing. The product pattern number(s) contained on Seller's order acknowledgement shall be the final expression of the order.</p>
Order Confirmation	<p>A purchase order is not binding on Seller until Purchaser has received Seller's order confirmation or acknowledgment.</p>
Pricing Policies	<p>List prices are subject to change without notice.</p> <p>List prices shall be those prices in effect on the date of receipt of a complete purchase order unless shipment is requested more than ninety (90) days after order entry in which case prices in effect on the date of shipment apply. List prices include specified freight costs. Unless specified in writing by Seller, no other charges are included in Seller's list prices.</p>
Taxes	<p>All sales, use, excise and other taxes applicable to the sale of the Products shall be paid by Purchaser. If Purchaser claims an exemption from any tax, Purchaser shall submit to Seller the appropriate exemption certificates.</p>
Terms of Payment	<p>Payment for one hundred percent (100%) of the net order amount is due within thirty (30) days of the date of invoice, which is generally issued upon shipment. In case of any discrepancies, such as shortages, and Seller is notified in writing within ten (10) days of receipt of Product, only that portion may be deducted and the balance paid. For orders greater than \$100,000 net, a fifty percent (50%) deposit is due at the time of order placement, with the remainder due within thirty (30) days of the date of invoice.</p> <p>KnollStudio orders less than \$2,000 require payment for one hundred percent (100%) of the net order amount (including any applicable sales tax and charges for inside delivery, special packaging, etc.), due at time of order placement. For KnollStudio orders greater than \$2,000, a one-half (50%) deposit is due at time of order placement with the remainder (including any applicable sales tax and charges for inside delivery, special packaging, etc.) due prior to shipment.</p> <p>If, in the judgment of Seller, Purchaser's financial condition does not justify the terms of the payment, Seller may require full or partial payment in advance.</p> <p>Past due accounts shall be charged one and one-half percent (1.5%) per month, or the highest rate permitted by law, whichever is less, and will be added to the outstanding balance. In the event Purchaser defaults on payment, Purchaser shall be liable for all collection costs, including reasonable attorney's fees and costs.</p>
Changes and Cancellation	<p>Purchase orders may not be changed or cancelled, in whole or in part, without prior written consent of Seller. Changes may effect delivery dates. Expenses incurred because of changes shall be charged to Purchaser. In the event of cancellations, Purchaser will be liable for reasonable cancellation charges established by Seller. Orders for special Product, orders including "COM" (hereinafter defined) material and orders pursuant to expedited delivery programs, may not be canceled.</p>
Freight Prepaid	<p>Freight is prepaid and included in the price of all Products, except KnollTextiles, within the 48 contiguous United States for orders placed with Knoll, Inc. and within Canada, excluding the Yukon, Northwest Territories, Nunavut and Newfoundland for orders placed with Knoll North America Corp. Packing is tested for rigorous motion and transportation but is not guaranteed to protect furniture from all conditions. If special packaging is required for any reason, please consult with your sales representative or dealer. Seller shall select the method of shipment and routing. All shipments shall be tailgate deliveries. Freight for all KnollTextiles orders is prepaid and added to the invoice.</p>
Delivery/Freight Charges	<p>Shipments outside the contiguous 48 United States and Canada shall be shipped F.O.B. Origin.</p> <p>For shipments outside the contiguous United States and Canada, Purchaser is responsible for the cost of freight from point of embarkation, including any handling and transportation charges incidental to loading at the point of departure and unloading at the final destination.</p> <p>Conditions beyond the control of Seller, including weather, available facilities and traffic conditions, may affect exact time of delivery. Seller shall not be responsible for specific carrier delivery date or time unless it has made a specific delivery commitment, in writing.</p> <p>Nonstandard methods of shipment and/or additional services are available upon request. Purchaser will be billed for the differential cost of any special services in excess of standard surface carrier freight costs. Premium charges, at Purchaser's request, will be added for airfreight, exclusive use of vehicle and extra, export or special packaging. Accessorial charges will be added for inside delivery, extra labor, reassignment and redelivery.</p> <p>Partial shipments may be made and invoiced by Seller.</p>
Claims	<p>All shipments for Knoll Products within the contiguous United States and Canada are F.O.B. Origin. All risk of loss passes to Purchaser at time of delivery to carrier. Purchaser shall inspect all Products upon receipt and notify Seller within ten (10) working days after receipt of any damage or defects which are, or should be, apparent from an inspection of the Product and its packaging. Failure of Purchaser to notify Seller during the ten (10) working day period shall constitute acceptance of the Products and waiver of any apparent defects, errors or shortages. For all claims relating to Product damaged in transit or for any other claims relating to or arising out of the transportation of the Product, Purchaser must seek recovery from the carrier and Seller has no liability to Purchaser for such claims. Seller may, upon request, assist Purchaser with filing of such claims with the carrier, but Seller will not be liable for any of these transportation related claims.</p>
Seller's Security Interest	<p>Until Seller receives the full payment for the Product, Seller shall have a security interest in the Product. Purchaser agrees to perform all acts, including but not limited to the execution and filing of documentation, which may be necessary to perfect and assure the security interest of Seller.</p>
Returns	<p>The return of Products without a written authorization by Seller shall not be accepted. To receive authorization for Product return, please call Customer Service. All Products that are returned pursuant to a valid authorization shall be subject to a twenty-five percent (25%) of list restocking charge. Products not currently offered for sale by Seller (including COM) shall not be authorized for return. All returned Products must be unused, in original condition and in the original Seller packing cartons. No refund or credit shall be given for damaged Products.</p>
Held Orders/Storage	<p>If Purchaser requests that an order be held or delayed, prices and terms and conditions in effect at the time of shipment shall apply. If Purchaser requests a delay after the time when Seller can defer production, Purchaser will be invoiced for the Product, payable in accordance with standard terms, when the order is ready for shipment. Seller may transfer the Product to storage, in which case all expenses incurred in connection with storage, including demurrage, preparation for storage, storage charges and handling shall be payable by Purchaser upon submission of invoices by Seller. Risk of loss to the Product shall pass to the Purchaser upon delivery of the Product into storage.</p>

Selling Policy

Customer's Own Material	<p>A Purchaser who requests a fabric or other surface material not standard to Seller's line of Products ("COM") must submit samples of the requested material to Seller prior to entry of a purchaser order. Seller shall determine if the material is suitable to its manufacturing processes and meets any requirements of Underwriters Laboratories. If the COM is acceptable, Seller will then establish a price for using the COM or the Product in question. For a description of the procedures for submitting samples and testing, contact customer resources or your sales representative. Seller shall have no responsibility for the appearance, condition, performance, durability, colorfastness or any other physical attribute of the COM. Purchaser shall indemnify and hold Seller harmless for any damages, injuries or losses arising out of or related to use of the COM on the Product.</p>
Warranty	<p>Seller warrants to the original Purchaser only that the Products Seller manufactures and sells to Purchaser are free of defects in workmanship and materials, during the applicable warranty period set forth below.</p> <p>Warranty period set forth below is for 24-hour, 7 days a week, multi shift use (includes parts and labor to repair).</p> <p>Should any failure to conform with this limited warranty appear to a Product listed below during the applicable warranty period from the date of shipment, Seller shall, upon prompt written notice, repair or replace, at its option and costs, the affected part or parts.</p> <p><i>Product and Period of Warranty</i></p> <p><i>Lifetime: Antenna Workspaces, AutoStrada, Calibre, Crinion Open Table, Currents, Dividends Horizon, Equity, Morrison, Reff Profiles laminate, Series 2 Storage, Template and other non-wood components (except cascade edge worksurfaces, operational parts, controls, electrical, Lighting, Series 2 Veneer Front Storage, special or custom products, see below)</i></p> <p><i>12 Years: Chadwick, Essentials Work Chairs, Generation by Knoll, Life, Moment, MultiGeneration by Knoll, RPM and Sapper seating (except seating upholstery, textiles, leathers and finishes, see below).</i></p> <p><i>10 Years: Antenna Workspaces, AutoStrada, Crinion Open Table, Reff Profiles wood components, Series 2 Veneer Front Storage, cascade edge worksurfaces, Wood Casegoods (Magnusson, The Graham Collection) (except wood casegoods upholstered surfaces, see below), Interaction tables (except height adjustment mechanisms for Counterforce, crank-adjustable, and split-top tables and worksurfaces, see below), Reuter overheads, Reuter vertical storage, KnollExtra Sapper Monitor Arm Collection, Adjustable keyboard mechanisms and platforms, Communication Boards (except fabric board textiles, see below), Smokador collection (except leathers, see below), and Orchestra Universal Systems Accessories.</i></p> <p><i>5 Years: Operational parts, controls, electrical, Lighting (except light ballasts, bulbs and power supply, see below), special or custom product, wood veneer products, Currents handcrank, Interaction Counterforce, Interaction crank-adjustable, and split-top mechanisms, KnollStudio, CPU storage and all universal storage drawers.</i></p> <p><i>3 Years: Seating upholstery, textiles, leathers and finishes. Fabric boards textiles and Smokador Collection leathers.</i></p> <p><i>2 Years: All other KnollExtra product</i></p> <p><i>1 Year: Light ballasts, bulbs and power supply, seating upholstered armpads and soft armpads, wood casegoods upholstered surfaces.</i></p> <p>This warranty does not apply to:</p> <ul style="list-style-type: none">• Damage caused by a carrier other than the Seller.• Normal wear and tear or acts or omissions of parties other than Seller (including user modification, improper use or installation of Products).• COM or other third party materials applied to Products.• Products not installed by or under the auspices of a Knoll Dealer.• Dramatic temperature variations or exposure to unusual conditions.• Changes in surface finishes, including colorfastness due to aging or exposure to light.• Except as specifically noted above, textiles and upholstery supplied by <i>KnollTextiles</i> (consult current <i>KnollTextiles</i> price list for applicable warranty). <p>Natural variations occurring in wood, marble, and leather shall not be considered defects, and the Seller does not guarantee the colorfastness or matching of the colors, grains or textures, or surface hardness of such materials. The Seller also does not guarantee the colorfastness of fiberglass panel surfaces.</p> <p>THE EXPRESS WARRANTIES CONTAINED HEREIN ARE IN LIEU OF ALL OTHER WARRANTIES, EXPRESS OR IMPLIED, INCLUDING ANY WARRANTIES OF MERCHANTABILITY AND FITNESS FOR PARTICULAR PURPOSE AND ALL OTHER WARRANTIES ARISING FROM COURSE OF DEALING OR USAGE OF TRADE.</p> <p>The remedies provided above are the Purchaser's sole remedies for any failure of Seller to comply with its obligations regarding the workmanship of its Products. Correction of any nonconformity in the manner and for the period of time provided shall constitute complete fulfillment of all liabilities of Seller, with respect to or arising out of the Product furnished hereunder.</p>
Delay/Force Majeure	<p>Seller shall not be liable for failure to perform or for delay in performance due to fire, flood, strike or other labor difficulty, act of God, act of any governmental authority or of the Purchaser, riot, embargo, fuel or energy shortage, wrecks or delay in transportation, inability to obtain necessary labor, materials or manufacturing facilities from usual sources or failure of suppliers to meet their contractual obligations, or due to any cause beyond its reasonable control. If any such event occurs, Seller may extend delivery dates by a period of time necessary to overcome the effect of such delay, allocate available Product or cancel any purchase order.</p>
Compliance with Law	<p>PURCHASER IS SOLELY RESPONSIBLE FOR COMPLIANCE WITH ALL APPLICABLE FEDERAL, STATE AND LOCAL LAWS, ORDINANCES, REGULATIONS, RULES AND STANDARDS RELATING TO THE INSTALLATION, MAINTENANCE, USE AND OPERATION OF THE PRODUCTS.</p>
Patents	<p>Subject to the following provisions, Seller shall, at its own expense, defend or, at its option, settle any claim, suit or proceeding brought against the Purchaser, and/or its vendees, mediate and immediate, so far as based on an allegation that any Product or any part thereof furnished hereunder constitutes a direct or a contributory infringement of any claim of any patent of the United States or Canada. This obligation shall be effective only if Purchaser shall have made all payments then due hereunder and if Seller is notified promptly in writing and given authority, information and assistance for the defense of said claim, suit or proceeding. Seller shall pay all damages and costs awarded in such suit or proceedings so defended.</p> <p>The foregoing indemnity does not apply to the following:</p> <ul style="list-style-type: none">• Products supplied according to a design other than that of Seller, and which is required by the Purchaser.• Combination of the Product with another product not furnished hereunder unless Seller is a contributory infringer.• Any settlements of a suit or proceeding made without Seller's written consent.
Limitations of Liability	<p>SELLER, ITS CONTRACTORS, AUTHORIZED DEALERS AND SUBCONTRACTORS OR SUPPLIERS OF ANY TIER SHALL NOT BE LIABLE TO PURCHASER FOR ANY SPECIAL, INDIRECT, INCIDENTAL OR CONSEQUENTIAL DAMAGES ARISING FROM A BREACH OF THIS AGREEMENT.</p> <p>Purchaser's remedies set forth herein are exclusive and the liability of Seller with respect to the breach of this agreement or any contract entered into between the parties pursuant hereto shall not exceed the price of the Product or part on which such liability is based.</p>

KnollKey Lock Program

KnollKey Lock Program General Information

Following is the KnollKey lock policy, applicable to all products.

Knoll furniture can be ordered keyed-alike or random keyed. Key-alike and random keying instructions cannot be mixed on any single order. Only one of the two instructions can be used on an individual order. When an order is submitted with mixed (key-alike and random) instructions, Knoll will release the order as key-alike only and lock cores will have to be specified separately.

Key-alike

For the convenience of the user, furniture may be keyed alike at no charge. Write "Key-alike" in the description of your purchase order for any pedestal, overhead, file or other item you wish to have keyed alike.

Using the key-alike instructions, order cores and keys as line items on your purchase order. Do NOT submit a key-alike form. The Knoll East Greenville Lock Center will select key numbers from the standard range of K 001 - K 250. Key numbers will not be repeated unless over 250 sets are ordered. Lock cores keyed-alike will ship separately from the product, ready for field installation.

There is no charge for key-alike orders if placed with the furniture order.

IF THE KEY-ALIKE ORDER IS NOT PLACED AT LEAST TWO WEEKS PRIOR TO THE FURNITURE SHIP DATE, A \$50 HANDLING CHARGE AND AIR FREIGHT CHARGES WILL APPLY.

If product is ordered and shipped random-keyed, additional lock cores for key-alike are billable.

Random-Keying

To specify product keyed-random, write "key-random" in the product description. Random-keyed product is shipped with the lock core factory installed. A shrouded key is included. Random means no effort has been made to match key numbers, or to make them different.

Keys

A Knoll shrouded key is shipped with every lock core. 250 Key numbers are available. For numbers above 250, contact Custom Product Development. Additional keys and key blanks are available. See service parts for more information.

Master Keying

Knoll locks can be controlled by means of a master key. There is no additional per-lock charge for master keying. A letter of approval from the client must accompany orders for master keys.

Installing Lock Cores

Lock cores can be installed or removed in the field by using a change key. Cores must be in the unlocked position to be removed. See service parts for change key pattern number and pricing.

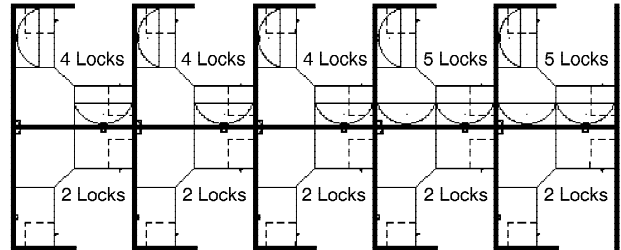
Lock Distribution

All orders for key-alike lock cores/keys are packaged and shipped from the East Greenville Lock Center, regardless of where the pedestals, overhead, or other units are produced. Random keyed product will have cores factory-installed.

How to Specify Key-Alike

Following is an example of how to specify key-alike for a cluster of 10 workstations.

Step 1 - Using the project floorplan, count the number of locks in each workstation.



Step 2 - Count the number of workstations with the same quantity of locks. Group together the workstations with a like number of locks.

5 workstations with 2 locks per station
3 workstations with 4 locks per station
2 workstations with 5 locks per station

Step 3 - For the first group (5 sets of 2 locks), enter the number of workstations in the quantity column.

Qty	Pattern #	Description	Unit List	Ext. List
5				

Step 4 - Then enter the pattern number "KSPEC_ _" and add a suffix for the number of locks for that group (i.e., for 2 locks per station, add the suffix "2"). Up to 30 lock cores are available in a set (i.e., KSPEC 30).

Qty	Pattern #	Description	Unit List	Ext. List
5	KSPEC 2	Set of 2 cores/keys	N / C	N / C

Step 5 - Repeat for other groups.

Qty	Pattern #	Description	Unit List	Ext. List
5	KSPEC 2	Set of 2 cores/keys	N / C	N / C
3	KSPEC 4	Set of 4 cores/keys	N / C	N / C
2	KSPEC 5	Set of 5 cores/keys	N / C	N / C

Your Key instructions are complete.

Knoll will select key numbers for each set from 250 available numbers. Additional key numbers are available through Custom Product Development. **For additions to existing installations, specify desired key numbers in the description.**

Service Parts

Pattern #	Description	List Price
KKEY_ _ _	Shrouded Key Specify key number desired	\$5
KBLANK	Shrouded Key Blank	\$5
KSPECB_ _ _	Retrofit Universal Core/Key Specify key number desired	\$22
KCHANGE	Change Key	\$5
HLKRKMASTER*	Master Key	\$7

*Note: A letter of approval on company letterhead from the client must accompany all orders for master keys.

General Ordering Information

The Products

This guide encompasses all standard products for this product group.

Sizes

Dimensions listed in this guide are indicated as:

H = height

W = width

D = depth

Dia. = diameter

Rad. = radius

Pricing

All prices shown are list.

How to Order

Select pattern numbers and quantities required for your complete installation. Product questions can be addressed in the specific sections of this guide or by contacting your sales representative or customer resource representative at 1-800-343-5665.

Next, select options (if required), along with colors and finishes appropriate to each product. Reference the Finishes and Fabrics pages for color designations.

On large installations, an item's "designated area" can be specified to assist in product organization and handling.

To expedite complete / correct entry of your order, be certain all pattern numbers, quantities, colors and area identifications are completely specified. Also, include complete purchase order numbers, bill-to and ship-to addresses, a contact name and specific factory shipping dates required.

Mail all orders to:

Knoll, Inc.

1235 Water Street

P.O. Box 157

East Greenville, PA 18041

Attention: Order Entry

Once your order is entered at Knoll, an acknowledgment will be mailed to you. You will be advised of your scheduled shipping date within five days of the original acknowledgment. If it is necessary to revise your order, please contact your customer resource representative.

Sustainability Statement

Sustainable design is a key component of Knoll's environmental focus. Our commitment to social responsibility and a healthy environment has prompted us to further articulate our longstanding environmental programs and, with encouragement and support from our colleagues in the industry, we have re-energized our focus on such "green" initiatives as life cycle analysis and LEED™ certification. Knoll is proud to have contributed to projects that have received LEED certification from the U.S. Green Building Council.

For the latest information on Knoll products that help our customers achieve LEED certification, log on to knoll.com, click on "About Knoll" and then "Environmental Focus."