

Introduction	Knoll and Sustainable Design	4
	AutoStrada Basics	5
	AutoStrada Materials and Details	6
	AutoStrada Finishes	7
	AutoStrada Fabric Options	8
	AutoStrada Paint and Laminate Finishes Matrix	9
Applied Wall	Introduction	10
	Planning the applied wall system	11
	Specifying the applied wall system	12
	Applied wall frames	13
	Horizontal channels	14
	Wall trim and corners	19
	Wall covers	21
	Display shelves	35
	Glass shelves	36
	Bookshelves	37
	Open overhead cabinets	38
	Sliding door overhead cabinets with glass doors	39
	Sliding door overhead cabinets with laminate or veneer doors	40
	Hinged door overhead cabinets	41
	Overhead storage mounting kits	42
	Power and wire management	43
	Accessories	45
Spine and linkable screens	Service Wall frames	46
	Wall crown and base trim covers	47
	Structural base cover kits	50
	Access covers	52
	Spine ends and connectors	57
	End Starters	66
	Panel system starters and T-ends	70
	Power components, spine	78
	Add up glass panels, for spine	81
	Linkable screens and windows	82
	Gallery Screens	88
	Glass Gallery Screens	89
	Panels	Tiled/Monolithic - mono side only with base raceway
Mono/Mono - exterior hard side no raceway		96
Tiled/Monolithic - both sides with base raceway		100
Tiled one side/Slatwall combo other		106
Slatwall/Fabric combo both sides - both sides with base raceway		110
Frameless glass add-ups for panels		111
Glass Gallery Screens		113
Posts, panels		114
Trim, panels		124
Power distribution components for one side raceway panels		128
Power distribution components		129
AutoStrada Ported Panel Components		134

Medians	42" Medians with binder depth top shelf	137
	42" Medians with binder depth top shelf cont'd	138
	42" Medians with legal depth top shelf	139
	42" Medians with legal depth top shelf cont'd	140
	42" Medians with double end gable	141
	42" Medians with double end gable cont'd	142
	42" Median storage, binder depth	143
	42" Median storage, legal depth	144
	49" Medians with binder depth top shelf	145
	49" Medians with binder depth top shelf cont'd	146
	49" Medians with legal depth top shelf	147
	49" Medians with legal depth top shelf cont'd	148
	49" Medians with double end gable	149
	49" Medians with double end gable cont'd	150
	49" Median storage, binder depth	151
	49" Median storage, legal depth	152
	Bridges	42" Bridge units
49" Bridge units		154
Top shelves for bridges		155
Window kits for bridges		157
Cabinets	Storage Anchored Cabinets, w/BBF and FF configurations	158
	Storage Anchored Cabinets, with hinged door configurations	160
	Storage Anchored Cabinets, w/ Wardrobe and BBF	162
	Storage Anchored Cabinets, w/ Wardrobe and FF	163
	Storage Anchored Cabinets w/front and back access	164
	Storage Anchored Cabinets, front access	170
	Storage Anchored brackets	173
	Storage anchored cabinet trim	174
	Freestanding Cabinets for private office	175
	Freestanding Cabinets for open plan use with metal case pedestals	179
Lower Storage	Metal case	180
	Wood or laminate case	185
	Box shelf	191
Overhead Storage	Overhead storage, wood cases	192
	Reuter flat front overhead cabinet	210
	Reuter overhead cabinet mounting options	211
	T5 Task Light for Reuter Overhead Storage	212
	T5 Task Light	213
	Reuter T5 mounting kit	214
Worksurfaces	Credenza Top Glass Divider	216
	Flush, user edge tapered	217
	Cord drop, user edge tapered	220
	Rectilinear, user and approach edges tapered	223
	Wedge, user and approach edges tapered	225
	Peninsula, user and approach edges tapered	226
	Tables	227
	Table desks	229
	Transaction tops	231
	Transaction Top Brackets	232
Support Components	Spine-based support	233
	Linkable screen mounted worksurface support	234
	Panel hung worksurface support	235
	Worksurface support	236
	Stiffeners	239
Accessories	Tackboard sections for medians and bridges	240
	Slatwall sections for medians and bridges	241
	Wall hung tackboards	242
	Worksurface stand-offs and cabinet feet	243

Crinion Open Table	Introduction	244
	Specifications	245
	Crinion Open Table Finishes	246
	Worksurfaces with center hinged power access	247
	Worksurfaces with edge grommet	248
	Worksurfaces with cord drop	249
	End counters	250
	Extended end counters	251
	File tops	253
	Complete base assemblies fixed height 24" D dual	254
	Complete base assemblies fixed height 24" D single sided	255
	Complete base assemblies fixed height 30" D dual	256
	Complete base assemblies fixed height 30" D single sided	257
	Complete base assemblies adjustable height 30" D dual	258
	Complete base assemblies adjustable height 30" D single sided	259
	Complete base assemblies fixed height 36" D dual	260
	Complete base assemblies fixed height 36" D single sided	261
	Complete base assemblies adjustable height 36" D dual	262
	Complete base assemblies adjustable height 36" D single sided	263
	Top channels	264
	Beams for single sided or dual tables	265
	Beams for dual tables	266
	Beams for single sided tables	267
	End legs, intermediate leg sets for dual tables	268
	End legs, intermediate leg sets for single sided tables	270
	End panels for dual tables and single sided tables, painted	271
	End panels for dual tables and single sided tables, laminate and veneer	272
	Beam trusses	273
	Worksurface support	274
	Modular Raceway	276
	Hardwire Raceway	282
	Cable tray and cable clips	283
	Beam mounted cable trays and cable baskets	284
	Center screens	285
	Shelves, adapters and buttresses for slatwall screens	287
	Side screens	288
	Return screens	290
	Dual end screens	292
	Single sided end screen	294
	Frameless glass Add up	296
	Morrison Network privacy screens	297
Alpha-Numeric Index		298
Selling Policy		314
KnollKey Lock Program		316
General Ordering Information		317

Knoll and Sustainable Design

Each year Knoll sets key initiatives in our journey to sustainability. We are members of a global consortium on energy, have adopted a scientific, metrics-based approach to sustainable product design, and maintain a leadership position in establishing universal, verifiable, sustainability standards for our industry.

Knoll promotes independent third-party certification because it provides the most impartial and trustworthy foundation for industry-wide environmental compliance. Certification by established and respected third parties ensures that all manufacturers are held to the same high standards and that customers can trust a company's declaration about the environmental benefits of its products. Knoll third-party partners include: the International Standards Organization (ISO); Forest Stewardship Council (FSC®); Rainforest Alliance; GREENGUARD® Environmental Institute; and Chicago Climate Exchange (CCX®).

In addition, Knoll is aligned with the U.S. Green Building Council and can help companies, healthcare organizations and educational institutions achieve Leadership in Energy and Environmental Design (LEED®) workplace certification.

1. Global Climate Change

- Knoll is a sponsor of the Clinton Global Initiative, which brings together a community of global leaders to devise and implement solutions to some of the world's most pressing challenges, including environmental change.
- Knoll is a member of the Chicago Climate Exchange, which promotes greenhouse gas reduction through the trading of credits earned for reducing emissions.
- Knoll has a comprehensive Energy Management Program to increase energy efficiency in products and processes.

2. Life Cycle Assessment (LCA) Tool

- Life Cycle Assessment is a science-based measurement of a product's environmental impacts throughout its life cycle, from raw materials sourcing through manufacture, shipping, use and re-use or end-of-life. LCA enables cradle-to-cradle implementation of sustainable practices.
- Knoll has partnered with The Green Standard.org to develop an affordable, universal ISO-compliant computer-based LCA tool that can be used by the entire contract furniture industry and is partnering on the development of an Environmental Product Declaration System (EPDs) for Knoll products. EPDs are verified documents containing LCA results and additional environmental performance information about a product.

3. Setting Industry Standards

- Knoll partners with MTS (The Institute for Market Transformation to Sustainability) to develop the SMaRT® Consensus Sustainable Products Standards, a set of consensus-based sustainable product standards based on the LEED® model, for all building products, fabric, apparel, flooring and carpet. MTS, the developer of SMaRT®, is an accredited American National Standards Institute (ANSI) standard developer.
- Knoll has established FSC® (Forest Stewardship Council) certified wood as the standard for general office open plan office systems, casegoods and tables.
- Knoll also participates in an ongoing BIFMA (Business and Institutional Furniture Manufacturers Association) initiative to establish level™ sustainability standards for the contract furniture industry.
- Our goal is to encourage all manufacturers in the contract furniture industry and related industries to adopt standards that will lead to sustainable products and practices.

For more information about Knoll and sustainable design, visit knoll.com/environment.

Introduction

With a commitment to innovation and modern aesthetics, Knoll sets the standard for the environment in which people work. AutoStrada is one of the most comprehensive office concepts to be developed by Knoll. Evolving workplace needs are met with innovative design, from private offices to collaborative spaces for team interaction.

AutoStrada addresses any office combination with a consistent aesthetic of high quality materials and carefully detailed design. Whether an office requires a high-performance open plan system, refined architectural case goods, progressive private office furniture, or a collaborative “big table” concept, AutoStrada provides a solution.

AutoStrada is a planning approach that combines furniture and interior architecture for both open plan and private offices spaces.

AutoStrada is a premium, one-source design.

AutoStrada is the definition of the most advanced technology management capabilities.

AutoStrada is modern. It is absolute design with a strong, basic design premise.

The Planning Models

Four AutoStrada planning models offer one set of continuous, intelligent, solutions-oriented capabilities.

Four ways AutoStrada redefines space:

- Spine-based planning
- Storage-anchored planning
- Collaborative table-based planning
- Architectural office planning

Any one environment could include solutions provided by any mix or all of the four planning models. Diverse planning models meet cross-cultural workplace environments everywhere.

AS1 AutoStrada spine based planning

AutoStrada spine based planning provides wall-like architectural order to office interiors and offers high performance technological support. The spine supports continuous off-module attachment of workspaces, storage components, KnollExtra accessories, and perpendicular linkable screens or panels to define workstations. The spine also manages and distributes power and communications throughout clusters of workstations, enabling convenient outlets at desk height and unobstructed access to cabling.

Spines can be built to any one foot increment of length and can be freestanding with outriggers to support cantilevered workspaces and overhead storage. Spines may also be integrated with attached panels or screens for support and enclosure. T-ends enable the spine to extend to absorb the dimensional gain of attached panels.

Spine covers include veneer, laminate, dry-erase marker, tackable fabric, integral shelves, slat wall and integral cable tray surfaces. Spines are available in three horizons--39”H, 48”H and 64”H-- and may be fitted with frameless glass add ups for additional privacy above any of four crown profiles.

Linkable screens are available in tackable upholstered or glazed panels and windows, with a complete range of connectors that also support workspaces and storage.

AS2 AutoStrada storage anchored planning

AutoStrada storage anchored planning redefines the open office architecture with aesthetic and functional alternatives to conventional panel-based systems. Storage anchored planning begins with the anchor cabinet to which either AutoStrada panels or wood or laminate surrounds are attached to create individual or shared work areas. Storage anchored planning combines the performance of systems furniture with elegant details more like custom millwork.

AutoStrada panels feature a laminate or veneer tiled grid to the floor, with aluminum reveals between tiles on the exterior, and fabric or fabric and slat wall surfaces on the inside of the workstation. Interior base raceway distributes power and communications throughout a cluster with outlets only on the inside of the panels. AutoStrada panel heights enable seated access (42”H), seated privacy (49”H) or standing privacy (64”H). Frameless glass add ups can be added to panels for additional privacy. Connectors support workspaces, overhead storage or shelves and KnollExtra paper management and technology support tools.

AutoStrada surrounds, in veneer or laminate surface, are ideal for raised floor environments and a visual alternative to panels. Median surrounds or median storage form the backbone to which bridges and anchor cabinets are attached. Medians include a back panel, one or two end gables, a counter surface and a workspace or shelves. Bridges include a back panel and workspace. AutoStrada surrounds typically describe workstation boundaries at a 49” horizon.

AS3 AutoStrada wall based planning

AutoStrada wall based planning integrates freestanding and wall supported storage, desks and tables to build distinctive workspaces in private offices and walled collaborative areas.

AutoStrada Applied Walls add systems performance to built walls, enabling various surface materials and off module support for shelves, overheads and workspaces. Applied wall is either 69”H or 84”H, in any 6” increment of width. Horizontal channels contain interchangeable inserts like veneer, marker surface, fabric, glass, slat wall or recessed covers, and accept brackets for a variety of accessories at any point. Wall frames transfer most of the supported load directly to the floor.

AutoStrada overheads and tackboards can also be directly attached to most built walls. Freestanding AutoStrada cabinets for private offices are available in 70” and 84” horizons.

AS4 AutoStrada collaborative planning

AutoStrada collaborative planning is based on the Crinion Open Table, which creates open shared workspaces for groups from two to ten or more at a continuous workspace “bench”. Designed to support teams of people Crinion Open Table is ideal for trading rooms, libraries and conference rooms.

Crinion Open Table offers a unique alternative to traditional workstations, with continuous cantilevered workspaces, unobstructed kneespace, convenient, capable power and communications distribution, and optional desktop privacy screens. An extremely strong structure supports workspaces up to 36”d each side and virtually unlimited in length.

Crinion Open Table may be complemented with AutoStrada metal or wood storage, or Calibre files and cabinets as parallel file banks or as returns.

Materials

AutoStrada offers a range of exceptional materials and finishes, including premium grade hardwood veneers, Techwood, laminate, clear anodized aluminum, and architectural glass.

Veneers are all hand selected to best showcase the beauty of natural grain. Every effort is made to ensure that Knoll veneers are the best that can be sourced in quality of color, consistency and size. Natural variations of wood are not considered to be defects. The natural process of color change in real wood products is part of the beauty and unique character of the material. Knoll expects wood to patina over time.

Techwood is a genuine wood veneer which has been enhanced by technology to provide color and grain consistency.

High recycled content aluminum is used in the manufacture of aluminum components.

High-pressure laminate surface materials have been selected for their durability and low maintenance.

FSC (Forest Stewardship Council) certified materials are available by request.

Construction details

All AutoStrada worksurfaces are 1 1/4" thick and are a 3 ply solid construction. Worksurfaces are available in rectilinear and wedge shapes. The distinctive 3/8" tapered edge can be specified on just the user side or also on the approach side. Worksurfaces can be specified "full depth" with or without grommets, or with a 3/8" cord drop along the back with a centered edge grommet.

Worksurfaces appear to "float" 1" above lower storage components. Pedestals and legs can support a worksurface height of 28 1/4"H (typically in open plan) or 29 5/8" (in private offices). The higher worksurface height requires wood pedestals equipped with cabinet feet.

Pedestals and overhead storage are available in either metal or wood case. Wood pedestals have full extension file drawer slides with bottom-loadable steel floor and 3/4 extension slides all wood construction box drawers.

Wood or laminate case cabinets with hinged doors and adjustable shelves require doors to be removed to adjust shelving; alternatively a special request 170° hinge package is available to retrofit cabinets in the field.

Metal pedestals and Reuter overhead storage cabinets with flat front are durable steel construction with painted, laminate or veneer drawer fronts.

Metal pedestals feature full width protruding aluminum pull. Metal pedestals have all full extension personal, data and file drawer slides.

Wood cases incorporate 3 ply construction and components are finished on all sides. Core material is 45lb density particleboard. Wood drawers feature dovetail joinery details. File drawers have steel floor and are bottom loadable. Wood drawers feature full width anodized aluminum recessed or protruding pull. File drawers include file bars to support letter or legal suspended filing in either direction.

Freestanding private office cabinets are supported by cylindrical extruded aluminum feet which match an optional worksurface standoff detail.

Spine, linkable screens, panels, legs and metal storage offer 1" or greater levelling capacity. Wood storage has 1/2" levelling.

Cable management

AutoStrada incorporates discreet and concealed wire management as well as four or six circuit power distribution in all four planning models, supporting low to very high technology requirements. Storage anchored surrounds, designed for raised floor environments, are the only planning type that does not have power distribution capability.

Leg design

AutoStrada support legs are a refined shape in clear anodized aluminum finish. Legs feature either lockable casters or a unique glide sleeve that allows leveling without exposed glide threads. A pair of straight legs or one 9" wide leg can support one end of a worksurface when the other end is spine-supported, panel-supported or joined to a perpendicular worksurface with AT2TB brackets. If distance between support spans over 48", additional support is required.

Two pairs of straight legs may also be specified to create a freestanding table in combination with an AutoStrada worksurface not to exceed 72" x 30" with a corresponding stiffener.

Locks

All pedestals and cabinets with drawers are supplied with a ganglock mechanism in place. In addition, cabinets 30" wide and over with drawers have an interlock anti-tip feature to prevent the opening of a second drawer when one is already open. Drawer fronts and door fronts where applicable are routed to receive the lock itself. Keying instructions for key alike must accompany all orders and are field installed. Products are shipped from the factory with random locks or lock plugs for key-alike orders.

Representative Dimensions

All dimensions in this price list are nominal and for representative purposes only. For specific build dimensions please consult specification planning tools or contact your Customer Service representative.

Line drawings in this price list are strictly for quick product identification.

Finishes**L - Laminate**

Matching edge band unless noted otherwise

117	Soft Grey
118	Bright White
114	Folkstone Grey
111	Jet Black
119	Pumice
121	Micro Grey with 114 Folkstone grey edge band
122	Brushed Sand with 119 Pumice edge band
123	Brushed Grey with 128 Fog edge band
128	Fog
129	Micro Sand with 119 Pumice edge band
124	Medium Cherry
125	Natural Maple
126	Natural Cherry
127	Walnut

V1 - Techwood Closed Pore

Y316	Maple
Y319	Cherry
Y323	Medium Walnut
Y326	Dark Mahogany
Y327	Light Oak
Y329	Medium Oak
Y341	Wenge
Y342	Medium Teak
Y343	Dark Grey Oak
Y344	Espresso
Y851	Black Oak
Y811	Natural
Y821	Blond Maple
Y831	Light Cherry

V2 – Natural veneer

V312	Bronze Cherry
V316	Maple
V411	Light Walnut
V415	Peacock Green Walnut
V417	Old English Walnut
V418	Smoked Walnut
V433	Light Fawn Cherry
V436	Medium Brown Cherry
<i>(all above V2's are flat cut)</i>	
V421	Chalk Oak
V423	Light Oak
V425	Amber Oak
V427	Brown Oak
Y439	Straight Anigre
<i>(all V2 Oaks are rift cut)</i>	

V3 – Exotic veneer

V512	Figured Anigre
V514	Makore
V515	Figured Sycamore
V513	Graphite Oak (rift cut)
V517	Natural Sapele <i>(all V3s are quarter cut)</i>

Paint**P1**

111	Jet Black
112	Brown
113	Dark Grey
114	Folkstone Grey
115	Medium Grey
116	Sandstone
117	Soft Grey

P2

611	Beige Mist Metallic
612	Medium Metallic Grey

P3

118	Bright White
613	Silver

Anodized

AA	Anodized Aluminum
----	-------------------

Plated

PT	Brushed Pewter
----	----------------

Glass G1

TEMP	Clear Tempered
------	----------------

Architectural Glass G2

GL6	Block Matrix
GL13	Powder

Mixed Finishes: (where applicable for work surfaces only)

To order mixed finishes, enter four digit finish code as follows:

Use 2 digit prefix to indicate surface finish (laminate)

11	Jet Black
14	Folkstone Grey
17	Soft Grey
18	Bright White
19	Pumice
21	Micro Grey
22	Brushed Sand
23	Brushed Grey
28	Fog
29	Micro Sand

Use 2 digit suffix to indicate edge finish (wood)

12	for V312
16	for V316, Y316
Y9	for Y319
Y3	for Y323
26	for Y326
27	for Y327
29	for Y329
43	for V433
45	for V415
46	for V436
47	for V417
48	for V418
52	for V512
53	for V513
54	for V514
55	for V515
57	for V517
61	for V411
71	for V421
73	for V423
75	for V425
77	for V427

Example:

For a Micro Grey laminate surface with Bronzed Cherry edge, enter finish code 2112

For a Jet Black laminate surface with Light Maple edge, enter finish code 1116

Fabric Options*Grade 10*

Bailey II (W359) ∅
 Broadcloth (W288)
 Element (W1077) ●
 Foundation (W351)
 Growth Spurt (W692)
 Newbury (W812) ∅
 Solid Crepe (W257) ∅
 Symbolic Detail (W693)
 Tailor Made (W133)
 Versatility (W432)

Grade 15

Regency (W210)

Grade 20

Archaea (W1254) ●
 Banyan (W443)
 Bauhaus Block (W296A)
 Circle Line (W1146)
 Clarity (W281)
 Criss Cross (W305)
 Devon (W809) ∅
 Melbourne (W228)
 Nematic (W1292)
 Outback (W229)
 Photon (W1293)
 Reflect (W884) ∅
 Resolution (W280)
 Walkabout (W230)
 Weave Three (W298)

Grade 30

Basket Draft (W249)
 Flow (W565)
 Harmony (W232)
 Interknit (W1090)
 Match Point (W1145)
 Micro (W465) *
 Progression (W403)
 Raku Cloth (W566)
 Relay (W1020) ▲

Grade 40

Amplify (W1215) ●
 Bandwidth (W1219) ●
 Clarkson (W1218)
 Hard Rock (W1007) ●
 Ornament (W1078)
 Palladium (W1030) ▲

Grade 45

Casual Elegance (W920)
 Dristi (K872) *

Grade 50

Knoll Hopsack (K1206)
 Presto (K1000) ●
 Ricochet (K498)

Grade 55

Knoll Felt (K1207) ▲
 Transition (W816)

**with backing only*

▲ Monolithic panels, linkable
 screens and tackboards only

● Linkable screens and add ups only

∅ May not be available in all colors.

Customers Own Material

Prices for panels that are to be manufactured with a customer supplied fabric will follow Grade 10 panel pricing. Customer's Own Material is subject to an application testing fee of \$750 per fabric and a \$2500 fee for UL testing. Panels bearing COM fabrics are subject to extended leadtimes. It is the responsibility of the customer's purchasing agent to ensure COM fabric is supplied for testing and manufacturing. Delays in receiving COM fabric for manufacturing will result in rescheduled delivery dates.

	All standard Paint Finishes	AA or all paints except Silver	Laminate Horizontal Surfaces	Laminate Vertical Surfaces	Anodized Aluminum Only
AS1 Spine Based	standard crown covers	spine base trim covers	worksurfaces	structural base covers	
	structural base covers	slat wall covers	tables	access covers	
	outlet covers	integral shelves		fronts for metal pedestals	
	spine connectors	flat crown covers		fronts for Reuter overheads	
	metal pedestals and fronts	flat crown covers		box shelves	
	Reuter cases and fronts	straight legs			
		wide legs			
AS2 Storage Anchored	slat wall, panel	panel top trim	worksurfaces	all laminate pedestals	top trim wider than 96"
	panel raceway covers	panel reveals		anchor cabinets	
		storage reveals		medians	
		pulls		bridges	
				tiles, panels	
AS3 Applied Wall & private office components	wall covers	horizontal channels up to 96"	worksurfaces	wall covers	horizontal channels wider than 96"
	coat hook	slat wall covers	tables	freestanding storage	
	picture hook	recess covers	applied wall shelves	wall hung overheads	
	bookends	end trim			
		cable tray			
		marker tray			
		display shelf			
AS4 Crinion Open Table	end legs	hinged access	worksurfaces, tapered edge and post formed		beams
	intermediate legs	top channel up to 96"			top channel longer than 96"
	cantilevers	screen frames			

Finish code	Finish name	Paint grade	All standard Paint Finishes	AA or all paints except Silver	Laminate Horizontal Surfaces	Laminate Vertical Surfaces	Anodized Aluminum Only
611	Beige Mist Metallic	P2	•	•			
118	Bright White	P3	•	•	•	•	
112	Brown	P1	•	•			
123	Brushed Grey				▲		
122	Brushed Sand				▲		
113	Dark Grey	P1	•	•			
128	Fog				•	•	
114	Folkstone Grey	P1	•	•	•	•	
111	Jet Black	P1	•	•	•	•	
115	Medium Grey	P1	•	•			
612	Medium Metallic Grey	P2	•	•			
121	Micro Grey				▲		
129	Micro Sand				▲		
119	Pumice				•	•	
116	Sandstone	P1	•	•			
613	Silver	P3	•				
117	Soft Grey	P1	•	•	•	•	
812	Easy Grey*						
813	Trim Grey*						
AA	Anodized Aluminum			•			•
LW	Markerboard White **						

Notes:

▲ All laminates have matching edge bands except:
 123 Brushed Grey has 128 Fog edge
 122 Brushed Sand has 119 Pumice edge
 121 Micro Grey has 114 Folkstone grey edge
 129 Micro Sand has 119 Pumice edge

* Easy Grey and Trim grey integral colors only available for
 Compact crown covers
 Linkable screen trim
 Linkable screen top caps
 Spine end connector top caps

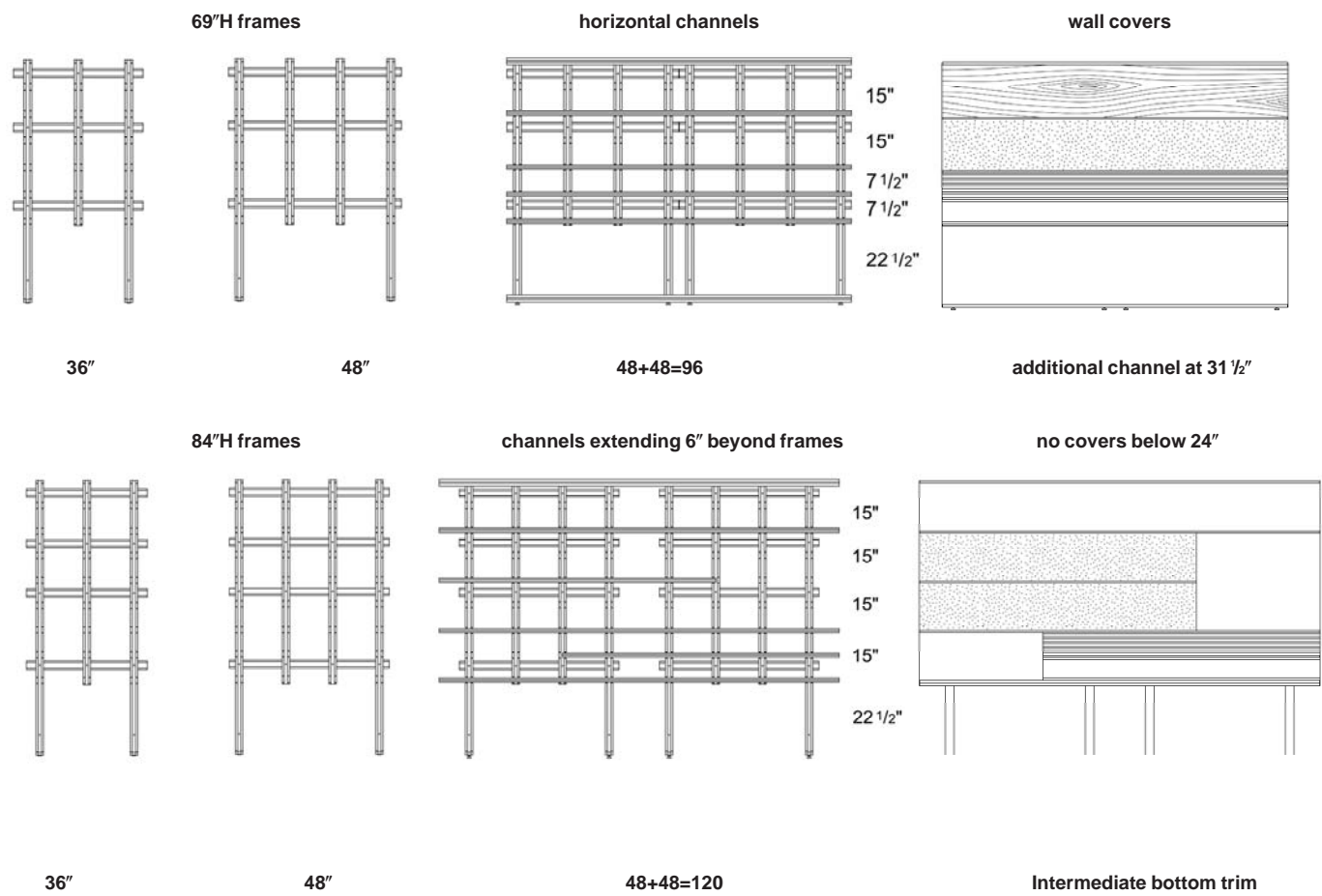
** Markerboard white is available only on AS1 spine access covers, AS3 Applied Wall covers and AS4 screens.

Introduction

AutoStrada Applied Wall System is designed for systems performance in built wall environments. Applied Wall enables a variety of interchangeable wall surface materials, continuous support for worksurfaces, shelves and overhead storage, power distribution and integrated wire management. Applied Wall System supports AutoStrada components in private offices and collaborative work spaces, while transmitting much of the weight load directly to the floor.

Applied Wall System includes:

- wall mount frames which stand on leveling glides and are secured to built walls
- horizontal channels that are attached to the frames
- covers that insert between the channels
- shelves and overhead storage components that can be engaged anywhere along the channels
- cable tray, worksurface support brackets and accessories



Frames

Wall mount frames are available in 69" and 84" horizons, 36" or 48" wide. Frames are steel weldments that include two or three horizontal rails through which frames are bolted to the vertical structure of the built wall. Adjacent frames can be leveled and shims enable each frame to be made plumb. At each side are vertical frame members with leveling glides. Between the side frame members are one or two intermediate studs that extend from approximately 24" above the floor to the top of the frame.

Channels

Channels are painted or natural anodized aluminum extrusions that hold covers and feature a continuous curved slot into which components and brackets are inserted. Channels are attached to the frames at each side member and stud with a bracket above and below. Channels do not need to align with frame widths and can extend up to 6" beyond the side of a frame.

Top channels, 36"-144" in width in 6" increments, attach only at the top of the frame and finish off the top of the assembly. Intermediate channels, 24"-144" in 6" increments of width, attach typically every 15" below the top channel, but may also be set at 7 1/2" or 22 1/2" increments to accommodate specific purpose covers such as slat wall or markerboards. Bottom channels, 36"-144" in 6" increments of width, attach only at the base of a wall frame to support covers below worksurface height (between 1 1/2" and 24" above the floor). If no covers are planned below 24" no bottom channel is required but intermediate bottom trim cover and vertical frame covers are recommended to enclose the structural frame.

Covers

Wall covers are designed to insert between channels and may be interchanged without removing channels. Covers are optional and not required behind overhead storage cabinets or below worksurface height, for example. The scope of wall covers includes:


- 7 1/2"H recess covers for surface-mounted plugmold and voice/data outlets, normally mounted just below worksurface height, with optional cable trays
- 7 1/2"H slat wall covers to support KnollExtra accessories
- 15" and 22 1/2"H tackable linoleum covers
- 7 1/2", 15", 22 1/2" and 30"H veneer, laminate, paint, fabric, tackable fabric covers
- 7 1/2", 15", 22 1/2", 30", 45" H marker.

All covers are available from 24"-96" in 6" increments of width except laminate and marker, 24"-72".

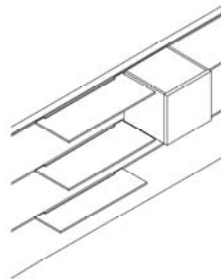
Components

- 5 1/2" deep display shelves in painted or clear anodized aluminum, 24"-72" wide in 6" increments
- 9" deep, 1/2" thick glass shelves and 12" deep plastic laminate or wood veneer bookshelves, 24"-72" wide, designed to align with the bottom of an adjacent cabinet,
- 9" deep glass and 12" deep plastic or veneer bookshelves to align with the top of an adjacent cabinet,
- open overhead storage units in plastic laminate or wood veneer, 18"-96" wide
- overhead storage units with solid or glass sliding doors, 42"-96" wide in 6" increments
- fully enclosed overhead storage units with hinged doors, 18"-96" wide,
- Reuter overhead storage, task lights and fascias for wood overhead storage,
- grommets for wall covers, surface mounted plugmold raceway and cable trays,
- support brackets for the back or end of a worksurface, and
- accessories such as coat hook, picture hook, marker tray, notepad, and horizontal/vertical wire manager clips.

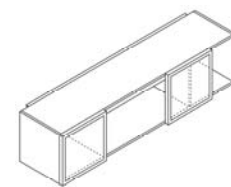
Other cover sets



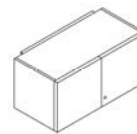
69" frames



Upper shelf, lower shelf, glass shelf and overhead

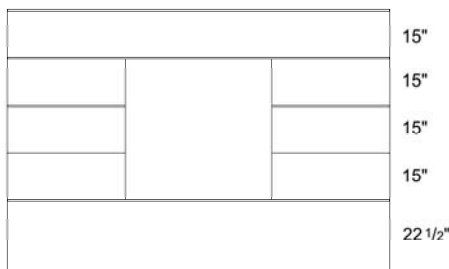


sliding doors



hinged doors

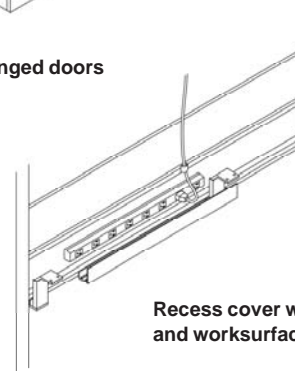
display wall with marker surface



84" frames



open overhead



Recess cover with cable tray and worksurface brackets

How to specify Applied Wall

1. Plan frames to support the height and width of the intended overall wall system. Frames can be installed side-by-side or as much as 12" apart to provide adequate structure for horizontal channels up to 6" wider than the frame on each side. For example, a 10' length of channels and wall covers can be supported by three 36" wide frames or by two 48" wide frames.
2. Specify horizontal channels at each level required for covers and overhead storage or shelves. A top channel is always required and intermediate channels may be attached to the frame at any 7 1/2" increment above 24", 31 1/2", 39", 46 1/2", 54", 61 1/2", or 69" above the floor.
3. Typically intermediate channels are planned at 24", 39" and 54" to support 15"h covers. An additional channel at 31 1/2" will enable 7 1/2"h covers above and below worksurface height for slat wall and power/wire management. Horizontal channels can be planned the full width of the wall or may be segmented to allow taller covers such as a markerboard in specific locations. Alternatively intermediate channels may be planned at 24" and 46 1/2" on a 69"H frame to support all 22 1/2" H covers.
4. Specify bottom channel to support 22 1/2"H covers between floor and 24". Specify intermediate bottom trim and vertical frame covers if leaving the frame open below 24".
5. Specify end trim if end of wall is visible and specify corner connectors, if any.
6. Specify functional covers such as recess cover, the mounting location for surface mounted power distribution and voice/data outlets, and slat wall covers. Also specify tackable or marker surface covers. Then fill in the wall with decorative covers such as wood veneer, plastic laminate, non-tackable fabric, or backpainted glass. If planning a bookshelf the cover below the shelf cannot be glass. Covers are not required behind overhead storage cabinets.
7. Specify overhead storage: display shelves at 31 1/2" or 39", lower bookshelves at 54" and upper bookshelves at 69" to align with adjacent overhead storage cabinets. Specify open, partially open or fully enclosed overhead storage in veneer or laminate surface. Overhead storage cabinets usually hang from a channel at 69" and bear against a channel at 54" above the floor.
8. Specify power and cable trays. Power is distributed by a surface mounted plugmold raceway with ten simplex outlets, available in three configurations: one- circuit three-wire, two-circuit four wire, or two-circuit six wire. A 24" wide plugmold with eight simplex outlets is also available. Raceways are always hardwired to the building power supply by an electrical contractor. Contractor will punch a hole through the recess cover behind the plugmold to connect from the wall to the plugmold. Recess cover also accommodates voice/data outlets and cable grommets are available to line a punched hole.
9. Specify worksurface supports. Worksurface support brackets can be attached to the channel at 24" above the floor or may be attached within a cable tray at the same level.
10. Add accessories.

Customer's Responsibility:**Attachment of AutoStrada Applied Wall System to built walls**





It is the responsibility of the customer and their structural engineer/architect to verify that the permanent built wall (studs, blocks, solid masonry, or other) to which the Applied Wall System is intended to be attached is designed to support the load bearing standards set forth below. It is also the responsibility of the customer and their structural engineer/architect to specify the fasteners and method for attaching the frames to the built wall and confirm that the installers have followed these specifications. For local standards and additional requirements such as seismic the customer should consult local building and safety codes.

Design loads:

69"H Applied wall: 240#/foot of width. Assume four 60 lb. vertical loads spaced evenly between 24" and 69" above the floor, with the load centered 11" from the built wall.
 84"H Applied wall: 300#/foot of width. Assume five 60 lb. vertical loads spaced evenly between 24" and 84" above the floor, with the load centered 11" from the built wall.

Warning/Disclaimer

Knoll is not responsible for the attachment method of the Applied Wall System product, which is the responsibility of the customer and its structural engineer/architect. Knoll is not responsible for the cost of preparing an existing wall nor the additional cost for a new wall to make them appropriate for the installation of the Applied Wall System product. Failure to properly attach the Applied Wall System to a wall capable of supporting the loads listed above can lead to property damage and/or personal injury.

description	h	w	d	pattern number	black
69"H frames 	69"	36"	1 1/4"	AAWS F6936	\$480.
	69"	48"	1 1/4"	AAWS F6948	597.
84"H frames 	84"	36"	1 1/4"	AAWS F8436	538.
	84"	48"	1 1/4"	AAWS F8448	656.
22 1/2" add on frames 	22 1/2"	36"	1 1/4"	AAWS F2236	262.
	22 1/2"	48"	1 1/4"	AAWS F2248	303.
30" add on frames 	30"	36"	1 1/4"	AAWS F3036	287.
	30"	48"	1 1/4"	AAWS F3048	319.

Order Code

Example:	AAWS F6936
A	AutoStrada
AWS	Applied wall system
F	Wall frame
69	Height
36	Width

Specification Information

Applied wall frames are painted black

Application Notes


Wall frames attach to built walls to provide level, vertical structure for complete applied wall system assemblies. Wall frames include two leveling glides, studs on 14" centers, and horizontal beams.

Knoll does not supply or recommend specific hardware to fasten frame to built wall.

Add on frames add 22 1/2" or 30" of height to 69" or 84" frames (or other add on frames). Add on frames include stacking hardware.

Horizontal channels

Top channels

description	h	w	d	pattern number	painted	aluminum
Top channel	1"	36"	1"	AAWS TC 036 ()	\$65.	\$65.
	1"	42"	1"	AAWS TC 042 ()	76.	76.
	1"	48"	1"	AAWS TC 048 ()	86.	86.
	1"	54"	1"	AAWS TC 054 ()	104.	104.
	1"	60"	1"	AAWS TC 060 ()	109.	109.
	1"	66"	1"	AAWS TC 066 ()	114.	114.
	1"	72"	1"	AAWS TC 072 ()	119.	119.
	1"	78"	1"	AAWS TC 078 ()	131.	131.
	1"	84"	1"	AAWS TC 084 ()	141.	141.
	1"	90"	1"	AAWS TC 090 ()	152.	152.
	1"	96"	1"	AAWS TC 096 ()	158.	158.
	1"	102"	1"	AAWS TC 102 ()	n/a	163.
	1"	108"	1"	AAWS TC 108 ()	n/a	174.
	1"	114"	1"	AAWS TC 114 ()	n/a	180.
	1"	120"	1"	AAWS TC 120 ()	n/a	185.
	1"	126"	1"	AAWS TC 126 ()	n/a	190.
	1"	132"	1"	AAWS TC 132 ()	n/a	207.
	1"	138"	1"	AAWS TC 138 ()	n/a	212.
	1"	144"	1"	AAWS TC 144 ()	n/a	217.

Order Code	Specification Information	Application Notes
Example: AAWS TC 036 AA	AA- Anodized Aluminum.	<p>Top channel attaches only at the top of wall frames to provide continuous slot for component support and retention for top of wall covers. Top channel encloses top of frames to within 1/4" of the built wall for cord passage.</p> <p>Specify top channel in length to match overall length of applied wall covers, or in shorter segments. Top channel can extend past wall frame up to 6" on each end.</p>
A AutoStrada	<p>All standard painted finishes except 613 Silver also available for channels up to 96" wide.</p>	
AWS Applied wall system		
TC Top channel		
036 Width		
AA Finish		

Horizontal channels

Top Up channels

description	h	w	d	pattern number	painted	aluminum
Top Up channel	1"	36"	1"	AAWS TU 036 ()	\$157.	\$157.
	1"	42"	1"	AAWS TU 042 ()	183.	183.
	1"	48"	1"	AAWS TU 048 ()	209.	209.
	1"	54"	1"	AAWS TU 054 ()	251.	251.
	1"	60"	1"	AAWS TU 060 ()	262.	262.
	1"	66"	1"	AAWS TU 066 ()	272.	272.
	1"	72"	1"	AAWS TU 072 ()	282.	282.
	1"	78"	1"	AAWS TU 078 ()	292.	292.
	1"	84"	1"	AAWS TU 084 ()	471.	471.
	1"	90"	1"	AAWS TU 090 ()	471.	471.
	1"	96"	1"	AAWS TU 096 ()	471.	471.
	1"	102"	1"	AAWS TU 102 ()	n/a	496.
	1"	108"	1"	AAWS TU 108 ()	n/a	496.
	1"	114"	1"	AAWS TU 114 ()	n/a	496.
	1"	120"	1"	AAWS TU 120 ()	n/a	496.
	1"	126"	1"	AAWS TU 126 ()	n/a	508.
	1"	132"	1"	AAWS TU 132 ()	n/a	508.
	1"	138"	1"	AAWS TU 138 ()	n/a	508.
	1"	144"	1"	AAWS TU 144 ()	n/a	508.

Order Code	Specification Information	Application Notes
Example: AAWS TU 073 AA	AA- Anodized Aluminum.	Top Up channels are an alternative to top channels at the top of wall frames or add on frames.
A AutoStrada	All standard painted finishes except Silver also available for channels up to 96" wide.	Top Up channel enables covers to be mounted above the applied wall. Specify ceiling channel separately to retain top of covers mounted above frames.
AWS Applied wall system		Top Up channel provides continuous slot for component support, retains top of covers on frame and bottom of covers mounted above frame.
TU Top Up channel		Top Up channel encloses top of frames to within 1/4" of the built wall for cord passage.
072 Width		Specify Top Up channel in length to match overall length of applied wall covers, or in shorter segments. Top Up channel can extend past wall frame up to 6" on each end.
AA Finish		

Horizontal channels

Ceiling channels

description	h	w	d	pattern number	painting	aluminum
Ceiling channel	1"	36"	1"	AAWS CC 036 ()	\$131.	\$131.
	1"	42"	1"	AAWS CC 042 ()	146.	146.
	1"	48"	1"	AAWS CC 048 ()	162.	162.
	1"	54"	1"	AAWS CC 054 ()	178.	178.
	1"	60"	1"	AAWS CC 060 ()	194.	194.
	1"	66"	1"	AAWS CC 066 ()	209.	209.
	1"	72"	1"	AAWS CC 072 ()	224.	224.
	1"	78"	1"	AAWS CC 078 ()	251.	251.
	1"	84"	1"	AAWS CC 084 ()	366.	366.
	1"	90"	1"	AAWS CC 090 ()	366.	366.
	1"	96"	1"	AAWS CC 096 ()	366.	366.
	1"	102"	1"	AAWS CC 102 ()	n/a	387.
	1"	108"	1"	AAWS CC 108 ()	n/a	387.
	1"	114"	1"	AAWS CC 114 ()	n/a	387.
	1"	120"	1"	AAWS CC 120 ()	n/a	387.
	1"	126"	1"	AAWS CC 126 ()	n/a	408.
	1"	132"	1"	AAWS CC 132 ()	n/a	408.
	1"	138"	1"	AAWS CC 138 ()	n/a	408.
	1"	144"	1"	AAWS CC 144 ()	n/a	408.

Order Code

Example:	AAWS CC 036 AA
A	AutoStrada
AWS	Applied wall system
CC	Ceiling channel
036	Width
AA	Finish

Specification Information

AA- Anodized Aluminum.
 All standard painted finishes except Silver also available for channels up to 96" wide.


Application Notes

Ceiling channels are fastened directly to the building wall to retain the top of covers up to 30"H mounted above wall frames with Top Up channel.
 Ceiling channels do not accept brackets for applied wall storage, shelves or accessories.
 Specify ceiling channels in lengths to match overall width of covers mounted above frames or in shorter segments.

Knoll does not supply or recommend specific hardware for fastening ceiling channel to building wall.

Horizontal channels

Intermediate channels

description	h	w	d	pattern number	painting	aluminum
Intermediate channel 	1"	24"	1"	AAWS IC 024 ()	\$55.	\$55.
	1"	30"	1"	AAWS IC 030 ()	60.	60.
	1"	36"	1"	AAWS IC 036 ()	65.	65.
	1"	42"	1"	AAWS IC 042 ()	76.	76.
	1"	48"	1"	AAWS IC 048 ()	81.	81.
	1"	54"	1"	AAWS IC 054 ()	98.	98.
	1"	60"	1"	AAWS IC 060 ()	104.	104.
	1"	66"	1"	AAWS IC 066 ()	109.	109.
	1"	72"	1"	AAWS IC 072 ()	114.	114.
	1"	78"	1"	AAWS IC 078 ()	126.	126.
	1"	84"	1"	AAWS IC 084 ()	146.	146.
	1"	90"	1"	AAWS IC 090 ()	152.	152.
	1"	96"	1"	AAWS IC 096 ()	158.	158.
	1"	102"	1"	AAWS IC 102 ()	n/a	163.
	1"	108"	1"	AAWS IC 108 ()	n/a	168.
	1"	114"	1"	AAWS IC 114 ()	n/a	174.
	1"	120"	1"	AAWS IC 120 ()	n/a	185.
	1"	126"	1"	AAWS IC 126 ()	n/a	196.
	1"	132"	1"	AAWS IC 132 ()	n/a	207.
	1"	138"	1"	AAWS IC 138 ()	n/a	212.
1"	144"	1"	AAWS IC 144 ()	n/a	217.	

Order Code

Example: AAWS IC 024 AA
A AutoStrada
AWS Applied wall system
IC Intermediate channel
024 Width
AA Finish

Specification Information

AA- Anodized Aluminum or any painted finish except 613 silver. Painted finish is not available on channels wider than 96".


Application Notes

Intermediate channels attach to wall frames to provide continuous slot for component support and retention for top and bottom of wall covers. Horizontal channels attach to wall frames at predetermined mounting locations depending on what height covers and overhead storage are planned on wall surface: 24", 31 1/2", 39", 46 1/2", 54", 61 1/2", 69" above the floor.

Specify channels in length to match overall length of applied wall covers, or in shorter segments. Intermediate channels can extend past wall frame up to 6" on each end. Channels include mounting hardware to attach to wall frame studs.

Horizontal channels

Bottom channels

description	h	w	d	pattern number	painting	aluminum
Bottom channel	1"	36"	1"	AAWS BC 036 ()	\$55.	\$55.
	1"	42"	1"	AAWS BC 042 ()	60.	60.
	1"	48"	1"	AAWS BC 048 ()	65.	65.
	1"	54"	1"	AAWS BC 054 ()	76.	76.
	1"	60"	1"	AAWS BC 060 ()	81.	81.
	1"	66"	1"	AAWS BC 066 ()	86.	86.
	1"	72"	1"	AAWS BC 072 ()	92.	92.
	1"	78"	1"	AAWS BC 078 ()	98.	98.
	1"	84"	1"	AAWS BC 084 ()	109.	109.
	1"	90"	1"	AAWS BC 090 ()	114.	114.
	1"	96"	1"	AAWS BC 096 ()	119.	119.
	1"	102"	1"	AAWS BC 102 ()	n/a	126.
	1"	108"	1"	AAWS BC 108 ()	n/a	131.
	1"	114"	1"	AAWS BC 114 ()	n/a	136.
	1"	120"	1"	AAWS BC 120 ()	n/a	141.
	1"	126"	1"	AAWS BC 126 ()	n/a	146.
	1"	132"	1"	AAWS BC 132 ()	n/a	152.
	1"	138"	1"	AAWS BC 138 ()	n/a	158.
	1"	138"	1"	AAWS BC 144 ()	n/a	163.

Order Code

Example:	AAWS BC 036 AA
A	AutoStrada
AWS	Applied wall system
BC	Bottom channel
036	Width
AA	Finish

Specification Information

AA - Anodized Aluminum or any painted finish except 613 Silver.

Painted finish is not available on channels wider than 96".

Application Notes



Bottom channels attach to bottom of wall frames to retain bottom of wall covers planned below 24". Specify channels in length to match overall length of applied wall covers, or in shorter segments. Bottom channels can extend past wall frame up to 6" on each end.

Includes hardware.

Bottom channel is not required if no covers are planned below intermediate channel mounted at 24" above floor. Specify intermediate bottom trim and vertical frame covers to cover exposed studs at bottom of each wall frame.

Wall trim and corners

End trims, intermediate trim

description	type	h	w	d	pattern no.	easy grey	painting or aluminum
	69"H + 22" add on	91 1/2"	1/8"	2 1/4"	AAWS ET 91 ()		\$151.
	69"H + 30" add on	99"	1/8"	2 1/4"	AAWS ET 99 ()		162.
	69"H frame	69"	1/8"	2 1/4"	AAWS ET 69 ()		98.
	84"H + 22" add on	106 1/2"	1/8"	2 1/4"	AAWS ET 106 ()		183.
	84"H + 30" add on	114"	1/8"	2 1/4"	AAWS ET 114 ()		194.
	84"H frame	84"	1/8"	2 1/4"	AAWS ET 84 ()		131.
	Field Modifiable	144"	1/8"	2 1/4"	AAWS ET 144 ()		224.
Wall end trim for frames open below 24"	69"H frame, open base	69"	1/8"	2 1/4"	AAWS ETO 69 ()		76.
	84"H frame, open base	84"	1/8"	2 1/4"	AAWS ETO 84 ()		92.
Intermediate trim cover		1 1/8"	144"	3/4"	AAWS IBT ()		96.
	Vertical frame covers (pair)	21"	2 1/2"	2"	AAWS VFC ()		43.

Order Code	Specification Information	Application
Example: AAWS ET 69 AA A AutoStrada AWS Applied wall system ET End trim 69 Width AA Finish	Intermediate bottom trim and Vertical frame covers are available in Easy Grey (812) or any standard painted finish except 613 Silver. All end trim inside and outside covers are available in AA anodized aluminum or any standard paint finish except 613 Silver. All standard painted finishes except silver are also available for all end trims up to 91"H.	Wall end trim encloses exposed end of applied wall frame and add on frames. If no wall covers are planned below 24" datum specify corresponding wall end trims for open base: 48"h for 69" h frames or 63"h for 84"h frames. If no covers are planned below 24" datum specify optional intermediate bottom trim, which may be cut on site to overall width of applied wall, and one pair of vertical frame covers to cover exposed studs of each wall frame.

Wall trim and corners


Inside and outside corners

AutoStrada

description	type	h	w	d	pattern no.	list	aluminum
Inside corner	69"H + 22 1/2" add on	91 1/2"	2 1/4"	2 1/4"	AAWS IL 91 ()		\$230.
	69"H + 30" add on	99"	2 1/4"	2 1/4"	AAWS IL 99 ()		230.
	69"H frame	69"	2 1/4"	2 1/4"	AAWS IL 69 ()		131.
	84"H + 22 1/2" add on	106 1/2"	2 1/4"	2 1/4"	AAWS IL 106 ()		230.
	84"H + 30" add on	114"	2 1/4"	2 1/4"	AAWS IL 114 ()		230.
	84"H frame	84"	2 1/4"	2 1/4"	AAWS IL 84 ()		168.
	Field Modifiable	144"	2 1/4"	2 1/4"	AAWS IL 144 ()		230.
Inside corner for frames open below 24"	69"H frame, open base	48"	2 1/4"	2 1/4"	AAWS ILO 69 ()		104.
	84"H frame, open base	63"	2 1/4"	2 1/4"	AAWS ILO 84 ()		126.




Outside corner	69"H + 22 1/2"H add on	91 1/2"	2 1/4"	2 1/4"	AAWS OL 91 ()		392.
	69"H + 30"H add on	99"	2 1/4"	2 1/4"	AAWS OL 99 ()		392.
	69"H frame	69"	2 1/4"	2 1/4"	AAWS OL 69 ()		207.
	84"H + 22 1/2"H add on	106 1/2"	2 1/4"	2 1/4"	AAWS OL 106 ()		392.
	Field modifiable	144"	2 1/4"	2 1/4"	AAWS OL 144 ()		392.
Outside corner for frames open below 24"	69"H frame, open base	48"	2 1/4"	2 1/4"	AAWS OLO 69 ()		152.
	84"H frame, open base	63"	2 1/4"	2 1/4"	AAWS OLO 84 ()		190.



Order Code	Specification Information	Application Notes
Example: AAWS IL 69 AA	AA - Anodized Aluminum.	<p>Inside corners and outside corners align and enclose the 90° junction of two wall frames or wall frames plus add on frames.</p> <p>Frames must match in height.</p> <p>Inside and outside corners require 2 1/4" square planning footprint.</p>
A AutoStrada	All standard painted finishes except silver are also available for all end trims up to 91"H.	
AWS Applied wall system		
IL Inside corner		
69 Width		
AA Finish		

Wall covers


Recess surface

description	h	w	d	pattern no.	easy grey	or painted aluminum	price
Recess cover 	7 1/2"	24"	3/4"	AAWS C0724 R ()		aluminum	\$76.
	7 1/2"	30"	3/4"	AAWS C0730 R ()		aluminum	86.
	7 1/2"	36"	3/4"	AAWS C0736 R ()		aluminum	98.
	7 1/2"	42"	3/4"	AAWS C0742 R ()		aluminum	109.
	7 1/2"	48"	3/4"	AAWS C0748 R ()		aluminum	117.
	7 1/2"	54"	3/4"	AAWS C0754 R ()		aluminum	137.
	7 1/2"	60"	3/4"	AAWS C0760 R ()		aluminum	146.
	7 1/2"	66"	3/4"	AAWS C0766 R ()		aluminum	157.
	7 1/2"	72"	3/4"	AAWS C0772 R ()		aluminum	166.
	7 1/2"	78"	3/4"	AAWS C0778 R ()		aluminum	176.
	7 1/2"	84"	3/4"	AAWS C0784 R ()		aluminum	186.
	7 1/2"	90"	3/4"	AAWS C0790 R ()		aluminum	206.
7 1/2"	96"	3/4"	AAWS C0796 R ()		aluminum	215.	
Recess end trim (pair)	6 1/2"	1/2"	3/4"	AAWS RET ()		29.	

Order Code	Specification Information	Application
Example: AAWS C0724 R AA		
A AutoStrada	Recess covers are available in AA anodized aluminum or any standard painted finish except 613 Silver.	Recess covers provide mounting location for continuous, surface-mounted plugmold strip or voice/data outlets. Recess covers are typically mounted below or just above desk height (24"-35 1/2" above floor).
AWS Applied wall system		
C Cover	Recess end trim is 812 Easy Grey or any standard painted finish except 613 Silver.	Recess covers insert between intermediate channels and are secured in position with screws. Recess covers are extruded, clear anodized aluminum surface.
07 Height		
24 Width		
R Recess cover		Recess cover should be at least 6" wider than 60" plugmold or 24" plugstrip to be mounted. Recess end trim encloses the ends of a recess cover where it meets any other cover type. Recess end trim kit includes one left hand and one right hand trim. Recess end trim is not required where recess cover meets wall end trim, corner connector or another recess cover.
AA Finish		

Wall covers



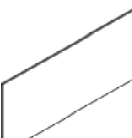
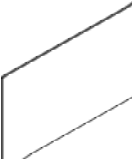
Slatwall surface

description	h	w	d	pattern no.	price	finished
						aluminum
Slatwall cover	7 1/2"	24"	1/2"	AAWS C0724 S ()	\$86.	
	7 1/2"	30"	1/2"	AAWS C0730 S ()	98.	
	7 1/2"	36"	1/2"	AAWS C0736 S ()	109.	
	7 1/2"	42"	1/2"	AAWS C0742 S ()	119.	
	7 1/2"	48"	1/2"	AAWS C0748 S ()	131.	
	7 1/2"	54"	1/2"	AAWS C0754 S ()	152.	
	7 1/2"	60"	1/2"	AAWS C0760 S ()	163.	
	7 1/2"	66"	1/2"	AAWS C0766 S ()	174.	
	7 1/2"	72"	1/2"	AAWS C0772 S ()	185.	
	7 1/2"	78"	1/2"	AAWS C0778 S ()	196.	
	7 1/2"	84"	1/2"	AAWS C0784 S ()	207.	
	7 1/2"	90"	1/2"	AAWS C0790 S ()	228.	
	7 1/2"	96"	1/2"	AAWS C0796 S ()	240.	

Order Code	Specification Information	Application
Example: AAWS C0724 S AA	AA - Anodized Aluminum only.	Slatwall covers provide four continuous, horizontal slots to accept a variety of KnollExtra paper management accessories and flat screen monitor arms. Slatwall covers are typically installed just above desk height (31 1/2 - 39" above floor).
A AutoStrada	Slatwall covers are available in AA anodized aluminum or any standard painted finish except 613 Silver.	Slatwall covers will support flat panel monitor arms with varying weight limitations based on mounting and application. Please refer to the KnollExtra price list for comprehensive mounting and weight limitation information by application.
AWS Applied wall system		
C Cover		
07 Height		
24 Width		
S Slatwall cover		
AA Finish		

Wall covers

Marker surface

description	h	w	d	pattern no.	list
Marker cover, 7 1/2"H 	7 1/2"	24"	1/2"	AAWS C0724 M ()	\$65.
	7 1/2"	30"	1/2"	AAWS C0730 M ()	72.
	7 1/2"	36"	1/2"	AAWS C0736 M ()	77.
	7 1/2"	42"	1/2"	AAWS C0742 M ()	82.
	7 1/2"	48"	1/2"	AAWS C0748 M ()	86.
	7 1/2"	54"	1/2"	AAWS C0754 M ()	91.
	7 1/2"	60"	1/2"	AAWS C0760 M ()	96.
	7 1/2"	66"	1/2"	AAWS C0766 M ()	100.
	7 1/2"	72"	1/2"	AAWS C0772 M ()	106.
Marker cover, 15"H 	15"	24"	1/2"	AAWS C1524 M ()	85.
	15"	30"	1/2"	AAWS C1530 M ()	95.
	15"	36"	1/2"	AAWS C1536 M ()	104.
	15"	42"	1/2"	AAWS C1542 M ()	112.
	15"	48"	1/2"	AAWS C1548 M ()	124.
	15"	54"	1/2"	AAWS C1554 M ()	135.
	15"	60"	1/2"	AAWS C1560 M ()	143.
	15"	66"	1/2"	AAWS C1566 M ()	152.
	15"	72"	1/2"	AAWS C1572 M ()	160.
Marker cover, 22 1/2"H 	22 1/2"	24"	1/2"	AAWS C2224 M ()	106.
	22 1/2"	30"	1/2"	AAWS C2230 M ()	118.
	22 1/2"	36"	1/2"	AAWS C2236 M ()	139.
	22 1/2"	42"	1/2"	AAWS C2242 M ()	151.
	22 1/2"	48"	1/2"	AAWS C2248 M ()	164.
	22 1/2"	54"	1/2"	AAWS C2254 M ()	177.
	22 1/2"	60"	1/2"	AAWS C2260 M ()	206.
	22 1/2"	66"	1/2"	AAWS C2266 M ()	211.
	22 1/2"	72"	1/2"	AAWS C2272 M ()	215.
Marker cover, 30"H 	30"	24"	1/2"	AAWS C3024 M ()	124.
	30"	30"	1/2"	AAWS C3030 M ()	143.
	30"	36"	1/2"	AAWS C3036 M ()	164.
	30"	42"	1/2"	AAWS C3042 M ()	181.
	30"	48"	1/2"	AAWS C3048 M ()	199.
	30"	54"	1/2"	AAWS C3054 M ()	219.
	30"	60"	1/2"	AAWS C3060 M ()	238.
	30"	66"	1/2"	AAWS C3066 M ()	254.
	30"	72"	1/2"	AAWS C3072 M ()	271.

Order Code

Example:	AAWS C0724 M LW
A	AutoStrada
AWS	Applied wall system
C	Cover
07	Height
24	Width
M	Marker cover
LW	Finish

Specification Information

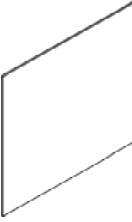
LW - Markerboard surface

Application

Markerboard cover is a white, dry-erase surface that fits flush with adjacent wall covers. Marker covers insert between channels set at the corresponding height differences.

Wall covers

Marker surface

description	h	w	d	pattern no.	list
Marker cover, 45"H 	45"	24"	1/2"	AAWS C4524 M ()	\$165.
	45"	30"	1/2"	AAWS C4530 M ()	189.
	45"	36"	1/2"	AAWS C4536 M ()	230.
	45"	42"	1/2"	AAWS C4542 M ()	255.
	45"	48"	1/2"	AAWS C4548 M ()	280.
	45"	54"	1/2"	AAWS C4554 M ()	307.
	45"	60"	1/2"	AAWS C4560 M ()	330.
	45"	66"	1/2"	AAWS C4566 M ()	356.
	45"	72"	1/2"	AAWS C4572 M ()	382.

Order Code

Example:	AAWS C0724 M LW
A	AutoStrada
AWS	Applied wall system
C	Cover
07	Height
24	Width
M	Marker cover
LW	Finish

Specification Information

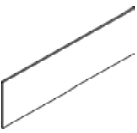
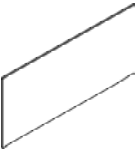
LW - Markerboard surface

Application

Markerboard cover is a white, dry-erase surface that fits flush with adjacent wall covers. Marker covers insert between channels set at the corresponding height differences.

Wall covers

Tackable linoleum

description	h	w	d	pattern no.	list
Linoleum cover, 15"H 	15"	24"	1/2"	AAWS C1524 L ()	\$139.
	15"	30"	1/2"	AAWS C1530 L ()	165.
	15"	36"	1/2"	AAWS C1536 L ()	198.
	15"	42"	1/2"	AAWS C1542 L ()	223.
	15"	48"	1/2"	AAWS C1548 L ()	256.
	15"	54"	1/2"	AAWS C1554 L ()	287.
	15"	60"	1/2"	AAWS C1560 L ()	320.
	15"	66"	1/2"	AAWS C1566 L ()	347.
	15"	72"	1/2"	AAWS C1572 L ()	379.
	15"	78"	1/2"	AAWS C1578 L ()	411.
	15"	84"	1/2"	AAWS C1584 L ()	443.
	15"	90"	1/2"	AAWS C1590 L ()	469.
15"	96"	1/2"	AAWS C1596 L ()	500.	
Linoleum cover, 22 1/2"H 	22 1/2"	24"	1/2"	AAWS C2224 L ()	193.
	22 1/2"	30"	1/2"	AAWS C2230 L ()	234.
	22 1/2"	36"	1/2"	AAWS C2236 L ()	277.
	22 1/2"	42"	1/2"	AAWS C2242 L ()	320.
	22 1/2"	48"	1/2"	AAWS C2248 L ()	368.
	22 1/2"	54"	1/2"	AAWS C2254 L ()	416.
	22 1/2"	60"	1/2"	AAWS C2260 L ()	464.
	22 1/2"	66"	1/2"	AAWS C2266 L ()	500.
	22 1/2"	72"	1/2"	AAWS C2272 L ()	549.
	22 1/2"	78"	1/2"	AAWS C2278 L ()	592.
	22 1/2"	84"	1/2"	AAWS C2284 L ()	639.
	22 1/2"	90"	1/2"	AAWS C2290 L ()	683.
22 1/2"	96"	1/2"	AAWS C2296 L ()	736.	

Order Code	Specification Information
Example: AAWS C0724 L 851	
A AutoStrada	851 Forbo #2186
AWS Applied wall system	852 Forbo #2162
C Cover	853 Forbo #2182
07 Height	854 Forbo #2166
24 Width	855 Forbo #2204
L Tackable linoleum	856 Forbo #2202
851 Finish	


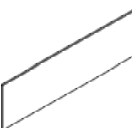
Specification Information
851 Forbo #2186
852 Forbo #2162
853 Forbo #2182
854 Forbo #2166
855 Forbo #2204
856 Forbo #2202

Application

Linoleum covers insert between horizontal channels to provide tackable, non-upholstered surface. Linoleum covers are tackable with 1/2" pushpins. Linoleum surface is firm enough to permit open shelf brackets to bear against face of cover.

Wall covers

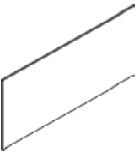
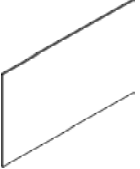
Tackable upholstered

description	h	w	d	pattern no.	Grade									
					10	15	20	30	35	40	45	50	55	
Tackable upholstered cover, 7 1/2"H 	7 1/2"	24"	1/2"	AAWS C0724 A ()	\$74.	\$76.	\$78.	\$83.	\$85.	\$88.	\$90.	\$96.	\$102.	
	7 1/2"	30"	1/2"	AAWS C0730 A ()	80.	82.	84.	89.	91.	93.	95.	102.	107.	
	7 1/2"	36"	1/2"	AAWS C0736 A ()	85.	88.	90.	94.	96.	98.	100.	107.	112.	
	7 1/2"	42"	1/2"	AAWS C0742 A ()	98.	100.	102.	103.	105.	108.	109.	112.	117.	
	7 1/2"	48"	1/2"	AAWS C0748 A ()	110.	112.	113.	114.	116.	118.	120.	123.	127.	
	7 1/2"	54"	1/2"	AAWS C0754 A ()	121.	123.	125.	126.	127.	130.	131.	135.	139.	
	7 1/2"	60"	1/2"	AAWS C0760 A ()	134.	135.	136.	138.	139.	142.	143.	146.	150.	
	7 1/2"	66"	1/2"	AAWS C0766 A ()	144.	146.	147.	148.	150.	152.	154.	157.	161.	
	7 1/2"	72"	1/2"	AAWS C0772 A ()	155.	157.	159.	160.	161.	164.	165.	168.	173.	
Tackable upholstered cover, 15"H 	15"	24"	1/2"	AAWS C1524 A ()	111.	112.	113.	114.	116.	118.	120.	121.	129.	
	15"	30"	1/2"	AAWS C1530 A ()	132.	134.	135.	136.	138.	140.	142.	143.	150.	
	15"	36"	1/2"	AAWS C1536 A ()	153.	154.	155.	157.	159.	161.	163.	164.	172.	
	15"	42"	1/2"	AAWS C1542 A ()	175.	176.	177.	179.	180.	183.	184.	185.	194.	
	15"	48"	1/2"	AAWS C1548 A ()	197.	198.	199.	201.	202.	205.	206.	207.	214.	
	15"	54"	1/2"	AAWS C1554 A ()	217.	218.	219.	221.	222.	225.	227.	228.	235.	
	15"	60"	1/2"	AAWS C1560 A ()	239.	241.	242.	244.	245.	248.	249.	251.	257.	
	15"	66"	1/2"	AAWS C1566 A ()	262.	263.	264.	265.	266.	269.	270.	272.	278.	
	15"	72"	1/2"	AAWS C1572 A ()	282.	283.	284.	285.	286.	289.	290.	293.	300.	

Order Code	Specification Information	Application
Example: AAWS C0724 A 288-6	See finish page for Knoll textile selections.	Tackable upholstered covers insert between horizontal channels to provide tackable, fabric surface. Covers are tackable with 1/2" pushpins. Fabric is railroaded. Open shelves cannot be positioned immediately above tackable fabric covers. Tackable core is not firm enough to permit open shelf brackets to bear against face of cover.
A AutoStrada		
AWS Applied wall system		
C Cover		
07 Height		
24 Width		
A Tackable upholstered		
288-6 Fabric		



Wall covers

Tackable upholstered

description	h	w	d	pattern no.	Grade								
					10	15	20	30	35	40	45	50	55
Tackable upholstered cover, 22½"H 	22½"	24"	½"	AAWS C2224 A ()	\$157.	\$161.	\$164.	\$167.	\$172.	\$175.	\$179.	\$185.	\$197.
	22½"	30"	½"	AAWS C2230 A ()	191.	195.	199.	202.	205.	209.	212.	219.	230.
	22½"	36"	½"	AAWS C2236 A ()	223.	228.	231.	234.	239.	243.	246.	253.	264.
	22½"	42"	½"	AAWS C2242 A ()	258.	262.	266.	269.	272.	276.	279.	286.	298.
	22½"	48"	½"	AAWS C2248 A ()	290.	295.	299.	302.	307.	310.	313.	320.	330.
	22½"	54"	½"	AAWS C2254 A ()	325.	328.	333.	336.	339.	343.	347.	354.	364.
	22½"	60"	½"	AAWS C2260 A ()	358.	362.	366.	369.	374.	377.	380.	387.	397.
	22½"	66"	½"	AAWS C2266 A ()	392.	395.	400.	404.	407.	411.	414.	421.	431.
	22½"	72"	½"	AAWS C2272 A ()	425.	429.	432.	436.	441.	444.	447.	455.	465.
Tackable upholstered cover, 30"H 	30"	24"	½"	AAWS C3024 A ()	286.	290.	293.	297.	302.	307.	311.	315.	333.
	30"	30"	½"	AAWS C3030 A ()	345.	350.	352.	355.	360.	364.	369.	374.	390.
	30"	36"	½"	AAWS C3036 A ()	405.	409.	411.	414.	419.	423.	427.	431.	449.
	30"	42"	½"	AAWS C3042 A ()	463.	467.	469.	473.	478.	482.	486.	490.	509.
	30"	48"	½"	AAWS C3048 A ()	522.	525.	527.	531.	536.	541.	545.	549.	566.
	30"	54"	½"	AAWS C3054 A ()	581.	584.	586.	590.	594.	598.	603.	607.	625.
	30"	60"	½"	AAWS C3060 A ()	638.	641.	644.	649.	653.	657.	662.	665.	684.
	30"	66"	½"	AAWS C3066 A ()	697.	700.	702.	706.	711.	716.	722.	725.	742.
	30"	72"	½"	AAWS C3072 A ()	756.	759.	761.	765.	769.	774.	780.	783.	801.

Order Code	Specification Information	Application
Example: AAWS C0724 A 288-6	See finish page for Knoll textile selections.	Tackable upholstered covers insert between horizontal channels to provide tackable, fabric surface. Covers are tackable with ½" pushpins. Fabric is railroaded. Open shelves cannot be positioned immediately above tackable fabric covers. Tackable core is not firm enough to permit open shelf brackets to bear against face of cover.
A AutoStrada		
AWS Applied wall system		
C Cover		
07 Height		
24 Width		
A Tackable upholstered		
288-6 Fabric		

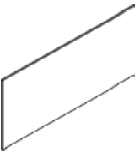
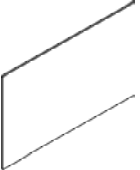
Wall covers
Non-tackable upholstered

description	h	w	d	pattern no.	Grade									
					10	15	20	30	35	40	45	50	55	
Non-tackable upholstered cover, 7 1/2"H 	7 1/2"	24"	1/2"	AAWS C0724 F ()	\$74.	\$76.	\$78.	\$83.	\$85.	\$88.	\$90.	\$96.	\$102.	
	7 1/2"	30"	1/2"	AAWS C0730 F ()	80.	82.	84.	89.	91.	93.	95.	102.	107.	
	7 1/2"	36"	1/2"	AAWS C0736 F ()	85.	88.	90.	94.	96.	98.	100.	107.	112.	
	7 1/2"	42"	1/2"	AAWS C0742 F ()	91.	93.	95.	99.	102.	104.	106.	112.	117.	
	7 1/2"	48"	1/2"	AAWS C0748 F ()	96.	98.	100.	105.	107.	109.	111.	117.	123.	
	7 1/2"	54"	1/2"	AAWS C0754 F ()	102.	104.	106.	110.	112.	114.	116.	123.	128.	
	7 1/2"	60"	1/2"	AAWS C0760 F ()	107.	109.	111.	115.	117.	119.	121.	128.	134.	
	7 1/2"	66"	1/2"	AAWS C0766 F ()	112.	114.	116.	120.	123.	125.	127.	134.	139.	
	7 1/2"	72"	1/2"	AAWS C0772 F ()	117.	119.	121.	126.	128.	130.	132.	139.	144.	
	7 1/2"	78"	1/2"	AAWS C0778 F ()	123.	125.	127.	131.	134.	136.	138.	144.	149.	
	7 1/2"	84"	1/2"	AAWS C0784 F ()	128.	130.	132.	137.	139.	141.	143.	149.	154.	
	7 1/2"	90"	1/2"	AAWS C0790 F ()	134.	136.	138.	142.	144.	146.	148.	154.	160.	
7 1/2"	96"	1/2"	AAWS C0796 F ()	139.	141.	143.	147.	149.	151.	153.	160.	165.		
Non-tackable upholstered cover, 15"H 	15"	24"	1/2"	AAWS C1524 F ()	93.	96.	98.	105.	107.	109.	112.	114.	119.	
	15"	30"	1/2"	AAWS C1530 F ()	104.	107.	109.	115.	117.	119.	123.	125.	130.	
	15"	36"	1/2"	AAWS C1536 F ()	114.	117.	119.	126.	128.	130.	134.	136.	141.	
	15"	42"	1/2"	AAWS C1542 F ()	125.	128.	130.	137.	139.	141.	144.	146.	151.	
	15"	48"	1/2"	AAWS C1548 F ()	136.	139.	141.	147.	149.	151.	154.	157.	162.	
	15"	54"	1/2"	AAWS C1554 F ()	146.	149.	151.	158.	160.	162.	165.	167.	173.	
	15"	60"	1/2"	AAWS C1560 F ()	157.	160.	162.	168.	171.	173.	176.	178.	183.	
	15"	66"	1/2"	AAWS C1566 F ()	167.	171.	173.	179.	181.	183.	187.	189.	195.	
	15"	72"	1/2"	AAWS C1572 F ()	178.	181.	183.	190.	193.	195.	198.	200.	205.	
	15"	78"	1/2"	AAWS C1578 F ()	189.	193.	195.	201.	203.	205.	208.	210.	215.	
	15"	84"	1/2"	AAWS C1584 F ()	200.	203.	205.	211.	213.	215.	218.	220.	225.	
	15"	90"	1/2"	AAWS C1590 F ()	210.	213.	215.	221.	223.	225.	229.	231.	236.	
	15"	96"	1/2"	AAWS C1596 F ()	220.	223.	225.	232.	234.	236.	241.	243.	248.	

Order Code	Specification Information	Application
Example: AAWS C0724 F 288-6	See finish page for Knoll textile selections.	Non-tackable upholstered covers insert between horizontal channels to provide fabric surface. Fabric is railroaded. Wood core is firm enough to permit open shelf brackets to bear against face of cover.
A AutoStrada		
AWS Applied wall system		
C Cover		
07 Height		
24 Width		
F Non-tackable upholstered		
288-6 Fabric		

Wall covers



Non-tackable upholstered

description	h	w	d	pattern no.	Grade									
					10	15	20	30	35	40	45	50	55	
Non-tackable upholstered cover, 22 1/2"H 	22 1/2"	24"	1/2"	AAWS C2224 F ()	\$126.	\$131.	\$135.	\$144.	\$149.	\$154.	\$160.	\$171.	\$187.	
	22 1/2"	30"	1/2"	AAWS C2230 F ()	139.	146.	149.	159.	164.	170.	175.	185.	202.	
	22 1/2"	36"	1/2"	AAWS C2236 F ()	153.	161.	164.	174.	179.	184.	190.	201.	216.	
	22 1/2"	42"	1/2"	AAWS C2242 F ()	168.	176.	179.	189.	195.	200.	205.	215.	231.	
	22 1/2"	48"	1/2"	AAWS C2248 F ()	183.	191.	195.	204.	209.	214.	219.	230.	247.	
	22 1/2"	54"	1/2"	AAWS C2254 F ()	199.	206.	209.	218.	223.	229.	234.	246.	262.	
	22 1/2"	60"	1/2"	AAWS C2260 F ()	213.	220.	223.	233.	239.	245.	250.	260.	276.	
	22 1/2"	66"	1/2"	AAWS C2266 F ()	228.	235.	239.	249.	254.	259.	265.	275.	290.	
	22 1/2"	72"	1/2"	AAWS C2272 F ()	244.	251.	254.	264.	269.	274.	279.	289.	307.	
	22 1/2"	78"	1/2"	AAWS C2278 F ()	258.	266.	269.	278.	283.	288.	294.	306.	321.	
	22 1/2"	84"	1/2"	AAWS C2284 F ()	273.	280.	283.	293.	299.	305.	310.	320.	336.	
	22 1/2"	90"	1/2"	AAWS C2290 F ()	287.	295.	299.	309.	314.	319.	324.	335.	351.	
22 1/2"	96"	1/2"	AAWS C2296 F ()	303.	311.	314.	323.	328.	334.	339.	350.	366.		
Non-tackable upholstered cover, 30"H 	30"	24"	1/2"	AAWS C3024 F ()	144.	151.	154.	165.	176.	181.	187.	193.	208.	
	30"	30"	1/2"	AAWS C3030 F ()	163.	171.	174.	184.	196.	201.	206.	211.	227.	
	30"	36"	1/2"	AAWS C3036 F ()	182.	190.	194.	204.	214.	219.	224.	230.	247.	
	30"	42"	1/2"	AAWS C3042 F ()	202.	209.	212.	222.	233.	239.	245.	250.	266.	
	30"	48"	1/2"	AAWS C3048 F ()	220.	228.	231.	243.	253.	258.	264.	269.	284.	
	30"	54"	3/4"	AAWS C3054 F ()	241.	248.	251.	262.	272.	277.	282.	287.	305.	
	30"	60"	1/2"	AAWS C3060 F ()	259.	267.	270.	280.	290.	297.	302.	308.	323.	
	30"	66"	1/2"	AAWS C3066 F ()	278.	285.	288.	300.	311.	316.	321.	326.	342.	
	30"	72"	1/2"	AAWS C3072 F ()	298.	306.	309.	319.	329.	335.	340.	345.	361.	
	30"	78"	1/2"	AAWS C3078 F ()	317.	324.	327.	338.	349.	354.	359.	364.	381.	
	30"	84"	1/2"	AAWS C3084 F ()	336.	343.	347.	357.	368.	374.	379.	384.	400.	
	30"	90"	1/2"	AAWS C3090 F ()	355.	362.	366.	377.	387.	392.	397.	404.	419.	
30"	96"	1/2"	AAWS C3096 F ()	375.	382.	385.	395.	407.	412.	417.	422.	438.		

Order Code	Specification Information	Application
Example: AAWS C0724 F 288-6	See finish page for Knoll textile selections.	Non-tackable upholstered covers insert between horizontal channels to provide fabric surface.
A AutoStrada		
AWS Applied wall system	Fabric is railroaded.	Wood core is firm enough to permit open shelf brackets to bear against face of cover.
C Cover		
07 Height		
24 Width		
F Non-tackable upholstered		
288-6 Fabric		

Wall covers

Laminate or Veneer surface

description	h	w	d	pattern no.	L	V1	V2	V3
Laminate or Veneer cover, 7 1/2"H 	7 1/2"	24"	1/2"	AAWS C0724 ()	\$62.	\$134.	\$166.	\$224.
	7 1/2"	30"	1/2"	AAWS C0730 ()	69.	141.	170.	235.
	7 1/2"	36"	1/2"	AAWS C0736 ()	72.	144.	172.	255.
	7 1/2"	42"	1/2"	AAWS C0742 ()	76.	148.	179.	276.
	7 1/2"	48"	1/2"	AAWS C0748 ()	80.	152.	184.	294.
	7 1/2"	54"	1/2"	AAWS C0754 ()	84.	157.	191.	314.
	7 1/2"	60"	1/2"	AAWS C0760 ()	89.	161.	199.	335.
	7 1/2"	66"	1/2"	AAWS C0766 ()	92.	164.	204.	353.
	7 1/2"	72"	1/2"	AAWS C0772 ()	96.	168.	210.	373.
	7 1/2"	78"	1/2"	AAWS C0778 ()	n/a	173.	216.	393.
	7 1/2"	84"	1/2"	AAWS C0784 ()	n/a	177.	222.	412.
	7 1/2"	90"	1/2"	AAWS C0790 ()	n/a	181.	230.	432.
	7 1/2"	96"	1/2"	AAWS C0796 ()	n/a	185.	235.	452.
Laminate or Veneer cover, 15"H 	15"	24"	1/2"	AAWS C1524 ()	78.	151.	183.	290.
	15"	30"	1/2"	AAWS C1530 ()	86.	159.	197.	330.
	15"	36"	1/2"	AAWS C1536 ()	94.	166.	208.	367.
	15"	42"	1/2"	AAWS C1542 ()	102.	174.	220.	406.
	15"	48"	1/2"	AAWS C1548 ()	111.	184.	235.	447.
	15"	54"	1/2"	AAWS C1554 ()	120.	195.	254.	485.
	15"	60"	1/2"	AAWS C1560 ()	128.	202.	263.	524.
	15"	66"	1/2"	AAWS C1566 ()	136.	210.	274.	562.
	15"	72"	1/2"	AAWS C1572 ()	142.	217.	285.	598.
	15"	78"	1/2"	AAWS C1578 ()	n/a	224.	299.	636.
	15"	84"	1/2"	AAWS C1584 ()	n/a	232.	311.	673.
	15"	90"	1/2"	AAWS C1590 ()	n/a	241.	323.	712.
	15"	96"	1/2"	AAWS C1596 ()	n/a	248.	335.	751.

Order Code	
Example: AAWS C0724 118	
A	AutoStrada
AAWS	Applied wall system
C	Cover
07	Height
24	Width
118	Finish

Specification Information

See finish page for laminate and veneer finish codes.

Product on this page will accept wood grain laminate where laminate is currently an option.

List price for wood grain laminate options will be current published laminate list price plus 10%.

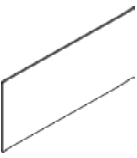
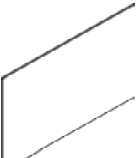
Application

Veneer or laminate covers insert between horizontal channels.

Techwood and natural veneer grain direction is horizontal.

Wall covers

Laminate or Veneer surface

description	h	w	d	pattern no.	L	V1	V2	V3
Laminate or Veneer cover, 22 1/2"H 	22 1/2"	24"	1/2"	AAWS C2224 ()	\$96.	\$170.	\$211.	\$371.
	22 1/2"	30"	1/2"	AAWS C2230 ()	107.	180.	225.	416.
	22 1/2"	36"	1/2"	AAWS C2236 ()	125.	199.	254.	490.
	22 1/2"	42"	1/2"	AAWS C2242 ()	136.	210.	272.	547.
	22 1/2"	48"	1/2"	AAWS C2248 ()	145.	220.	289.	600.
	22 1/2"	54"	1/2"	AAWS C2254 ()	155.	231.	308.	656.
	22 1/2"	60"	1/2"	AAWS C2260 ()	180.	244.	327.	718.
	22 1/2"	66"	1/2"	AAWS C2266 ()	184.	255.	343.	768.
	22 1/2"	72"	1/2"	AAWS C2272 ()	188.	266.	361.	824.
	22 1/2"	78"	1/2"	AAWS C2278 ()	n/a	276.	380.	881.
	22 1/2"	84"	1/2"	AAWS C2284 ()	n/a	287.	397.	938.
	22 1/2"	90"	1/2"	AAWS C2290 ()	n/a	300.	416.	995.
22 1/2"	96"	1/2"	AAWS C2296 ()	n/a	311.	433.	1,050.	
Laminate or Veneer cover, 30"H 	30"	24"	1/2"	AAWS C3024 ()	111.	184.	235.	448.
	30"	30"	1/2"	AAWS C3030 ()	127.	202.	262.	524.
	30"	36"	1/2"	AAWS C3036 ()	146.	220.	289.	601.
	30"	42"	1/2"	AAWS C3042 ()	160.	235.	314.	676.
	30"	48"	1/2"	AAWS C3048 ()	174.	250.	337.	750.
	30"	54"	1/2"	AAWS C3054 ()	193.	270.	366.	828.
	30"	60"	1/2"	AAWS C3060 ()	206.	284.	390.	904.
	30"	66"	1/2"	AAWS C3066 ()	219.	300.	414.	977.
	30"	72"	1/2"	AAWS C3072 ()	234.	314.	437.	1,052.
	30"	78"	1/2"	AAWS C3078 ()	n/a	328.	462.	1,125.
	30"	84"	1/2"	AAWS C3084 ()	n/a	343.	485.	1,198.
	30"	90"	1/2"	AAWS C3090 ()	n/a	358.	510.	1,273.
30"	96"	1/2"	AAWS C3096 ()	n/a	373.	532.	1,346.	

Order Code

Example:	AAWS C0724 118
A	AutoStrada
AAWS	Applied wall system
C	Cover
07	Height
24	Width
118	Finish

Specification Information

See finish page for laminate and veneer finish codes.

Product on this page will accept wood grain laminate where laminate is currently an option.

List price for wood grain laminate options will be current published laminate list price plus 10%.



Application

Veneer or laminate covers insert between horizontal channels.

Techwood and natural veneer grain direction is horizontal.

Wall covers

Painted surface

description	h	w	d	pattern no.	paint
Painted cover, 7 1/2"H 	7 1/2"	24"	1/2"	AAWS C0724 P ()	\$114.
	7 1/2"	30"	1/2"	AAWS C0730 P ()	115.
	7 1/2"	36"	1/2"	AAWS C0736 P ()	116.
	7 1/2"	42"	1/2"	AAWS C0742 P ()	144.
	7 1/2"	48"	1/2"	AAWS C0748 P ()	146.
	7 1/2"	54"	1/2"	AAWS C0754 P ()	147.
	7 1/2"	60"	1/2"	AAWS C0760 P ()	175.
	7 1/2"	66"	1/2"	AAWS C0766 P ()	177.
	7 1/2"	72"	1/2"	AAWS C0772 P ()	178.
	7 1/2"	78"	1/2"	AAWS C0778 P ()	180.
	7 1/2"	84"	1/2"	AAWS C0784 P ()	209.
	7 1/2"	90"	1/2"	AAWS C0790 P ()	211.
7 1/2"	96"	1/2"	AAWS C0796 P ()	212.	
Painted cover, 15"H 	15"	24"	1/2"	AAWS C1524 P ()	121.
	15"	30"	1/2"	AAWS C1530 P ()	125.
	15"	36"	1/2"	AAWS C1536 P ()	128.
	15"	42"	1/2"	AAWS C1542 P ()	158.
	15"	48"	1/2"	AAWS C1548 P ()	161.
	15"	54"	1/2"	AAWS C1554 P ()	163.
	15"	60"	1/2"	AAWS C1560 P ()	194.
	15"	66"	1/2"	AAWS C1566 P ()	197.
	15"	72"	1/2"	AAWS C1572 P ()	200.
	15"	78"	1/2"	AAWS C1578 P ()	203.
	15"	84"	1/2"	AAWS C1584 P ()	233.
	15"	90"	1/2"	AAWS C1590 P ()	236.
15"	96"	1/2"	AAWS C1596 P ()	241.	

Order Code

Example:	AAWS C0724 P 118
A	AutoStrada
AWS	Applied wall system
C	Cover
07	Height
24	Width
P	Painted surface
118	Finish

Specification Information

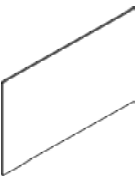
See finish page for painted finish codes.

Application

Painted wood covers insert between horizontal channels.
 Painted covers are powder coat or wet spray on medium density fiberboard.

Wall covers

Painted surface

description	h	w	d	pattern no.	paint
Painted cover, 22 1/2"H 	22 1/2"	24"	1/2"	AAWS C2224 P ()	\$128.
	22 1/2"	30"	1/2"	AAWS C2230 P ()	134.
	22 1/2"	36"	1/2"	AAWS C2236 P ()	138.
	22 1/2"	42"	1/2"	AAWS C2242 P ()	168.
	22 1/2"	48"	1/2"	AAWS C2248 P ()	173.
	22 1/2"	54"	1/2"	AAWS C2254 P ()	178.
	22 1/2"	60"	1/2"	AAWS C2260 P ()	209.
	22 1/2"	66"	1/2"	AAWS C2266 P ()	213.
	22 1/2"	72"	1/2"	AAWS C2272 P ()	218.
	22 1/2"	78"	1/2"	AAWS C2278 P ()	222.
	22 1/2"	84"	1/2"	AAWS C2284 P ()	256.
	22 1/2"	90"	1/2"	AAWS C2290 P ()	260.
22 1/2"	96"	1/2"	AAWS C2296 P ()	265.	
Painted cover, 30"H 	30"	24"	1/2"	AAWS C3024 P ()	135.
	30"	30"	1/2"	AAWS C3030 P ()	141.
	30"	36"	1/2"	AAWS C3036 P ()	147.
	30"	42"	1/2"	AAWS C3042 P ()	180.
	30"	48"	1/2"	AAWS C3048 P ()	185.
	30"	54"	1/2"	AAWS C3054 P ()	193.
	30"	60"	1/2"	AAWS C3060 P ()	224.
	30"	66"	1/2"	AAWS C3066 P ()	231.
	30"	72"	1/2"	AAWS C3072 P ()	236.
	30"	78"	1/2"	AAWS C3078 P ()	244.
	30"	84"	1/2"	AAWS C3084 P ()	278.
	30"	90"	1/2"	AAWS C3090 P ()	283.
30"	96"	1/2"	AAWS C3096 P ()	289.	

Order Code

Example:	AAWS C0724 P 118
A	AutoStrada
AWS	Applied wall system
C	Cover
07	Height
24	Width
P	Painted surface
118	Finish

Specification Information

See finish page for painted finish codes.

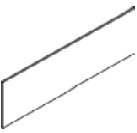
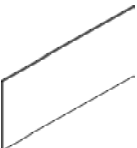
Application

Painted wood covers insert between horizontal channels.
 Painted covers are powder coat or wet spray on medium density fiberboard.

Wall covers

Backpainted glass surface

AutoStrada

description	h	w	pattern no.	881	882
Backpainted glass, 15"H 	15"	24"	AAWS C1524 G ()	\$256.	\$310.
	15"	30"	AAWS C1530 G ()	299.	352.
	15"	36"	AAWS C1536 G ()	341.	394.
	15"	42"	AAWS C1542 G ()	384.	437.
	15"	48"	AAWS C1548 G ()	426.	480.
	15"	54"	AAWS C1554 G ()	469.	523.
	15"	60"	AAWS C1560 G ()	513.	565.
	15"	66"	AAWS C1566 G ()	554.	607.
Backpainted glass, 22 1/2"H 	22 1/2"	24"	AAWS C2224 G ()	336.	406.
	22 1/2"	30"	AAWS C2230 G ()	400.	464.
	22 1/2"	36"	AAWS C2236 G ()	459.	523.
	22 1/2"	42"	AAWS C2242 G ()	523.	587.
	22 1/2"	48"	AAWS C2248 G ()	582.	661.
	22 1/2"	54"	AAWS C2254 G ()	639.	736.
	22 1/2"	60"	AAWS C2260 G ()	703.	810.
	22 1/2"	66"	AAWS C2266 G ()	762.	885.
	22 1/2"	72"	AAWS C2272 G ()	821.	960.

Order Code

Example:	AAWS C1524 G 881
A	AutoStrada
AWS	Applied wall system
C	Cover
15	Height
24	Width
G	Backpainted glass
881	Finish


Specification Information

Backpainted glass is 4mm thick.
 Specify glass surface:
 881 sea glass white
 882 star white
 Sea glass has natural glass tint.
 Star glass has low lead content for pure white appearance.

Application

Backpainted glass covers insert between horizontal channels to provide nearly opaque glass surface. Glass covers may be used as dry-erase marker surface.

Bookshelves cannot be mounted in channel directly above glass cover.

description	h	w	d	pattern no.	price	finished
						aluminum
Display shelf	1"	6"	5 1/2"	AAWS DS0605 ()	\$74.	aluminum
	1"	24"	5 1/2"	AAWS DS2405 ()	193.	aluminum
	1"	30"	5 1/2"	AAWS DS3005 ()	203.	aluminum
	1"	36"	5 1/2"	AAWS DS3605 ()	218.	aluminum
	1"	42"	5 1/2"	AAWS DS4205 ()	241.	aluminum
	1"	48"	5 1/2"	AAWS DS4805 ()	256.	aluminum
	1"	54"	5 1/2"	AAWS DS5405 ()	277.	aluminum
	1"	60"	5 1/2"	AAWS DS6005 ()	287.	aluminum
	1"	66"	5 1/2"	AAWS DS6605 ()	299.	aluminum
	1"	72"	5 1/2"	AAWS DS7205 ()	310.	aluminum

Order Code



Example:	AAWS DS2405 AA
A	AutoStrada
AWS	Applied wall system
DS	Display shelf
24	Width
05	Depth
AA	Finish

Specification Information

AA - Anodized Aluminum or any standard painted finish except 613 Silver.

Application

Display shelf is natural anodized aluminum extrusion with integral bracket detail that engages into horizontal channel at any point. Display shelves are typically mounted in channels at 31 1/2" or 39" above the floor. Display shelf can be mounted in channel between glass covers.

description	h	w	d	pattern no.	list	glass
Powder glass lower shelf 	1 1/2"	24"	9"	AAWS LS2409 G ()()		\$448.
	1 1/2"	30"	9"	AAWS LS3009 G ()()		480.
	1 1/2"	36"	9"	AAWS LS3609 G ()()		518.
	1 1/2"	42"	9"	AAWS LS4209 G ()()		560.
	1 1/2"	48"	9"	AAWS LS4809 G ()()		602.
	1 1/2"	54"	9"	AAWS LS5409 G ()()		651.
	1 1/2"	60"	9"	AAWS LS6009 G ()()		693.
	1 1/2"	66"	9"	AAWS LS6609 G ()()		741.
	1 1/2"	72"	9"	AAWS LS7209 G ()()		790.
Powder glass upper shelf 	1 1/2"	24"	9"	AAWS US2409 G ()()		448.
	1 1/2"	30"	9"	AAWS US3009 G ()()		480.
	1 1/2"	36"	9"	AAWS US3609 G ()()		518.
	1 1/2"	42"	9"	AAWS US4209 G ()()		560.
	1 1/2"	48"	9"	AAWS US4809 G ()()		602.
	1 1/2"	54"	9"	AAWS US5409 G ()()		651.
	1 1/2"	60"	9"	AAWS US6009 G ()()		693.
	1 1/2"	66"	9"	AAWS US6609 G ()()		741.
	1 1/2"	72"	9"	AAWS US7209 G ()()		790.
Book ends (pair)	7"	5"	7"	AAWS BE ()	59.	

Order Code	
Example: AAWS LS2409 G GL13 AA	
A	AutoStrada
AWS	Applied wall system
LS	Shelf
24	Width
09	Depth
G	Glass
GL13	Glass finish
AA	Support finish

Specification Information

GL13 - Powder glass only.

Glass platform is available in AA anodized aluminum or any standard painted finish except Silver.

Bookends are available in any standard painted finish.

Application

Glass shelves are supported by a 5 1/2" deep aluminum platform with integral bracket detail that engages into horizontal channel at any point.

Specify lower shelf for most applications to align with bottom of adjacent overhead storage cabinet. Specify upper shelf only to align with top of adjacent overhead storage cabinet.

Shelf bracket bears against surface of cover below so it cannot be positioned above glass or tackable fabric covers.



Book ends rest on glass shelf at any point to contain books or binders.

Bookshelves

laminate and veneer

AutoStrada

Applied Wall

description	h	w	d	pattern no.	list	L	V1	V2	V3
Laminate or veneer lower shelf 	1 1/2"	24"	12"	AAWS LS2412 () ()		\$203.	\$264.	\$303.	\$409.
	1 1/2"	30"	12"	AAWS LS3012 () ()		223.	290.	335.	451.
	1 1/2"	36"	12"	AAWS LS3612 () ()		246.	319.	367.	493.
	1 1/2"	42"	12"	AAWS LS4212 () ()		267.	347.	398.	537.
	1 1/2"	48"	12"	AAWS LS4812 () ()		287.	375.	430.	581.
	1 1/2"	54"	12"	AAWS LS5412 () ()		352.	458.	526.	708.
	1 1/2"	60"	12"	AAWS LS6012 () ()		330.	429.	493.	667.
	1 1/2"	66"	12"	AAWS LS6612 () ()		352.	458.	526.	708.
	1 1/2"	72"	12"	AAWS LS7212 () ()		374.	485.	557.	752.
Laminate or veneer upper shelf 	1 1/2"	24"	12"	AAWS US2412 () ()		203.	264.	303.	409.
	1 1/2"	30"	12"	AAWS US3012 () ()		223.	290.	335.	451.
	1 1/2"	36"	12"	AAWS US3612 () ()		246.	319.	367.	493.
	1 1/2"	42"	12"	AAWS US4212 () ()		267.	347.	398.	537.
	1 1/2"	48"	12"	AAWS US4812 () ()		287.	375.	430.	581.
	1 1/2"	54"	12"	AAWS US5412 () ()		352.	458.	526.	708.
	1 1/2"	60"	12"	AAWS US6012 () ()		330.	429.	493.	667.
	1 1/2"	66"	12"	AAWS US6612 () ()		352.	458.	526.	708.
	1 1/2"	72"	12"	AAWS US7212 () ()		374.	485.	557.	752.
Book ends (pair)	7"	5"	7"	AAWS BE ()	59.				

Order Code

Example:	AAWS LS2412 118 AA
A	Autostrada
AWS	Applied wall system
LS	Shelf
24	Width
12	Depth
118	Shelf finish
AA	Support finish

Specification Information

Shelf platform is available in AA anodized aluminum or any standard painted finish except 613 Silver.

Bookends are available in any standard painted finish.

See finish page for laminate and veneer finish codes.

Product on this page will accept wood grain laminate where laminate is currently an option. List price for wood grain laminate options will be current published laminate list price plus 10%.

Application

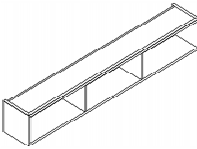
Laminate and veneer bookshelves are supported by a 5 1/2" deep aluminum platform with integral bracket detail that engages into horizontal channel at any point. Specify lower shelf for most applications to align with bottom of adjacent overhead storage cabinet. Specify upper shelf only to align with top of adjacent overhead storage cabinet. Shelf bracket bears against surface of cover below so it cannot be positioned above glass or tackable fabric covers.

Book ends rest on bookshelf at any point to contain books or binders.

Open overhead cabinets

Laminate or wood veneer

AutoStrada

description	h	w	d	pattern no.	L	V1	V2	V3
Open overhead, binder depth  96" w shown	15"	18"	14 1/4"	AAWS OBO 18 () ()	\$1,427.	\$1,480.	\$1,706.	\$2,218.
	15"	24"	14 1/4"	AAWS OBO 24 () ()	1,466.	1,519.	1,749.	2,274.
	15"	30"	14 1/4"	AAWS OBO 30 () ()	1,505.	1,559.	1,792.	2,331.
	15"	36"	14 1/4"	AAWS OBO 36 () ()	1,546.	1,601.	1,839.	2,389.
	15"	42"	14 1/4"	AAWS OBO 42 () ()	1,586.	1,639.	1,887.	2,453.
	15"	48"	14 1/4"	AAWS OBO 48 () ()	1,630.	1,683.	1,937.	2,519.
	15"	54"	14 1/4"	AAWS OBO 54 () ()	1,714.	1,770.	2,039.	2,649.
	15"	60"	14 1/4"	AAWS OBO 60 () ()	1,800.	1,857.	2,139.	2,780.
	15"	66"	14 1/4"	AAWS OBO 66 () ()	1,850.	1,913.	2,197.	2,859.
	15"	72"	14 1/4"	AAWS OBO 72 () ()	1,900.	1,968.	2,258.	2,937.
	15"	78"	14 1/4"	AAWS OBO 78 () ()	1,993.	2,066.	2,372.	3,083.
	15"	84"	14 1/4"	AAWS OBO 84 () ()	2,054.	2,127.	2,443.	3,176.
	15"	90"	14 1/4"	AAWS OBO 90 () ()	2,116.	2,192.	2,517.	3,271.
	15"	96"	14 1/4"	AAWS OBO 96 () ()	2,179.	2,257.	2,592.	3,640.
	Open overhead, legal depth	15"	18"	17 1/4"	AAWS OGO 18 () ()	1,541.	1,601.	1,840.
15"		24"	17 1/4"	AAWS OGO 24 () ()	1,582.	1,642.	1,888.	2,456.
15"		30"	17 1/4"	AAWS OGO 30 () ()	1,627.	1,684.	1,936.	2,518.
15"		36"	17 1/4"	AAWS OGO 36 () ()	1,670.	1,729.	1,985.	2,582.
15"		42"	17 1/4"	AAWS OGO 42 () ()	1,713.	1,770.	2,038.	2,649.
15"		48"	17 1/4"	AAWS OGO 48 () ()	1,759.	1,818.	2,092.	2,720.
15"		54"	17 1/4"	AAWS OGO 54 () ()	1,851.	1,911.	2,202.	2,862.
15"		60"	17 1/4"	AAWS OGO 60 () ()	1,944.	2,007.	2,310.	3,002.
15"		66"	17 1/4"	AAWS OGO 66 () ()	1,995.	2,066.	2,375.	3,089.
15"		72"	17 1/4"	AAWS OGO 72 () ()	2,051.	2,125.	2,441.	3,172.
15"		78"	17 1/4"	AAWS OGO 78 () ()	2,155.	2,232.	2,563.	3,330.
15"		84"	17 1/4"	AAWS OGO 84 () ()	2,219.	2,299.	2,639.	3,431.
15"		90"	17 1/4"	AAWS OGO 90 () ()	2,286.	2,366.	2,718.	3,533.
15"		96"	17 1/4"	AAWS OGO 96 () ()	2,354.	2,438.	2,800.	3,640.

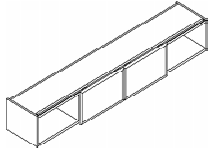
Order Code	Specification Information	Application
Example: AAWS OBO 18 118 115	See finish page for laminate and veneer finish codes. Product on this page will accept wood grain laminate where laminate is currently an option. List price for wood grain laminate options will be current published laminate list price plus 10%. Top trim may be specified in AA anodized aluminum or any standard painted finish except Silver. Mounting extrusions and anti dislodgement brackets match the AA trim or are black paint with any painted finish trim.	Open overhead cabinets include continuous mounting extrusion that engages into top or intermediate channel at any point. Overhead cabinets also include anti-dislodgement brackets that engage into intermediate channel below cabinet. Overhead cabinets normally mount between 54" and 69" above the floor.
A AutoStrada		
AWS Applied wall system		
OBO Open overhead cabinet		
18 Width		
118 Laminate or veneer		
115 Trim finish	Open overhead cabinets are binder height.	

Sliding door overhead cabinets with glass doors

Laminate or wood veneer

AutoStrada

Applied Wall

description	h	w	d	pattern no.	L	V1	V2	V3
 <p>96" w shown</p>	15"	42"	15 1/4"	AAWS OBR 42 () ()	\$2,948.	\$3,077.	\$3,859.	\$4,630.
	15"	48"	15 1/4"	AAWS OBR 48 () ()	3,039.	3,177.	3,977.	4,775.
	15"	54"	15 1/4"	AAWS OBR 54 () ()	3,129.	3,279.	4,095.	4,914.
	15"	60"	15 1/4"	AAWS OBR 60 () ()	3,220.	3,380.	4,213.	5,056.
	15"	66"	15 1/4"	AAWS OBR 66 () ()	3,309.	3,482.	4,332.	5,199.
	15"	72"	15 1/4"	AAWS OBR 72 () ()	3,399.	3,581.	4,450.	5,341.
	15"	78"	15 1/4"	AAWS OBR 84 () ()	3,571.	3,762.	4,674.	5,609.
	15"	84"	15 1/4"	AAWS OBR 84 () ()	3,677.	3,875.	4,815.	5,776.
	15"	90"	15 1/4"	AAWS OBR 90 () ()	3,787.	3,990.	4,958.	5,950.
	15"	96"	15 1/4"	AAWS OBR 96 () ()	3,902.	4,109.	5,106.	6,130.
Open/Sliding door(s) glass, legal depth	15"	42"	18 1/4"	AAWS OGR 42 () ()	3,182.	3,324.	4,165.	4,996.
	15"	48"	18 1/4"	AAWS OGR 48 () ()	3,279.	3,433.	4,293.	5,151.
	15"	54"	18 1/4"	AAWS OGR 54 () ()	3,378.	3,804.	4,422.	5,305.
	15"	60"	18 1/4"	AAWS OGR 60 () ()	3,475.	3,652.	4,550.	5,460.
	15"	66"	18 1/4"	AAWS OGR 66 () ()	3,576.	3,760.	4,678.	5,613.
	15"	72"	18 1/4"	AAWS OGR 72 () ()	3,672.	3,867.	4,807.	5,769.
	15"	78"	18 1/4"	AAWS OGR 78 () ()	3,856.	4,062.	5,048.	6,058.
	15"	84"	18 1/4"	AAWS OGR 84 () ()	3,972.	4,185.	5,199.	6,239.
	15"	90"	18 1/4"	AAWS OGR 90 () ()	4,090.	4,309.	5,355.	6,427.
	15"	96"	18 1/4"	AAWS OGR 96 () ()	4,214.	4,439.	5,516.	6,619.

Order Code

Example:	AAWS ORB 42 118 GL13 AA
A	AutoStrada
AWS	Applied wall system
ORB	Sliding glass door binder depth overhead
42	Width
118	Case finish
GL13	Glass finish
AA	Trim finish

Specification Information

See finish page for laminate, veneer and glass finish codes.

Product on this page will accept wood grain laminate where laminate is currently an option. List price for wood grain laminate options will be current published laminate list price plus 10%.

Trim finish is AA anodized aluminum or any standard painted finish except 613 Silver.

Mounting extrusion and anti dislodgement brackets match the AA trim or are black paint with any painted finish trim.

Application

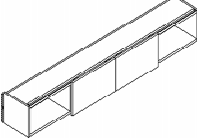
Sliding door overhead cabinets include continuous mounting extrusion that engages into top or intermediate channel at any point. Overhead cabinets also include anti-dislodgement brackets that engage into intermediate channel below cabinet. Overhead cabinets normally mount between 54" and 69" above the floor.

Overhead cabinets are binder height.
No locks.

Sliding door overhead cabinets with laminate or veneer doors

Laminate or wood veneer

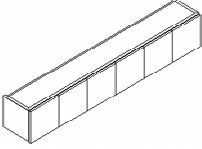
AutoStrada

description	h	w	d	pattern no.	L	V1	V2	V3
Open/Sliding door(s) laminate or veneer, binder depth  96" w shown	15"	42"	15 1/4"	AAWS OBS 42 () ()	\$2,469.	\$2,589.	\$3,290.	\$4,278.
	15"	48"	15 1/4"	AAWS OBS 48 () ()	2,546.	2,675.	3,391.	4,409.
	15"	54"	15 1/4"	AAWS OBS 54 () ()	2,623.	2,758.	3,493.	4,540.
	15"	60"	15 1/4"	AAWS OBS 60 () ()	2,698.	2,843.	3,593.	4,672.
	15"	66"	15 1/4"	AAWS OBS 66 () ()	2,775.	2,926.	3,695.	4,803.
	15"	72"	15 1/4"	AAWS OBS 72 () ()	2,850.	3,010.	3,795.	4,935.
	15"	78"	15 1/4"	AAWS OBS 78 () ()	2,992.	3,162.	3,986.	5,182.
	15"	84"	15 1/4"	AAWS OBS 84 () ()	3,081.	3,256.	4,106.	5,337.
	15"	90"	15 1/4"	AAWS OBS 90 () ()	3,174.	3,355.	4,227.	5,497.
	15"	96"	15 1/4"	AAWS OBS 96 () ()	3,268.	3,455.	4,354.	5,663.
Open/Sliding door(s) laminate or veneer, legal depth	15"	42"	18 1/4"	AAWS OGS 42 () ()	2,668.	2,793.	3,563.	4,618.
	15"	48"	18 1/4"	AAWS OGS 48 () ()	2,752.	2,886.	3,668.	4,760.
	15"	54"	18 1/4"	AAWS OGS 54 () ()	2,832.	2,978.	3,774.	4,902.
	15"	60"	18 1/4"	AAWS OGS 60 () ()	2,912.	3,069.	3,880.	5,044.
	15"	66"	18 1/4"	AAWS OGS 66 () ()	2,996.	3,162.	3,990.	5,188.
	15"	72"	18 1/4"	AAWS OGS 72 () ()	3,077.	3,252.	4,101.	5,329.
	15"	78"	18 1/4"	AAWS OGS 78 () ()	3,232.	3,414.	4,306.	5,596.
	15"	84"	18 1/4"	AAWS OGS 84 () ()	3,327.	3,517.	4,434.	5,763.
	15"	90"	18 1/4"	AAWS OGS 90 () ()	3,428.	3,622.	4,566.	5,938.
	15"	96"	18 1/4"	AAWS OGS 96 () ()	3,531.	3,731.	4,704.	6,114.

Order Code	Specification Information	Application
Example: AAWS OBS 42 118 AA A AutoStrada AWS Applied wall system OBS Sliding solid door binder depth overhead 42 Width 118 Finish AA Trim finish	See finish page for laminate and veneer finish codes. Product on this page will accept wood grain laminate where laminate is currently an option. List price for wood grain laminate options will be current published laminate list price plus 10%. Trim finish is AA anodized aluminum or any standard painted finish except 613 Silver. Mounting extrusion and anti dislodgement bracket match the AA trim or are black paint with any painted finish trim.	Sliding door overhead cabinets include continuous mounting extrusion that engages into top or intermediate channel at any point. Overhead cabinets also include anti-dislodgement brackets that engage into intermediate channel below cabinet. Overhead cabinets normally mount between 54" and 69" above the floor. Sliding door overheads are not available with locks. Overhead cabinets are binder height. No locks.

Hinged door overhead cabinets

Laminate or wood veneer

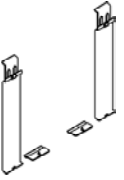
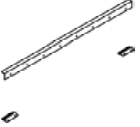
description	h	w	d	#drs/locks	pattern no.	L	V1	V2	V3
Hinged door overhead binder depth  96" w shown	15"	18"	15 1/4"	1/1	AAWS OBD 18L () ()	\$1,961.	\$2,026.	\$2,326.	\$3,026.
	15"	18"	15 1/4"	1/1	AAWS OBD 18R () ()	1,961.	2,026.	2,326.	3,026.
	15"	24"	15 1/4"	2/1	AAWS OBD 24 () ()	2,074.	2,141.	2,459.	3,199.
	15"	30"	15 1/4"	2/1	AAWS OBD 30 () ()	2,191.	2,265.	2,602.	3,384.
	15"	36"	15 1/4"	2/1	AAWS OBD 36 () ()	2,315.	2,394.	2,755.	3,580.
	15"	42"	15 1/4"	3/2	AAWS OBD 42 () ()	2,333.	2,414.	2,775.	3,605.
	15"	48"	15 1/4"	3/2	AAWS OBD 48 () ()	2,378.	2,457.	2,830.	3,677.
	15"	54"	15 1/4"	3/2	AAWS OBD 54 () ()	2,502.	2,585.	2,976.	3,868.
	15"	60"	15 1/4"	4/2	AAWS OBD 60 () ()	2,622.	2,707.	3,115.	4,050.
	15"	66"	15 1/4"	4/2	AAWS OBD 66 () ()	2,699.	2,792.	3,210.	4,175.
	15"	72"	15 1/4"	4/2	AAWS OBD 72 () ()	2,772.	2,866.	3,297.	4,284.
	15"	78"	15 1/4"	5/3	AAWS OBD 78 () ()	2,912.	3,017.	3,463.	4,503.
	15"	84"	15 1/4"	5/3	AAWS OBD 84 () ()	2,999.	3,107.	3,567.	4,638.
	15"	90"	15 1/4"	6/3	AAWS OBD 90 () ()	3,088.	3,200.	3,675.	4,778.
	15"	96"	15 1/4"	6/3	AAWS OBD 96 () ()	3,183.	3,297.	3,785.	4,920.
Hinged door overhead legal depth	15"	18"	18 1/4"	1/1	AAWS OGD 18L () ()	2,119.	2,187.	2,510.	3,266.
	15"	18"	18 1/4"	1/1	AAWS OGD 18R () ()	2,119.	2,187.	2,510.	3,266.
	15"	24"	18 1/4"	2/1	AAWS OGD 24 () ()	2,238.	2,313.	2,658.	3,456.
	15"	30"	18 1/4"	2/1	AAWS OGD 30 () ()	2,366.	2,445.	2,812.	3,655.
	15"	36"	18 1/4"	2/1	AAWS OGD 36 () ()	2,501.	2,586.	2,975.	3,866.
	15"	42"	18 1/4"	3/2	AAWS OGD 42 () ()	2,519.	2,619.	2,996.	3,895.
	15"	48"	18 1/4"	3/2	AAWS OGD 48 () ()	2,569.	2,652.	3,055.	3,973.
	15"	54"	18 1/4"	3/2	AAWS OGD 54 () ()	2,703.	2,791.	3,212.	4,178.
	15"	60"	18 1/4"	4/2	AAWS OGD 60 () ()	2,831.	2,925.	3,365.	4,375.
	15"	66"	18 1/4"	4/2	AAWS OGD 66 () ()	2,914.	3,016.	3,468.	4,507.
	15"	72"	18 1/4"	4/2	AAWS OGD 72 () ()	2,994.	3,095.	3,561.	4,628.
	15"	78"	18 1/4"	5/3	AAWS OGD 78 () ()	3,147.	3,259.	3,739.	4,863.
	15"	84"	18 1/4"	5/3	AAWS OGD 84 () ()	3,241.	3,356.	3,853.	5,009.
	15"	90"	18 1/4"	6/3	AAWS OGD 90 () ()	3,338.	3,457.	3,970.	5,158.
	15"	96"	18 1/4"	6/3	AAWS OGD 96 () ()	3,437.	3,561.	4,088.	5,314.

Order Code	Specification Information	Application
Example: AAWS OBD 24 L 118 AA A AutoStrada AWS Applied wall system OBD Hinged door binder depth overhead 24 Width L Lock 118 Case & matching door finish AA Trim finish	See finish page for laminate and veneer finish codes. Product on this page will accept wood grain laminate where laminate is currently an option. List price for wood grain laminate options will be current published laminate list price plus 10%. Trim finish is AA anodized aluminum or any standard painted finish except 613 Silver. Mounting extrusion and anti dislodgement brackets match the AA trim or are black paint with any painted finish trim.	Hinged door overhead cabinets include continuous mounting extrusion that engages into top or intermediate channel at any point. Overhead cabinets also include anti-dislodgement brackets that engage into intermediate channel below cabinet. Overhead cabinets normally mount between 54" and 69" above the floor. Overhead cabinets are binder height.

Overhead storage mounting kits

Adapters for Reuter and wall-attached wood overheads



AutoStrada

description	type	w	pattern no.	painting	black or AA
Reuter overhead storage downmount kit	Applied Wall		AAWS RO MK ()	\$172.	
					
Adapter kit for wood overhead storage	18"	16 1/2"	AAWS WOMK 18 ()		82.
	24"	22 1/2"	AAWS WOMK 24 ()		87.
	30"	28 1/2"	AAWS WOMK 30 ()		91.
	36"	34 1/2"	AAWS WOMK 36 ()		98.
	42"	40 1/2"	AAWS WOMK 42 ()		103.
	48"	46 1/2"	AAWS WOMK 48 ()		108.
	54"	52 1/2"	AAWS WOMK 54 ()		112.
	60"	58 1/2"	AAWS WOMK 60 ()		117.
	66"	64 1/2"	AAWS WOMK 66 ()		122.
	72"	70 1/2"	AAWS WOMK 72 ()		138.
	78"	76 1/2"	AAWS WOMK 78 ()		145.
	84"	82 1/2"	AAWS WOMK 84 ()		151.
	90"	88 1/2"	AAWS WOMK 90 ()		157.
96"	94 1/2"	AAWS WOMK 96 ()		162.	
					

Order Code	Specification Information	Application
Example: AAWS WOMK 18 AA		
A AutoStrada	For Reuter overhead downmount brackets - see finish page for painted finish code options.	Reuter overhead storage downmount kit adapts Reuter flat front or curved front cabinets to attach to top or intermediate channel. Kit includes two anti-dislodgement brackets that engage into intermediate channel below the cabinet.
AWS Applied wall system	Adapter kits for wood overheads are available in AA anodized aluminum or 111 black only.	
WOMK Wall mount bracket kit		
18 Width		
AA Finish		Adapter kit for wood overhead storage converts AutoStrada wall-attached single-high overhead cabinets to mount on the applied wall system.

Power and wire management

Cable trays and worksurface supports





description	application	h	w	d	pattern no.	list	painting or aluminum
		2 1/4"	24"	1 3/4"	AAWS CT24 ()		\$65.
		2 1/4"	30"	1 3/4"	AAWS CT30 ()		71.
		2 1/4"	36"	1 3/4"	AAWS CT36 ()		81.
		2 1/4"	42"	1 3/4"	AAWS CT42 ()		92.
		2 1/4"	48"	1 3/4"	AAWS CT48 ()		104.
		2 1/4"	54"	1 3/4"	AAWS CT54 ()		119.
		2 1/4"	60"	1 3/4"	AAWS CT60 ()		126.
		2 1/4"	66"	1 3/4"	AAWS CT66 ()		131.
		2 1/4"	72"	1 3/4"	AAWS CT72 ()		136.
	28 3/8" H worksurface	3"	2"		AAWS BE27 ()	109.	
	29 5/8" H worksurface	4"	2"		AAWS BE28 ()	109.	

Order Code	Specification Information	Application
Example: AAWS CT18 AA		
A AutoStrada		
AWS Applied Wall System		
CT Cable tray		
18 Width		
AA Finish		
	<p>Cable trays are available in AA - Anodized Aluminum or any standard painted finish except 613 Silver.</p> <p>End support brackets are available in all standard paint finishes.</p>	<p>Cable trays mount anywhere along any intermediate channel, and are typically installed below worksurface height in the channel 24" above the floor.</p> <p>When combined with recess cover above cable tray is effectively expanded from 1 3/4" to 2 1/2" deep.</p> <p>End support brackets include a flat base plate to engage into a slot in the base of the cable tray.</p>
		<p>End support brackets also directly engage into intermediate channel at 24" above floor to support back edge or one end of worksurface.</p>

Power and wire management

Surface mounted plugmold raceway

AutoStrada

description	h	w	d	pattern no.	aluminum
Plugmold, single circuit (3 wire, grey outlets) 	1 1/2"	60"	1 1/8"	AAWS RPM1 05 ()	\$377.
Plugmold, two circuits (4 wire, grey outlets shared neutral and ground) 	1 1/2"	60"	1 1/8"	AAWS RPM2 05 ()	471.
Plugmold, isolated (6 wire, gray + orange outlets independent neutral and ground) 	1 1/2"	60"	1 1/8"	AAWS RPM2I 05 ()	471.
Plugstrip, two circuits (4 wire, grey + orange outlets shared neutral and ground) 	1 1/2"	28"	1 1/8"	AAWS RPM2 02 ()	230.

Order Code

Example:	AAWS RPM1 03 AA
A	AutoStrada
AWS	Applied Wall System
RPM1	Plugmold raceway, one circuit
03	36" width
AA	Finish, Aluminum

Specification Information

AA - Aluminum only available finish.

Plugmold is 60" wide with outlets every 6" (ten simplex outlets total).

Plugstrip is 28" wide with outlets every 3" (eight outlets total).







Application

Plugmold is surface mounted raceway for one or two circuits. Plugmold includes ten simplex outlets, anodized aluminum covers and end caps. Plugmold may be linked or trimmed to length on site.

Plugstrip includes eight simplex outlets.

Plugstrip mounts to 30" or wider recess cover.

Power supply must be made by an electrical contractor, including hardwire connection from junction box in building to back side of plugmold raceway. Typically contractor punches a hole for connection through a recess cover positioned just above a junction box in the building wall.

description	h	w	d	pattern no.	list	paint or aluminum	black or AA only
Marker tray 	3/4"	24"	2 1/2"	AAWS MT24 ()		\$58.	
	3/4"	30"	2 1/2"	AAWS MT30 ()		63.	
	3/4"	36"	2 1/2"	AAWS MT36 ()		68.	
	3/4"	42"	2 1/2"	AAWS MT42 ()		73.	
	3/4"	48"	2 1/2"	AAWS MT48 ()		78.	
	3/4"	54"	2 1/2"	AAWS MT54 ()		99.	
	3/4"	60"	2 1/2"	AAWS MT60 ()		105.	
	3/4"	66"	2 1/2"	AAWS MT66 ()		110.	
	3/4"	72"	2 1/2"	AAWS MT72 ()		115.	
Easel pad holder 	2"	28"	1 1/8"	AAWS EASEL ()			89.
Picture hook 	1"	1 1/4"	1"	AAWS PH ()			19.
Coat hook 	2"	2 1/2"	1 1/2"	AAWS CH ()			19.
Wire manager clips (10/pk) 	3/4"	3/8"	3/4"	AAWS WMC	12.		
Cable grommet (10/pk) 	1 1/4"		1 1/4"	AAWS CG	10.		

Order Code

Example: AAWS MT24 AA
A AutoStrada
AWS Applied wall system
MT Marker tray
24 Width
AA Finish

Specification Information

- Markertray is available in AA anodized aluminum or any standard painted finish except 613 Silver.
- Easel pad holder is available in AA anodized aluminum or 111 black only.
- Picture hook and Coat hook are available in all standard painted finishes.
- Wire manager clips are easy grey plastic.
- Cable grommets are black plastic.

Application Notes

Applied wall system accessories include integral bracket detail that engages into top or intermediate channels at any point.



Easel pad holder includes three studs to hang standard 27"x34" easel pads on inside and outside face of bracket.

Wire manager clips may be used for horizontal or vertical wire management of lamp cords on the face of the applied wall.

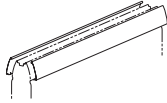
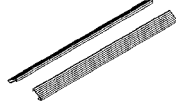


Cable grommet is 1 1/4" diameter trim ring for 1" diameter hole which may be punched in recess covers to route data/communications cables from inside of applied wall to the surface.

Service Wall frames

Standard and compact crown

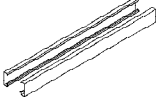
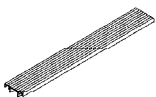



description	type	w	d	h	pattern number	black	list
	39"H	48"	5"	43"	APF1 3948	\$468.	
		60"	5"	43"	APF1 3960	539.	
		72"	5"	43"	APF1 3972	667.	
	48"H	48"	5"	52"	APF1 4848	516.	
		60"	5"	52"	APF1 4860	590.	
		72"	5"	52"	APF1 4872	736.	
	64"H	48"	5"	68"	APF1 6448	614.	
		60"	5"	68"	APF1 6460	701.	
		72"	5"	68"	APF1 6472	879.	
	39"H	48"	5"	40"	APFA1 3948	375.	
		60"	5"	40"	APFA1 3960	431.	
		72"	5"	40"	APFA1 3972	532.	
	48"H	48"	5"	49"	APFA1 4848	411.	
		60"	5"	49"	APFA1 4860	471.	
		72"	5"	49"	APFA1 4872	589.	
	64"H	48"	5"	65"	APFA1 6448	491.	
		60"	5"	65"	APFA1 6460	560.	
		72"	5"	65"	APFA1 6472	701.	
Acoustical inserts	39"H		2"	34"	APA 39		27.
	48"H		2"	43"	APA 48		32.
	64"H		2"	59"	APA 64		44.

Order Code	Specification Information	Application
Example: APFA1 3948	Wall frame pattern numbers begin with APF (standard crown) and APFA (compact crown) prefixes.	Service wall frames are the structural component of spine-based planning. Specify frames in any combination of widths to create the overall wall length required.
APF Spine frame		Frames include vertical studs every 12" on center, with cover mounting clips and cable manager inserts on both sides. Frames also include 4"H or 1" top crown with continuous channel for add-up panels. 4"H standard crown frames include shaped crowns for upmounting shelves and overhead storage cabinets, canopy lighting, or awnings at any point. Compact crown frames feature a slim profile crown with downmounting capability only.
A compact crown		Crown is bored to accept stackable add-up panels at 3" increments.
1 Generation	<i>Specify:</i>	Wall frames include two levelling feet with 2" travel, 12" from each side edge.
39 Height	<i>Fifth position: height</i>	Acoustical inserts fit between studs in service wall frame to increase control of sound transmission. Inserts are bagged in heights corresponding to wall frame. Specify four inserts for 48"W frame, five for 60"W frame, and six for 72"W frame. Service walls with acoustical inserts have been tested to STC 33. Inserts do not affect the NRC rating of the wall which is .40.
48 Width	39 39"H 48 48"H 64 64"H	Specify crown covers, raceway covers, structural base covers, and wall covers for each face of frame, and specify power components separately.
	<i>Seventh position: width</i>	
	48 48"W 60 60"W 72 72"W	
	All wall frames include 3" diameter, 2" levelling glides and one set of connectors to adjacent frame or wall connector. Frames are black painted finish.	



description	type	w	d	h	pattern number	paint	list	anodized alum
Crown covers (pair)	standard 	48"	5"	4"	APT 48 ()		\$33.	
		60"	5"	4"	APT 60 ()		40.	
		72"	5"	4"	APT 72 ()		45.	
		(specify painted finish)						
compact crown, integral color 	48"	5"	1"	APTA 48 ()			52.	
	60"	5"	1"	APTA 60 ()			62.	
	72"	5"	1"	APTA 72 ()			106.	
flat, low profile 	48"	5"	1"	APTL 48 ()		74.		74.
	60"	5"	1"	APTL 60 ()		93.		93.
	72"	5"	1"	APTL 72 ()		112.		112.
	96"	5"	1"	APTL 96 ()		149.		149.
	120"	5"	1"	APTL 120 ()		n/a		186.
(finish default AA, anodized aluminum)								
flat, high profile 	48"	5"	1 1/4"	APTH 48 ()		74.		74.
	60"	5"	1 1/4"	APTH 60 ()		93.		93.
	72"	5"	1 1/4"	APTH 72 ()		112.		112.
	96"	5"	1 1/4"	APTH 96 ()		149.		149.
	120"	5"	1 1/4"	APTH 120 ()		n/a		186.
(finish default AA, anodized aluminum)								

Spine and linkable screens

Order Code	Specification Information	Application
Example: APRA 480 AA	Wall crown pattern numbers begin with APT- (standard) and APTA- (compact) prefix, then frame width.	Crown, base trim, and structural base covers are required for every wall frame in corresponding widths. Covers are specified in pairs to cover both sides of a frame.
APR A Base trim	Standard crown covers are available in painted finish. Please specify painted finish from paint options listed on page 7.	Crown top caps are optional fillers for the crown where no add-up panels are planned. Standard crown end caps are included with all connectors. Compact crown end caps must be ordered individually or in kits of 10.
48 Width	Compact crown covers are available in Integral light grey (812 Easy grey) or dark grey (813 Trim grey) plastic.	Specify painted finish for standard crown end caps.
0 Outlet openings	Flat crown covers are available in clear anodized aluminum or painted finish options listed on page 7 excluding silver.	Specify light grey (812 Easy Grey) or dark grey (813 Trim Grey) integral color for crown top cap and compact crown end cap.
AA Finish	Base trim covers begin with APRA- prefix, then frame width. Base trim covers are available in clear anodized aluminum or painted finish options listed on page 7 excluding silver.	Flat crown covers in high profile are designed for 48" h spine to align with attached AutoStrada 49" h panels. In all other applications, specify low profile crown covers.
		Flat crown end caps in corresponding low or high profile are ordered separately as individual units.
		Flat crown end caps are required for all connectors except flat ends.

description	type	w	d	h	pattern number	paint	list	anodized alum
	no outlets	48"	–	4"	APRA 480 ()	\$125.		\$125.
		60"	–	4"	APRA 600 ()	150.		150.
		72"	–	4"	APRA 720 ()	180.		180.
		24"	2"	–	APT1 C24 ()		9.	
		36"	2"	–	APT1 C36 ()		15.	
		48"	2"	–	APT1 C48 ()		24.	
		60"	2"	–	APT1 C60 ()		27.	
		72"	2"	–	APT1 C72 ()		33.	
integral color only, plastic								
		24"	2"	–	APTA C24 ()	27.		27.
		36"	2"	–	APTA C36 ()	33.		33.
		48"	2"	–	APTA C48 ()	40.		40.
		60"	2"	–	APTA C60 ()	46.		46.
		72"	2"	–	APTA C72 ()	55.		55.
default finish AA, anodized aluminum								
	standard (replacement part)				APT ()		5.	
		compact			APTA CC1 ()		13.	
		compact (kit of 10)				APTA CC ()		107.

Order Code	Specification Information	Application
Example: APRA 480 AA APR A Base trim 48 Width 0 Outlet openings AA Finish	<p>Wall crown pattern numbers begin with APT- (standard) and APTA- (compact) prefix, then frame width.</p> <p>Standard crown covers are available in painted finish. Please specify painted finish from paint options listed on page 7.</p> <p>Compact crown covers are available in Integral light grey (812 Easy grey) or dark grey (813 Trim grey) plastic.</p> <p>Flat crown covers are available in clear anodized aluminum or painted finish options listed on page 7 excluding silver.</p> <p>Base trim covers begin with APRA- prefix, then frame width. Base trim covers are available in clear anodized aluminum or painted finish options listed on page 7 excluding silver.</p>	<p>Crown, base trim, and structural base covers are required for every wall frame in corresponding widths. Covers are specified in pairs to cover both sides of a frame.</p> <p>Crown top caps are optional fillers for the crown where no add-up panels are planned. Standard crown end caps are included with all connectors. Compact crown end caps must be ordered individually or in kits of 10.</p> <p>Specify painted finish for standard crown end caps.</p> <p>Specify light grey (812 Easy Grey) or dark grey (813 Trim Grey) integral color for crown top cap and compact crown end cap.</p>
		<p>Flat crown covers in high profile are designed for 48" h spine to align with attached AutoStrada 49" h panels. In all other applications, specify low profile crown covers.</p> <p>Flat crown end caps in corresponding low or high profile are ordered separately as individual units.</p> <p>Flat crown end caps are required for all connectors except flat ends.</p>

description	type	w	d	h	pattern number	paint	list	anodized alum
Crown end cap, metal	flat, low profile				APTL ()		\$31.	
						specify painted finish		
	flat, high profile				APTH ()		\$31.	
						specify painted finish		

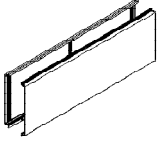
Order Code	Specification Information	Application
Example: APRA 480 AA		
APR A Base trim	Wall crown pattern numbers begin with APT- (standard) and APTA- (compact) prefix, then frame width.	Crown, base trim, and structural base covers are required for every wall frame in corresponding widths. Covers are specified in pairs to cover both sides of a frame.
48 Width	Standard crown covers are available in painted finish. Please specify painted finish from paint options listed on page 7.	Crown top caps are optional fillers for the crown where no add-up panels are planned. Standard crown end caps are included with all connectors. Compact crown end caps must be ordered individually or in kits of 10.
0 Outlet openings	Compact crown covers are available in Integral light grey (812 Easy grey) or dark grey (813 Trim grey) plastic.	Specify painted finish for standard crown end caps.
AA Finish	Flat crown covers are available in clear anodized aluminum or painted finish options listed on page 7 excluding silver.	Specify light grey (812 Easy Grey) or dark grey (813 Trim Grey) integral color for crown top cap and compact crown end cap.
	Base trim covers begin with APRA- prefix, then frame width. Base trim covers are available in clear anodized aluminum or painted finish options listed on page 7 excluding silver.	Flat crown covers in high profile are designed for 48”h spine to align with attached AutoStrada 49”h panels. In all other applications, specify low profile crown covers.
		Flat crown end caps in corresponding low or high profile are ordered separately as individual units.
		Flat crown end caps are required for all connectors except flat ends.

Structural base cover kits

Painted steel surface (pair)

AutoStrada

description	type	width	depth	height	pattern number	paint
Structural base covers (pair)	painted steel	48"	1"	16"	APCA AZ48S()	\$250.
		60"	1"	16"	APCA AZ60S()	291.
		72"	1"	16"	APCA AZ72S()	343.



Order Code

Example:	APCA AZ48S 118
APCA	Autostrada wall cover
AZ	Attachment zone
48	Width
S	Steel
118	Finish

Specification Information

Structural base cover kit pattern numbers begin with APCA AZ prefix, then cover width.

Starting at tenth position specify paint finish

Please specify painted finish for structural base covers from paint options listed on page 7.

Application Notes

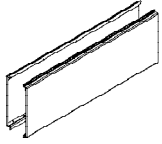
Structural base covers are required for every wall frame in corresponding widths. Covers are specified in pairs to cover both sides of a frame.

Structural base covers bolt to each side of the wall frame up to 21"H for structure and continuous attachment capability.

Structural base cover kits

Veneer and laminate surface (pair)


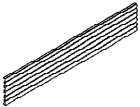

description	type	width	depth	height	pattern number	L	V1	V2	V3
Structural base covers (pair)	anodized aluminum or painted trim	48"	1"	16"	APCA AZ48 ()()	\$744.	\$798.	\$866.	\$1,179.
		60"	1"	16"	APCA AZ60 ()()	821.	871.	953.	1,334.
		72"	1"	16"	APCA AZ72 ()()	855.	892.	1,000.	1,451.



Order Code	Specification Information	Application Notes
<p>Example: APCA AZ48 V312 AA</p> <p>APCA AutoStrada wall cover</p> <p>AZ Attachment zone</p> <p>48 Width</p> <p>V312 Cover finish</p> <p>AA Trim finish</p>	<p>Structural base cover kit pattern numbers begin with APCA AZ prefix, then cover width.</p> <p><i>Starting at ninth position specify laminate, veneer or techwood finish</i></p> <p>Product on this page will accept wood grain laminate where laminate is currently an option. List price for wood grain laminate options will be current published laminate list price plus 10%.</p> <p>Laminate and veneer covers have an anodized aluminum or painted trim at the top and bottom of each cover. Painted finish options listed on page 7 excluding silver.</p>	<p><i>Please specify laminate, V1, V2 or V3 finish from finish options listed on page 7.</i></p> <p>Structural base covers are required for every wall frame in corresponding widths. Covers are specified in pairs to cover both sides of a frame.</p> <p>Structural base covers bolt to each side of the wall frame up to 21"H for structure and continuous attachment capability.</p>

Access covers

Slatwall, cable tray and outlets covers

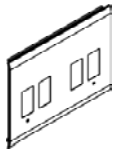
description	height	depth	width	pattern number	list	textured
9"H cable tray covers 	9"	1"	12"	APCA 0912 C ()	\$71.	
		1"	24"	APCA 0924 C ()	85.	
		1"	36"	APCA 0936 C ()	99.	
		1"	48"	APCA 0948 C ()	129.	
		1"	60"	APCA 0960 C ()	165.	
		1"	72"	APCA 0972 C ()	200.	
9"H slatwall covers 	9"	1"	12"	APCA 0912 S ()	62.	
		1"	24"	APCA 0924 S ()	73.	
		1"	36"	APCA 0936 S ()	87.	
		1"	48"	APCA 0948 S ()	113.	
		1"	60"	APCA 0960 S ()	143.	
		1"	72"	APCA 0972 S ()	175.	
Outlets cover 	9"	1"	12"	APCA OC () ()		70.

Order Code	Specification Information	Application Notes
Example: APCA 0948C AA APCA Autostrada wall cover 09 Height 48 Width C Type AA Finish	<p>Cable tray and slatwall covers are aluminum with an anodized or painted finish.</p> <p>Outlets covers are painted plastic with anodized aluminum or painted extrusion on the top and bottom.</p> <p><i>Please specify painted finish for outlets cover face from paint options listed on page 7.</i></p>	<p>Cable tray mounts from 21" - 30" only on any panel frame. Adjacent trays form continuous, easily accessible cable management at worksurface or table height. Shorter segments provide local cable management below outlet modules. Covers may span across a straight wall frame connection.</p> <p>Bottom half of cable tray cover permits cables to be managed on surface of studs with one cable holder (55 CAT5 cables) or two clips (28 cables).</p> <p>Slatwall supports KnollExtra task lights, monitor arms, paper trays, file holders and other accessories.</p> <p>Slatwall covers will support flat panel monitor arms with varying weight limitations based on mounting and application. Please refer to the KnollExtra price list for comprehensive mounting and weight limitation information by application.</p>
		<p>Locate outlets covers on wall frames before specifying other wall covers.</p> <p>Outlets cover mounts between 21" and 30" (below standard desk height), 30" - 39" (above desk height) or 39" - 48" on spine wall frame.</p> <p>Outlets cover is 12" wide, and mounts anywhere on wall frame between 21" and 48" above the floor. Outlets cover corresponds to power components (specified separately) mounted on wall frame.</p> <p>Outlets covers have four openings for power or PDC outlets. Specify outlet fillers for unused outlet openings in cover.</p>

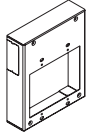
Access covers

Hardwire outlets and covers

description	height	depth	width	pattern number	list
Hardwire outlets cover	9"	1"	12"	APCA HOC () ()	\$68.



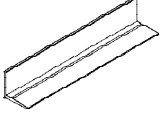

Hardwire outlet box, desk height				AR1 HOB	191.
				AR1 HOB2	253.



Order Code	Specification Information	Application Notes
Example: APCA HOC 613 AA		
APCA AutoStrada wall cover	Hardwire outlets covers are painted steel with anodized aluminum or painted extrusion top and bottom.	For hardwire power applications (required in City of Chicago) specify hardwire outlets cover and hardwire outlets box, instead of standard outlets covers and modular power components. Do not specify cable tray covers at same level as hardwire power.
H Hardwire		Hardwire outlet box accepts two Decora-style duplex outlets, and includes mounting brackets for one face of wall between 21" and 48"H. Two quad hardwire outlet box accepts four duplex outlets on one face.
OC Outlets cover	<i>Please specify painted finish for outlets cover face from paint options listed on page 7.</i>	
613 Cover Finish		Outlet boxes include openings to permit continuous lay-in wiring with Wiremold® raceway. Electrical contractor supplies infeed cable, Wiremold 2400®, and duplex outlets. Outlet boxes can be planned back to back, with distribution on one side of service wall. Wiremold will not fit behind cable tray covers.
AA Trim Finish	Painted finish option for hardwire outlets cover trim listed on page 7 excluding silver.	Hardwire outlets cover mounts between 21" and 30" (below standard desk height) or 30" - 39" (above desk height) on spine frame.
		Outlets covers have four openings for power or PDC outlets. Specify outlet fillers for unused outlet openings in cover.

Access covers


Integral shelf

description	height	width of shelf	pattern number	list	L	V1	V2	V3
Integral shelf covers 	9"	21"	APSA 0921 () ()		\$571.	\$599.	\$611.	\$652.
		24"	APSA 0924 () ()		571.	599.	611.	652.
		33"	APSA 0933 () ()		648.	673.	687.	743.
		36"	APSA 0936 () ()		648.	673.	687.	743.
		45"	APSA 0945 () ()		695.	722.	739.	810.
		48"	APSA 0948 () ()		695.	722.	739.	810.
		57"	APSA 0957 () ()		768.	795.	813.	898.
		60"	APSA 0960 () ()		768.	795.	813.	898.
		69"	APSA 0969 () ()		826.	853.	872.	973.
	72"	APSA 0972 () ()		826.	853.	872.	973.	
	16"	21"	APSA 1621 () ()		584.	609.	624.	693.
		24"	APSA 1624 () ()		584.	609.	624.	693.
		33"	APSA 1633 () ()		658.	684.	705.	800.
		36"	APSA 1636 () ()		658.	684.	705.	800.
		45"	APSA 1645 () ()		714.	740.	764.	886.
		48"	APSA 1648 () ()		714.	740.	764.	886.
		57"	APSA 1657 () ()		792.	818.	845.	995.
		60"	APSA 1660 () ()		792.	818.	845.	995.
69"		APSA 1669 () ()		852.	877.	909.	1,085.	
72"	APSA 1672 () ()		852.	877.	909.	1,085.		
Integral shelves 		21"	ADS 0821 ()	319.				
		24"	ADS 0824 ()	319.				
		33"	ADS 0833 ()	366.				
		36"	ADS 0836 ()	366.				
		45"	ADS 0845 ()	404.				
		48"	ADS 0848 ()	404.				
		57"	ADS 0857 ()	453.				
		60"	ADS 0860 ()	453.				
		69"	ADS 0869 ()	493.				
	72"	ADS 0872 ()	493.					

Order Code	Specification Information	Application Notes
Example: APSA 0948 118 AA APSA Autostrada integral shelf cover 09 Height 48 Width 118 Cover Ffinish AA Shelf and Trim Finish	Please specify laminate, V1, V2 or V3 finish for spine wall cover from finish options listed on page 7. Product on this page will accept wood grain laminate where laminate is currently an option. List price for wood grain laminate options will be current published laminate list price plus 10%. Shelf is extruded aluminum with an anodized or painted finish. Painted finish option for integral shelf cover trim and integral shelf listed on page 7 excluding silver.	Service wall covers enclose frames between 21"H and the top crown. Covers may be specified in any combination of widths corresponding to the total wall length. Covers may span across a straight wall frame connection. The integral shelf cover features a full width 8" deep display shelf crafted in anodized or painted aluminum. The cover is also available with a shelf that is 3" less wide than full module to accommodate a panel connected to the spine wall.

Access covers

Laminate, marker and veneer


description	height	width	pattern number	L	V1	V2	V3
Access covers 	9"	12"	APCA 0912 () ()	\$267.	\$299.	\$311.	\$344.
		24"	APCA 0924 () ()	282.	313.	329.	393.
		36"	APCA 0936 () ()	312.	341.	363.	449.
		48"	APCA 0948 () ()	324.	353.	379.	488.
		60"	APCA 0960 () ()	349.	379.	411.	544.
		72"	APCA 0972 () ()	367.	398.	430.	588.
	16"	12"	APCA 1612 () ()	272.	305.	323.	382.
		24"	APCA 1624 () ()	295.	326.	349.	455.
		36"	APCA 1636 () ()	327.	356.	388.	533.
		48"	APCA 1648 () ()	344.	373.	412.	599.
		60"	APCA 1660 () ()	381.	407.	454.	682.
		72"	APCA 1672 () ()	402.	427.	482.	751.
	18"	12"	APCA 1812 () ()	276.	306.	324.	391.
		24"	APCA 1824 () ()	300.	328.	354.	472.
		36"	APCA 1836 () ()	331.	360.	395.	559.
		48"	APCA 1848 () ()	354.	381.	424.	633.
		60"	APCA 1860 () ()	388.	413.	463.	721.
		72"	APCA 1872 () ()	412.	440.	498.	801.
	27"	12"	APCA 2712 () ()	285.	319.	339.	440.
		24"	APCA 2724 () ()	315.	348.	381.	551.
		36"	APCA 2736 () ()	361.	391.	439.	677.
48"		APCA 2748 () ()	387.	414.	470.	778.	
60"		APCA 2760 () ()	431.	457.	525.	903.	
72"		APCA 2772 () ()	461.	484.	563.	1,013.	

Spine and linkable screens

Order Code	Specification Information	Application Notes
Example: APCA 0948 V312 AA APCA Autostrada wall cover 09 Height 48 Width V312 Cover Finish AA Trim Finish	<p>Please specify laminate, V1, V2 or V3 finish for access covers from finish options listed on page 7.</p> <p>Product on this page will accept wood grain laminate where laminate is currently an option. List price for wood grain laminate options will be current published laminate list price plus 10%.</p> <p>Specify finish code: LW for markerboard surface. Painted finish option for trim listed on page 7 excluding silver.</p>	<p>Service wall covers enclose frames between 21"H and the top crown. Covers may be specified in any combination of widths corresponding to the total wall length. Covers may span across a straight wall frame connection.</p> <p>For active surfaces with access to cables and power/data/communications outlets, specify 9" and 16"H segmented covers as described in Specification Information.</p>

Access covers





Tackable upholstered

description	height	depth	width	pattern number	10	15	20	30	35	40	45	50	55
Access covers 	9"	1"	12"	APCA 0912 A () ()	\$106.	\$108.	\$109.	\$113.	\$116.	\$120.	\$123.	\$129.	\$137.
		1"	24"	APCA 0924 A () ()	130.	132.	133.	137.	139.	143.	144.	147.	160.
		1"	36"	APCA 0936 A () ()	144.	146.	147.	153.	155.	159.	160.	163.	173.
		1"	48"	APCA 0948 A () ()	162.	166.	167.	169.	173.	175.	176.	181.	191.
		1"	60"	APCA 0960 A () ()	175.	178.	180.	183.	187.	191.	194.	196.	206.
		1"	72"	APCA 0972 A () ()	n/a	195.	n/a	n/a	n/a	n/a	n/a	n/a	n/a
	16"	1"	12"	APCA 1612 A () ()	114.	119.	121.	129.	134.	138.	143.	150.	169.
		1"	24"	APCA 1624 A () ()	146.	153.	154.	162.	169.	174.	176.	186.	206.
		1"	36"	APCA 1636 A () ()	163.	169.	172.	178.	186.	191.	195.	203.	223.
		1"	48"	APCA 1648 A () ()	182.	188.	190.	198.	205.	210.	212.	221.	242.
		1"	60"	APCA 1660 A () ()	200.	205.	206.	214.	220.	228.	231.	239.	259.
		1"	72"	APCA 1672 A () ()	n/a	221.	n/a	n/a	n/a	n/a	n/a	n/a	n/a
	18"	1"	12"	APCA 1812 A () ()	127.	131.	133.	142.	146.	154.	157.	166.	186.
		1"	24"	APCA 1824 A () ()	148.	154.	157.	166.	172.	176.	180.	188.	209.
		1"	36"	APCA 1836 A () ()	167.	172.	174.	181.	188.	195.	197.	205.	226.
		1"	48"	APCA 1848 A () ()	204.	207.	210.	219.	224.	232.	233.	242.	264.
		1"	60"	APCA 1860 A () ()	204.	207.	210.	219.	224.	232.	233.	242.	264.
		1"	72"	APCA 1872 A () ()	n/a	226.	n/a	n/a	n/a	n/a	n/a	n/a	n/a
	27"	1"	12"	APCA 2712 A () ()	143.	149.	154.	167.	175.	183.	188.	202.	232.
		1"	24"	APCA 2724 A () ()	168.	175.	180.	191.	202.	210.	212.	226.	257.
		1"	36"	APCA 2736 A () ()	187.	196.	200.	210.	220.	231.	233.	245.	277.
1"		48"	APCA 2748 A () ()	209.	217.	221.	233.	242.	250.	255.	268.	299.	
1"		60"	APCA 2760 A () ()	230.	238.	240.	253.	263.	270.	275.	287.	316.	
1"		72"	APCA 2772 A () ()	n/a	255.	n/a	n/a	n/a	n/a	n/a	n/a	n/a	

Order Code	Specification Information	Application Notes
Example: APCA 0948A W210 AA APCA Autostrada wall cover 09 Height 48 Width A Surface type W210 Fabric AA Trim Finish	<p>For active face of 39"H frame, specify two 9"H covers. For passive face (along corridor or wall) specify one 18" cover.</p> <p>For active face of 48"H frame, specify three 9"H covers or one 9"H and one 18"H cover. For passive face, specify 27"H cover.</p> <p>For active face of 64"H frame, specify three 9"H covers and one 16"H cover or one 9"H, one 18"H, and one 16"H cover. For passive face, specify one 27" and one 16"H cover.</p> <p>For full fabric surface between 5" and 21", order upholstered attachment zone cover.</p> <p><i>Surface type:</i> A tackable upholstered</p>	<p>Tackable upholstered service wall covers enclose wall frames between 21" and the top crown. Covers incorporate a tackable, acoustical core in the same outward profile as other upholstered covers.</p> <p>Specify widths corresponding to wall frame width, or in any 12" increment to accommodate 12"W outlets covers or slatwall covers. Covers may span across a straight wall frame connection.</p> <p>For active surfaces with access to cables and power/data/communications outlets, specify 9" and 16"H segmented covers as described in Specification Information.</p> <p>For passive wall surfaces (corridors or conference areas) specify 18"H or 27"H covers in place of two or three 9"H covers.</p> <p>18"H covers may also be specified above 9"H covers including outlets covers below desk height on 48" or 64"H service walls.</p> <p>Service wall with upholstered tackable covers has been tested to NRC .40 and STC 22.</p> <p>When ordering 60" or wider covers, please check width of fabric specified.</p>

Spine ends and connectors

Flat ends

description	type	height	depth	pattern no.	price	painting
Flat end	standard crown 	39"	5"	AX1A F39 () ()	\$102.	
		48"	5"	AX1A F48 () ()	116.	
		64"	5"	AX1A F64 () ()	129.	
	compact crown 	39"	5"	AX1A C39 ()	102.	
		48"	5"	AX1A C48 ()	116.	
		64"	5"	AX1A C64 ()	129.	
	low profile flat crown 	39"	5"	AX1A EL39 ()	102.	
		48"	5"	AX1A EL48 ()	116.	
		64"	5"	AX1A EL64 ()	127.	
high profile flat crown 	39"	5"	AX1A EH39 ()	102.		
	48"	5"	AX1A EH48 ()	116.		
	64"	5"	AX1A EH64 ()	127.		

Spine and linkable screens

Order Code

Example:	AX1A C48 118
AX1A	AutoStrada connector
C	Type
48	Height
118	vertical cover finish

Specification Information

For flat ends specify:

Starting seventh position:
painted finish for outside trim cover and raceway cover

Starting eleventh position:
painted finish for crown end cap

Please specify painted finishes from paint finish options listed on page 7.

Application Notes

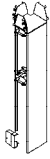
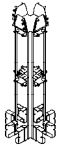
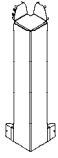


Flat end finishes end of corresponding height spine when end of wall is supported by outriggers or perpendicular screens or panels. Flat ends include end cover for compact crown or standard crown, as specified.

High-low straight connectors join service wall of different heights in a straight line.

Straight connector is replacement hardware kit to join Currents wall frames of the same height end to end. Kit includes four barrel-shape connectors and hardware.

Spine ends and connectors

Corner, T, X, V and Y connections

description	type	height	width	depth	pattern number	list
90° connector	 T connector	39"	6"	7"	AX1A T39 () ()	\$332.
		48"	6"	7"	AX1A T48 () ()	399.
		64"	6"	7"	AX1A T64 () ()	466.
X connector	 X connector	39"	7"	7"	AX1A X39 ()	332.
		48"	7"	7"	AX1A X48 ()	363.
		64"	7"	7"	AX1A X64 ()	399.
L connector	 L connector	39"	6"	6"	AX1A L39 () ()	332.
		48"	6"	6"	AX1A L48 () ()	399.
		64"	6"	6"	AX1A L64 () ()	466.
120° connector	 V connector	39"	5 1/2"	5 1/2"	AX1A V39 () ()	332.
		48"	5 1/2"	5 1/2"	AX1A V48 () ()	399.
		64"	5 1/2"	5 1/2"	AX1A V64 () ()	466.
Y connector	 Y connector	39"	6 1/2"	5 1/2"	AX1A Y39 () ()	332.
		48"	6 1/2"	5 1/2"	AX1A Y48 () ()	399.

Order Code

Example:	AX1A L48 118
AX1A	AutoStrada connector
L	Type
48	Height
118	vertical cover finish

Specification Information

For L, T, V and Y connectors specify:

Seventh position:
painted finish for vertical trim cover and raceway cover

Eighth position, and X connectors:
painted finish for top cap and standard crown end caps

Please specify painted finish as applicable from paint options listed on page 7.

Application Notes

L, T, and X connectors join spine frames at 90° angles and include vertical trim covers, top cap and standard crown end caps, and one spare set of straight connectors.

When ordering connectors for the spine frame with compact crown, specify crown end caps separately.

V and Y connectors join spine frames at 120° angles and include vertical trim covers, topcap and standard crown end caps.

Spine ends and connectors

Corner, T, X, V and Y connections

description	type	height	width	depth	pattern number	list
120° connector	Y connector	64"	6½"	5½"	AX1A Y64 () ()	\$466.



Order Code

Example:	AX1A L48 118
AX1A	AutoStrada connector
L	Type
48	Height
118	vertical cover finish

Specification Information

For L, T, V and Y connectors specify:

Seventh position:
painted finish for vertical trim cover and raceway cover

Eighth position, and X connectors:
painted finish for top cap and standard crown end caps

Please specify painted finish as applicable from paint options listed on page 7.

Application Notes


L, T, and X connectors join spine frames at 90° angles and include vertical trim covers, top cap and standard crown end caps, and one spare set of straight connectors.

When ordering connectors for the spine frame with compact crown, specify crown end caps separately.

V and Y connectors join spine frames at 120° angles and include vertical trim covers, topcap and standard crown end caps.



Spine ends and connectors

Outriggers and spine starters

description	type	height	width	depth	pattern number	list
Outrigger 	deep	21"	3"	15"	AA1ORD()	\$157.
	standard	21"	3"	8"	AA1OR()	114.
Service Wall starter	39"	39"		2"	AX1 SWS39 ()	102.
	48"	48"		2"	AX1 SWS48 ()	114.
	64"	64"		2"	AX1 SWS64 ()	131.
Straight connector kit (replacement)		–	–	–	AX1 S	20.
High low straight connector for spine with standard crown only	48 - 39"	48"		5"	AX1 HLS4839 ()()	180.
	64 - 39"	64"		5"	AX1 HLS6439 ()()	307.
	64 - 48"	64"		5"	AX1 HLS6448 ()()	207.

Order Code	Specification Information	Application Notes
Example: AA1 ORD 118	Please specify painted finish as applicable from finish options listed on page 7.	Outrigger connects to structural base cover at any point. Outriggers (or perpendicular systems panels) are required every 8' and adjacent to flat end for adequate support. Specify deep outriggers when cantilevering 24"D worksurfaces without adjacent perpendicular systems panels or spine wall connectors.
AA1 Accessory		
ORD Outrigger deep		
118 Finish		
		Service wall starter connects service wall to building wall.


Spine end connectors for linkable screens and Morrison panels

description	application	h	w	d	pattern no.	list
 Spine end connector	39"h spine	39"	5"	1/2"	AX1SEC3939 () () ()	\$219.
	48"h spine	48"	5"	1/2"	AX1SEC4848 () () ()	230.
	64"h spine	64"	5"	1/2"	AX1SEC6464 () () ()	275.
Spine end connector to top of compact 1"h crown	39"h spine	40"	5"	1/2"	AX1SEC4039 L () ()	219.
	48"h spine	49"	5"	1/2"	AX1SEC4948 L () ()	230.
	64"h spine	65"	5"	1/2"	AX1SEC6564 L () ()	275.
 Spine end connector to top of Currents 4"h crown	39"h spine	43"	5"	1/2"	AX1SEC4339 C () ()	219.
	48"h spine	52"	5"	1/2"	AX1SEC5248 C () ()	230.
	64"h spine	68"	5"	1/2"	AX1SEC6864 C () ()	275.
Inside base trim cover for Currents raceway		4"	5"		AX1SECBT ()	44.

Order Code	Specification Information	Application Notes
Example: AX1 SEC 3939 L 613 613 812 AX1 Spine connector SEC Type 39 Connector height 39 Spine height L Crown type 613 Crown end cap finish 613 Vertical cover finish 812 Top cap finish	For spine end connectors specify: 1.Crown type C=Currents standard 4"h L=low profile flat 1" H=high profile flat 1 1/4" F=compact crown 1" 2.Crown end cap finish Standard, low and high profile flat and compact crown end caps are available in all standard paint finishes and 813 Trim Grey. Compact crown end caps are also available in 812 Easy Grey. 3.Vertical cover finish: All standard paint finishes 4.Top cap for vertical cover: 812=Easy Grey 813=Trim Grey And all standard paint finishes Spine end connectors on this page align with spine base covers ^{13/16"} above the floor.	Spine end connectors are complete vertical cover and top trim for the end of an AutoStrada or Currents spine. Side edges of end connectors accept end starters for linkable screens and other systems panels of the same height or lower. Spine end connectors include painted aluminum cover with beveled top cap and the specified flat, compact, or standard crown end cap. Spine end connectors to top of compact crown are a visual alternative that replaces the crown end cap with a taller aluminum end cover and flat top cap. Spine end connectors to top of Currents crown are recommended when attaching any end started panel that is between the nominal height of the spine and the actual height with crown, such as 42"h panel to 39"h spine with 4"h crown. Spine end connectors to top of Currents crown enclose the end of spine and standard crown and include flat top cap and inside top trim cover.

Spine ends and connectors

High-low spine end connectors for linkable screens and Morrison panels

description	application	h	w	d	pattern no.	list
	42" h panel/39" h spine	39"	5"	1/2"	AX1SEC4239 () ()	\$219.
	48" h panel/39" h spine	48"	5"	1/2"	AX1SEC4839 () ()	230.
	56" h panel/39" h spine	56"	5"	1/2"	AX1SEC5639 () ()	264.
	64" h panel/39" h spine	64"	5"	1/2"	AX1SEC6439 () ()	275.
	56" h panel/48" h spine	56"	5"	1/2"	AX1SEC5648 () ()	264.
	64" h panel/48" h spine	64"	5"	1/2"	AX1SEC6448 () ()	275.
	80" h panel/48" h spine	80"	5"	1/2"	AX1SEC8048 () ()	418.
	80" h panel/64" h spine	80"	5"	1/2"	AX1SEC8064 () ()	400.
Inside base trim cover for Currents raceway		4"	5"		AX1SECBT ()	44.

Order Code	Specification Information	Application Notes
Example: AX1 SEC 6448 613 812 AX1 Spine connector SEC Type 64 Panel height 48 Spine height 613 Painted finish 613 Trim finish	For spine end connectors specify: 1. Vertical cover finish: All standard paint finishes 2. Top cap for vertical cover 812=Easy Grey 813=Trim Grey And all standard painted finishes Spine end connectors on this page align with spine base covers ¹³ / ₁₆ " above the floor.	High low spine end connectors are complete end cover and trim for an AutoStrada or Currents spine, when attached panels are taller than the spine. High low spine end connectors match the height of the attached linkable screen or Morrison panel. Side edges of spine end connectors accept end starters for linkable screens and Morrison panels of the same height or lower. High low spine end connectors include painted aluminum outside cover with flat top cap and inside cover over the end of the spine. Inside base trim for Currents raceway is recommended to finish inside of any spine end connector when combined with standard Currents recessed base raceway covers. Base trim is not required with AutoStrada spine base covers.

Note: 42" h panel/39" h spine combination (AX1SEC4239) can only be specified with compact or flat crown versions of the spine. For combination of 39" h spine with standard 4" h crown and 42" h panels specify AX1SEC4339C () ().

Spine end connectors for AutoStrada and Reff panels and Gallery screens

description	application	h	w	d	pattern no.	list
Spine end connector	34" panel or 39" screen/39"h spine	39"	5"	1/2"	AX1SEA3939 () () ()	\$219.
	34"-42" panel or 39"-49" screen/48"h spine	48"	5"	1/2"	AX1SEA4848 () () ()	230.
	34"-49" panel or screen/64"h spine	64"	5"	1/2"	AX1SEA4964 () () ()	275.
	42" panel/39"h spine + 1 1/4" crown	42"	5"	1/2"	AX1SEA4239 () ()	219.
	42" panel/39"h spine + 4" crown	43"	5"	1/2"	AX1SEA4339 C () ()	219.
	49" panel /39" spine	49"	5"	1/2"	AX1SEA4939 () ()	230.
	49" panel or screen/48"h spine + 1 1/4" crown	49"	5"	1/2"	AX1SEA4948 () ()	242.
	49" panel or screen/48"h spine + 4" crown	52"	5"	1/2"	AX1SEA5248 C () ()	230.
	64" panel/39"h spine	64"	5"	1/2"	AX1SEA6439 () ()	275.
	64" panel/48"h spine	64"	5"	1/2"	AX1SEA6448 () ()	275.
	64" panel/64"h spine + 1 1/4" crown	65"	5"	1/2"	AX1SEA6464 () ()	275.
	64" panel/64"h spine + 4" crown	68"	5"	1/2"	AX1SEA6864 C () ()	275.
	79" panel/48"h spine	79"	5"	1/2"	AX1SEA7948 () ()	418.
	79" panel/64"h spine	79"	5"	1/2"	AX1SEA7964 () ()	400.
Inside base trim cover for Currents raceway		4"	5"		AX1SECBT ()	44.

Spine and linkable screens

Order Code	Specification Information	Application Notes
Example: AX1 SEA 4239 613 613 812 AX1 Spine connector SEA Type 42 Panel height 39 Spine height 613 Painted finish 613 Trim finish 812 Top trim finish	For spine end connectors when panels are lower than spine specify crown type and finish for crown end cap. 1. Crown type: C=Currents standard 4"h L=low profile flat 1"h H=high profile flat 1 1/4"h F=compact 1"h 2. All crown end caps are available in all painted finishes. For all spine end connectors specify vertical cover and top trim finish. 3. Vertical cover finish: All standard paint finishes 4. Top trim for vertical cover: 812=Easy Grey 813=Trim Grey And all standard paint finishes End connectors on this page begin 1/2" above floor.	Spine end connectors are complete end cover and trim for an AutoStrada or Currents spine. Side edges of spine end connectors accept end starters for AutoStrada or Reff panels or Gallery screens. In most cases spine end connectors match the height of the attached panel. When attached panel is lower than the spine, the spine end connector is as high as the nominal height of the spine and the crown requires an end cap. When attached panel is between the nominal height of the spine and the top of the Currents 4"h crown, spine end connector must cover the entire height of the spine with crown. Spine end connectors include painted outside cover with flat top cap and inside cover (where applicable) over the end of the spine. Inside base trim for Currents raceway is recommended to finish inside when combined with standard Currents recessed base raceway covers. Base trim is not required with AutoStrada spine base covers.

Spine end connectors for Dividends Horizon panels and screens

description	application	h	w	d	pattern no.	list
Spine end connector	36" panel/39" spine	39"	5"	1/2"	AX1SED3939 () () ()	\$219.
	36" panel-42" panel/ 48" spine	48"	5"	1/2"	AX1SED4848 () () ()	230.
	36" panel-64" panel/ 64" spine	64"	5"	1/2"	AX1SED6464 () () ()	275.
	42" panel/ 39" spine + 1" crown	42"	5"	1/2"	AX1SED4239 () ()	219.
	42" panel/ 39" spine + 4" crown	43"	5"	1/2"	AX1SED4339C () ()	219.
	50" panel/ 39" spine	50"	5"	1/2"	AX1SED5039 () ()	230.
	50" panel/ 48" spine + 1" crown	50"	5"	1/2"	AX1SED5048 () ()	242.
	50" panel/ 48" spine + 4" crown	52"	5"	1/2"	AX1SED5248C () ()	230.
	57" panel/ 39" spine	57"	5"	1/2"	AX1SED5739 () ()	264.
	57" panel/ 48" spine	57"	5"	1/2"	AX1SED5748 () ()	264.
	64" panel/ 39" spine	64"	5"	1/2"	AX1SED6439 () ()	275.
	64" panel/ 48" spine	64"	5"	1/2"	AX1SED6448 () ()	275.
	78" panel/ 48" spine	78"	5"	1/2"	AX1SED7848 () ()	418.
78" panel/ 64" spine	78"	5"	1/2"	AX1SED7864 () ()	400.	
Inside base trim cover for Currents raceway		4"	5"		AX1SECBT ()	44.

Order Code	Specification Information	Application Notes
Example: AX1 SED 6448 613 812	<p>For spine end connectors with panel lower than spine specify crown type and finish for crown end cap.</p> <p>1. Crown type: C=Currents standard 4" h L=low profile flat 1" h H=high profile flat 1 1/4" h F=compact 1" h</p> <p>2. All crown end caps are available in all painted finishes.</p> <p>For all spine end connectors specify vertical cover and top trim finish:</p> <p>3. Vertical cover finish: All standard paint finishes</p> <p>4. Top cap for vertical cover: 812=Easy Grey 813=Trim Grey And all standard painted finishes</p>	<p>Spine end connectors are complete end cover and trim for an AutoStrada or Currents spine. Side edges of spine end connectors accept end starters for Dividends Horizon panels and screens.</p> <p>In most cases spine end connectors match the height of the attached Dividends Horizon panel/screen. When attached panel/screen is lower than the spine, the spine end connector is as high as the nominal height of the spine and the crown requires an end cap.</p> <p>Specify low profile flat metal crown covers to align with a 50" h Dividends Horizon panel/screen.</p>
AX1 Spine connector		
SED Type		
64 Panel height		
48 Spine height		
613 Vertical cover finish		
812 Top cap finish	<p>When attached panel/screen is between the nominal height of the spine and the top of the Currents 4" h crown, spine end connector must cover the entire height of the spine with crown.</p> <p>Spine end connectors include painted aluminum outside cover with flat top cap and inside cover (where applicable) over the end of the spine.</p> <p>Inside base trim for Currents raceway is recommended to finish inside when combined with standard Currents recessed base raceway covers. Base trim is not required with AutoStrada spine base covers.</p>	



End connectors on this page begin 1/2" above floor.

3 1/2" spine extender kit for use with ceiling infeed or panels

description	application	h	w	d	pattern no.	list
Spine extender kit for use with Currents Spine	39"h spine	39"	5"	4"	AX1SX39 C (L/C/P)() ()	\$450.
	48"h spine	48"	5"	4"	AX1SX48 C (L/C/P)() ()	465.
	64"h spine	64"	5"	4"	AX1SX64 C (L/C/P)() ()	550.
Spine extender kit for use with AutoStrada Spine	39"h spine	39"	5"	4"	AX1SX39 A (L/C/P)() ()	550.
	48"h spine	48"	5"	4"	AX1SX48 A (L/C/P)() ()	565.
	64"h spine	64"	5"	4"	AX1SX64 A (L/C/P)() ()	655.

Order Code	Specification Information	Application Notes
Example: AX1 SX 48 AL 613 613	For all 3 1/2" spine extenders specify spine base type:	Spine extenders include brackets, side and top trim covers between the end of a spine and any spine end connector to add 3 1/2" to the length of a spine.
AX1 Spine connector	A AutoStrada C Currents	This extension can also make up for the dimensional gain of one Dividends Horizon panel or screen in the middle of a cluster of workstations.
SX Type		
48 Spine height	Then specify crown end type.	In most cases the spine end connector matches the height of the attached Dividends Horizon panel or screen, but the extending area is only as high as the nominal height of the spine (bottom of crown) so the crown always requires an end cap.
A Spine type	L=Flat low/high profile metal crown end cap C=Standard and compact sloped end cap P=Power Pole	
L Crown end type		When attached panel or screen is lower than the spine, the spine end connector should be the same height as the nominal height of the spine.
613 Vertical finish		
613 Base trim finish	Then specify finish for vertical trim covers, all standard painted finishes.	
613 Top cap finish	Then specify base cover finish. AutoStrada spine base covers are clear anodized aluminum (AA) or painted finish excluding silver. Currents spine raceway covers are available in any painted finish only.	
	Then specify top cap finish (if applicable).	

To attach linkable screens or Morrison panels to spine end connector

description	application	h	w	d	pattern no.	00	02	04
End starters for linkable screens 	30" h screen	25"	1"	1/2" - 4 1/2"	AX1LES30 () () ()	\$132.	\$143.	\$153.
	39" h screen	34"	1"	1/2" - 4 1/2"	AX1LES39 () () ()	143.	153.	171.
	48" h screen	43"	1"	1/2" - 4 1/2"	AX1LES48 () () ()	165.	186.	209.
	64" h screen	59"	1"	1/2" - 4 1/2"	AX1LES64 () () ()	193.	224.	258.
End starters for Morrison panels 	30" h panel	30"	1"	1/2" - 4 1/2"	AX1MES30 () () ()	138.	143.	153.
	39" h panel	39"	1"	1/2" - 4 1/2"	AX1MES39 () () ()	165.	171.	186.
	42" h panel	42"	1"	1/2" - 4 1/2"	AX1MES42 () () ()	165.	171.	193.
	48" h panel	48"	1"	1/2" - 4 1/2"	AX1MES48 () () ()	171.	176.	199.
	56" h panel	56"	1"	1/2" - 4 1/2"	AX1MES56 () () ()	199.	219.	248.
	64" h panel	64"	1"	1/2" - 4 1/2"	AX1MES64 () () ()	199.	219.	248.
	80" h panel	80"	1"	1/2" - 4 1/2"	AX1MES80 () () ()	285.	329.	395.
End starter top cap for Morrison panel with linkable screen trim	00, 02 or 04 offset		1"	2 1/4"	AX1LES E ()	10.	10.	10.

Order Code	Specification Information	Application Notes
Example: AX1 LES48 02 613 812	For spine end starters specify:	End starters connect a linkable screen or panel to either side of a spine end connector of the same height or taller.
AX1 Spine connector	1.Configuration	End starters for linkable screens and Morrison panels include connector track and top cap.
L for linkable screens	00=Flush	For Morrison panels that have linkable screen trim also specify end starter linkable screen end cap.
ES End starter	02=Offset one panel	End starters are available in three configurations: flush with end of spine or offset one or two screen/panel thickness beyond end of spine.
48 Panel height	04=Offset two panels	For full access to entire width of spine surface specify end starters offset one panel thickness (02 suffix).
02 Offset	2.Paint finish for end starter: All standard paint finishes	For a cluster of two workstations with one screen or panel between specify one end starter offset two panel thicknesses (04 suffix) and one offset one thickness (02 suffix).
613 Painted finish	3.Trim finish for top cap: 812=Easy Grey 813=Trim Grey Or all standard paint finishes for Morrison top cap.	For a cluster of three workstations (two intermediate panels) specify two end starters offset two panel thicknesses (04 suffix).
812 Trim finish	End starters on this page align with spine base covers 13/16" above the floor.	For a cluster of four workstations (three intermediate panels) extend the spine 12" and specify two flush end starters (00 suffix).
		When specifying an end starter top cap for a Morrison panel with linkable screen trim, note that the 02 offset top cap will also work in an 04 offset application.

To attach AutoStrada or Reff panels to spine end connector

description	application	h	w	d	pattern no.	00	02	04
End starters for AutoStrada or Reff panels	34"h panel	34"	1"	1/2" - 4 1/2"	AX1AES34 () () () ()	\$355.	\$355.	\$388.
	42"h panel	42"	1"	1/2" - 4 1/2"	AX1AES42 () () () ()	447.	447.	490.
	49"h panel	49"	1"	1/2" - 4 1/2"	AX1AES49 () () () ()	463.	463.	506.
	64"h panel	64"	1"	1/2" - 4 1/2"	AX1AES64 () () () ()	560.	560.	614.
	79"h panel	79"	1"	1/2" - 4 1/2"	AX1AES79 () () () ()	857.	857.	964.

Spine and linkable screens

Order Code	Specification Information	Application Notes
Example: AX1 AES49 02 24 E 812 AA	For spine end starters specify:	
AX1 Spine connector	1.Configuration	End starters connect a panel to either side of a spine end connector of the same height or taller. End starters include hookstrip and top cap. Specify first adjacent panel top cap width and type.
A for AutoStrada panels	00=Inset flush	
ES End starter	02=Offset one panel	For a cluster of two workstations (one intermediate panel) specify one end starter offset two panel thicknesses (04 suffix).
49 Panel height	04=Offset two panels	For a cluster of three workstations (two intermediate panels) specify two end starters offset two panel thicknesses (04).
02 Offset	2.Adjoining panel width (18, 20, 24, 30, 36, 42, 48)	For a cluster of four workstations (three intermediate panels) extend the spine 12" and specify two inset end starters (00 suffix).
24 Panel width	3.Trim profile	End starters on this page start 1/2" above the floor.
E Trim profile	A=Flat	
812 Vertical cover finish	B=Square	
AA Top trim finish	C=Bullnose	
	E=AutoStrada	
	4.Vertical cover finish	
	All standard paint finishes	
	5.Top trim	
	AutoStrada:	
	AA Clear anodized aluminum and all core paint finishes except silver.	
	Reff:	
	All core paint finishes	

End Starters

To attach Gallery screens to spine end connector

description	application	height	width	depth	pattern no.	00	01	02
End starters for Gallery screens	39"h or 49"h screen	39"	1"	1/2" - 3"	AX1GES39 ()()	\$162.	\$135.	\$135.
	49"h screen	48"	1"	1/2" - 3"	AX1GES48 ()()	183.	140.	151.

Order Code	Specification Information	Application Notes
Example: AX1GES 48 02 613	For spine end starters specify:	End starters connect a 1" thick Gallery screen to either side of spine end connector of the same height or taller.
AX1 Spine connector	1.Configuration	End starters are available in three configurations: flush with end of spine or offset one or two screen thicknesses beyond end of spine.
G Thin screens	00=Flush	
ES End starter	01=Offset one panel	
48 Panel height	02=Offset two panels	
02 Offset	2.Finish:	
613 Painted finish	All standard paint finishes	Offset end starters compensate for the dimensional gain of Gallery screens attached to the spine.
	End starters on this page start 1/2" above the floor.	

To attach Dividends Horizon panels and screens to spine end connector


description	application	h	w	d	pattern no.	list
End starters for Dividends Horizon panels and screens	36"h panel, flush, left end of Service Wall	36"	1"	3"	AX1DHES3600L(5)()	\$175.
	36"h panel, flush, right end of Service Wall	36"	1"	3"	AX1DHES3600R(5)()	175.
	36"h panel, offset 1 panel thickness, left end of Service Wall	36"	1"	3"	AX1DHES3603L(5)()	175.
	36"h panel, offset 1 panel thickness, right end of Service Wall	36"	1"	3"	AX1DHES3603R(5)()	175.
	42"h panel, flush, left end of Service Wall	42"	1"	3"	AX1DHES4200L(5)()	175.
	42"h panel, flush, right end of Service Wall	42"	1"	3"	AX1DHES4200R(5)()	175.
	42"h panel, offset 1 panel thickness, left end of Service Wall	42"	1"	3"	AX1DHES4203L(5)()	175.
	42"h panel, offset 1 panel thickness, right end of Service Wall	42"	1"	3"	AX1DHES4203R(5)()	175.
	50"h panel, flush, left end of Service Wall	50"	1"	3"	AX1DHES5000L(5)()	175.
	50"h panel, flush, right end of Service Wall	50"	1"	3"	AX1DHES5000R(5)()	175.
	50"h panel, offset 1 panel thickness, left end of Service Wall	50"	1"	3"	AX1DHES5003L(5)()	175.
	50"h panel, offset 1 panel thickness, right end of Service Wall	50"	1"	3"	AX1DHES5003R(5)()	175.
	57"h panel, flush, left end of Service Wall	57"	1"	3"	AX1DHES5700L(5)()	175.
	57"h panel, flush, right end of Service Wall	57"	1"	3"	AX1DHES5700R(5)()	175.
	57"h panel, offset 1 panel thickness, left end of Service Wall	57"	1"	3"	AX1DHES5703L(5)()	175.
	57"h panel, offset 1 panel thickness, right end of Service Wall	57"	1"	3"	AX1DHES5703R(5)()	175.
	64"h panel, flush, left end of Service Wall	64"	1"	3"	AX1DHES6400L(5)()	175.
	64"h panel, flush, right end of Service Wall	64"	1"	3"	AX1DHES6400R(5)()	175.
	64"h panel, offset 1 panel thickness, left end of Service Wall	64"	1"	3"	AX1DHES6403L(5)()	175.
	64"h panel, offset 1 panel thickness, right end of Service Wall	64"	1"	3"	AX1DHES6403R(5)()	175.

Spine and linkable screens

Order Code	Specification Information	Application Notes
Example: AX1 DHES 36 00 L (5)		
AX1 Spine connector	1.Offset 00=Flush 03=Offset 1 panel thickness	End starters connect a Dividends Horizon panel or screen to either side of a same height or taller spine end connector. End starters for Dividends Horizon panels and screens include specified end top cap.
DH Dividends Horizon		
ES End starter	2.Top cap type 5=Metal flat	End starters may be positioned in either of two configurations: flush with end of spine or offset one panel thickness beyond end of spine. For full access to entire width of spine surface, position end starters offset one panel thickness.
36 Panel height		
00 Offset	3.Paint finish All standard paint finishes	For a single workstation (0 intermediate panels), specify 2 spine end connectors and 2 end starters positioned offset by 1 panel thickness. For a cluster of 2 workstations (1 intermediate panel), specify 1 panel starter, 2 spine end connectors, 1 spine extender, and 2 end starters positioned offset by 1 panel thickness. For a cluster of 3 workstations, (2 intermediate panels), extend the spine another 12", specify 2 panel starters, 2 spine end connectors, and 2 end starters positioned flush. For a cluster of 4 workstations (3 intermediate panels), extend the spine 12" and specify 3 panel starters, 2 spine end connectors, and 2 end starters (1 end starter flush and the other offset by 1 panel thickness). For a cluster of 5 workstations (4 intermediate panels) extend the spine by 12" and specify 4 panel starters, 2 spine end connectors, and 2 end starters positioned offset by 1 panel thickness.
5 Top cap type		
613 Painted finish		

Panel system starters and T-ends

Linkable screen panel starters

description	type	width	depth	height	pattern number	paint	
	Morrison and linkable screen panel starters	30"H panel	4"	1"	26"	AA1MPS30()	\$102.
	39"H panel/screen	4"	1"	35"	AA1MPS39()	102.	
	42"H panel	4"	1"	38"	AA1MPS42()	102.	
	48"H panel/screen	4"	1"	44"	AA1MPS48()	107.	
	56"H panel	4"	1"	52"	AA1MPS56()	112.	
	64"H panel/screen	4"	1"	60"	AA1MPS64()	116.	
	74"H panel	4"	1"	70"	AA1MPS74()	121.	
	80"H panel	4"	1"	76"	AA1MPS80()	121.	
	Morrison raceway shroud	2 1/4"	3"	4"	AA1MRS()	44.	
	panel/screen top clip				AA2 MTC ()	51.	
Linkable screen starter fillers	39"H linkable screen	1"	2"	18"	AA1CET39 ()	36.	
48"H linkable screen	1"	2"	27"	AA1CET48 ()	41.		
64"H linkable screen	1"	2"	43"	AA1CET64 ()	64.		

Order Code

Example:	AA1 MPS48 3
AA1	Accessory
M	Morrison
PS	Panel starter
48	Panel height
V3	Finish

Specification Information

Please specify painted finish for panel starters, Morrison raceway shroud and end trim from paint finish options listed on page 7.

Linkable screen fillers are trim grey or easy grey integral color.

Application Notes

Panel starters attach perpendicular panels or linkable screens to spine wall structural base covers (5" - 21"H).

Panel starters include clamp bracket to any height spine wall and full height connector track with modified top wedge block.


Top clip connects panel connector track to spine wall crown. Specify top clip for added stiffness of panels higher than 48" or whenever cantilevering components from panel. Top clip is not compatible with end trim.


Specify raceway shroud if connecting power from spine wall to Morrison panel.

Linkable screen fillers are optional fillers for linkable screen starters. End trims may interfere with easy access to wall covers.

Panel system starters and T-ends

Morrison panel/linkable screen T-ends

description	type	width	depth	height	pattern number	extension, 0 or 1 1/8	extension, 3 1/2
	39" screen/39" spine	2 1/4"-5 3/4"	7"	39"	AX2 C3939 () ()	\$696.	\$780.
	48" screen/39" spine	2 1/4"-5 3/4"	7"	48"	AX2 C4839 () ()	808.	892.
	48" screen/48" spine	2 1/4"-5 3/4"	7"	48"	AX2 C4848 () ()	752.	835.
	64" screen/39" spine	2 1/4"-5 3/4"	7"	64"	AX2 C6439 () ()	921.	1,003.
	64" screen/48" spine	2 1/4"-5 3/4"	7"	64"	AX2 C6448 () ()	864.	947.
	64" screen/64" spine	2 1/4"-5 3/4"	7"	64"	AX2 C6464 () ()	864.	947.

T ends for Morrison panels	type	width	depth	height	pattern number	extension, 0 or 1 1/8	extension, 3 1/2
	39" panel/39" spine	6"	7"	39"	AX1 M3939 () ()	696.	780.
	42" panel/39" spine	6"	7"	42"	AX1 M4239 () ()	752.	835.
	48" panel/39" spine	6"	7"	48"	AX1 M4839 () ()	808.	892.
	48" panel/48" spine	6"	7"	48"	AX1 M4848 () ()	752.	835.
	56" panel/39" spine	6"	7"	56"	AX1 M5639 () ()	864.	947.
	56" panel/48" spine	6"	7"	56"	AX1 M5648 () ()	808.	892.
	64" panel/39" spine	6"	7"	64"	AX1 M6439 () ()	921.	1,003.
	64" panel/48" spine	6"	7"	64"	AX1 M6448 () ()	864.	947.
	64" panel/64" spine	6"	7"	64"	AX1 M6464 () ()	864.	947.
	80" panel/39" spine	6"	7"	80"	AX1 M8039 () ()	1,114.	1,225.
	80" panel/48" spine	6"	7"	80"	AX1 M8048 () ()	1,114.	1,225.
	80" panel/64" spine	6"	7"	80"	AX1 M8064 () ()	1,114.	1,225.

T-end raceway adapter kit	type	extension, 0 or 1 1/8	extension, 3 1/2
	1 1/8" extension	AX1 RF1 ()	45.
	3 1/2" extension	AX1 RF3 ()	65.


T-end raceway end cover	type	extension, 0 or 1 1/8	extension, 3 1/2
	AA1 ARE ()	25.	25.

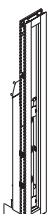
Order Code	Specification Information	Application Notes
Example: AX1 M6448 3 613 613	<i>T ends begin with AX1-prefix. Fourth position indicates attached panel system:</i>	T-end encloses the end of a spine wall and connects to linkable screens or panels on one or both sides. T-ends include Morrison-style top trim for the 7" wide connection to panels or screens. Currents T-end includes 5" and 6" wide trim and two end caps. Morrison T-end includes 7" wide trim. Use 5" wide trim and two end caps when connecting to Currents screens on both sides. Use 6" wide trim and one end cap when connecting to Currents screens on one side only. Specify Morrison end connector separately to finish side edge without a connected screen. Use 7" wide trim when connecting to Morrison panels. Specify Morrison end counter, top cap and raceway cover kits separately to finish side edge of Morrison T-ends without a connected panel.
AX1 Spine connector	C Linkable screen	T-ends for linkable screens and Morrison panels capture the end of the wall (no extension) or extend the wall 1 1/8" or 3 1/2". This extension enables precise planning of multiple workstations and intermediate screens or panels between workstations.
M Morrison	M Morrison panel	Specify two 0" T-ends for a single workstation on each side (no intermediate screens).
64 Morrison height	<i>Fifth position: height of panel. Seventh position: height of service wall. Ninth position: extension at end of spine.</i>	Specify two 1 1/8" T-ends for one intermediate screen, one 1 1/8" and one 3 1/2" for two screens, and two 3 1/2" for three intermediate screens.
48 Spine height	0 0" extension	T-ends with 3 1/2" extension have removable inside covers and accept ceiling infed panel.
3 Extension	1 1 1/8" extension	The Raceway Adapter kit finishes the bottom of a T-end with the Autostrada base trim profile. No adapter kit is necessary for 0" T-ends.
613 Top cap finish	3 3 1/2" extension	
613 Vertical trim cover	<i>Please specify painted finish for Morrison top cap, crown end, vertical trim cover, raceway cover and T end vertical cover from from paint finish options listed on page 7.</i>	
	When ordering T-ends for the Spine, specify crown end caps separately.	

Panel system starters and T-ends

AutoStrada and Reff panel starters and T-ends

AutoStrada

description	type	pattern number	list	extension, 0 or 1 1/8	extension, 3 1/2
 AutoStrada or Reff panel starter	34"H (includes AA1RTC bracket)	AA1RPS34 ()()	\$117.		
	42"H (includes AA1RTC bracket)	AA1RPS42 ()()	204.		
	49"H (includes AA1RTC bracket)	AA1RPS49 ()()	210.		
	64"H (includes AA1RTC bracket)	AA1RPS64 ()()	222.		
	79"H (includes AA1RTC bracket)	AA1RPS79 ()()	232.		

description	type	pattern number	list	extension, 0 or 1 1/8	extension, 3 1/2
 T-end frame for AutoStrada or Reff panels	42" panel to 39" spine frame	AX1 R34239 ()()		835.	921.
	49" panel to 39" spine frame	AX1 R34939 ()()		845.	931.
	49" panel to 48" spine frame	AX1 R34948 ()()		792.	874.
	64" panel to 39" spine frame	AX1 R36439 ()()		935.	1,018.
	64" panel to 48" spine frame	AX1 R36448 ()()		880.	964.
	64" panel to 64" spine frame	AX1 R36464 ()()		880.	964.
	79" panel to 39" spine frame	AX1 R37939 ()()		941.	1,026.
	79" panel to 48" spine frame	AX1 R37948 ()()		886.	970.
	79" panel to 64" spine frame	AX1 R37964 ()()		859.	941.

description	type	pattern number	list	extension, 0 or 1 1/8	extension, 3 1/2
T-end frame for AutoStrada panel without base raceway	42" panel to 39" spine frame	AX1 A34239 ()()		835.	921.
	49" panel to 39" spine frame	AX1 A34939 ()()		845.	931.
	49" panel to 48" spine frame	AX1 A34948 ()()		792.	874.
	64" panel to 39" spine frame	AX1 A36439 ()()		935.	1,018.

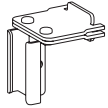
Order Code	Specification Information	Application Notes
Example: AA1-RPS6448E613AA	<i>For T-end specify extension at end of spine, then paint finish. Extension at end of spine:</i>	Panel starters attach perpendicular AutoStrada panels to spine wall. Panel starter includes clamp bracket to structural base cover, top clip, and vertical extrusion corresponding to AutoStrada panel height.
AA1 Accessory	0 0" extension	Specify two 0" T-ends for a single workstation on each side (no intermediate panels).
R Reff/AutoStrada	1 1 1/8" extension	
PS Panel starter	3 3 1/2" extensions	
64 Panel height	<i>Specify following for panel starter:</i>	Specify two 1 1/8" T-ends for one intermediate panel, one 1 1/8" and one 3 1/2" for two panels, and two 3 1/2" for three intermediate panels.
48 Adjoining panel width	1. Adjoining panel width (<i>panel starter includes extended panel top trim for panel attached to starter</i>)	T-ends with 3 1/2" extension have removable inside covers and accept ceiling infeed panel.
E Panel top trim profile	2. Top trim profile of adjoining panel <i>E = Extruded aluminum top trim</i>	Specify AutoStrada end connector to finish side edge without a connected wall.
613 Finish, panel starter	3. Painted finish for panel starter	Specify T-end with 0", 1 1/8", or 3 1/2" of extension to accommodate the "creep" of panels between workstations on each side of service wall.
AA Panel top trim finish	4. Top trim finish <i>Anodized aluminum or painted finish</i>	Finish options for AA1RTC() top clip: 118 White 111 Black 613 Silver
	<i>Please specify painted finish for panel starters and inside covers of T-end from paint finish options listed on page 7.</i>	To complete T - end solution, must specify frame, crown end cap, raceway extender and cover set.

Panel system starters and T-ends

AutoStrada and Reff panel starters and T-ends

AutoStrada




description	type	pattern number	list	extension, 0 or 1 1/8	extension, 3 1/2
T-end frame for AutoStrada panel without base raceway	64" panel to 48" spine frame	AX1 A36448() ()		\$880.	\$964.
	64" panel to 64" spine frame	AX1 A36464() ()		880.	964.
Top clip (replacement part)		AA1RTC()	83.		



Spine and linkable screens

Order Code	Specification Information	Application Notes
Example: AA1-RPS6448E613AA	<i>For T-end specify extension at end of spine, then paint finish. Extension at end of spine:</i>	Panel starters attach perpendicular AutoStrada panels to spine wall. Panel starter includes clamp bracket to structural base cover, top clip, and vertical extrusion corresponding to AutoStrada panel height.
AA1 Accessory		Specify two 0" T-ends for a single workstation on each side (no intermediate panels).
R Reff/AutoStrada		Specify two 1 1/8" T-ends for one intermediate panel, one 1 1/8" and one 3 1/2" for two panels, and two 3 1/2" for three intermediate panels.
PS Panel starter	0 0" extension	T-ends with 3 1/2" extension have removable inside covers and accept ceiling infeed panel.
64 Panel height	1 1 1/8" extension	Finish options for AA1RTC() top clip: 118 White 111 Black 613 Silver
48 Adjoining panel width	3 3 1/2" extensions	To complete T - end solution, must specify frame, crown end cap, raceway extender and cover set.
E Panel top trim profile	<i>Specify following for panel starter:</i>	
613 Finish, panel starter	1. Adjoining panel width (<i>panel starter includes extended panel top trim for panel attached to starter</i>)	
AA Panel top trim finish	2. Top trim profile of adjoining panel <i>E = Extruded aluminum top trim</i>	
	3. Painted finish for panel starter	
	4. Top trim finish <i>Anodized aluminum or painted finish</i>	
	<i>Please specify painted finish for panel starters and inside covers of T-end from paint finish options listed on page 7.</i>	

T-end fabric and wood cover sets (AutoStrada or Reff panels)

description	type	height	pattern number	list
 Monolithic cover set	Fabric	42"	R3B0P0F4207	\$132.
		49"	R3B0P0F4907	149.
		64"	R3B0P0F6407	176.
		79"	R3B0P0F7907	202.
	L/V1/V2/V3	42"	R3B0P0H4207	136.
		49"	R3B0P0H4907	153.
		64"	R3B0P0H6407	180.
		79"	R3B0P0H7907	206.
 Tiled cover set	Fabric	42"	R3B0T0F4207	132.
		49"	R3B0T0F4907	149.
		64"	R3B0T0F6407	176.
		79"	R3B0T0F7907	202.
	L/V1/V2/V3	42"	R3B0T0H4207	136.
		49"	R3B0T0H4907	153.
		64"	R3B0T0H6407	180.
		79"	R3B0T0H7907	206.
 Tiled cover set, no base raceway	L/V1/V2/V3	42"	R3R0T0H4207	156.
		49"	R3R0T0H4907	178.
		64"	R3R0T0H6407	208.

Order Code

Example: R3B0P0F4207 E 4
R3B Generation 3
0P0F Monolithic
42 Panel height
07 Width
E Top trim profile
4 4" base height
W359- Fabric
AA Trim finish
111 Outside base finish
111 Inside base finish

Specification Information

See Reff System for full selection of painted finishes, fabrics and wood veneers for T-end cover sets.

Specify:

1. Top trim profile
2. Panel finishes
3. Top trim finish
4. Base finish

Top trim profile:

E Extruded Aluminum

Base height:

4 4" base height

Application Notes

Specify covers in monolithic or tiled sets to complete T-end frames for AutoStrada or Reff panel.

Monolithic cover sets include a raceway cover and a single snap-in panel above.

Tiled sets include raceway cover and segmented tiles corresponding to adjacent AutoStrada or Reff tiled panels.

AutoStrada or Reff tiled module horizontal reveals are at nominal 19", 34", 49" and 64" above the floor and do not align with service wall cover reveals.

Please see page 7 for list of applicable finishes.

Panel system starters and T-ends

Gallery screen starters

description	h	w	d	pattern no.	list
Gallery screen starter	21"	3"	1"	AA1GPS ()	\$118.
Screen-to-worksurface bracket				AG1B	28.

Order Code

Example:	AA1 GPS 613
AA1	Accessory
G	For thin screens
PS	Panel starter
613	Painted finish

Specification Information

For intermediate gallery screen starters specify any standard painted finish.

Screen to worksurface bracket is black painted finish.

Application Notes

Gallery screen starter attaches thin screen to structural base cover of AutoStrada spine or Currents service wall. Specify Gallery screen to have through holes for starter bracket.

Screen-to-worksurface bracket is required to stabilize Gallery screens by connecting to adjacent worksurface. Specify one bracket for each screen.

Panel system starters and T-ends

Dividends Horizon panel and screen starters




description	application	h	w	d	pattern no.	list
Service Wall starters for Dividends Horizon panels and screens	36" high Dividends Horizon Panel or Screen	36"	1"	3"	AA1DHPS36(5)()	\$285.
	42" high Dividends Horizon Panel or Screen	42"	1"	3"	AA1DHPS42(5)()	285.
	50" high Dividends Horizon Panel or Screen	50"	1"	3"	AA1DHPS50(5)()	285.
	57" high Dividends Horizon Panel or Screen	57"	1"	3"	AA1DHPS57(5)()	285.
	64" high Dividends Horizon Panel or Screen	64"	1"	3"	AA1DHPS64(5)()	285.
Top clip for Dividends Horizon panels and screens to lower Service Wall	Top clip for Dividends Horizon Panel/Screen to Service Wall				AA1DHTC()	75.

Order Code	Specification Information	Application Notes
Example: AA1 DHPS 36 (5)	1.Top cap type 5=Metal flat	Panel/screen starter includes a clamp bracket that attaches to the structural base cover of the Service Wall to start a Dividends panel/screen run perpendicular to the face of the Service Wall anywhere other than at the end of the Service Wall.
AA1 Accessory	2.Paint finish All standard paint finishes	
DH Dividends Horizon		Top clip, which secures top edge of panel to underside of Service Wall crown, is required in addition to panel starter for stability of 57" or higher panels or 50"H panels with cantilevered shelves overhead storage.
PS Panel starter		
36 Panel height		
5 Top cap type		
613 Painted finish		

Panel system starters and T-ends

Universal panel starter and T-end

AutoStrada

description	width	depth	height	pattern number	paint
 Universal T-end adapter	2-6"	7"	39"	AA1UA39()	\$72.
	2-6"	7"	48"	AA1UA48()	87.
	2-6"	7"	64"	AA1UA64()	97.
 Universal panel starters	3"	1"	39"	AA1UPS39()	162.
	3"	1"	48"	AA1UPS48()	176.
	3"	1"	64"	AA1UPS64()	186.
 Universal top clip				AA2 UTC ()	70.

Spine and linkable screens

Order Code

Example:	AA1 UPS48 111
AA1	Accessory
UPS	Panel starter
48	Panel height
111	Finish

Specification Information

Please specify painted finish for universal end and panel starters from paint finish options listed on page 7.

Application Notes

Universal adapters and starters integrate other panel systems with the AutoStrada spine. Vertical surface accepts architectural wall starter of most other systems.

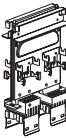
T-end adapters include connector to corresponding height T-end for linkable screen (specified separately).

Panel starter includes clamp bracket to structural base cover on service wall.

Top clip gives added stability to attached panels of the same height or higher than the service wall.

Power components, spine

2+2 power components

description	type	w	d	h	pattern number	black	orange (-O) or orange triangle (-T)	no finish
Desk height outlet module	21-48"H	5"	-	6"	AR1 EOM			\$148.
								
Central switch	21-48"H				AR1-ELS-B			415.
Duplex outlet	Circuit A				AR1 DA	36.		
	Circuit B				AR1 DB	36.		
	Circuit X				AR1 DX	36.	41.	
	Circuit Y				AR1 DY	36.	41.	
Power infeeds, modular	Desk height power	85"			AR1 EPI5			172.
	Ceiling infeed	145"			AR1 EPIC			214.
Hardwire base infeeds (NYC)	One connector				AR1 EPH1			285.
	Two connectors				AR1 EPH2			427.
Transitional connectors for Morrison or Reff	12"	61"			AR1 ET1			157.
	36"	85"			AR1 ET3			199.
	60"	109"			AR1 ET5			228.
	96"	133"			AR1 ET8			255.
Jumper cable	12"	37"			AR1 EJ1			85.
	24"	49"			AR1 EJ2			113.
	36"	61"			AR1 EJ3			129.
	48"	73"			AR1 EJ4			141.
	60"	85"			AR1 EJ5			157.
	72"	97"			AR1 EJ6			172.
	96"	121"			AR1 EJ8			199.
	120"	145"			AR1 EJ10			227.
	144"	169"			AR1 EJ12			255.

Order Code

Example:	AR1 EOM
AR1	Power component
E	2+2
OM	Outlet module

Application Notes

Autostrada power components distribute four 20-amp circuits at desk height: two convenience circuits and two protected circuits, with separate grounds and heavy duty #10 neutrals. Power may be distributed point-to-point between outlet modules at or below desk height. Outlet modules accept two duplex outlets on each face and four jumper cables to connect to other modules or infeed power.

Modular desk-height outlet module mounts between frame studs at any height from 21" - 48", above or below adjacent worksurfaces. Each 12"W frame bay can accept two outlet housings (up to four duplex outlets on each side) side by side.

Central switch controls three outlets inside wall frame for task or ambient lights. Switch occupies right-hand outlet opening in outlets cover on one side of wall.

Switches cannot be positioned back-to-back in combination with an outlet module. Central switch includes white rocker switch, connector to adjacent outlet module, and three simplex outlets on circuit B (2+2 or 3+3).

Outlet modules accept two duplex outlets on each face. Specify outlets with black face for convenience circuits. Specify orange face or black with orange triangle for protected circuits with separate ground and neutral in building power supply.

Desk height power infeed connects from floor box to outlets module in spine. Infeed includes 85" conduit with a 6" pigtail. Ceiling infeed connects from ceiling mounted box to desk height outlet module. Specify ceiling infeed panel separately.

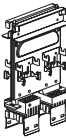
Hardwire base infeed is approved for installations in the City of New York. Infeed includes junction box for base raceway and connector to outlet module.

Jumper cables join power from outlet module to outlet module. Application dimension is distance between modules.

Transitional connectors connect power from AutoStrada spine to powered Morrison or Reff panels attached to the spine. Application dimension suggests distance from outlet to panel. Transitional connectors have watertight conduit between modular ends. Do not specify transitional connectors in City of New York installations.

Power components, spine

3+3 power components

description	type	w	d	h	pattern number	black	orange (-O) or orange triangle (-T)	no finish
Desk-height outlet module	21"-48"H	6"	1"	9"	AR1 TOM			\$172.
								
Central switch	21-48"H				AR1-ELS-B			415.
Duplex outlet	Circuit A				AR1 DA	36.		
	Circuit B				AR1 DB	36.		
	Circuit C				AR1 DC	36.		
	Circuit X				AR1 DX	36.	41.	
	Circuit Y				AR1 DY	36.	41.	
	Circuit Z				AR1 DZ	36.	41.	
Power infeeds	Desk height power	85"			AR1 TPI5			199.
	Ceiling infeed	145"			AR1 TPIC			243.
Hardwire base infeeds (NYC)	One connector				AR1 TPH1			314.
	Two connectors				AR1 TPH2			486.
Transitional connectors for Morrison or Reff	12"	61"			AR1 TT1			185.
	36"	85"			AR1 TT3			228.
	60"	109"			AR1 TT5			255.
	96"	133"			AR1 TT8			285.
Jumper cable	120"				AR1 TJ10			255.
	12"	37"			AR1 TJ1			99.
	24"	49"			AR1 TJ2			129.
	36"	61"			AR1 TJ3			157.
	48"	73"			AR1 TJ4			172.
	60"	85"			AR1 TJ5			185.
	72"	97"			AR1 TJ6			199.
	96"	121"			AR1 TJ8			227.
	144" wall	169"			AR1 TJ12			284.

Order Code

Example:	AR1 TOM
AR1	Power component
T	3+3
OM	Outlet module

Application Notes

AutoStrada power components distribute six 20-amp circuits at desk height or wall base: three convenience circuits and three protected circuits, with separate grounds and heavy-duty #10 neutrals.

Service wall power may be distributed point-to-point between outlet modules at desk height or in the base raceway. Outlet modules and power rails accept two duplex outlets on each face and four connector/jumper cables.

Modular desk-height outlet module mounts between frame studs at any height from 21" - 48", above or below adjacent work surfaces. Each 12"W frame bay can accept two outlet housings (up to four duplex outlets on each side.)

Central switch controls three outlets inside wall frame for task or ambient lights. Switch occupies right-hand outlet opening in outlets cover on one side of wall.

Central switch includes white rocker switch, connector to adjacent outlet module, and three simplex outlets on circuit B (2+2 or 3+3).

Outlet modules and power rails accept two duplex outlets on each face. Specify outlets with black face for convenience circuits. Specify orange face or black with orange triangle for protected circuits with separate ground and neutral in building power supply.

Power components, spine other hardware

description	width	depth	height	pattern number	no finish	paint
High capacity cable holders (10)	1"	3/4"	2 1/2"	AR1 HCC H10	\$29.	






Cable clips for wall studs (100)	1/4"	1/2"	1 1/2"	AR1 PCC 100	71.	
----------------------------------	------	------	--------	--------------------	-----	--



Ceiling infeed panel for stabilizer end cabinet or T-end with 3 1/2" extension		5"	48"	APX CIP4 ()	436.
		5"	72"	APX CIP6 ()	508.
		5"	96"	APX CIP8 ()	581.



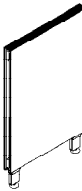
Order Code	Specification Information	Application Notes
Example: AR1 PCC 100	Cable clips and cable managers are black plastic.	Specify cable clips, approximately 50 per wall frame to support and manage cables on the face of studs in the spine wall frame. Each clip manages up to 14 Category 5 or fiber optic cables; four clips attach between 21"-30", 30"-39", 39"-48"; six between 48"-64"H. Only two clips fit behind a cable tray cover at the 21"-30" height. Specify high capacity cable holders approximately 20 per wall frame to support and manage larger bundles of cables. Each holds up to 55 Cat 5 cables; two holders attach to studs at each 9" level; three holders at the 16" level of a 64"H wall. Only one holder fits behind a cable tray cover at the 21"-30" height (upside down).
AR1 Raceway	Cable holders are light grey plastic.	
PCC Cable clip	<i>Please specify painted finish for ceiling infeed panel from paint finish options listed on page 7.</i>	
100 Size/Quantity		Raceway cable managers are U-shape cable supports that snap into the underside of the panel frame. Plan one per foot to contain data cables or power jumpers in the base raceway. Ceiling infeed panel attaches to end of spine adjacent to stabilizer end cabinet or Currents, Morrison, or Ref T-end panel with 3 1/2" extension, or to power monument. Center channel, 2" x 2 1/2", accommodates one or two power infeed cables. Each side channel is 1 1/2" x 3 1/2" lay-in cable raceway, for continuous lay-in cabling from ceiling to wall surface. Specify ceiling infeed separately.

description	type	width	depth	height	pattern number	clear tempered	powder
Add up panels		24"	1/2"	8"	AUA1 0824 G () ()	\$238.	\$290.
		36"	1/2"	8"	AUA1 0836 G () ()	270.	388.
		48"	1/2"	8"	AUA1 0848 G () ()	350.	485.
		60"	1/2"	8"	AUA1 0860 G () ()	430.	624.
		72"	1/2"	8"	AUA1 0872 G () ()	485.	754.
		24"	1/2"	12"	AUA1 1224 G () ()	285.	328.
		36"	1/2"	12"	AUA1 1236 G () ()	399.	462.
		48"	1/2"	12"	AUA1 1248 G () ()	514.	593.
		60"	1/2"	12"	AUA1 1260 G () ()	627.	725.
		72"	1/2"	12"	AUA1 1272 G () ()	743.	855.
		24"	1/2"	15"	AUA1 1524 G () ()	290.	510.
		36"	1/2"	15"	AUA1 1536 G () ()	404.	565.
		48"	1/2"	15"	AUA1 1548 G () ()	517.	813.
		60"	1/2"	15"	AUA1 1560 G () ()	635.	916.
		72"	1/2"	15"	AUA1 1572 G () ()	748.	1,072.

Order Code	Specification Information	Application Notes
Example: AUA1 1248 G TEMP AA AUA1 Autostrada add up panel 12 Height 48 Width G Type TEMP Glass Finish AA Trim Finish	Add up type: G Glass Glass add-ups are available with the following glass options: TEMP Clear tempered GL13 Powder Specify wide add-up panels for use on long Service Wall and Fence runs.	Add-up panels add acoustical privacy and light control above any height spine wall. Anodized aluminum or painted base frame inserts in center of any spine crown and is secured by bolts within crown. Frameless glass add-ups can be positioned at any 3" increment in standard or compact crown with any cover type.
		Any height add up can be used on any height AutoStrada spine or Currents service wall or fence. <ul style="list-style-type: none"> • 8" Add ups are designed primarily for use on 39" spine with 1" crown to create a 48" horizon. • 12" Add ups are designed for use on 48" spine for a 61" horizon with 1" crown or a 64" horizon with 4" crown. • 15" Add ups are designed primarily for use on 48" spine with 1" crown for a 64" horizon.

Linkable screens and windows

Upholstered

description	type	height	depth	width	pattern number	10	15	20	30	35	40	45	50	55
	30"H	30"	2 1/4"	18"	AP1L 3018 N() () ()	\$231.	\$262.	\$278.	\$324.	\$339.	\$363.	\$363.	\$406.	\$452.
		30"	2 1/4"	24"	AP1L 3024 N() () ()	267.	302.	321.	374.	390.	419.	464.	489.	516.
		30"	2 1/4"	30"	AP1L 3030 N() () ()	292.	332.	350.	408.	426.	456.	508.	536.	564.
		30"	2 1/4"	36"	AP1L 3036 N() () ()	334.	378.	397.	461.	481.	515.	571.	603.	635.
		30"	2 1/4"	42"	AP1L 3042 N() () ()	383.	429.	455.	528.	550.	590.	654.	688.	723.
		30"	2 1/4"	48"	AP1L 3048 N() () ()	421.	474.	498.	578.	602.	646.	714.	752.	793.
		30"	2 1/4"	60"	AP1L 3060 N() () ()	497.	558.	589.	677.	756.	836.	n/a	n/a	n/a
		30"	2 1/4"	72"	AP1L 3072 N() () ()	n/a	696.	n/a	n/a	n/a	n/a	n/a	n/a	n/a
39"H	39"	2 1/4"	18"	AP1L 3918 N() () ()	279.	310.	325.	373.	388.	410.	454.	475.	498.	
	39"	2 1/4"	24"	AP1L 3924 N() () ()	316.	349.	368.	421.	437.	465.	512.	537.	564.	
	39"	2 1/4"	30"	AP1L 3930 N() () ()	340.	380.	397.	456.	475.	503.	554.	584.	612.	
	39"	2 1/4"	36"	AP1L 3936 N() () ()	382.	424.	446.	509.	530.	563.	620.	652.	683.	
	39"	2 1/4"	42"	AP1L 3942 N() () ()	429.	478.	502.	573.	598.	636.	702.	735.	770.	
	39"	2 1/4"	48"	AP1L 3948 N() () ()	468.	520.	546.	624.	651.	691.	762.	800.	838.	
	39"	2 1/4"	60"	AP1L 3960 N() () ()	545.	604.	635.	724.	755.	804.	885.	n/a	n/a	
	39"	2 1/4"	72"	AP1L 3972 N() () ()	n/a	731.	n/a	n/a	n/a	n/a	n/a	n/a	n/a	
48"H	48"	2 1/4"	18"	AP1L 4818 N() () ()	327.	363.	381.	434.	454.	482.	532.	558.	587.	
	48"	2 1/4"	24"	AP1L 4824 N() () ()	370.	410.	431.	494.	514.	547.	601.	630.	662.	
	48"	2 1/4"	30"	AP1L 4830 N() () ()	402.	447.	469.	536.	559.	595.	654.	685.	720.	
	48"	2 1/4"	36"	AP1L 4836 N() () ()	452.	500.	526.	600.	624.	666.	732.	768.	806.	
	48"	2 1/4"	42"	AP1L 4842 N() () ()	506.	562.	591.	675.	705.	748.	824.	864.	907.	
	48"	2 1/4"	48"	AP1L 4848 N() () ()	551.	612.	644.	734.	765.	813.	895.	940.	988.	
	48"	2 1/4"	60"	AP1L 4860 N() () ()	641.	713.	748.	857.	891.	947.	1,043.	n/a	n/a	
	48"	2 1/4"	72"	AP1L 4872 N() () ()	n/a	868.	n/a	n/a	n/a	n/a	n/a	n/a	n/a	
64"H	64"	2 1/4"	18"	AP1L 6418 A() () ()	425.	473.	496.	565.	591.	626.	690.	724.	762.	
	64"	2 1/4"	24"	AP1L 6424 A() () ()	468.	520.	546.	624.	651.	691.	762.	800.	838.	
	64"	2 1/4"	30"	AP1L 6430 A() () ()	526.	585.	613.	703.	731.	775.	857.	896.	941.	
	64"	2 1/4"	36"	AP1L 6436 A() () ()	567.	632.	665.	760.	792.	839.	926.	971.	1,020.	
	64"	2 1/4"	42"	AP1L 6442 A() () ()	626.	696.	732.	836.	872.	928.	1,020.	1,073.	1,124.	
	64"	2 1/4"	48"	AP1L 6448 A() () ()	672.	746.	781.	894.	933.	991.	1,090.	1,146.	1,201.	
	64"	2 1/4"	60"	AP1L 6460 A() () ()	762.	844.	887.	1,014.	1,056.	1,122.	1,235.	n/a	n/a	

Order Code	Specification Information	Application Notes
Example: AP1L 3948N 15 812 AA AP1 AutoStrada L Linkable screen 39 Height 48 Width N Core 15 Fabric Grade 812 Trim Color AA Leg Finish	<p>Linkable screens include top cap and 4"H x 2 1/2"W extruded aluminum legs with levellers.</p> <p>Top cap is integral color trim grey or easy grey.</p> <p>Legs are available in clear anodized aluminum or painted finish options list on page 7 excluding silver.</p>	<p>Linkable screens divide workstations perpendicular to spine where base raceway is not required. Linkable screens connect to the wall with screen starters and to each other with screen connectors. Specify starters and connectors separately.</p> <p>Linkable screens with connectors can end support or cantilever worksurfaces, upmount or downmount overhead storage, with brackets designed for Morrison panel mounting.</p> <p>30"H upholstered screens are primarily intended for use in combination with 18"H windows, connected to other 48"H screens with 48"H screen connectors.</p>

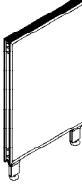
39"H screens align with the underside of either compact or standard crown on 39"H spines. 39"H screens enable seated visual access.

48"H screens align with the underside of either compact or standard crown on 48"H spines. 48"H screens provide some seated privacy.

64"H screens align with the underside of either compact or standard crown on 64"H spines. 64"H screens provide seated privacy, and include a high-acoustical core for improved sound absorption.

Linkable screens and windows

Glazed

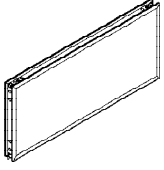
description	type	width	depth	height	pattern number	clear tempered	architectural
	39"H	18"	2 1/4"	39"	AP1L 3918G () ()	\$529.	\$650.
		24"	2 1/4"	39"	AP1L 3924G () ()	569.	731.
		30"	2 1/4"	39"	AP1L 3930G () ()	635.	838.
		36"	2 1/4"	39"	AP1L 3936G () ()	654.	901.
		42"	2 1/4"	39"	AP1L 3942G () ()	704.	994.
		48"	2 1/4"	39"	AP1L 3948G () ()	729.	1,061.
	48"H	18"	2 1/4"	48"	AP1L 4818G () ()	573.	726.
		24"	2 1/4"	48"	AP1L 4824G () ()	617.	824.
		30"	2 1/4"	48"	AP1L 4830G () ()	677.	939.
		36"	2 1/4"	48"	AP1L 4836G () ()	713.	1,026.
		42"	2 1/4"	48"	AP1L 4842G () ()	766.	1,136.
		48"	2 1/4"	48"	AP1L 4848G () ()	797.	1,219.
	64"H	18"	2 1/4"	64"	AP1L 6418G () ()	659.	869.
		24"	2 1/4"	64"	AP1L 6424G () ()	717.	1,002.
		30"	2 1/4"	64"	AP1L 6430G () ()	785.	1,141.
		36"	2 1/4"	64"	AP1L 6436G () ()	822.	1,257.
		42"	2 1/4"	64"	AP1L 6442G () ()	891.	1,400.
		48"	2 1/4"	64"	AP1L 6448G () ()	931.	1,511.

Spine and linkable screens

Order Code	Specification Information	Application Notes																		
<p>Example: AP1L 3948G GL6 AA 812 AA</p> <table border="1"> <tr><td>AP1</td><td>AutoStrada</td></tr> <tr><td>L</td><td>Linkable screen</td></tr> <tr><td>39</td><td>Height</td></tr> <tr><td>48</td><td>Width</td></tr> <tr><td>G</td><td>Glazed</td></tr> <tr><td>GL6</td><td>Glass Type</td></tr> <tr><td>AA</td><td>Frame Finish</td></tr> <tr><td>812</td><td>Trim Color</td></tr> <tr><td>AA</td><td>Leg Finish</td></tr> </table>	AP1	AutoStrada	L	Linkable screen	39	Height	48	Width	G	Glazed	GL6	Glass Type	AA	Frame Finish	812	Trim Color	AA	Leg Finish	<p>Glazed linkable screens include top cap and two 4"H x 2 1/2"W extruded aluminum legs with levellers. Top cap is integral color trim grey or easy grey. Window frame is anodized aluminum or painted extrusions.</p> <p>Frame and legs are available in clear anodized aluminum or painted finish options listed on page 7 excluding silver.</p> <p>Glass is tempered clear. Architectural glass is available in powder or block matrix finishes.</p> <p>TEMP Clear Tempered GL6 Block Matrix GLI3 Powder</p>	<p>Linkable screens divide workstations perpendicular to spine where base raceway is not required. Linkable screens connect to the wall with screen starters and to each other with screen connectors. Specify starters and connectors separately.</p> <p>Glazed linkable screens feature nearly flush glazing on one surface and a perimeter frame of anodized or painted aluminum. Glazed linkable screens with connectors can end support or cantilever worksurfaces with brackets designed for Morrison panel mounting.</p> <p>39"H screens align with the underside of either compact or standard crown on 39"H spines. 39"H screens enable seated visual access.</p> <p>48"H screens align with the underside of either compact or standard crown on 48"H spines. 48"H screens provide some seated privacy.</p> <p>64"H screens align with the underside of either compact or standard crown on 64"H spines.</p>
AP1	AutoStrada																			
L	Linkable screen																			
39	Height																			
48	Width																			
G	Glazed																			
GL6	Glass Type																			
AA	Frame Finish																			
812	Trim Color																			
AA	Leg Finish																			

Linkable screens and windows

Windows for linkable screens

description	type	width	height	pattern number	clear tempered	architectural
Window 	16"H	24"	16"	AP1W 1624G ()	\$430.	\$448.
		30"	16"	AP1W 1630G ()	475.	493.
		36"	16"	AP1W 1636G ()	532.	552.
		42"	16"	AP1W 1642G ()	572.	597.
		48"	16"	AP1W 1648G ()	635.	660.
		60"	16"	AP1W 1660G ()	702.	730.
		72"	16"	AP1W 1672G ()	802.	833.
	18"H	24"	18"	AP1W 1824G ()	447.	464.
		30"	18"	AP1W 1830G ()	492.	512.
		36"	18"	AP1W 1836G ()	551.	572.
		42"	18"	AP1W 1842G ()	596.	619.
		48"	18"	AP1W 1848G ()	657.	683.
		60"	18"	AP1W 1860G ()	762.	793.
		72"	18"	AP1W 1872G ()	934.	971.
	22"H	24"	22"	AP1W 2224G ()	462.	480.
		30"	22"	AP1W 2230G ()	509.	529.
		36"	22"	AP1W 2236G ()	570.	595.
		42"	22"	AP1W 2242G ()	616.	640.
		48"	22"	AP1W 2248G ()	678.	706.
		60"	22"	AP1W 2260G ()	787.	818.
		72"	22"	AP1W 2272G ()	972.	1,011.
25"H	24"	25"	AP1W 2524G ()	478.	496.	
	30"	25"	AP1W 2530G ()	526.	546.	
	36"	25"	AP1W 2536G ()	591.	615.	
	42"	25"	AP1W 2542G ()	637.	662.	
	48"	25"	AP1W 2548G ()	701.	729.	
	60"	25"	AP1W 2560G ()	811.	842.	
	72"	25"	AP1W 2572G ()	1,011.	1,052.	

Order Code	Specification Information	Application Notes
Example: AP1W 1624G GL6 AA AP1 AutoStrada linkable screen W Window 16 Height 24 Width G Surface Type GL6 Glass Finish AA Frame Finish	Window frame is anodized aluminum or painted extrusions. Painted finish option listed on page 7 excluding silver. Glass is tempered clear. Architectural glass is available in powder or block matrix finishes. TEMP Clear Tempered GL6 Block Matrix GL13 Powder	Windows add on to linkable screens to build partially glazed screens. Linkable screens with windows connect to the wall with screen starters and to each other with screen connectors. Specify starters and connectors in the same height as the combination of screen and window. Windows feature nearly flush glazing on one surface and a perimeter frame of anodized or painted aluminum.

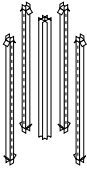
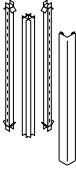
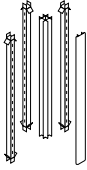


Specify 16"H windows on 48"H linkable screens and connect with 64"H connectors.

Specify 18"H windows on 30"H linkable screens and connect with 48"H connectors.

Specify 25"H windows on 39"H linkable screens and connect with 64"H connectors.

Linkable screens and windows

Connectors and trim

description	type	height	depth	width	pattern number	no finish	integral color	list
90° connector	4-way X 	39"	2 1/4"	2 1/4"	AC1 39X4 ()	\$218.		
		48"	2 1/4"	2 1/4"	AC1 48X4 ()	243.		
		64"	2 1/4"	2 1/4"	AC1 64X4 ()	271.		
	2-way L 	39"	2"		AC1 39L2 ()			146.
		48"	2"		AC1 48L2 ()			154.
		64"	2"		AC1 64L2 ()			166.
	3-way T 	39"	2"		AC1 39T3 ()			186.
		48"	2"		AC1 48T3 ()			196.
		64"	2"		AC1 64T3 ()			211.
120° connector	2-way V 	39"			AC1 39V2 ()			163.
		48"			AC1 48V2 ()			170.
		64"			AC1 64V2 ()			185.
	3-way Y 	39"			AC1 39Y3 ()			199.

Order Code

Example: AC1 39L2 812
AC1 Linkable screen connector
39 Height
L2 90° 2-way L
812 Finish

Specification Information

All top and vertical trim is easy grey (812) or trim grey (813) integral color surface.

Connector post is painted black extrusion.

Carpet grips are black integral color surface.

Linkable screen feet are anodized aluminum or painted finish option listed on page 7 excluding silver.

Application Notes

Connectors join linkable screens in straight, 90° or 120° post configurations.

Linkable screen connectors include connector tracks, universal posts and top and vertical trim (where required).

Connector tracks have cantilever slots for worksurface and storage support.

L, T and X connectors include a universal post and 2, 3 or 4 connector tracks and top cap.

End trim may be specified instead of an end connector if cantilever capability is not required.

Carpet grips snap into linkable screen glides to prevent components from sliding. Glide rotates in carpet grip to permit levelling.

Non-skid grips snap into glides to prevent sliding on hard surface floors.

Linkable screens and windows

Connectors and trim

description	type	height	depth	width	pattern number	no finish	integral color	list
120° connector	3-way Y	48"			AC1 48Y3 ()			\$207.
		64"			AC1 64Y3 ()			221.
Connector track	No trim	39"	–	–	MC1-39S1			44.
		48"	–	–	MC1-48S1			49.
		64"	–	–	MC1-64S1			53.
End connector	with connector track	30"			ACA1 30E1 ()			62.
		39"			ACA1 39E1 ()			65.
		48"			ACA1 48E1 ()			77.
		64"			ACA1 64E1 ()			89.
linkable screen end trim (no connector)		30"			AA1 30E ()			39.
		39"			AA1 39E ()			41.
		48"			AA1 48E ()			43.
		64"			AA1 64E ()			44.
top trim, linkable screen (replacement)				6"	AA1 T06 ()			9.
				18"	AA1 T18 ()			12.
				24"	AA1 T24 ()			14.
				30"	AA1 T30 ()			21.
				36"	AA1 T36 ()			23.
				42"	AA1 T42 ()			24.
				48"	AA1 T48 ()			26.
			60"	AA1 T60 ()			29.	

Order Code

Example: AC1 39L2 812
AC1 Linkable screen connector
39 Height
L2 90° 2-way L
812 Finish

Specification Information

All top and vertical trim is easy grey (812) or trim grey (813) integral color surface.

Connector post is painted black extrusion.

Carpet grips are black integral color surface.

Linkable screen feet are anodized aluminum or painted finish option listed on page 7 excluding silver.

Application Notes

Connectors join linkable screens in straight, 90° or 120° post configurations.

Linkable screen connectors include connector tracks, universal posts and top and vertical trim (where required).

Connector tracks have cantilever slots for worksurface and storage support.

L, T and X connectors include a universal post and 2, 3 or 4 connector tracks and top cap.

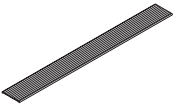

End trim may be specified instead of an end connector if cantilever capability is not required.

Carpet grips snap into linkable screen glides to prevent components from sliding. Glide rotates in carpet grip to permit levelling.

Non-skid grips snap into glides to prevent sliding on hard surface floors.

Linkable screens and windows

Connectors and trim

description	type	height	depth	width	pattern number	no finish	integral color	list
top trim, linkable screen (replacement)				72"	AA1 T72 ()			\$32.
								
linkable screen feet, pair	replacement part				APA1 LF ()			64.
								
Raceway cover for Currents end connector or end trim on Morrison panel					AA1RE()			28.
Non-skid pads (set of 10)					AA1NSK			32.
Carpet grips (set of 10)					MM2-CG			19.

Order Code	Specification Information	Application Notes
Example: AC1 39L2 812		
AC1 Linkable screen connector	All top and vertical trim is easy grey (812) or trim grey (813) integral color surface.	Connectors join linkable screens in straight, 90° or 120° post configurations.
39 Height	Connector post is painted black extrusion.	Linkable screen connectors include connector tracks, universal posts and top and vertical trim (where required).
L2 90° 2-way L	Carpet grips are black integral color surface.	Connector tracks have cantilever slots for worksurface and storage support.
812 Finish	Linkable screen feet are anodized aluminum or painted finish option listed on page 7 excluding silver.	L, T and X connectors include a universal post and 2, 3 or 4 connector tracks and top cap.
		End trim may be specified instead of an end connector if cantilever capability is not required.
		Carpet grips snap into linkable screen glides to prevent components from sliding. Glide rotates in carpet grip to permit levelling.
		Non-skid grips snap into glides to prevent sliding on hard surface floors.

description	application	h	w	d	pattern no.	L	V1	V2	V3
Gallery screens	39" high	39"	20"	1"	AG1B3920 () ()	\$301.	\$378.	\$485.	\$818.
	39" high	39"	24"	1"	AG1B3924 () ()	339.	411.	541.	947.
	39" high	39"	30"	1"	AG1B3930 () ()	378.	446.	597.	1,092.
	39" high	39"	36"	1"	AG1B3936 () ()	415.	480.	653.	1,239.
	39" high	39"	42"	1"	AG1B3942 () ()	453.	515.	708.	1,384.
	39" high	39"	48"	1"	AG1B3948 () ()	490.	549.	764.	1,530.
	39" high	39"	54"	1"	AG1B3954 () ()	528.	584.	821.	1,675.
	39" high	39"	60"	1"	AG1B3960 () ()	565.	618.	876.	1,820.
	39" high	39"	66"	1"	AG1B3966 () ()	603.	653.	933.	1,965.
	39" high	39"	72"	1"	AG1B3972 () ()	640.	687.	989.	2,111.
	39" high	39"	78"	1"	AG1B3978 () ()	678.	722.	1,044.	2,256.
	39" high	39"	84"	1"	AG1B3984 () ()	717.	756.	1,101.	2,401.
	39" high	39"	90"	1"	AG1B3990 () ()	754.	791.	1,156.	2,547.
	39" high	39"	96"	1"	AG1B3996 () ()	792.	825.	1,213.	2,692.
	49" high	49"	20"	1"	AG1B4920 () ()	393.	458.	598.	1,007.
	49" high	49"	24"	1"	AG1B4924 () ()	430.	492.	662.	1,137.
	49" high	49"	30"	1"	AG1B4930 () ()	468.	527.	727.	1,314.
	49" high	49"	36"	1"	AG1B4936 () ()	506.	561.	792.	1,492.
	49" high	49"	42"	1"	AG1B4942 () ()	544.	596.	857.	1,670.
	49" high	49"	48"	1"	AG1B4948 () ()	582.	630.	921.	1,846.
	49" high	49"	54"	1"	AG1B4954 () ()	619.	665.	985.	2,024.
	49" high	49"	60"	1"	AG1B4960 () ()	657.	698.	1,050.	2,202.
	49" high	49"	66"	1"	AG1B4966 () ()	694.	733.	1,114.	2,379.
	49" high	49"	72"	1"	AG1B4972 () ()	732.	767.	1,179.	2,557.
	49" high	49"	78"	1"	AG1B4978 () ()	769.	802.	1,244.	2,734.
	49" high	49"	84"	1"	AG1B4984 () ()	808.	836.	1,308.	2,913.
	49" high	49"	90"	1"	AG1B4990 () ()	845.	871.	1,372.	3,091.
	49" high	49"	96"	1"	AG1B4996 () ()	883.	905.	1,437.	3,268.

Order Code	Specification Information	Application Notes
Example: AG1 B 4948L N 115	For Gallery screens specify:	Gallery screens attach to AutoStrada or Currents spine and adjacent worksurfaces to define workspaces. Gallery screens are 1" thick, solid wood core, self-edged in laminate, Techwood or natural veneer. 39"H screens correspond in height to 39"H spine (underside of any crown). 49"H screens correspond in height to 49"H Anchor cabinet and to 48"H spine with compact or flat crown.
AG1 Gallery screen	1.Planning application, L=Screen at left end of spine (from inside face of screen) R=Screen at right end of spine S=Intermediate screen attached to face of spine	Other end of 39"H screen is always "N", no attachment. Other end of 49"H screen can have provisions for attachment to 49"H Anchor cabinet or no attachment.
B Back screen	2.Then specify other end application: A=Attach to anchor cabinet (49"H screen only) N=No attachment	Gallery screens must be stabilized by screen-to-worksurface bracket or attachment to Anchor cabinet.
49 Height	3.Then specify finish, all standard laminates for vertical applications, all standard Techwoods and natural veneers.	
48 Width	Gallery screens include black leveling glides with 1" range. Starting point for screens is 1/2" above floor.	
L End starter		
N No attachment		
115 Finish		

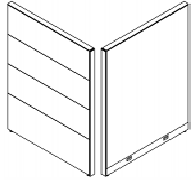
description	application	pattern no.	AA	P1	P2	P3	G2	G3
Panel attachment kit for glass gallery screen	for 42" h panel attachment	A1GGPC4234(L/R)()	\$675.	\$574.	\$574.	\$608.		
	for 46" h panel attachment	A1GGPC4934(L/R)()	675.	574.	574.	608.		
Spine attachment kit for glass gallery screen	mid span/ off modular	A1GGSPSC30(L/R)()	703.	598.	598.	633.		
	spine end starter	A1GGSE30(L/R)()()	685.	582.	582.	617.		
Glass, for panel based	for 42" h x 60" w	A1PGG4260()					1,228.	1,655.
	for 42" h x 72" w	A1PGG4272()					1,425.	1,973.
	for 49" h x 60" w	A1PGG4960()					1,411.	1,919.
	for 49" h x 72" w	A1PGG4972()					1,643.	2,252.
Glass, for spine based	for 48" h x 60" w	A1SGG4860()					1,365.	1,853.
	for 48" h x 72" w	A1SGG4872()					1,588.	2,174.

Spine and linkable screens

Order Code	Specification Information	Application Notes
Example: A1GGPC4234		
A AutoStrada	1.L/R- Left or right hand connection If left hand, worksurface on right side of glass If right hand, worksurface on left side of glass	Glass Gallery Screen Panel attachment kit includes finished connection to panel post and end capture for glass.
1 Generation 1		
GG Gallery screen, glass		
PC Panel post connector		Glass Gallery Screen Spine attachment kit includes finished connection to spine and end capture for glass.
42 42" h panel attachment (includes Hi/low trim)	2.Finish divider capture AA and all core paint options except 613	
34 34" high nominal		
(L/R) Left or right hand connection	<i>Glass Finish</i> G2=Architectural G3=Color	Glass to align top of panel insert, below top trim for panel base.
() Finish divider, capture		Glass to align top of spine cover, below crown or at horizontal channel at nominal 48" high if 64" spine.

Tiled/Monolithic - mono side only with base raceway
Tiled one side - Laminate/Monolithic side - fabric

description	h	w	pattern no.	Grade							
				10	15	20	30	35	40	45	
Tiled laminate one side, fabric monolithic other side (tiled side without base raceway)	34"	18"	R3R1AFL3418 () () () () () ()	\$646.	\$658.	\$689.	\$729.	\$757.	\$806.	\$830.	
		24"	R3R1AFL3424 () () () () () ()	689.	701.	734.	772.	802.	851.	877.	
		30"	R3R1AFL3430 () () () () () ()	739.	752.	785.	822.	852.	900.	927.	
		36"	R3R1AFL3436 () () () () () ()	787.	798.	830.	869.	897.	947.	971.	
		42"	R3R1AFL3442 () () () () () ()	903.	917.	948.	987.	1,016.	1,064.	1,090.	
		48"	R3R1AFL3448 () () () () () ()	935.	948.	980.	1,019.	1,047.	1,096.	1,121.	
		42"	18"	R3R1AFL4218 () () () () () ()	716.	736.	777.	830.	865.	924.	960.
			24"	R3R1AFL4224 () () () () () ()	766.	787.	828.	881.	916.	973.	1,011.
			30"	R3R1AFL4230 () () () () () ()	821.	842.	883.	936.	970.	1,029.	1,066.
			36"	R3R1AFL4236 () () () () () ()	875.	895.	936.	989.	1,024.	1,082.	1,119.
		42"	R3R1AFL4242 () () () () () ()	983.	1,003.	1,044.	1,097.	1,132.	1,191.	1,227.	
		48"	R3R1AFL4248 () () () () () ()	1,038.	1,060.	1,099.	1,152.	1,188.	1,245.	1,283.	
	49"	18"	R3R1AFL4918 () () () () () ()	797.	816.	865.	922.	965.	1,038.	1,075.	
		24"	R3R1AFL4924 () () () () () ()	852.	870.	919.	977.	1,020.	1,092.	1,131.	
		30"	R3R1AFL4930 () () () () () ()	918.	936.	985.	1,043.	1,085.	1,159.	1,196.	
		36"	R3R1AFL4936 () () () () () ()	971.	992.	1,041.	1,098.	1,142.	1,212.	1,250.	
		42"	R3R1AFL4942 () () () () () ()	1,095.	1,114.	1,163.	1,221.	1,264.	1,336.	1,375.	
		48"	R3R1AFL4948 () () () () () ()	1,155.	1,174.	1,224.	1,282.	1,325.	1,398.	1,435.	
	64"	18"	R3R1AFL6418 () () () () () ()	911.	938.	1,003.	1,080.	1,140.	1,233.	1,284.	
		24"	R3R1AFL6424 () () () () () ()	973.	1,001.	1,064.	1,142.	1,199.	1,294.	1,347.	
		30"	R3R1AFL6430 () () () () () ()	1,048.	1,075.	1,141.	1,217.	1,273.	1,370.	1,421.	
		36"	R3R1AFL6436 () () () () () ()	1,112.	1,141.	1,203.	1,281.	1,338.	1,434.	1,485.	
		42"	R3R1AFL6442 () () () () () ()	1,268.	1,293.	1,359.	1,434.	1,492.	1,587.	1,640.	
		48"	R3R1AFL6448 () () () () () ()	1,332.	1,359.	1,421.	1,499.	1,558.	1,652.	1,703.	

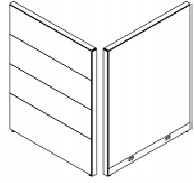


both sides 64x48 shown, 49" h with three tiles; 34" h with two tiles; 42" h 3 tiles/ top tile 7" h

Order Code	Specification Information	Application Notes
Example: R3R1AFL3418EAA4K613W359-118N	To order please specify pattern number including:	Monolithic side with base raceway only. Tiled side inserts extended to the floor. Be sure to specify power rails for panels with one sided base raceways.
R3 AutoStrada w/generation 3 frame	1. Height	
R1 Base raceway monolithic side only	2. Width	
A Tiled one side, Monolithic other	3. Extruded Aluminum Top Trim <i>E - default</i>	Tiled side includes panel reveals between laminate inserts. Aluminum vertical hookstrip cover ordered separately.
F Fabric, monolithic side	4. Finish, Aluminum trim (top trim and tile dividers/reveals) <i>Anodized aluminum or painted finish options listed on page 9 excluding silver.</i>	
L Laminate, tiled side	5. Base raceway height <i>4 = 4" h, default</i>	Panels are not for use with medians, storage medians or bridges.
34 34" high	6. Knock-out option <i>K = with knock-outs</i> <i>N = no knock-outs</i>	Black PVC hookstrip reveals should be ordered for monolithic side from Reff price list.
18 18" wide	7. Base raceway finish <i>painted or plated finish options only</i>	Panels on this page will accept standard Reff System stacking window modules.
E Extruded Aluminum top trim	8. Fabric selection	
AA Top Trim anodized aluminum finish	9. Finish, Laminate	
4 4" high base raceway	10. Milled for ported components <i>M = milled for (\$14 list upcharge applicable)</i> <i>N = not milled for</i>	Product on this page will accept wood grain laminate where laminate is currently an option. Panel product is subject to 10% on the base panel price. Refer to panel product upcharge table.
K Knock-outs in base raceway		
613 Finish, base raceway	See page 7 for finish options applicable.	
W359- Finish, fabric		
118 Finish, Bright White		
N Not milled for ported components		

Tiled/Monolithic - mono side only with base raceway
Tiled one side - V1 Techwood/Monolithic - fabric

description	h	w	pattern no.	Grade						
				10	15	20	30	35	40	45
Tiled V1 techwood one side, fabric monolithic other side (tiled side without base raceway)	34"	18"	R3R1AF13418 () () () () () ()	\$658.	\$670.	\$701.	\$741.	\$769.	\$817.	\$844.
		24"	R3R1AF13424 () () () () () ()	705.	718.	751.	789.	817.	867.	892.
		30"	R3R1AF13430 () () () () () ()	755.	768.	800.	838.	868.	917.	942.
		36"	R3R1AF13436 () () () () () ()	800.	814.	845.	884.	911.	961.	987.
		42"	R3R1AF13442 () () () () () ()	926.	936.	968.	1,008.	1,035.	1,085.	1,110.
		48"	R3R1AF13448 () () () () () ()	954.	967.	1,001.	1,038.	1,068.	1,115.	1,142.
	42"	18"	R3R1AF14218 () () () () () ()	729.	749.	791.	843.	878.	936.	973.
		24"	R3R1AF14224 () () () () () ()	782.	802.	843.	896.	931.	989.	1,026.
		30"	R3R1AF14230 () () () () () ()	840.	861.	901.	954.	989.	1,046.	1,084.
		36"	R3R1AF14236 () () () () () ()	892.	912.	952.	1,005.	1,041.	1,098.	1,136.
42"		R3R1AF14242 () () () () () ()	1,005.	1,026.	1,067.	1,120.	1,155.	1,213.	1,250.	
48"		R3R1AF14248 () () () () () ()	1,055.	1,076.	1,117.	1,169.	1,204.	1,263.	1,299.	
49"	18"	R3R1AF14918 () () () () () ()	811.	830.	879.	936.	980.	1,052.	1,091.	
	24"	R3R1AF14924 () () () () () ()	868.	887.	934.	993.	1,034.	1,109.	1,147.	
	30"	R3R1AF14930 () () () () () ()	933.	952.	1,002.	1,060.	1,102.	1,173.	1,212.	
	36"	R3R1AF14936 () () () () () ()	992.	1,010.	1,060.	1,115.	1,160.	1,231.	1,270.	
	42"	R3R1AF14942 () () () () () ()	1,120.	1,141.	1,187.	1,244.	1,288.	1,361.	1,400.	
	48"	R3R1AF14948 () () () () () ()	1,181.	1,200.	1,248.	1,306.	1,349.	1,421.	1,461.	
64"	18"	R3R1AF16418 () () () () () ()	932.	958.	1,021.	1,099.	1,158.	1,253.	1,304.	
	24"	R3R1AF16424 () () () () () ()	995.	1,020.	1,084.	1,161.	1,220.	1,317.	1,367.	
	30"	R3R1AF16430 () () () () () ()	1,070.	1,096.	1,160.	1,237.	1,294.	1,392.	1,443.	
	36"	R3R1AF16436 () () () () () ()	1,133.	1,160.	1,224.	1,301.	1,360.	1,457.	1,508.	
	42"	R3R1AF16442 () () () () () ()	1,292.	1,318.	1,381.	1,460.	1,517.	1,613.	1,664.	
	48"	R3R1AF16448 () () () () () ()	1,360.	1,384.	1,448.	1,526.	1,583.	1,681.	1,733.	



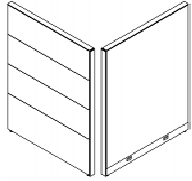
both sides 64x48 shown, 49" h with three tiles; 34" h with two tiles; 42" h 3 tiles/ top tile 7" h

Panels

Order Code	Specification Information	Application Notes
Example: R3R1AF13418EAA4K 613W359-Y319N	To order please specify pattern number including:	Monolithic side with base raceway only. Tiled side inserts extended to the floor. Be sure to specify power rails for panels with one sided base raceways.
R3 AutoStrada w/generation 3 frame	1. Height	
R1 Base raceway monolithic side only	2. Width	
A Tiled one side, Monolithic other	3. Extruded Aluminum Top Trim <i>E - default</i>	Tiled side includes panel reveals between V1 inserts. Aluminum vertical hookstrip cover ordered separately.
F Fabric, monolithic side	4. Finish, Aluminum trim (top trim and tile dividers/reveals) <i>Anodized aluminum or painted finish options listed on page 9 excluding silver.</i>	Panels are not for use with medians, storage medians or bridges.
1 V1 Techwood, tiled side	5. Base raceway height <i>4 = 4" h, default</i>	Black PVC hookstrip reveals should be ordered for monolithic side from Reff price list.
34 34" high	6. Knock-out option <i>K = with knock-outs</i> <i>N = no knock-outs</i>	Panels on this page will accept standard Reff System stacking window modules.
18 18" wide	7. Base raceway finish <i>painted or plated finish options only</i>	
E Extruded Aluminum top trim	8. Fabric selection	
AA Top Trim anodized aluminum finish	9. Finish, V1 Techwood	
4 4" high base raceway	10. Milled for ported componenets <i>M = milled for (\$14 list upcharge applicable)</i> <i>N = not milled for</i>	
K Knock-outs in base raceway		
613 Finish, base raceway		
W359- Finish, fabric		
Y319 Finish, Cherry		
N Not milled for ported components	See page 7 for finish options applicable.	

Tiled/Monolithic - mono side only with base raceway
Tiled one side - V2 Natural/Monolithic - fabric

description	h	w	pattern no.	Grade							
				10	15	20	30	35	40	45	
Tiled V2 natural one side, fabric monolithic other side (tiled side without base raceway)	34"	18"	R3R1AF23418 (X)(X)(X)(X)(X)	\$671.	\$686.	\$717.	\$755.	\$785.	\$831.	\$858.	
		24"	R3R1AF23424 (X)(X)(X)(X)(X)	719.	733.	766.	804.	831.	881.	907.	
		30"	R3R1AF23430 (X)(X)(X)(X)(X)	769.	783.	815.	854.	882.	931.	955.	
		36"	R3R1AF23436 (X)(X)(X)(X)(X)	816.	829.	863.	900.	929.	977.	1,003.	
		42"	R3R1AF23442 (X)(X)(X)(X)(X)	941.	952.	986.	1,022.	1,052.	1,101.	1,128.	
		48"	R3R1AF23448 (X)(X)(X)(X)(X)	974.	987.	1,019.	1,058.	1,086.	1,134.	1,160.	
		42"	18"	R3R1AF24218 (X)(X)(X)(X)(X)	744.	764.	804.	858.	893.	950.	988.
			24"	R3R1AF24224 (X)(X)(X)(X)(X)	798.	818.	860.	912.	947.	1,004.	1,042.
			30"	R3R1AF24230 (X)(X)(X)(X)(X)	855.	876.	917.	969.	1,004.	1,063.	1,099.
			36"	R3R1AF24236 (X)(X)(X)(X)(X)	912.	933.	973.	1,026.	1,062.	1,119.	1,157.
		42"	R3R1AF24242 (X)(X)(X)(X)(X)	1,024.	1,044.	1,085.	1,138.	1,173.	1,231.	1,268.	
		48"	R3R1AF24248 (X)(X)(X)(X)(X)	1,078.	1,098.	1,140.	1,193.	1,227.	1,285.	1,322.	
	49"	18"	R3R1AF24918 (X)(X)(X)(X)(X)	829.	849.	896.	953.	997.	1,070.	1,109.	
		24"	R3R1AF24924 (X)(X)(X)(X)(X)	884.	904.	952.	1,010.	1,054.	1,126.	1,165.	
		30"	R3R1AF24930 (X)(X)(X)(X)(X)	954.	974.	1,022.	1,082.	1,125.	1,196.	1,234.	
		36"	R3R1AF24936 (X)(X)(X)(X)(X)	1,012.	1,031.	1,080.	1,140.	1,181.	1,253.	1,292.	
		42"	R3R1AF24942 (X)(X)(X)(X)(X)	1,141.	1,159.	1,207.	1,264.	1,308.	1,380.	1,419.	
		48"	R3R1AF24948 (X)(X)(X)(X)(X)	1,203.	1,223.	1,270.	1,330.	1,371.	1,444.	1,483.	
	64"	18"	R3R1AF26418 (X)(X)(X)(X)(X)	951.	977.	1,042.	1,119.	1,178.	1,271.	1,324.	
		24"	R3R1AF26424 (X)(X)(X)(X)(X)	1,014.	1,041.	1,103.	1,181.	1,240.	1,334.	1,386.	
		30"	R3R1AF26430 (X)(X)(X)(X)(X)	1,090.	1,115.	1,180.	1,258.	1,312.	1,410.	1,462.	
		36"	R3R1AF26436 (X)(X)(X)(X)(X)	1,159.	1,183.	1,248.	1,325.	1,382.	1,481.	1,531.	
		42"	R3R1AF26442 (X)(X)(X)(X)(X)	1,320.	1,345.	1,409.	1,485.	1,544.	1,640.	1,693.	
		48"	R3R1AF26448 (X)(X)(X)(X)(X)	1,384.	1,410.	1,475.	1,551.	1,610.	1,706.	1,759.	

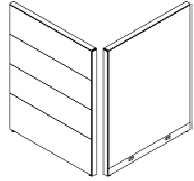


both sides 64x48 shown, 49" h with three tiles; 34" h with two tiles; 42" h 3 tiles/ top tile 7" h

Order Code	Specification Information	Application Notes
Example: R3R1AF23418EAA4K613W359-V316N	To order please specify pattern number including:	Monolithic side with base raceway only. Tiled side inserts extended to the floor. Be sure to specify power rails for panels with one sided base raceways.
R3 AutoStrada w/generation 3 frame	1. Height	
R1 Base raceway monolithic side only	2. Width	
A Tiled one side, Monolithic other	3. Extruded Aluminum Top Trim <i>E - default</i>	Tiled side includes panel reveals between V2 inserts. Aluminum vertical hookstrip cover ordered separately.
F Fabric, monolithic side	4. Finish, Aluminum trim (top trim and tile dividers/reveals) <i>Anodized aluminum or painted finish options listed on page 9 excluding silver.</i>	Black PVC hookstrip reveals should be ordered for monolithic side from Reff price list.
2 V2 Natural, tiled side	5. Base raceway height <i>4 = 4" h, default</i>	Panels are not for use with medians, storage medians or bridges.
34 34" high	6. Knock-out option <i>K = with knock-outs</i> <i>N = no knock-outs</i>	
18 18" wide	7. Base raceway finish <i>painted or plated finish options only</i>	
E Extruded Aluminum top trim	8. Fabric selection	
AA Top Trim anodized aluminum finish	9. Finish, V2 Natural	
4 4" high base raceway	10. Milled for ported components <i>M = milled for (\$14 list upcharge applicable)</i> <i>N = not milled for</i>	Panels on this page will accept standard Reff System stacking window modules.
K Knock-outs in base raceway		
613 Finish, base raceway		
W359- Finish, fabric		
V316 Finish, Maple		
N Not milled for ported components	See page 7 for finish options applicable.	

Tiled/Monolithic - mono side only with base raceway
Tiled one side - V3 Exotic/Monolithic - fabric

description	h	w	pattern no.	Grade						
				10	15	20	30	35	40	45
Tiled V3 exotic one side, fabric monolithic other side (tiled side without base raceway)	34"	18"	R3R1AF33418 () () () () () ()	\$893.	\$909.	\$951.	\$1,003.	\$1,041.	\$1,102.	\$1,134.
		24"	R3R1AF33424 () () () () () ()	954.	971.	1,015.	1,065.	1,102.	1,165.	1,198.
		30"	R3R1AF33430 () () () () () ()	1,020.	1,035.	1,079.	1,130.	1,167.	1,229.	1,263.
		36"	R3R1AF33436 () () () () () ()	1,082.	1,098.	1,141.	1,188.	1,226.	1,291.	1,324.
		42"	R3R1AF33442 () () () () () ()	1,242.	1,259.	1,299.	1,349.	1,388.	1,449.	1,484.
	48"	R3R1AF33448 () () () () () ()	1,285.	1,303.	1,345.	1,394.	1,431.	1,495.	1,528.	
	42"	18"	R3R1AF34218 () () () () () ()	1,015.	1,035.	1,077.	1,130.	1,165.	1,223.	1,261.
		24"	R3R1AF34224 () () () () () ()	1,087.	1,108.	1,149.	1,202.	1,236.	1,295.	1,332.
		30"	R3R1AF34230 () () () () () ()	1,166.	1,187.	1,227.	1,280.	1,315.	1,373.	1,411.
		36"	R3R1AF34236 () () () () () ()	1,243.	1,264.	1,304.	1,358.	1,393.	1,450.	1,487.
42"		R3R1AF34242 () () () () () ()	1,394.	1,414.	1,454.	1,508.	1,543.	1,601.	1,637.	
48"	R3R1AF34248 () () () () () ()	1,467.	1,487.	1,529.	1,581.	1,616.	1,675.	1,711.		
49"	18"	R3R1AF34918 () () () () () ()	1,105.	1,131.	1,194.	1,268.	1,325.	1,419.	1,469.	
	24"	R3R1AF34924 () () () () () ()	1,179.	1,203.	1,267.	1,342.	1,399.	1,492.	1,543.	
	30"	R3R1AF34930 () () () () () ()	1,270.	1,296.	1,359.	1,432.	1,489.	1,583.	1,634.	
	36"	R3R1AF34936 () () () () () ()	1,345.	1,368.	1,431.	1,506.	1,563.	1,657.	1,707.	
	42"	R3R1AF34942 () () () () () ()	1,509.	1,534.	1,597.	1,670.	1,727.	1,822.	1,873.	
48"	R3R1AF34948 () () () () () ()	1,594.	1,618.	1,679.	1,757.	1,812.	1,903.	1,955.		
64"	18"	R3R1AF36418 () () () () () ()	1,273.	1,307.	1,392.	1,490.	1,565.	1,693.	1,759.	
	24"	R3R1AF36424 () () () () () ()	1,357.	1,388.	1,473.	1,573.	1,647.	1,774.	1,840.	
	30"	R3R1AF36430 () () () () () ()	1,454.	1,486.	1,569.	1,670.	1,746.	1,873.	1,939.	
	36"	R3R1AF36436 () () () () () ()	1,544.	1,577.	1,661.	1,761.	1,835.	1,960.	2,028.	
	42"	R3R1AF36442 () () () () () ()	1,752.	1,785.	1,870.	1,970.	2,045.	2,169.	2,238.	
48"	R3R1AF36448 () () () () () ()	1,839.	1,873.	1,955.	2,054.	2,130.	2,255.	2,322.		



both sides 64x48 shown, 49" h with three tiles; 34" h with two tiles; 42" h 3 tiles/ top tile 7" h

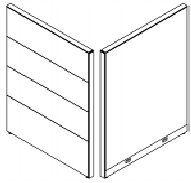
Panels

Order Code	Specification Information	Application Notes
Example: R3R1AF33418EAA4K 613W359-V515N	To order please specify pattern number including:	Monolithic side with base raceway only. Tiled side inserts extended to the floor. Be sure to specify power rails for panels with one sided base raceways.
R3	AutoStrada w/generation 3 frame	
R1	Base raceway monolithic side only	
A	Tiled one side, Monolithic other	Tiled side includes panel reveals between V3 inserts. Aluminum vertical hookstrip cover ordered separately.
F	Fabric, monolithic side	
3	V3 Exotic, tiled side	Panels are not for use with medians, storage medians or bridges.
34	34" high	
18	18" wide	
E	Extruded Aluminum top trim	Black PVC hookstrip reveals should be ordered for monolithic side from Reff price list.
AA	Top Trim anodized aluminum finish	Panels on this page will accept standard Reff System stacking window modules.
4	4" high base raceway	
K	Knock-outs in base raceway	
613	Finish, base raceway	
W359-	Finish, fabric	
V515	Finish, Quartered Clear Figured Sycamore	
N	Not milled for ported components	

See page 7 for finish options applicable.

Tiled/Monolithic - mono side only with base raceway
Tiled one side - Laminate / Laminate
 34" and 42"h

description	h	w	pattern no.	L
Tiled/Monolithic - tiled side no raceway	42"	18"	R3R1ALL4218 () () () () () ()	\$605.
Laminate outside/Laminate inside		20"	R3R1ALL4220 () () () () () ()	605.
		24"	R3R1ALL4224 () () () () () ()	659.
		30"	R3R1ALL4230 () () () () () ()	738.
		36"	R3R1ALL4236 () () () () () ()	797.
		42"	R3R1ALL4242 () () () () () ()	877.
		48"	R3R1ALL4248 () () () () () ()	982.
		60"	R3R1ALL4260 () () () () () ()	1,061.
		66"	R3R1ALL4266 () () () () () ()	1,092.
		72"	R3R1ALL4272 () () () () () ()	1,125.
	34"	18"	R3R1ALL3418 () () () () () ()	572.
		18"	R3R1ALL3420 () () () () () ()	572.
		24"	R3R1ALL3424 () () () () () ()	623.
		30"	R3R1ALL3430 () () () () () ()	698.
		36"	R3R1ALL3436 () () () () () ()	754.
		42"	R3R1ALL3442 () () () () () ()	776.
		48"	R3R1ALL3448 () () () () () ()	814.

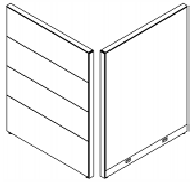


both sides 64x48 shown, 49"h with three tiles; 34"h with two tiles; 42"h 3 tiles/ top tile 7"h

Order Code	Specification Information	Application Notes
Example: R3R1ALL4218EAA4K 613W359-118N	To order please specify pattern number including:	Laminate finish insert extended to the floor. Be sure to specify power rails for panels with one sided base raceways.
R3 AutoStrada w/generation 3 frame	1. Height	
R1 Base raceway monolithic side only	2. Width	Aluminum vertical hookstrip cover ordered separately.
A Monolithic	3. Extruded Aluminum Top Trim <i>E - default</i>	Panels are not for use with medians, storage medians or bridges.
L Laminate, interior side	4. Finish, Aluminum top trim <i>Anodized aluminum or painted finish options listed on page 9 excluding silver.</i>	Black PVC hookstrip reveals should be ordered for fabric side from Reff price list.
L Laminate, exterior side	5. Base raceway height <i>4 = 4"h, default</i>	Panels on this page will accept standard Reff System stacking window modules.
42 42" high	6. Knock-out option <i>K = with knock-outs</i> <i>N = no knock-outs</i>	Product on this page will accept wood grain laminate where laminate is currently an option. Panel product is subject to 10% on the base panel price. Refer to panel product upcharge table.
18 18" wide	7. Base raceway finish <i>painted or plated finish options only</i>	
E Extruded Aluminum top trim	8. Finish, Laminate	
AA Top Trim anodized aluminum finish	9. Finish, Laminate	
4 4" high base raceway	10. Milled for ported components <i>M = milled for (\$14 list upcharge applicable)</i> <i>N = not milled for</i>	
K Knock-outs in base raceway		
613 Finish, base raceway	See page 7 for finish options applicable.	
118 Finish, Bright White		
118 Finish, Bright White		
N Not milled for ported components		

Tiled/Monolithic - mono side only with base raceway
 Tiled one side - Laminate / Laminate
 49" and 64"h

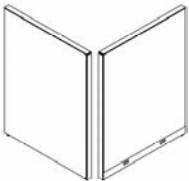
description	h	w	pattern no.	L	
Tiled/Monolithic - tiled side no raceway Laminate outside/Laminate inside	49"	18"	R3R1ALL4918 () () () () () ()	\$718.	
		20"	R3R1ALL4920 () () () () () ()	718.	
		24"	R3R1ALL4924 () () () () () ()	783.	
		30"	R3R1ALL4930 () () () () () ()	876.	
		36"	R3R1ALL4936 () () () () () ()	947.	
		42"	R3R1ALL4942 () () () () () ()	1,041.	
		48"	R3R1ALL4948 () () () () () ()	1,166.	
		60"	R3R1ALL4960 () () () () () ()	1,259.	
		66"	R3R1ALL4966 () () () () () ()	1,297.	
		72"	R3R1ALL4972 () () () () () ()	1,336.	
		64"	18"	R3R1ALL6418 () () () () () ()	799.
			20"	R3R1ALL6420 () () () () () ()	799.
			24"	R3R1ALL6424 () () () () () ()	871.
			30"	R3R1ALL6430 () () () () () ()	976.
36"	R3R1ALL6436 () () () () () ()		1,054.		
42"	R3R1ALL6442 () () () () () ()		1,159.		
48"	R3R1ALL6448 () () () () () ()		1,298.		
60"	R3R1ALL6460 () () () () () ()		1,402.		
66"	R3R1ALL6466 () () () () () ()		1,444.		
72"	R3R1ALL6472 () () () () () ()		1,488.		



both sides 64x48 shown, 49"h with three tiles; 34"h with two tiles; 42"h 3 tiles/ top tile 7"h

Order Code	Specification Information	Application Notes
Example: R3R1ALL4218EAA4K 613W359-118N	To order please specify pattern number including:	Laminate finish insert extended to the floor. Be sure to specify power rails for panels with one sided base raceways.
R3 AutoStrada w/generation 3 frame	1. Height	
R1 Base raceway monolithic side only	2. Width	
A Monolithic	3. Extruded Aluminum Top Trim <i>E - default</i>	Aluminum vertical hookstrip cover ordered separately.
L Laminate, interior side	4. Finish, Aluminum top trim <i>Anodized aluminum or painted finish options listed on page 9 excluding silver.</i>	Panels are not for use with medians, storage medians or bridges.
L Laminate, exterior side	5. Base raceway height <i>4 = 4"h, default</i>	Black PVC hookstrip reveals should be ordered for fabric side from Reff price list.
42 42" high	6. Knock-out option <i>K = with knock-outs N = no knock-outs</i>	Panels on this page will accept standard Reff System stacking window modules.
18 18" wide	7. Base raceway finish <i>painted or plated finish options only</i>	
E Extruded Aluminum top trim	8. Finish, Laminate	
AA Top Trim anodized aluminum finish	9. Finish, Laminate	
4 4" high base raceway	10. Milled for ported components <i>M = milled for (\$14 list upcharge applicable) N = not milled for</i>	Product on this page will accept wood grain laminate where laminate is currently an option. Panel product is subject to 10% on the base panel price. Refer to panel product upcharge table.
K Knock-outs in base raceway		
613 Finish, base raceway		
118 Finish, Bright White		
118 Finish, Bright White		
N Not milled for ported components	See page 7 for finish options applicable.	

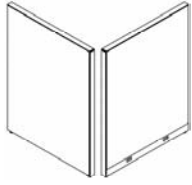
Mono/Mono - exterior hard side no raceway
Laminate outside / Fabric inside

description	h	w	pattern no.	Grade						
				10	15	20	30	35	40	45
Monolithic laminate exterior no raceway, interior fabric with raceway  <i>both sides 49x48 shown</i>	42"	18"	R3R1PFL4218 () () () () () () ()	\$452.	\$462.	\$482.	\$522.	\$553.	\$590.	\$615.
		24"	R3R1PFL4224 () () () () () () ()	459.	468.	488.	528.	559.	596.	621.
		30"	R3R1PFL4230 () () () () () () ()	550.	558.	580.	620.	652.	688.	715.
		36"	R3R1PFL4236 () () () () () () ()	596.	604.	624.	665.	698.	734.	759.
		42"	R3R1PFL4242 () () () () () () ()	669.	678.	698.	740.	772.	809.	834.
		48"	R3R1PFL4248 () () () () () () ()	728.	736.	757.	799.	831.	868.	895.
	49"	18"	R3R1PFL4918 () () () () () () ()	500.	515.	537.	588.	620.	663.	692.
		24"	R3R1PFL4924 () () () () () () ()	548.	561.	585.	634.	669.	712.	740.
		30"	R3R1PFL4930 () () () () () () ()	620.	634.	657.	708.	741.	786.	814.
		36"	R3R1PFL4936 () () () () () () ()	670.	684.	707.	757.	792.	835.	863.
42"	42"	R3R1PFL4942 () () () () () () ()	739.	752.	776.	872.	861.	905.	934.	
	48"	R3R1PFL4948 () () () () () () ()	832.	845.	870.	922.	955.	1,001.	1,029.	

Order Code	Specification Information	Application Notes
Example: R3R1PFL4218EAA4K 613W359-118N	<i>To order please specify pattern number including:</i>	Interior fabric side with base raceway, exterior monolithic laminate finish insert extended to the floor. Be sure to specify power rails for panels with one sided base raceways.
R3 AutoStrada w/generation 3 frame	1. Height	Aluminum vertical hookstrip cover ordered separately.
R1 Base raceway monolithic side only	2. Width	
P Monolithic	3. Extruded Aluminum Top Trim <i>E - default</i>	Panels are not for use with medians, storage medians or bridges.
F Fabric, interior side	4. Finish, Aluminum top trim <i>Anodized aluminum or painted finish options listed on page 9 excluding silver.</i>	
L Laminate, exterior side	5. Base raceway height <i>4 = 4" h, default</i>	Black PVC hookstrip reveals should be ordered for fabric side from Reff price list.
42 42" high	6. Knock-out option <i>K = with knock-outs</i> <i>N = no knock-outs</i>	
18 18" wide	7. Base raceway finish <i>painted or plated finish options only</i>	Panels on this page will accept standard Reff System stacking window modules.
E Extruded Aluminum top trim	8. Fabric selection	
AA Top Trim anodized aluminum finish	9. Finish, Laminate	Product on this page will accept wood grain laminate where laminate is currently an option. Panel product is subject to 10% on the base panel price. Refer to panel product upcharge table.
4 4" high base raceway	10. Milled for ported components <i>M = milled for (\$14 list upcharge applicable)</i> <i>N = not milled for</i>	
K Knock-outs in base raceway	See page 7 for finish options applicable.	
613 Finish, base raceway		
W359- Finish, fabric		
118 Finish, Bright White		
N Not milled for ported components		

Mono/Mono - exterior hard side no raceway
V1 Techwood outside / Fabric inside

description	h	w	pattern no.	Grade						
				10	15	20	30	35	40	45
Monolithic V1 techwood exterior no raceway, interior fabric with raceway	42"	18"	R3R1PF14218 () () () () () () ()	\$532.	\$543.	\$566.	\$612.	\$650.	\$691.	\$720.
		24"	R3R1PF14224 () () () () () () ()	537.	548.	571.	618.	655.	696.	726.
	49"	30"	R3R1PF14230 () () () () () () ()	648.	658.	682.	729.	766.	808.	836.
		36"	R3R1PF14236 () () () () () () ()	700.	711.	735.	782.	819.	862.	892.
		42"	R3R1PF14242 () () () () () () ()	788.	798.	824.	870.	908.	950.	980.
		48"	R3R1PF14248 () () () () () () ()	858.	867.	892.	939.	978.	1,019.	1,051.
		18"	R3R1PF14918 () () () () () () ()	590.	605.	632.	689.	728.	777.	810.
		24"	R3R1PF14924 () () () () () () ()	646.	661.	687.	745.	784.	833.	867.
	30"	R3R1PF14930 () () () () () () ()	735.	750.	777.	835.	875.	925.	958.	
	36"	R3R1PF14936 () () () () () () ()	787.	803.	830.	888.	928.	977.	1,011.	
42"	R3R1PF14942 () () () () () () ()	871.	887.	915.	973.	1,013.	1,063.	1,096.		
48"	R3R1PF14948 () () () () () () ()	980.	996.	1,024.	1,083.	1,122.	1,173.	1,207.		

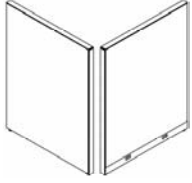


both sides 49x48 shown

Order Code	Specification Information	Application Notes
Example: R3R1PF14218EAA4K 613W359-Y319N	To order please specify pattern number including:	Interior fabric side with base raceway, exterior monolithic V1 insert extended to the floor. Be sure to specify power rails for panels with one sided base raceways.
R3 AutoStrada w/generation 3 frame	1. Height	
R1 Base raceway monolithic side only	2. Width	
P Monolithic, both sides	3. Extruded Aluminum Top Trim <i>E - default</i>	Aluminum vertical hookstrip cover ordered separately.
F Fabric, inside	4. Finish, Aluminum top trim <i>Anodized aluminum or painted finish options listed on page 9 excluding silver.</i>	Panels are not for use with medians, storage medians or bridges.
1 V1 Techwood, outside	5. Base raceway height <i>4 = 4"h, default</i>	Black PVC hookstrip reveals should be ordered for fabric side from Reff price list.
42 42" high	6. Knock-out option <i>K = with knock-outs</i> <i>N = no knock-outs</i>	Panels on this page will accept standard Reff System stacking window modules.
18 18" wide	7. Base raceway finish <i>painted or plated finish options only</i>	
E Extruded Aluminum top trim	8. Fabric selection	
AA Top Trim anodized aluminum finish	9. Finish, V1 Techwood	
4 4" high base raceway	10. Milled for ported components <i>M = milled for (\$14 list upcharge applicable)</i> <i>N = not milled for</i>	
K Knock-outs in base raceway		
613 Finish, base raceway		
W359- Finish, fabric		
Y319 Finish, Cherry		
N Not milled for ported components	See page 7 for finish options applicable.	

Mono/Mono - exterior hard side no raceway
V2 Natural veneer outside / Fabric inside

description	h	w	pattern no.	Grade						
				10	15	20	30	35	40	45
Monolithic V2 natural veneer exterior no raceway, interior fabric with raceway	42"	18"	R3R1PF24218 () () () () () ()	\$542.	\$552.	\$577.	\$621.	\$660.	\$700.	\$730.
		24"	R3R1PF24224 () () () () () ()	549.	560.	584.	630.	667.	708.	737.
	30"	R3R1PF24230 () () () () () ()	661.	670.	695.	742.	780.	820.	851.	
	36"	R3R1PF24236 () () () () () ()	714.	725.	749.	796.	833.	875.	904.	
	42"	R3R1PF24242 () () () () () ()	804.	814.	838.	886.	925.	965.	996.	
	48"	R3R1PF24248 () () () () () ()	876.	886.	911.	959.	997.	1,038.	1,069.	
	49"	18"	R3R1PF24918 () () () () () ()	601.	616.	644.	700.	739.	788.	821.
		24"	R3R1PF24924 () () () () () ()	658.	672.	699.	758.	797.	845.	879.
		30"	R3R1PF24930 () () () () () ()	746.	762.	789.	847.	886.	935.	968.
		36"	R3R1PF24936 () () () () () ()	803.	818.	845.	903.	943.	993.	1,027.
42"		R3R1PF24942 () () () () () ()	888.	903.	932.	991.	1,029.	1,079.	1,113.	
48"		R3R1PF24948 () () () () () ()	1,002.	1,017.	1,045.	1,103.	1,144.	1,195.	1,228.	

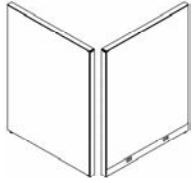


both sides 49x48 shown

Order Code	Specification Information	Application Notes
Example: R3R1PF24218EAA4K 613W359-V316N	To order please specify pattern number including:	Interior fabric side with base raceway, exterior monolithic V2 finish insert extended to the floor. Be sure to specify power rails for panels with one sided base raceways.
R3	AutoStrada w/generation 3 frame	
R1	Base raceway monolithic side only	
P	Monolithic	Aluminum vertical hookstrip cover ordered separately.
F	Fabric, monolithic interior	
2	V2 Natural, monolithic exterior	Panels are not for use with medians, storage medians or bridges.
42	42" high	
18	18" wide	Black PVC hookstrip reveals should be ordered for fabric side from Reff price list.
E	Extruded Aluminum top trim	Panels on this page will accept standard Reff System stacking window modules.
AA	Top Trim anodized aluminum finish	
4	4" high base raceway	
K	Knock-outs in base raceway	
613	Finish, base raceway	
W359-	Finish, fabric	
V316	Finish, Maple	
N	Not milled for ported components	

Mono/Mono - exterior hard side no raceway V3 Exotic veneer outside / Fabric inside

description	h	w	pattern no.	Grade							
				10	15	20	30	35	40	45	
Monolithic V3 exotic veneer exterior no raceway, interior fabric with raceway	42"	18"	R3R1PF34218 () () () () () () ()	\$731.	\$742.	\$765.	\$812.	\$850.	\$889.	\$920.	
		24"	R3R1PF34224 () () () () () () ()	743.	752.	777.	822.	861.	901.	931.	
		30"	R3R1PF34230 () () () () () () ()	894.	904.	929.	975.	1,013.	1,054.	1,084.	
		36"	R3R1PF34236 () () () () () () ()	967.	978.	1,003.	1,050.	1,087.	1,129.	1,159.	
		42"	R3R1PF34242 () () () () () () ()	1,093.	1,102.	1,128.	1,175.	1,213.	1,254.	1,284.	
		48"	R3R1PF34248 () () () () () () ()	1,193.	1,203.	1,228.	1,275.	1,313.	1,354.	1,385.	
		49"	18"	R3R1PF34918 () () () () () () ()	811.	826.	853.	910.	949.	999.	1,032.
			24"	R3R1PF34924 () () () () () () ()	888.	904.	931.	989.	1,028.	1,078.	1,111.
			30"	R3R1PF34930 () () () () () () ()	1,011.	1,027.	1,054.	1,112.	1,151.	1,201.	1,234.
			36"	R3R1PF34936 () () () () () () ()	1,090.	1,104.	1,132.	1,191.	1,230.	1,280.	1,313.
		42"	R3R1PF34942 () () () () () () ()	1,208.	1,223.	1,250.	1,309.	1,349.	1,399.	1,432.	
		48"	R3R1PF34948 () () () () () () ()	1,362.	1,378.	1,407.	1,465.	1,504.	1,554.	1,589.	

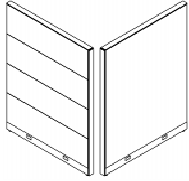


both sides 49x48 shown

Order Code	Specification Information	Application Notes
Example: R3R1PF34218EAA4K 613W359-V515N	<i>To order please specify pattern number including:</i>	Interior fabric side with base raceway, exterior monolithic V3 finish insert extended to the floor. Be sure to specify power rails for panels with one sided base raceways.
R3 AutoStrada w/generation 3 frame	1. Height	
R1 Base raceway monolithic side only	2. Width	
P Monolithic	3. Extruded Aluminum Top Trim <i>E - default</i>	Aluminum vertical hookstrip cover ordered separately.
F Fabric, interior side	4. Finish, Aluminum top trim <i>Anodized aluminum or painted finish options listed on page 9 excluding silver.</i>	
3 V3 Exotic, exterior side	5. Base raceway height <i>4 = 4" h, default</i>	Panels are not for use with medians, storage medians or bridges.
42 42" high	6. Knock-out option <i>K = with knock-outs</i> <i>N = no knock-outs</i>	Black PVC hookstrip reveals should be ordered for fabric side from Reff price list.
18 18" wide	7. Base raceway finish <i>painted or plated finish options only</i>	Panels on this page will accept standard Reff System stacking window modules.
E Extruded Aluminum top trim	8. Fabric selection	
AA Top Trim anodized aluminum finish	9. Finish, V3 Exotic	
4 4" high base raceway	10. Milled for ported components <i>M = milled for (\$14 list upcharge applicable)</i> <i>N = not milled for</i>	
K Knock-outs in base raceway		
613 Finish, base raceway		
W359- Finish, fabric		
V515 Finish, Quartered Clear Figured Sycamore	See page 7 for finish options applicable.	
N Not milled for ported components		

Tiled/Monolithic - both sides with base raceway
 Tiled one side - Laminate/Monolithic side - fabric

description	h	w	pattern no.	Grade							
				10	15	20	30	35	40	45	
Tiled laminate one side, fabric monolithic other side (both sides w/ base raceway)	34"	18"	R3R2AFL3418 () () () () () () ()	\$646.	\$658.	\$689.	\$729.	\$757.	\$806.	\$830.	
		24"	R3R2AFL3424 () () () () () () ()	689.	701.	734.	772.	802.	851.	877.	
		30"	R3R2AFL3430 () () () () () () ()	739.	752.	785.	822.	852.	900.	927.	
		36"	R3R2AFL3436 () () () () () () ()	787.	798.	830.	869.	897.	947.	971.	
		42"	R3R2AFL3442 () () () () () () ()	903.	917.	948.	987.	1,016.	1,064.	1,090.	
		48"	R3R2AFL3448 () () () () () () ()	935.	948.	980.	1,019.	1,047.	1,096.	1,121.	
		49"	18"	R3R2AFL4918 () () () () () () ()	797.	816.	865.	922.	965.	1,038.	1,075.
			24"	R3R2AFL4924 () () () () () () ()	852.	870.	919.	977.	1,020.	1,092.	1,131.
			30"	R3R2AFL4930 () () () () () () ()	918.	936.	985.	1,043.	1,085.	1,159.	1,196.
			36"	R3R2AFL4936 () () () () () () ()	971.	992.	1,041.	1,098.	1,142.	1,212.	1,250.
			42"	R3R2AFL4942 () () () () () () ()	1,095.	1,114.	1,163.	1,221.	1,264.	1,336.	1,375.
			48"	R3R2AFL4948 () () () () () () ()	1,155.	1,174.	1,224.	1,282.	1,325.	1,398.	1,435.
	64"	18"	R3R2AFL6418 () () () () () () ()	911.	938.	1,003.	1,080.	1,140.	1,233.	1,284.	
		24"	R3R2AFL6424 () () () () () () ()	973.	1,001.	1,064.	1,142.	1,199.	1,294.	1,347.	
		30"	R3R2AFL6430 () () () () () () ()	1,048.	1,075.	1,141.	1,217.	1,273.	1,370.	1,421.	
		36"	R3R2AFL6436 () () () () () () ()	1,112.	1,141.	1,203.	1,281.	1,338.	1,434.	1,485.	
		42"	R3R2AFL6442 () () () () () () ()	1,268.	1,293.	1,359.	1,434.	1,492.	1,587.	1,640.	
		48"	R3R2AFL6448 () () () () () () ()	1,332.	1,359.	1,421.	1,499.	1,558.	1,652.	1,703.	

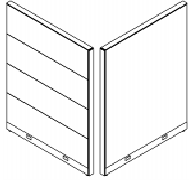


both sides 64x48 shown, 49" h with three tiles; 34" h with two tiles

Order Code	Specification Information	Application Notes
Example: R3R2AFL3418EAA4K 613W359-118N	To order please specify pattern number including:	Tiled side includes aluminum panel reveals between laminate inserts. Aluminum vertical hookstrip cover ordered separately.
R3 AutoStrada w/generation 3 frame	1. Height	
R2 Base raceway both sides	2. Width	
A Tiled one side, Monolithic other	3. Extruded Aluminum Top Trim <i>E - default</i>	Panels are not for use with medians, storage medians or bridges.
F Fabric, monolithic side	4. Finish, Aluminum trim (top trim and tile dividers/reveals) <i>Anodized aluminum or painted finish options listed on page 9 excluding silver.</i>	Black PVC hookstrip reveals should be ordered for monolithic side from Reff price list.
L Laminate, tiled side	5. Base raceway height <i>4 = 4" h, default</i>	Panels on this page will accept standard Reff System stacking window modules.
34 34" high	6. Knock-out option <i>K = with knock-outs</i> <i>N = no knock-outs</i>	Product on this page will accept wood grain laminate where laminate is currently an option. Panel product is subject to 10% on the base panel price. Refer to panel product upcharge table.
18 18" wide	7. Base raceway finish <i>painted or plated finish options only</i>	
E Extruded Aluminum top trim	8. Fabric selection	
AA Top Trim anodized aluminum finish	9. Finish, Laminate	
4 4" high base raceway	10. Milled for ported components <i>M = milled for (\$14 list upcharge applicable)</i> <i>N = not milled for</i>	
K Knock-outs in base raceway		
613 Finish, base raceway		
W359- Finish, fabric		
118 Finish, laminate tile side		
N Not milled for ported components	See page 7 for finish options applicable.	

Tiled/Monolithic - both sides with base raceway
 Tiled one side - V1 Techwood/Monolithic - fabric

description	h	w	pattern no.	Grade						
				10	15	20	30	35	40	45
Tiled V1 techwood one side, fabric monolithic other side (both sides w/ base raceway)	34"	18"	R3R2AF13418 () () () () () () ()	\$658.	\$670.	\$701.	\$741.	\$769.	\$817.	\$844.
		24"	R3R2AF13424 () () () () () () ()	705.	718.	751.	789.	817.	867.	892.
		30"	R3R2AF13430 () () () () () () ()	755.	768.	800.	838.	868.	917.	942.
		36"	R3R2AF13436 () () () () () () ()	800.	814.	845.	884.	911.	961.	987.
		42"	R3R2AF13442 () () () () () () ()	926.	936.	968.	1,008.	1,035.	1,085.	1,110.
		48"	R3R2AF13448 () () () () () () ()	954.	967.	1,001.	1,038.	1,068.	1,115.	1,142.
	49"	18"	R3R2AF14918 () () () () () () ()	811.	830.	879.	936.	980.	1,052.	1,091.
		24"	R3R2AF14924 () () () () () () ()	868.	887.	934.	993.	1,034.	1,109.	1,147.
		30"	R3R2AF14930 () () () () () () ()	933.	952.	1,002.	1,060.	1,102.	1,173.	1,212.
		36"	R3R2AF14936 () () () () () () ()	992.	1,010.	1,060.	1,115.	1,160.	1,231.	1,270.
		42"	R3R2AF14942 () () () () () () ()	1,120.	1,141.	1,187.	1,244.	1,288.	1,361.	1,400.
		48"	R3R2AF14948 () () () () () () ()	1,181.	1,200.	1,248.	1,306.	1,349.	1,421.	1,461.
	64"	18"	R3R2AF16418 () () () () () () ()	932.	958.	1,021.	1,099.	1,158.	1,253.	1,304.
24"		R3R2AF16424 () () () () () () ()	995.	1,020.	1,084.	1,161.	1,220.	1,317.	1,367.	
30"		R3R2AF16430 () () () () () () ()	1,070.	1,096.	1,160.	1,237.	1,294.	1,392.	1,443.	
36"		R3R2AF16436 () () () () () () ()	1,133.	1,160.	1,224.	1,301.	1,360.	1,457.	1,508.	
42"		R3R2AF16442 () () () () () () ()	1,292.	1,318.	1,381.	1,460.	1,517.	1,613.	1,664.	
48"		R3R2AF16448 () () () () () () ()	1,360.	1,384.	1,448.	1,526.	1,583.	1,681.	1,733.	



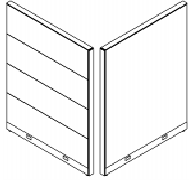
both sides 64x48 shown, 49" h with three tiles; 34" h with two tiles

Panels

Order Code	Specification Information	Application Notes
Example: R3R2AF13418EAA4K 613W359-Y319N	To order please specify pattern number including:	Tiled side includes panel reveals between V1 inserts. Aluminum vertical hookstrip cover ordered separately.
R3 AutoStrada w/generation 3 frame	1. Height	
R2 Base raceway both sides	2. Width	
A Tiled one side, Monolithic other	3. Extruded Aluminum Top Trim <i>E - default</i>	Panels are not for use with medians, storage medians or bridges.
F Fabric, monolithic side	4. Finish, Aluminum trim (top trim and tile dividers/reveals)	Black PVC hookstrip reveals should be ordered for monolithic side from Reff price list.
1 V1 Techwood, tiled side	<i>Anodized aluminum or painted finish options listed on page 9 excluding silver.</i>	
34 34" high	5. Base raceway height <i>4 = 4" h, default</i>	Panels on this page will accept standard Reff System stacking window modules.
18 18" wide	6. Knock-out option <i>K = with knock-outs</i> <i>N = no knock-outs</i>	
E Extruded Aluminum top trim	7. Base raceway finish <i>painted or plated finish options only</i>	
AA Top Trim anodized aluminum finish	8. Fabric selection	
4 4" high base raceway	9. Finish, V1 Techwood	
K Knock-outs in base raceway	10. Milled for ported componenets <i>M = milled for (\$14 list upcharge applicable)</i> <i>N = not milled for</i>	
613 Finish, base raceway		
W359- Finish, fabric		
Y319 Finish, Cherry		
N Not milled for ported components	See page 7 for finish options applicable.	

Tiled/Monolithic - both sides with base raceway
 Tiled one side - V2 Natural/Monolithic - fabric

description	h	w	pattern no.	Grade							
				10	15	20	30	35	40	45	
Tiled V2 natural one side, fabric monolithic other side (both sides w/ base raceway)	34"	18"	R3R2AF23418 (X)(X)(X)(X)(X)	\$671.	\$686.	\$717.	\$755.	\$785.	\$831.	\$858.	
		24"	R3R2AF23424 (X)(X)(X)(X)(X)	719.	733.	766.	804.	831.	881.	907.	
		30"	R3R2AF23430 (X)(X)(X)(X)(X)	769.	783.	815.	854.	882.	931.	955.	
		36"	R3R2AF23436 (X)(X)(X)(X)(X)	816.	829.	863.	900.	929.	977.	1,003.	
		42"	R3R2AF23442 (X)(X)(X)(X)(X)	941.	952.	986.	1,022.	1,052.	1,101.	1,128.	
		48"	R3R2AF23448 (X)(X)(X)(X)(X)	974.	987.	1,019.	1,058.	1,086.	1,134.	1,160.	
		49"	18"	R3R2AF24918 (X)(X)(X)(X)(X)	829.	849.	896.	953.	997.	1,070.	1,109.
			24"	R3R2AF24924 (X)(X)(X)(X)(X)	884.	904.	952.	1,010.	1,054.	1,126.	1,165.
			30"	R3R2AF24930 (X)(X)(X)(X)(X)	954.	974.	1,022.	1,082.	1,125.	1,196.	1,234.
			36"	R3R2AF24936 (X)(X)(X)(X)(X)	1,012.	1,031.	1,080.	1,140.	1,181.	1,253.	1,292.
		42"	R3R2AF24942 (X)(X)(X)(X)(X)	1,141.	1,159.	1,207.	1,264.	1,308.	1,380.	1,419.	
		48"	R3R2AF24948 (X)(X)(X)(X)(X)	1,203.	1,223.	1,270.	1,330.	1,371.	1,444.	1,483.	
	64"	18"	R3R2AF26418 (X)(X)(X)(X)(X)	951.	977.	1,042.	1,119.	1,178.	1,271.	1,324.	
		24"	R3R2AF26424 (X)(X)(X)(X)(X)	1,014.	1,041.	1,103.	1,181.	1,240.	1,334.	1,386.	
		30"	R3R2AF26430 (X)(X)(X)(X)(X)	1,090.	1,115.	1,180.	1,258.	1,312.	1,410.	1,462.	
		36"	R3R2AF26436 (X)(X)(X)(X)(X)	1,159.	1,183.	1,248.	1,325.	1,382.	1,481.	1,531.	
		42"	R3R2AF26442 (X)(X)(X)(X)(X)	1,320.	1,345.	1,409.	1,485.	1,544.	1,640.	1,693.	
		48"	R3R2AF26448 (X)(X)(X)(X)(X)	1,384.	1,410.	1,475.	1,551.	1,610.	1,706.	1,759.	

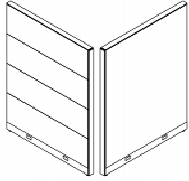


both sides 64x48 shown, 49" h with three tiles; 34" h with two tiles

Order Code	Specification Information	Application Notes
Example: R3R2AF23418EAA4K 613W359-V316N	To order please specify pattern number including:	Tiled side includes panel reveals between V2 inserts. Aluminum vertical hookstrip cover ordered separately.
R3 AutoStrada w/generation 3 frame	1. Height	
R2 Base raceway both sides	2. Width	
A Tiled one side, Monolithic other	3. Extruded Aluminum Top Trim <i>E - default</i>	Panels are not for use with medians, storage medians or bridges.
F Fabric, monolithic side	4. Finish, Aluminum trim (top trim and tile dividers/reveals) <i>Anodized aluminum or painted finish options listed on page 9 excluding silver.</i>	Black PVC hookstrip reveals should be ordered for monolithic side from Reff price list.
2 V2 Natural, tiled side	5. Base raceway height <i>4 = 4" h, default</i>	Panels on this page will accept standard Reff System stacking window modules.
34 34" high	6. Knock-out option <i>K = with knock-outs</i> <i>N = no knock-outs</i>	
18 18" wide	7. Base raceway finish <i>painted or plated finish options only</i>	
E Extruded Aluminum top trim	8. Fabric selection	
AA Top Trim anodized aluminum finish	9. Finish, V2 Natural	
4 4" high base raceway	10. Milled for ported components <i>M = milled for (\$14 list upcharge applicable)</i> <i>N = not milled for</i>	
K Knock-outs in base raceway		
613 Finish, base raceway		
W359- Finish, fabric		
V316 Finish, Maple		
N Not milled for ported components	See page 7 for finish options applicable.	

Tiled/Monolithic - both sides with base raceway
 Tiled one side - V3 Exotic/Monolithic - fabric

description	h	w	pattern no.	Grade							
				10	15	20	30	35	40	45	
Tiled V3 exotic one side, fabric monolithic other side (both sides w/ base raceway)	34"	18"	R3R2AF33418 () () () () () ()	\$893.	\$909.	\$951.	\$1,003.	\$1,041.	\$1,102.	\$1,134.	
		24"	R3R2AF33424 () () () () () ()	954.	971.	1,015.	1,065.	1,102.	1,165.	1,198.	
		30"	R3R2AF33430 () () () () () ()	1,020.	1,035.	1,079.	1,130.	1,167.	1,229.	1,263.	
		36"	R3R2AF33436 () () () () () ()	1,082.	1,098.	1,141.	1,188.	1,226.	1,291.	1,324.	
		42"	R3R2AF33442 () () () () () ()	1,242.	1,259.	1,299.	1,349.	1,388.	1,449.	1,484.	
		48"	R3R2AF33448 () () () () () ()	1,285.	1,303.	1,345.	1,394.	1,431.	1,495.	1,528.	
		49"	18"	R3R2AF34918 () () () () () ()	1,105.	1,131.	1,194.	1,268.	1,325.	1,419.	1,469.
			24"	R3R2AF34924 () () () () () ()	1,179.	1,203.	1,267.	1,342.	1,399.	1,492.	1,543.
			30"	R3R2AF34930 () () () () () ()	1,270.	1,296.	1,359.	1,432.	1,489.	1,583.	1,634.
			36"	R3R2AF34936 () () () () () ()	1,345.	1,368.	1,431.	1,506.	1,563.	1,657.	1,707.
			42"	R3R2AF34942 () () () () () ()	1,509.	1,534.	1,597.	1,670.	1,727.	1,822.	1,873.
			48"	R3R2AF34948 () () () () () ()	1,594.	1,618.	1,679.	1,757.	1,812.	1,903.	1,955.
	64"	18"	R3R2AF36418 () () () () () ()	1,273.	1,307.	1,392.	1,490.	1,565.	1,693.	1,759.	
		24"	R3R2AF36424 () () () () () ()	1,357.	1,388.	1,473.	1,573.	1,647.	1,774.	1,840.	
		30"	R3R2AF36430 () () () () () ()	1,454.	1,486.	1,569.	1,670.	1,746.	1,873.	1,939.	
		36"	R3R2AF36436 () () () () () ()	1,544.	1,577.	1,661.	1,761.	1,835.	1,960.	2,028.	
		42"	R3R2AF36442 () () () () () ()	1,752.	1,785.	1,870.	1,970.	2,045.	2,169.	2,238.	
		48"	R3R2AF36448 () () () () () ()	1,839.	1,873.	1,955.	2,054.	2,130.	2,255.	2,322.	



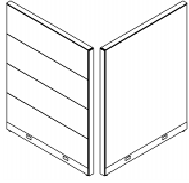
both sides 64x48 shown, 49" h with three tiles; 34" h with two tiles

Panels

Order Code	Specification Information	Application Notes
Example: R3R2AF33418EAA4K 613W359-V515N	To order please specify pattern number including:	Tiled side includes panel reveals between V3 inserts. Aluminum vertical hookstrip cover ordered separately.
R3 AutoStrada w/generation 3 frame	1. Height	
R2 Base raceway both sides	2. Width	
A Tiled one side, Monolithic other	3. Extruded Aluminum Top Trim <i>E - default</i>	Panels are not for use with medians, storage medians or bridges.
F Fabric, monolithic side	4. Finish, Aluminum trim (top trim and tile dividers/reveals) <i>Anodized aluminum or painted finish options listed on page 9 excluding silver.</i>	Black PVC hookstrip reveals should be ordered for monolithic side from Reff price list.
3 V3 Exotic, tiled side	5. Base raceway height <i>4 = 4" h, default</i>	Panels on this page will accept standard Reff System stacking window modules.
34 34" high	6. Knock-out option <i>K = with knock-outs</i>	
18 18" wide	7. Base raceway finish <i>N = no knock-outs</i>	
E Extruded Aluminum top trim	8. Fabric selection	
AA Top Trim anodized aluminum finish	9. Finish, V3 Exotic	
4 4" high base raceway	10. Milled for ported components <i>M = milled for (\$14 list upcharge applicable)</i>	
K Knock-outs in base raceway	<i>N = not milled for</i>	
613 Finish, base raceway		
W359- Finish, fabric		
V515 Finish, Quartered Clear Figured Sycamore		
N Not milled for ported components	See page 7 for finish options applicable.	

Tiled/Monolithic - both sides with base raceway
 Tiled one side - Laminate/Laminate
 34" and 42"h

description	h	w	pattern no.	L
Tiled/Monolithic - both sides with base raceway	34"	18"	R3R2ALL3418 () () () () () ()	\$701.
Laminate outside/Laminate inside		20"	R3R2ALL3420 () () () () () ()	701.
		24"	R3R2ALL3424 () () () () () ()	765.
		30"	R3R2ALL3430 () () () () () ()	856.
		36"	R3R2ALL3436 () () () () () ()	925.
		42"	R3R2ALL3442 () () () () () ()	953.
		48"	R3R2ALL3448 () () () () () ()	981.
	42"	18"	R3R2ALL4218 () () () () () ()	846.
		20"	R3R2ALL4220 () () () () () ()	846.
		24"	R3R2ALL4224 () () () () () ()	922.
		30"	R3R2ALL4230 () () () () () ()	1,032.
		36"	R3R2ALL4236 () () () () () ()	1,115.
		42"	R3R2ALL4242 () () () () () ()	1,148.
		48"	R3R2ALL4248 () () () () () ()	1,183.

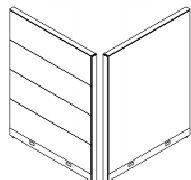


both sides 64x48 shown, 49"h with three tiles; 34"h with two tiles

Order Code	Specification Information	Application Notes
Example: R3R2ALL3418EAA4K 613W359-V515N	To order please specify pattern number including:	Panels are not for use with medians, storage medians or bridges.
R3 AutoStrada w/generation 3 frame	1. Height	Black PVC hookstrip reveals should be ordered for monolithic side from Reff price list.
R2 Base raceway both sides	2. Width	Panels on this page will accept standard Reff System stacking window modules.
A Tiled one side, Monolithic other	3. Extruded Aluminum Top Trim <i>E - default</i>	Product on this page will accept wood grain laminate where laminate is currently an option. Panel product is subject to 10% on the base panel price. Refer to panel product upcharge table.
L Laminate	4. Finish, Aluminum trim (top trim and tile dividers/reveals) <i>Anodized aluminum or painted finish options listed on page 9 excluding silver.</i>	
L Laminate	5. Base raceway height <i>4 = 4"h, default</i>	
34 34" high	6. Knock-out option <i>K = with knock-outs</i> <i>N = no knock-outs</i>	
18 18" wide	7. Base raceway finish <i>painted or plated finish options only</i>	
E Extruded Aluminum top trim	8. Finish, Laminate	
AA Top Trim anodized aluminum finish	9. Finish, Laminate	
4 4" high base raceway	10. Milled for ported components <i>M = milled for (\$14 list upcharge applicable)</i> <i>N = not milled for</i>	
K Knock-outs in base raceway		
613 Finish, base raceway		
118 Finish, Laminate		
118 Finish, Laminate		
N Not milled for ported components	See page 7 for finish options applicable.	

Tiled/Monolithic - both sides with base raceway
 Tiled one side - Laminate/Laminate
 49" and 64"h

description	h	w	pattern no.	L
Tiled/Monolithic - both sides with base raceway	49"	18"	R3R2ALL4918 () () () () () ()	\$884.
Laminate outside/Laminate inside		20"	R3R2ALL4920 () () () () () ()	884.
		24"	R3R2ALL4924 () () () () () ()	963.
		30"	R3R2ALL4930 () () () () () ()	1,079.
		36"	R3R2ALL4936 () () () () () ()	1,165.
		42"	R3R2ALL4942 () () () () () ()	1,200.
		48"	R3R2ALL4948 () () () () () ()	1,236.
	64"	18"	R3R2ALL6418 () () () () () ()	1,099.
		20"	R3R2ALL6420 () () () () () ()	1,099.
		24"	R3R2ALL6424 () () () () () ()	1,198.
		30"	R3R2ALL6430 () () () () () ()	1,342.
		36"	R3R2ALL6436 () () () () () ()	1,449.
		42"	R3R2ALL6442 () () () () () ()	1,492.
		48"	R3R2ALL6448 () () () () () ()	1,553.



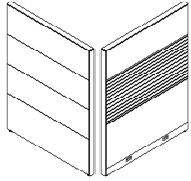
both sides 64x48 shown, 49"h with three tiles; 34"h with two tiles

Panels

Order Code	Specification Information	Application Notes
Example: R3R2ALL3418EAA4K 613W359-V515N	To order please specify pattern number including:	Panels are not for use with medians, storage medians or bridges.
R3 AutoStrada w/generation 3 frame	1. Height	Black PVC hookstrip reveals should be ordered for monolithic side from Reff price list.
R2 Base raceway both sides	2. Width	Panels on this page will accept standard Reff System stacking window modules.
A Tiled one side, Monolithic other	3. Extruded Aluminum Top Trim <i>E - default</i>	Product on this page will accept wood grain laminate where laminate is currently an option. Panel product is subject to 10% on the base panel price. Refer to panel product upcharge table.
L Laminate	4. Finish, Aluminum trim (top trim and tile dividers/reveals) <i>Anodized aluminum or painted finish options listed on page 9 excluding silver.</i>	
L Laminate	5. Base raceway height <i>4 = 4"h, default</i>	
34 34" high	6. Knock-out option <i>K = with knock-outs</i> <i>N = no knock-outs</i>	
18 18" wide	7. Base raceway finish <i>painted or plated finish options only</i>	
E Extruded Aluminum top trim	8. Finish, Laminate	
AA Top Trim anodized aluminum finish	9. Finish, Laminate	
4 4" high base raceway	10. Milled for ported components <i>M = milled for (\$14 list upcharge applicable)</i> <i>N = not milled for</i>	
K Knock-outs in base raceway		
613 Finish, base raceway		
118 Finish, Laminate		
118 Finish, Laminate		
N Not milled for ported components	See page 7 for finish options applicable.	

Tiled one side/Slatwall combo other
Tiled one side - Laminate/Slatwall and Fabric other side

description	h	w	pattern no.	Grade						
				10	15	20	30	35	40	45
Tiled laminate one side, slatwall/fabric other side (tiled side without base raceway)	42"	18"	R3R1CXL4218 () () () () () () ()	\$966.	\$980.	\$1,015.	\$1,064.	\$1,095.	\$1,146.	\$1,174.
		24"	R3R1CXL4224 () () () () () () ()	1,069.	1,083.	1,117.	1,166.	1,198.	1,248.	1,279.
		30"	R3R1CXL4230 () () () () () () ()	1,170.	1,185.	1,220.	1,268.	1,299.	1,350.	1,380.
		36"	R3R1CXL4236 () () () () () () ()	1,273.	1,287.	1,322.	1,370.	1,402.	1,454.	1,483.
		42"	R3R1CXL4242 () () () () () () ()	1,376.	1,390.	1,424.	1,473.	1,504.	1,557.	1,584.
		48"	R3R1CXL4248 () () () () () () ()	1,481.	1,495.	1,528.	1,577.	1,609.	1,661.	1,689.
		49"	18" R3R1CXL4918 () () () () () () ()	1,107.	1,125.	1,166.	1,215.	1,253.	1,316.	1,348.
			24" R3R1CXL4924 () () () () () () ()	1,226.	1,243.	1,284.	1,334.	1,371.	1,434.	1,468.
			30" R3R1CXL4930 () () () () () () ()	1,346.	1,362.	1,404.	1,454.	1,490.	1,554.	1,585.
			36" R3R1CXL4936 () () () () () () ()	1,464.	1,482.	1,524.	1,573.	1,610.	1,674.	1,706.
		42" R3R1CXL4942 () () () () () () ()	1,583.	1,600.	1,641.	1,693.	1,729.	1,791.	1,825.	
		48" R3R1CXL4948 () () () () () () ()	1,703.	1,720.	1,762.	1,813.	1,849.	1,912.	1,945.	
	64"	18" R3R1CXL6418 () () () () () () ()	1,225.	1,247.	1,303.	1,368.	1,419.	1,501.	1,546.	
		24" R3R1CXL6424 () () () () () () ()	1,385.	1,408.	1,463.	1,530.	1,580.	1,663.	1,707.	
		30" R3R1CXL6430 () () () () () () ()	1,546.	1,568.	1,624.	1,690.	1,740.	1,823.	1,867.	
		36" R3R1CXL6436 () () () () () () ()	1,707.	1,729.	1,784.	1,851.	1,900.	1,983.	2,028.	
		42" R3R1CXL6442 () () () () () () ()	1,867.	1,890.	1,945.	2,012.	2,061.	2,144.	2,189.	
		48" R3R1CXL6448 () () () () () () ()	2,028.	2,050.	2,105.	2,173.	2,222.	2,306.	2,350.	

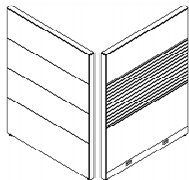


both sides 64x48 shown, 42" & 49" h do not have insert above slatwall section

Order Code	Specification Information	Application Notes
Example: R3R1CXL4218EAA4K 613W359-118AA	<i>To order please specify pattern number including:</i>	Tiled side includes panel reveals between laminate inserts.
R3 AutoStrada w/generation 3 frame	1. Height	Aluminum vertical hookstrip cover ordered separately. Tiled side inserts extend to the floor, there is no base raceway on this panel side. Be sure to specify power rails for panels with one sided base raceways.
R1 Base raceway slatwall combo side only	2. Width	
C Tiled one side, Slatwall combo other	3. Extruded Aluminum Top Trim <i>E - default</i>	
X Fabric/Slatwall combo side	4. Finish, Aluminum trim (top trim and tile dividers/reveals)	Slatwall/fabric side combination: Slatwall above worksurface is nominally 15" h for 42" high panels, and 22 1/2" h for both 49" and 64" high panels. Fabric insert begins at just below worksurface height to the base raceway. (64" high panels also have a fabric insert above the slatwall section).
L Laminate, tiled side	<i>Anodized aluminum or painted finish options listed on page 9 excluding silver.</i>	
42 42" high	5. Base raceway height <i>4 = 4" h, default</i>	
18 18" wide	6. Knock-out option <i>K = with knock-outs N = no knock-outs</i>	
E Extruded Aluminum top trim	7. Base raceway finish <i>painted or plated finish options only</i>	
AA Top Trim anodized aluminum finish	8. Fabric selection	Black PVC hookstrip reveals should be ordered for panel side with slatwall.
4 4" high base raceway	9. Finish, Laminate	
K Knock-outs in base raceway	10. Finish, Slatwall	
613 Finish, base raceway	<i>Anodized aluminum or painted finish options listed on page 9 excluding silver</i>	Panels on this page will accept standard Reff System stacking window modules.
W359- Finish, Fabric (combo side)		
118 Finish, Bright white (tiled side)	See page 7 for finish options applicable.	
AA Finish, Slatwall		

Tiled one side - V1 Techwood/Slatwall and Fabric other side

description	h	w	pattern no.	Grade							
				10	15	20	30	35	40	45	
Tiled V1 techwood one side, slatwall/fabric other side (tiled side without base raceway)	42"	18"	R3R1CX14218 (X)(X)(X)(X)(X)(X)	\$1,362.	\$1,376.	\$1,410.	\$1,460.	\$1,490.	\$1,543.	\$1,570.	
		24"	R3R1CX14224 (X)(X)(X)(X)(X)(X)	1,468.	1,482.	1,516.	1,564.	1,597.	1,647.	1,677.	
		30"	R3R1CX14230 (X)(X)(X)(X)(X)(X)	1,573.	1,585.	1,622.	1,669.	1,701.	1,752.	1,781.	
		36"	R3R1CX14236 (X)(X)(X)(X)(X)(X)	1,678.	1,693.	1,726.	1,775.	1,807.	1,858.	1,886.	
		42"	R3R1CX14242 (X)(X)(X)(X)(X)(X)	1,783.	1,798.	1,832.	1,880.	1,912.	1,963.	1,992.	
		48"	R3R1CX14248 (X)(X)(X)(X)(X)(X)	1,885.	1,899.	1,935.	1,982.	2,014.	2,065.	2,094.	
		49"	18"	R3R1CX14918 (X)(X)(X)(X)(X)(X)	1,504.	1,523.	1,563.	1,613.	1,649.	1,712.	1,746.
			24"	R3R1CX14924 (X)(X)(X)(X)(X)(X)	1,626.	1,643.	1,684.	1,735.	1,773.	1,834.	1,867.
			30"	R3R1CX14930 (X)(X)(X)(X)(X)(X)	1,748.	1,764.	1,807.	1,857.	1,895.	1,956.	1,990.
			36"	R3R1CX14936 (X)(X)(X)(X)(X)(X)	1,872.	1,886.	1,929.	1,978.	2,015.	2,078.	2,111.
		42"	R3R1CX14942 (X)(X)(X)(X)(X)(X)	1,992.	2,010.	2,050.	2,100.	2,138.	2,200.	2,232.	
		48"	R3R1CX14948 (X)(X)(X)(X)(X)(X)	2,115.	2,132.	2,174.	2,223.	2,260.	2,323.	2,356.	
	64"	18"	R3R1CX16418 (X)(X)(X)(X)(X)(X)	1,723.	1,746.	1,801.	1,867.	1,916.	2,000.	2,045.	
		24"	R3R1CX16424 (X)(X)(X)(X)(X)(X)	1,895.	1,915.	1,972.	2,038.	2,089.	2,172.	2,215.	
		30"	R3R1CX16430 (X)(X)(X)(X)(X)(X)	2,063.	2,086.	2,142.	2,208.	2,257.	2,341.	2,385.	
		36"	R3R1CX16436 (X)(X)(X)(X)(X)(X)	2,234.	2,256.	2,312.	2,378.	2,428.	2,511.	2,556.	
		42"	R3R1CX16442 (X)(X)(X)(X)(X)(X)	2,406.	2,427.	2,482.	2,549.	2,598.	2,682.	2,726.	
		48"	R3R1CX16448 (X)(X)(X)(X)(X)(X)	2,575.	2,596.	2,653.	2,717.	2,768.	2,851.	2,895.	

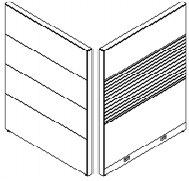


both sides 64x48 shown, 42" & 49" h do not have insert above slatwall section

Panels

Order Code	Specification Information	Application Notes
Example: R3R1CX14218EAA4K 613W359-Y319AA	<i>To order please specify pattern number including:</i>	Tiled side includes panel reveals between V1 inserts. Aluminum vertical hookstrip cover ordered separately. Tiled side inserts extend to the floor, there is no base raceway on this panel side. Be sure to specify power rails for panels with one sided base raceways.
R3 AutoStrada w/generation 3 frame	1. Height	Panels with slatwall one or both sides do not accommodate ported power or data modules
R1 Base raceway slatwall combo side only	2. Width	
C Tiled one side, Slatwall combo other	3. Extruded Aluminum Top Trim	42" and 49" h panels on this page will not accept frameless glass add-ups.
X Fabric/Slatwall combo side	<i>E - default</i>	
1 V1 Techwood, tiled side	4. Finish, Aluminum trim (top trim and tile dividers/reveals)	Slatwall stiffener bracket recommended when installing multiple Wishbone monitor arms. See page 110.
42 42" high	<i>Anodized aluminum or painted finish options listed on page 9 excluding silver.</i>	
18 18" wide	5. Base raceway height	Black PVC hookstrip reveals should be ordered for panel side with slatwall.
E Extruded Aluminum top trim	<i>4 = 4" h, default</i>	
AA Top Trim anodized aluminum finish	6. Knock-out option	Panels on this page will accept standard Reff System stacking window modules.
4 4" high base raceway	<i>K = with knock-outs</i>	
K Knock-outs in base raceway	<i>N = no knock-outs</i>	
613 Finish, base raceway	7. Base raceway finish	
W359- Finish, Fabric (combo side)	<i>Painted or plated finish options only</i>	
Y319 Finish, Cherry (tiled side)	8. Fabric selection	
AA Finish, Slatwall	9. Finish, V1 Techwood	
	10. Finish, Slatwall	
	<i>Anodized aluminum or painted finish options listed on page 9 excluding silver</i>	
	See page 7 for finish options applicable.	

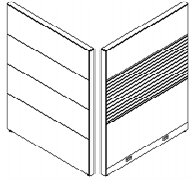
Tiled one side - V2 Natural/Slatwall and Fabric other side

description	h	w	pattern no.	Grade						
				10	15	20	30	35	40	45
Tiled V2 natural one side, slatwall/fabric other side (tiled side without base raceway)  <i>both sides 64x48 shown, 42" & 49" h do not have insert above slatwall section</i>	42"	18"	R3R1CX24218 () () () () () () () ()	\$1,418.	\$1,431.	\$1,467.	\$1,514.	\$1,546.	\$1,598.	\$1,626.
		24"	R3R1CX24224 () () () () () () () ()	1,537.	1,550.	1,584.	1,634.	1,665.	1,716.	1,746.
		30"	R3R1CX24230 () () () () () () () ()	1,656.	1,669.	1,703.	1,752.	1,784.	1,835.	1,864.
		36"	R3R1CX24236 () () () () () () () ()	1,775.	1,788.	1,823.	1,873.	1,902.	1,955.	1,983.
		42"	R3R1CX24242 () () () () () () () ()	1,895.	1,908.	1,942.	1,991.	2,023.	2,075.	2,102.
	48"	R3R1CX24248 () () () () () () () ()	2,013.	2,026.	2,061.	2,110.	2,142.	2,192.	2,222.	
	49"	18"	R3R1CX24918 () () () () () () () ()	1,568.	1,584.	1,626.	1,677.	1,714.	1,776.	1,809.
		24"	R3R1CX24924 () () () () () () () ()	1,707.	1,723.	1,764.	1,815.	1,852.	1,914.	1,947.
		30"	R3R1CX24930 () () () () () () () ()	1,845.	1,862.	1,902.	1,953.	1,991.	2,052.	2,086.
		36"	R3R1CX24936 () () () () () () () ()	1,984.	2,001.	2,042.	2,093.	2,130.	2,192.	2,227.
42"		R3R1CX24942 () () () () () () () ()	2,123.	2,140.	2,180.	2,231.	2,269.	2,330.	2,365.	
48"	R3R1CX24948 () () () () () () () ()	2,262.	2,280.	2,322.	2,371.	2,409.	2,472.	2,505.		
64"	18"	R3R1CX26418 () () () () () () () ()	1,809.	1,832.	1,886.	1,953.	2,003.	2,086.	2,130.	
	24"	R3R1CX26424 () () () () () () () ()	2,001.	2,024.	2,079.	2,147.	2,196.	2,279.	2,323.	
	30"	R3R1CX26430 () () () () () () () ()	2,193.	2,216.	2,273.	2,339.	2,389.	2,472.	2,515.	
	36"	R3R1CX26436 () () () () () () () ()	2,387.	2,409.	2,464.	2,530.	2,579.	2,664.	2,708.	
	42"	R3R1CX26442 () () () () () () () ()	2,578.	2,601.	2,656.	2,723.	2,772.	2,855.	2,901.	
48"	R3R1CX26448 () () () () () () () ()	2,771.	2,793.	2,848.	2,915.	2,965.	3,047.	3,093.		

Order Code	Specification Information	Application Notes
Example: R3R1CX24218EAA4K 613W359-V316AA	<i>To order please specify pattern number including:</i>	Tiled side includes panel reveals between V2 inserts. Aluminum vertical hookstrip cover ordered separately. Tiled side inserts extend to the floor, there is no base raceway on this panel side. Be sure to specify power rails for panels with one sided base raceways.
R3 AutoStrada w/generation 3 frame	1. Height	Panels with slatwall one or both sides do not accommodate ported power or data modules 42" and 49" h panels on this page will not accept frameless glass add-ups. Slatwall stiffener bracket recommended when installing multiple Wishbone monitor arms. See page 110. Slatwall/fabric side combination: Slatwall above worksurface is nominally 15" h for 42" high panels, and 22 1/2" h for both 49" and 64" high panels. Fabric insert begins at just below worksurface height to the base raceway. (64" high panels also have a fabric insert above the slatwall section). Black PVC hookstrip reveals should be ordered for panel side with slatwall. Panels on this page will accept standard Reff System stacking window modules.
R1 Base raceway slatwall combo side only	2. Width	
C Tiled one side, Slatwall combo other	3. Extruded Aluminum Top Trim	
X Fabric/Slatwall combo side	<i>E - default</i>	
2 V2 Natural, tiled side	4. Finish, Aluminum trim (top trim and tile dividers/reveals)	
42 42" high	<i>Anodized aluminum or painted finish options listed on page 9 excluding silver.</i>	
18 18" wide	5. Base raceway height	
E Extruded Aluminum top trim	<i>4 = 4" h, default</i>	
AA Top Trim anodized aluminum finish	6. Knock-out option	
4 4" high base raceway	<i>K = with knock-outs</i>	
K Knock-outs in base raceway	<i>N = no knock-outs</i>	
613 Finish, base raceway	7. Base raceway finish	
W359- Finish, Fabric (combo side)	<i>Painted or plated finish options only</i>	
V316 Finish, Maple (tiled side)	8. Fabric selection	
AA Finish, Slatwall	9. Finish, V2 Natural	
	10. Finish, Slatwall	
	<i>Anodized aluminum or painted finish options listed on page 9 excluding silver</i>	
	See page 7 for finish options applicable.	

Tiled one side/Slatwall combo other
 Tiled one side - V3 Exotic/Slatwall and Fabric other side

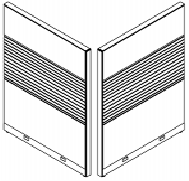
description	h	w	pattern no.	Grade							
				10	15	20	30	35	40	45	
Tiled V3 exotic one side, slatwall/fabric other side (tiled side without base raceway)	42"	18"	R3R1CX34218 () () () () () () () ()	\$1,867.	\$1,885.	\$1,930.	\$1,993.	\$2,035.	\$2,101.	\$2,139.	
		24"	R3R1CX34224 () () () () () () () ()	2,022.	2,039.	2,084.	2,148.	2,189.	2,255.	2,294.	
		30"	R3R1CX34230 () () () () () () () ()	2,176.	2,193.	2,240.	2,301.	2,344.	2,411.	2,449.	
		36"	R3R1CX34236 () () () () () () () ()	2,330.	2,350.	2,394.	2,457.	2,499.	2,565.	2,603.	
		42"	R3R1CX34242 () () () () () () () ()	2,488.	2,505.	2,549.	2,613.	2,654.	2,721.	2,757.	
		48"	R3R1CX34248 () () () () () () () ()	2,642.	2,658.	2,704.	2,767.	2,809.	2,875.	2,913.	
		49"	18"	R3R1CX34918 () () () () () () () ()	2,067.	2,090.	2,143.	2,207.	2,256.	2,338.	2,379.
			24"	R3R1CX34924 () () () () () () () ()	2,247.	2,269.	2,323.	2,387.	2,437.	2,516.	2,559.
			30"	R3R1CX34930 () () () () () () () ()	2,427.	2,449.	2,504.	2,566.	2,616.	2,696.	2,741.
			36"	R3R1CX34936 () () () () () () () ()	2,609.	2,630.	2,684.	2,750.	2,796.	2,879.	2,922.
		42"	R3R1CX34942 () () () () () () () ()	2,789.	2,810.	2,864.	2,929.	2,978.	3,058.	3,103.	
		48"	R3R1CX34948 () () () () () () () ()	2,971.	2,991.	3,045.	3,110.	3,160.	3,241.	3,284.	
	64"	18"	R3R1CX36418 () () () () () () () ()	2,390.	2,418.	2,491.	2,576.	2,642.	2,750.	2,807.	
		24"	R3R1CX36424 () () () () () () () ()	2,640.	2,668.	2,742.	2,827.	2,892.	2,999.	3,057.	
		30"	R3R1CX36430 () () () () () () () ()	2,891.	2,919.	2,990.	3,078.	3,142.	3,249.	3,307.	
		36"	R3R1CX36436 () () () () () () () ()	3,140.	3,169.	3,241.	3,326.	3,392.	3,499.	3,559.	
		42"	R3R1CX36442 () () () () () () () ()	3,389.	3,420.	3,493.	3,577.	3,643.	3,751.	3,809.	
		48"	R3R1CX36448 () () () () () () () ()	3,641.	3,670.	3,740.	3,828.	3,893.	4,001.	4,058.	



both sides 64x48 shown, 42" & 49" h do not have insert above slatwall section

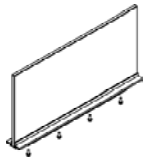
Order Code	Specification Information	Application Notes
Example: R3R1CX34218EAA4K 613W359-V515AA	To order please specify pattern number including:	Tiled side includes panel reveals between V3 inserts.
R3 AutoStrada w/generation 3 frame	1. Height	Aluminum vertical hookstrip cover ordered separately. Tiled side inserts extend to the floor, there is no base raceway on this panel side.
R1 Base raceway slatwall combo side only	2. Width	Be sure to specify power rails for panels with one sided base raceways.
C Tiled one side, Slatwall combo other	3. Extruded Aluminum Top Trim E - default	Slatwall/fabric side combination: Slatwall above worksurface is nominally 15" h for 42" high panels, and 22 1/2" h for both 49" and 64" high panels. Fabric insert begins at just below worksurface height to the base raceway. (64" high panels also have a fabric insert above the slatwall section).
X Fabric/Slatwall combo side	4. Finish, Aluminum trim (top trim and tile dividers/reveals)	Black PVC hookstrip reveals should be ordered for panel side with slatwall.
3 V3 Exotic, tiled side	Anodized aluminum or painted finish options listed on page 9 excluding silver.	Panels on this page will accept standard Reff System stacking window modules.
42 42" high	5. Base raceway height 4 = 4" h, default	
18 18" wide	6. Knock-out option K = with knock-outs N = no knock-outs	
E Extruded Aluminum top trim	7. Base raceway finish painted or plated finish options only	
AA Top Trim anodized aluminum finish	8. Fabric selection	
4 4" high base raceway	9. Finish, V3 Exotic	
K Knock-outs in base raceway	10. Finish, Slatwall Anodized aluminum or painted finish options listed on page 9 excluding silver	
613 Finish, base raceway	See page 7 for finish options applicable.	
W359- Finish, Fabric (combo side)		
V515 Finish, Quartered Clear Figured Sycamore (tiled side)		
AA Finish, Slatwall		

Slatwall/Fabric combo both sides - both sides with base raceway

description	h	w	pattern no.	Grade						list
				10	15	20	30	35	40	
Slatwall/Fabric both sides (base raceway both sides)  <i>both sides 64x48 shown, 42" h and 49" h do not have inserts above slatwall sections</i>	42"	18"	R3R2SXX4218 () () () () () () () ()	\$1,079.	\$1,105.	\$1,174.	\$1,271.	\$1,336.	\$1,439.	\$1,497.
	24"		R3R2SXX4224 () () () () () () () ()	1,179.	1,207.	1,275.	1,371.	1,435.	1,538.	1,597.
	30"		R3R2SXX4230 () () () () () () () ()	1,279.	1,306.	1,375.	1,471.	1,536.	1,637.	1,696.
	36"		R3R2SXX4236 () () () () () () () ()	1,378.	1,406.	1,475.	1,570.	1,635.	1,737.	1,796.
	42"		R3R2SXX4242 () () () () () () () ()	1,477.	1,504.	1,574.	1,670.	1,735.	1,836.	1,896.
	48"		R3R2SXX4248 () () () () () () () ()	1,580.	1,608.	1,677.	1,774.	1,836.	1,940.	1,998.
	49"	18"	R3R2SXX4918 () () () () () () () ()	1,332.	1,364.	1,447.	1,547.	1,623.	1,747.	1,814.
	24"		R3R2SXX4924 () () () () () () () ()	1,457.	1,487.	1,570.	1,670.	1,746.	1,872.	1,937.
	30"		R3R2SXX4930 () () () () () () () ()	1,578.	1,611.	1,695.	1,795.	1,870.	1,993.	2,060.
	36"		R3R2SXX4936 () () () () () () () ()	1,701.	1,735.	1,817.	1,916.	1,992.	2,116.	2,183.
	42"		R3R2SXX4942 () () () () () () () ()	1,825.	1,858.	1,941.	2,040.	2,115.	2,240.	2,307.
	48"		R3R2SXX4948 () () () () () () () ()	1,947.	1,980.	2,063.	2,163.	2,239.	2,363.	2,430.
64"	18"	R3R2SXX6418 () () () () () () () ()	1,367.	1,412.	1,524.	1,656.	1,757.	1,922.	2,011.	
24"		R3R2SXX6424 () () () () () () () ()	1,497.	1,541.	1,651.	1,784.	1,884.	2,050.	2,139.	
30"		R3R2SXX6430 () () () () () () () ()	1,625.	1,669.	1,779.	1,913.	2,013.	2,178.	2,268.	
36"		R3R2SXX6436 () () () () () () () ()	1,753.	1,799.	1,910.	2,041.	2,142.	2,308.	2,395.	
42"		R3R2SXX6442 () () () () () () () ()	1,883.	1,926.	2,038.	2,172.	2,271.	2,437.	2,525.	
48"		R3R2SXX6448 () () () () () () () ()	2,011.	2,054.	2,164.	2,298.	2,397.	2,564.	2,653.	
Slatwall Stiffener Bracket	42"		ASWRB42							319.
	49"		ASWRB49							404.
	64"		ASWRB64							427.
	79"		ASWRB79							449.

Order Code	Specification Information	Application Notes
Example: R3R2SXX4218EAA4K613W359-W359-AA	<i>To order please specify pattern number including:</i>	Slatwall/fabric combination: Slatwall above worksurface is nominally 15" h for 42" high panels; and 22 1/2" h for both 49" and 64" high panels. Fabric insert begins just below worksurface height to base raceway. (64" high panels also have a fabric insert above the slatwall section.)
R3 AutoStrada w/generation 3 frame	1. Height	Black PVC hookstrip reveals should be ordered for both panel sides with slatwall.
R2 Base raceway both sides	2. Width	Panels on this page will accept standard Reff System stacking window modules.
S Slatwall/Fabric combo both sides	3. Extruded Aluminum Top Trim <i>E - default</i>	
X Fabric/Slatwall combo side 1	4. Finish, Aluminum trim (top trim and tile dividers/reveals) <i>Anodized aluminum or painted finish options listed on page 9 excluding silver.</i>	
X Fabric/Slatwall combo side 2	5. Base raceway height <i>4 = 4" h, default</i>	
42 42" high	6. Knock-out option <i>K = with knock-outs N = no knock-outs</i>	
18 18" wide	7. Base raceway finish <i>painted or plated finish options only</i>	
E Extruded Aluminum top trim	8. Fabric selection (side 1)	
AA Top Trim anodized aluminum finish	9. Fabric selection (side 2)	
4 4" high base raceway	10. Finish, Slatwall <i>Anodized aluminum or painted finish options listed on page 9 excluding silver</i>	
K Knock-outs in base raceway		
613 Finish, base raceway		
W359- Finish, Fabric (side 1)		
W359- Finish, Fabric (side 2)		
AA Finish, Slatwall	See page 7 for finish options applicable.	

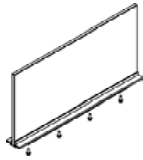
description	w	d	pattern no.	clear temp	GL13	list
Frameless glass add-up 8"h, for panels	18"		R3GAU0818 () ()	\$263.	\$329.	
	20"		R3GAU0820 () ()	280.	355.	
	24"		R3GAU0824 () ()	298.	385.	
	30"		R3GAU0830 () ()	330.	437.	
	36"		R3GAU0836 () ()	361.	491.	
	42"		R3GAU0842 () ()	417.	567.	
	48"		R3GAU0848 () ()	431.	605.	
Frameless glass add-up 12"h, for panels	18"		R3GAU1218 () ()	288.	394.	
	20"		R3GAU1220 () ()	311.	432.	
	24"		R3GAU1224 () ()	331.	473.	
	30"		R3GAU1230 () ()	371.	546.	
	36"		R3GAU1236 () ()	411.	620.	
	42"		R3GAU1242 () ()	476.	720.	
	48"		R3GAU1248 () ()	499.	780.	
Frameless glass add-up 15"h, for panels	18"		R3GAU1518 () ()	298.	419.	
	20"		R3GAU1520 () ()	322.	464.	
	24"		R3GAU1524 () ()	345.	506.	
	30"		R3GAU1530 () ()	387.	590.	
	36"		R3GAU1536 () ()	430.	672.	
	42"		R3GAU1542 () ()	498.	782.	
	48"		R3GAU1548 () ()	527.	849.	
Frameless glass add-up 8"h, for panels for hi/lo condition no post involved	18"		R3GAUHL0818 () ()	263.	329.	
	20"		R3GAUHL0820 () ()	280.	355.	
	24"		R3GAUHL0824 () ()	298.	385.	
	30"		R3GAUHL0830 () ()	330.	437.	
	36"		R3GAUHL0836 () ()	361.	491.	
	42"		R3GAUHL0842 () ()	417.	567.	
	48"		R3GAUHL0848 () ()	431.	605.	



Panels

Order Code	Specification Information	Application Notes
Example: R3GAU0818GL13AA	<i>To order please specify pattern number including:</i>	Frameless glass add-ups only for use with non-progressive tile construction panels with at least one side fabric tiles.
R3 AutoStrada w/generation 3 frame	1. Height	It is necessary to order replacement post caps and end trim caps to work specifically with frameless glass add-up modules.
GAU Glass add-up	08 = 42"h panel with add-up will align with top of 49"h panel	<i>To order please specify pattern number including configuration condition:</i>
08 height	12 = 49"h panel with add-up will align with 48"h spine with spine add-up (overall height 61" nominal)	1 = add-up on one side of post
18 width	15 = add-up will align with tile segments of 34"h, 49"h or 64"h panels (ie: 34"h panel with add-up align to 49"h panel)	2 = add-ups on two sides of post
GL13 glass finish, powder	2. Width	3 = add-ups on three sides of post (applicable T and X post caps)
AA finish, capture/trim	3. Glass Finish	4 = add-ups on four sides of post (applicable X post caps only)
	<i>TEMP = clear tempered glass</i>	
	<i>GL13 = powder</i>	
	4. Finish, capture/trim	Finish: Anodized aluminum or painted finish options as listed on page 7 excluding silver
	<i>Anodized aluminum or painted finish options listed on page 7 excluding silver</i>	

description	w	d	pattern no.	clear temp	GL13	list
Frameless glass add-up 12”h, for panels for hi/lo condition no post involved	18”		R3GAUHL1218 () ()	\$288.	\$394.	
	20”		R3GAUHL1220 () ()	311.	432.	
	24”		R3GAUHL1224 () ()	331.	473.	
	30”		R3GAUHL1230 () ()	371.	546.	
	36”		R3GAUHL1236 () ()	411.	620.	
	42”		R3GAUHL1242 () ()	476.	720.	
	48”		R3GAUHL1248 () ()	499.	780.	
Frameless glass add-up 15”h, for panels for hi/lo condition no post involved	18”		R3GAUHL1518 () ()	298.	419.	
	20”		R3GAUHL1520 () ()	322.	464.	
	24”		R3GAUHL1524 () ()	345.	506.	
	30”		R3GAUHL1530 () ()	387.	590.	
	36”		R3GAUHL1536 () ()	430.	672.	
	42”		R3GAUHL1542 () ()	498.	782.	
	48”		R3GAUHL1548 () ()	527.	849.	
Add-up Alignment Clip, pack of 10			R3AUAC10			27.



Alignment clips recommended to ensure glass alignment of add-up modules in side by side applications

Order Code	Specification Information	Application Notes
Example: R3GAU0818GL13AA	<i>To order please specify pattern number including:</i>	Frameless glass add-ups only for use with non-progressive tile construction panels with at least one side fabric tiles.
R3 AutoStrada w/generation 3 frame	1. Height	It is necessary to order replacement post caps and end trim caps to work specifically with frameless glass add-up modules.
GAU Glass add-up	08 = 42”h panel with add-up will align with top of 49”h panel	<i>To order please specify pattern number including configuration condition:</i>
08 height	12 = 49”h panel with add-up will align with 48”h spine with spine add-up (overall height 61” nominal)	1 = add-up on one side of post
18 width	15 = add-up will align with tile segments of 34”h, 49”h or 64”h panels (ie: 34”h panel with add-up align to 49”h panel)	2 = add-ups on two sides of post
GL13 glass finish, powder	2. Width	3 = add-ups on three sides of post (applicable T and X post caps)
AA finish, capture/trim	3. Glass Finish	4 = add-ups on four sides of post (applicable X post caps only)
	<i>TEMP = clear tempered glass</i>	
	<i>GL13 = powder</i>	
	4. Finish, capture/trim	Finish: Anodized aluminum or painted finish options as listed on page 7 excluding silver
	<i>Anodized aluminum or painted finish options listed on page 7 excluding silver</i>	

description	application	pattern no.	AA	P1	P2	P3	G1	G2	G3
Panel attachment kit for glass gallery screen	for 42" h panel attachment	A1GGPC4234(L/R)()	\$675.	\$574.	\$574.	\$608.			
	for 46" h panel attachment	A1GGPC4934(L/R)()	675.	574.	574.	608.			
Spine attachment kit for glass gallery screen	mid span/ off modular	A1GGSPSC30(L/R)()	703.	598.	598.	633.			
	spine end starter	A1GGSE30(L/R)() ()	685.	582.	582.	617.			
Glass, for panel based	for 42" h x 60" w	A1PGG4260()					815.	1,228.	1,655.
	for 42" h x 72" w	A1PGG4272()					933.	1,425.	1,973.
	for 49" h x 60" w	A1PGG4960()					922.	1,411.	1,919.
	for 49" h x 72" w	A1PGG4972()					1,059.	1,643.	2,252.
Glass, for spine based	for 48" h x 60" w	A1SGG4860()					896.	1,365.	1,853.
	for 48" h x 72" w	A1SGG4872()					1,027.	1,588.	2,174.

Example: A1GGPC4234
A AutoStrada
1 Generation 1
GG Gallery screen, glass
PC Panel post connector
42 42" h panel attachment (includes Hi/low trim)
34 34" high nominal
(L/R) Left or right hand connection
() Finish divider, capture

1.L/R- Left or right hand connection
 If left hand, worksurface on right side of glass
 If right hand, worksurface on left side of glass

2.Finish divider capture
 AA and all core paint options except 613

Glass Finish
 G1=Clear Temp glass
 G2=Architectural
 G3=Color

Glass Gallery Screen Panel attachment kit includes finished connection to panel post and end capture for glass.


Glass Gallery Screen Spine attachment kit includes finished connection to spine and end capture for glass.

Glass to align top of panel insert, below top trim for panel base.

Glass to align top of spine cover, below crown or at horizontal channel at nominal 48" high if 64" spine.

Posts, panels

T post

description	h	pattern no.	list
 T post, tiled laminate (no base plate)	34"	R3R0TTL34 () () ()	\$208.
	42"	R3R0TTL42 () () ()	228.
	49"	R3R0TTL49 () () ()	259.
	64"	R3R0TTL64 () () ()	286.
T post, tiled V1 techwood (no base plate)	34"	R3R0TT134 () () ()	219.
	42"	R3R0TT142 () () ()	240.
	49"	R3R0TT149 () () ()	271.
	64"	R3R0TT164 () () ()	300.
T post, tiled V2 natural (no base plate)	34"	R3R0TT234 () () ()	241.
	42"	R3R0TT242 () () ()	263.
	49"	R3R0TT249 () () ()	297.
	64"	R3R0TT264 () () ()	329.
T post, tiled V3 exotic (no base plate)	34"	R3R0TT334 () () ()	313.
	42"	R3R0TT342 () () ()	342.
	49"	R3R0TT349 () () ()	388.
	64"	R3R0TT364 () () ()	429.
T post, monolithic V1 techwood (no base plate)	42"	R3R0TP142 () () ()	240.
	49"	R3R0TP149 () () ()	271.

Order Code	Specification Information	Application Notes
Example: R3R0TTL34E2AA118	<i>To order please specify pattern number including:</i>	5. Finish, Aluminum trim (top cap and reveals) <i>Anodized aluminum or painted finish options listed on page 9 excluding silver</i>
R3 AutoStrada w/generation 3 post	1. Surface <i>L = Painted to match laminate</i>	* Painted to match laminate.
R0 No base raceway exposed	<i>V1 = V1 Techwood</i>	
T T post	<i>V2 = V2 Natural</i>	
T Tiled	<i>V3 = V3 Exotic</i>	
L Laminate match	2. Height	6. Finish, Tiles <i>Laminate *, V1, V2 or V3 finish</i>
34 34" high	3. Extruded aluminum top cap <i>E = default</i>	See page 7 for finish options applicable.
E Extruded aluminum top cap	4. Top Cap Configuration <i>1 = Regular L, finished 2 adjacent sides</i>	
2 Regular T cap configuration	<i>2 = Regular T, finished one side</i>	
AA Finish, top cap and reveal	<i>3 = Regular X, no sides finished</i>	
118 Finish, tiles	<i>4 = Hi/Lo cap at direction change, finished 3 sides</i>	
	<i>5 = Hi/Lo cap in line, finished 2 opposite sides</i>	

Posts, panels


T post

description	h	pattern no.	list
T post, monolithic V2 natural (no base plate)	42"	R3R0TP242 () () ()	\$263.
	49"	R3R0TP249 () () ()	297.
T post, monolithic laminate (no base plate)	42"	R3R0TPL42 () () ()	228.
	49"	R3R0TPL49 () () ()	259.
T post, monolithic V3 exotic (no base plate)	42"	R3R0TP342 () () ()	342.
	49"	R3R0TP349 () () ()	388.

Order Code	Specification Information	Application Notes
Example: R3R0TTL34E2AA118	<i>To order please specify pattern number including:</i>	
R3 AutoStrada w/generation 3 post	1. Surface <i>L = Painted to match laminate</i>	5. Finish, Aluminum trim (top cap and reveals) <i>Anodized aluminum or painted finish options listed on page 9 excluding silver</i>
R0 No base raceway exposed	<i>V1 = V1 Techwood</i>	6. Finish, Tiles <i>Laminate *, V1, V2 or V3 finish</i>
T T post	<i>V2 = V2 Natural</i>	
T Tiled	<i>V3 = V3 Exotic</i>	See page 7 for finish options applicable.
L Laminate match	2. Height	
34 34" high	3. Extruded aluminum top cap <i>E = default</i>	
E Extruded aluminum top cap	4. Top Cap Configuration <i>1 = Regular L, finished 2 adjacent sides</i>	
2 Regular T cap configuration	<i>2 = Regular T, finished one side</i>	
AA Finish, top cap and reveal	<i>3 = Regular X, no sides finished</i>	
118 Finish, tiles	<i>4 = Hi/Lo cap at direction change, finished 3 sides</i>	
	<i>5 = Hi/Lo cap in line, finished 2 opposite sides</i>	

Posts, panels

L post, no base plates

description	h	pattern no.	list
L post, tiled (to match) laminate (no base plate) 	34"	R3R0LTL34 () () () ()	\$173.
	42"	R3R0LTL42 () () () ()	259.
	49"	R3R0LTL49 () () () ()	286.
	64"	R3R0LTL64 () () () ()	317.
	Tiled laminate both sides		
L post, tiled V1 techwood (no base plate)	34"	R3R0LT134 () () () ()	181.
	42"	R3R0LT142 () () () ()	271.
	49"	R3R0LT149 () () () ()	300.
	64"	R3R0LT164 () () () ()	333.
	Tiled V1 both sides		
L post, tiled V2 natural (no base plate)	34"	R3R0LT234 () () () ()	199.
	42"	R3R0LT242 () () () ()	297.
	49"	R3R0LT249 () () () ()	329.
	64"	R3R0LT264 () () () ()	365.
	Tiled V2 both sides		
L post, tiled V3 exotic (no base plate)	34"	R3R0LT334 () () () ()	258.
	42"	R3R0LT342 () () () ()	388.
	49"	R3R0LT349 () () () ()	429.
	64"	R3R0LT364 () () () ()	474.
	Tiled V3 both sides		
L post, monolithic (to match) laminate (no base plate)	42"	R3R0LPL42 () () () ()	259.
	49"	R3R0LPL49 () () () ()	286.

Order Code	Specification Information	Application Notes
Example: R3R0LTL34E1AA118	<i>To order please specify pattern number including:</i>	5. Post cover configuration
R3 AutoStrada w/generation 3 post	1. Finish type tiles <i>L = Painted to match laminate</i>	1 = 1 piece (same finish both sides)
R0 No base raceway exposed	<i>V1 = V1 Techwood</i>	2 = 2 piece (same or different finish per side)
L L post	<i>V2 = V2 Natural</i>	6. Finish, Aluminum trim (top cap and reveals)
T Tiled (both faces)	<i>V3 = V3 Exotic</i>	<i>Anodized aluminum or painted finish options listed on page 9 excluding silver</i>
L Laminate match	2. Height	7. Finish, Side 1
34 34" high	3. Extruded aluminum top cap <i>E = default</i>	<i>Laminate *, V1, V2 or V3 finish</i>
E Extruded aluminum top cap	4. Top Cap Configuration <i>1 = Regular L, finished 2 adjacent sides</i>	8. Finish, Side 2 (side 2 finish applicable only when 2 piece post cover configuration selected)
1 Regular L cap configuration	<i>2 = Regular T, finished one side</i>	<i>Laminate *, V1, V2, or V3 finish</i>
AA Finish, top cap and reveal	<i>3 = Regular X, no sides finished</i>	
118 Finish, tiles	<i>4 = Hi/Lo cap at direction change, finished 3 sides</i>	
	<i>5 = Hi/Lo cap in line, finished 2 opposite sides</i>	
		See page 7 for finish options applicable.

Posts, panels

L post, no base plates

description	h	pattern no.	list
L post, monolithic V1 techwood (no base plate)	42"	R3R0LP142 () () () ()	\$271.
	49"	R3R0LP149 () () () ()	300.
L post, monolithic V2 natural (no base plate)	42"	R3R0LP242 () () () ()	297.
	49"	R3R0LP249 () () () ()	329.
L post, monolithic V3 exotic (no base plate)	42"	R3R0LP342 () () () ()	388.
	49"	R3R0LP349 () () () ()	429.

Order Code	Specification Information	Application Notes
Example: R3R0LTL34E1AA118	<i>To order please specify pattern number including:</i>	
R3 AutoStrada w/generation 3 post	1. Finish type tiles <i>L = Painted to match laminate</i>	5. Post cover configuration 1 = 1 piece (same finish both sides) 2 = 2 piece (same or different finish per side)
R0 No base raceway exposed	<i>V1 = V1 Techwood</i>	6. Finish, Aluminum trim (top cap and reveals) <i>Anodized aluminum or painted finish options listed on page 9 excluding silver</i>
L L post	<i>V2 = V2 Natural</i>	7. Finish, Side 1 <i>Laminate *, V1, V2 or V3 finish</i>
T Tiled (both faces)	<i>V3 = V3 Exotic</i>	8. Finish, Side 2 (side 2 finish applicable only when 2 piece post cover configuration selected) <i>Laminate *, V1, V2, or V3 finish</i>
L Laminate match	2. Height	
34 34" high	3. Extruded aluminum top cap <i>E = default</i>	
E Extruded aluminum top cap	4. Top Cap Configuration <i>1 = Regular L, finished 2 adjacent sides</i>	
1 Regular L cap configuration	<i>2 = Regular T, finished one side</i>	
AA Finish, top cap and reveal	<i>3 = Regular X, no sides finished</i>	
118 Finish, tiles	<i>4 = Hi/Lo cap at direction change, finished 3 sides</i>	
	<i>5 = Hi/Lo cap in line, finished 2 opposite sides</i>	
		See page 7 for finish options applicable.

Posts, panels

L post, one face only w/base plate

description	h	pattern no.	list
L post, tiled laminate left face w/o base, fabric/mono right face w/base	34"	R3R1LALL34 () () () () () ()	\$173.
	42"	R3R1LALL42 () () () () () ()	259.
	49"	R3R1LALL49 () () () () () ()	286.
	64"	R3R1LALL64 () () () () () ()	317.

Laminate side 1, fabric side 2

L post, tiled laminate right face w/o base, fabric/mono left face w/base	34"	R3R1LARL34 () () () () () ()	173.
	42"	R3R1LARL42 () () () () () ()	259.
	49"	R3R1LARL49 () () () () () ()	286.
	64"	R3R1LARL64 () () () () () ()	317.



Fabric side 1, laminate side 2

L post, tiled V1 techwood left face w/o base, fabric/mono right face w/base	34"	R3R1LAL134 () () () () () ()	181.
	42"	R3R1LAL142 () () () () () ()	271.
	49"	R3R1LAL149 () () () () () ()	300.
	64"	R3R1LAL164 () () () () () ()	333.

V1 side 1, fabric side 2

L post, tiled V1 techwood right face w/o base, fabric/mono left face w/base	34"	R3R1LAR134 () () () () () ()	181.
	42"	R3R1LAR142 () () () () () ()	271.
	49"	R3R1LAR149 () () () () () ()	300.
	64"	R3R1LAR164 () () () () () ()	333.



Fabric side 1, V1 side 2

Order Code	Specification Information	Application Notes
Example: R3R1LALL34E1AA4N 613118W359-	<i>To order please specify pattern number including:</i>	6. Finish, Aluminum trim (top cap and reveals) <i>Anodized aluminum or painted finish options listed on page 9 excluding silver</i>
R3 AutoStrada w/generation 3 post	1. Tiled side <i>L = Tiled left face, monolithic right face</i> <i>R = Tiled right face, monolithic left face</i>	7. Base height <i>4 = 4" h, default</i>
R1 Base raceway, mono side	2. Finish type tiled side <i>L = Painted to match laminate</i> <i>V1 = V1 Techwood</i> <i>V2 = V2 Natural</i> <i>V3 = V3 Exotic</i>	8. Base infeed - applicable for face with base plate only <i>N = None</i> <i>F = Base infeed fabric face side</i>
L L post	3. Height	9. Finish, base raceway
A Tiled one side/Mono other	4. Extruded aluminum top cap <i>E = default</i>	10. Finish, Side 1 <i>If side 1 tiled specify laminate *, V1, V2 or V3 finish;</i> <i>If side 1 monolithic specify fabric</i>
L Left face tiled	5. Top Cap Configuration <i>1 = Regular L, finished 2 adjacent sides</i> <i>2 = Regular T, finished one side</i> <i>3 = Regular X, no sides finished</i> <i>4 = Hi/Lo cap at direction change, finished 3 sides</i> <i>5 = Hi/Lo cap in line, finished 2 opposite sides</i>	11. Finish, Side 2 <i>If side 2 tiled specify laminate *, V1, V2 or V3 finish;</i> <i>If side 2 monolithic specify fabric</i>
L Laminate match		
34 34" high		
E Extruded aluminum top cap		
1 Regular L cap configuration		
AA Finish, top cap and reveal		
4 4" high base		
N No base infeed		
613 Finish, base plate		
118 Finish, tiles		
W359- Finish, fabric (mono side)		

Posts, panels

L post, one face only w/base plate

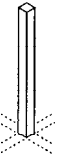

description	h	pattern no.	list
L post, tiled V2 natural left face w/o base, fabric/mono right face w/base	34"	R3R1LAL234 () () () () () ()	\$199.
	42"	R3R1LAL242 () () () () () ()	297.
	49"	R3R1LAL249 () () () () () ()	329.
	64"	R3R1LAL264 () () () () () ()	365.
V2 side 1, fabric side 2			
L post, tiled V2 natural right face w/o base, fabric/mono left face w/base	34"	R3R1LAR234 () () () () () ()	199.
	42"	R3R1LAR242 () () () () () ()	297.
	49"	R3R1LAR249 () () () () () ()	329.
	64"	R3R1LAR264 () () () () () ()	365.
Fabric side 1, V2 side 2			
L post, tiled V3 exotic left face w/o base, fabric/mono right face w/base	34"	R3R1LAL334 () () () () () ()	258.
	42"	R3R1LAL342 () () () () () ()	388.
	49"	R3R1LAL349 () () () () () ()	429.
	64"	R3R1LAL364 () () () () () ()	474.
V3 side 1, fabric side 2			
L post, tiled V3 exotic right face w/o base, fabric/mono left face w/base	34"	R3R1LAR334 () () () () () ()	258.
	42"	R3R1LAR342 () () () () () ()	388.
	49"	R3R1LAR349 () () () () () ()	429.
	64"	R3R1LAR364 () () () () () ()	474.
Fabric side 1, V3 side 2			



Panels

Order Code	Specification Information	Application Notes
Example: R3R1LAL34E1AA4N 613118W359-	<i>To order please specify pattern number including:</i>	6. Finish, Aluminum trim (top cap and reveals) <i>Anodized aluminum or painted finish options listed on page 9 excluding silver</i>
R3 AutoStrada w/generation 3 post	1. Tiled side <i>L = Tiled left face, monolithic right face</i>	Aluminum vertical hookstrip cover ordered separately. * Painted to match laminate.
R1 Base raceway, mono side	<i>R = Tiled right face, monolithic left face</i>	See page 7 for finish options applicable.
L L post	2. Finish type tiled side <i>L = Painted to match laminate</i>	
A Tiled one side/Mono other	<i>V1 = V1 Techwood</i>	
L Left face tiled	<i>V2 = V2 Natural</i>	
L Laminate match	<i>V3 = V3 Exotic</i>	
34 34" high	3. Height	
E Extruded aluminum top cap	4. Extruded aluminum top cap <i>E = default</i>	7. Base height <i>4 = 4" h, default</i>
1 Regular L cap configuration	5. Top Cap Configuration <i>1 = Regular L, finished 2 adjacent sides</i>	8. Base infeed - applicable for face with base plate only <i>N = None</i> <i>F = Base infeed fabric face side</i>
AA Finish, top cap and reveal	<i>2 = Regular T, finished one side</i>	9. Finish, base raceway
4 4" high base	<i>3 = Regular X, no sides finished</i>	10. Finish, Side 1 <i>If side 1 tiled specify laminate *, V1, V2 or V3 finish;</i> <i>If side 1 monolithic specify fabric</i>
N No base infeed	<i>4 = Hi/Lo cap at direction change, finished 3 sides</i>	11. Finish, Side 2 <i>If side 2 tiled specify laminate *, V1, V2 or V3 finish;</i> <i>If side 2 monolithic specify fabric</i>
613 Finish, base plate	<i>5 = Hi/Lo cap in line, finished 2 opposite sides</i>	
118 Finish, tiles		
W359- Finish, fabric (mono side)		

Posts, panels x and straight posts

description	h	pattern no.	list
 X post, universal aluminum top cap	34"	R3X34E ()	\$197.
	42"	R3X42E ()	211.
	49"	R3X49E ()	227.
	64"	R3X64E ()	254.
 Straight post, tiled laminate face w/o base, fabric/mono face w/base	34"	R3R1SAL34 () () () () ()	173.
	42"	R3R1SAL42 () () () () ()	259.
	49"	R3R1SAL49 () () () () ()	286.
	64"	R3R1SAL64 () () () () ()	317.
Straight post, tiled V1 techwood face w/o base, fabric/mono face w/base	34"	R3R1SA134 () () () () ()	181.
	42"	R3R1SA142 () () () () ()	271.
	49"	R3R1SA149 () () () () ()	300.
	64"	R3R1SA164 () () () () ()	333.
Straight post, tiled V2 natural face w/o base, fabric/mono face w/base	34"	R3R1SA234 () () () () ()	199.
	42"	R3R1SA242 () () () () ()	297.
	49"	R3R1SA249 () () () () ()	329.
	64"	R3R1SA264 () () () () ()	365.

Order Code	Order Code	Specification Information
Example: R3X34E3AA	Example: R3R1SAL34E1AA4 N613118W359-	<i>To order please specify pattern number including:</i>
R3 AutoStrada w/generation 3 Post	R3 AutoStrada w/generation 3 Post	1. Post type <i>X = X post</i> <i>S = Straight post</i>
X X post	R1 Base raceway, fabric mono side	2. Tiled surface type (applicable straight posts only, embedded in pattern number) <i>L = Painted to match laminate</i> <i>1 = V1 Techwood</i> <i>2 = V2 Natural</i> <i>3 = V3 Exotic</i>
34 34" high	S Straight post	3. Height
E Extruded aluminum top cap	A Tiled one face/mono other	4. Extruded aluminum top cap <i>E = default</i>
3 Regular X cap configuration	L Tiled face, Laminate match	5. Top Cap Configuration <i>1 = Regular L, finished 2 adjacent sides</i> <i>2 = Regular T, finished one side</i> <i>3 = Regular X, no sides finished</i> <i>4 = Hi/Lo cap at direction change, finished 3 sides</i> <i>5 = Hi/Lo cap in line, finished 2 opposite sides</i>
AA Finish, aluminum top cap	34 34" high	6. Finish, Aluminum top cap and reveals <i>Anodized aluminum or painted finish options listed on page 9 excluding silver</i>
	E Extruded aluminum top cap	7. Base height <i>4 = 4" h, default</i>
	1 Reg L cap config	8. Base infeed (applicable straight posts only) <i>N = None</i> <i>F = Base infeed fabric face side</i>
	AA Finish, aluminum top cap & reveal	9. Finish, Tiled side <i>Laminate *, V1, V2 or V3 finish</i>
	4 4" high base	10. Finish, mono side <i>Fabric selection</i>
	N No base infeed	11. Finish, mono side <i>Fabric selection</i>
	613 Finish, base raceway	See page 7 for finish options applicable.
	118 Finish, tiled side	Aluminum vertical hookstrip cover ordered separately.
	W359- Finish, mono side	* Painted to match laminate.

Posts, panels *x and straight posts*

description	h	pattern no.	list
Straight post, tiled V3 exotic face w/o base, fabric/mono face w/base	34"	R3R1SA334 () () () () ()	\$258.
	42"	R3R1SA342 () () () () ()	388.
	49"	R3R1SA349 () () () () ()	429.
	64"	R3R1SA364 () () () () ()	474.
Straight post, monolithic (to match) laminate (no base plate)	42"	R3R0SPL42 () () ()	259.
	49"	R3R0SPL49 () () ()	286.
Straight post, monolithic V1 techwood (no base plate)	42"	R3R0SP142 () () ()	271.
	49"	R3R0SP149 () () ()	300.
Straight post, monolithic V2 natural (no base plate)	42"	R3R0SP242 () () ()	297.
	49"	R3R0SP249 () () ()	329.
Straight post, monolithic V3 exotic (no base plate)	42"	R3R0SP342 () () ()	388.
	49"	R3R0SP349 () () ()	429.

Panels

Order Code	Order Code	Specification Information
Example: R3X34E3AA	Example: R3R1SAL34E1AA4	<p><i>To order please specify pattern number including:</i></p> <ol style="list-style-type: none"> Post type <i>X = X post</i> <i>S = Straight post</i> Tiled surface type (applicable straight posts only, embedded in pattern number) <i>L = Painted to match laminate</i> <i>1 = V1 Techwood</i> <i>2 = V2 Natural</i> <i>3 = V3 Exotic</i> Height <i>E = default</i> Extruded aluminum top cap <i>E = default</i> Top Cap Configuration <i>1 = Regular L, finished 2 adjacent sides</i> <i>2 = Regular T, finished one side</i> <i>3 = Regular X, no sides finished</i> <i>4 = Hi/Lo cap at direction change, finished 3 sides</i> <i>5 = Hi/Lo cap in line, finished 2 opposite sides</i> Finish, Aluminum top cap and reveals <i>Anodized aluminum or painted finish options listed on page 9 excluding silver</i> Base height <i>4 = 4" h, default</i> Base infeed (applicable straight posts only) <i>N = None</i> <i>F = Base infeed fabric face side</i> Finish, base raceway (applicable straight posts only) Finish, Tiled side <i>Laminate *, V1, V2 or V3 finish</i> Finish, mono side <i>Fabric selection</i> <p>See page 7 for finish options applicable.</p> <p>Aluminum vertical hookstrip cover ordered separately.</p> <p>* Painted to match laminate.</p>
R3 AutoStrada w/generation 3 Post	R3 AutoStrada w/generation 3 Post	
X X post	R1 Base raceway, fabric mono side	
34 34" high	S Straight post	
E Extruded aluminum top cap	A Tiled one face/mono other	
3 Regular X cap configuration	L Tiled face, Laminate match	
AA Finish, aluminum top cap	34 34" high	
	E Extruded aluminum top cap	
	1 Reg L cap config	
	AA Finish, aluminum top cap & reveal	
	4 4" high base	
	N No base infeed	
	613 Finish, base raceway	
	118 Finish, tiled side	
	W359- Finish, mono side	

Posts, panels

135° post, tiled

description	h	pattern no.	list
135° post, tiled (to match) laminate (no base plate)	34"	R3R0135VTL34() () () ()	\$541.
	42"	R3R0135VTL42() () () ()	582.
	49"	R3R0135VTL49() () () ()	619.
	64"	R3R0135VTL64() () () ()	713.
Tiled laminate both sides			
135° post, tiled V1 techwood (no base plate)	34"	R3R0135VT134() () () ()	551.
	42"	R3R0135VT142() () () ()	592.
	49"	R3R0135VT149() () () ()	629.
	64"	R3R0135VT164() () () ()	723.
Tiled V1 both sides			
135° post, tiled V2 techwood (no base plate)	34"	R3R0135VT234() () () ()	566.
	42"	R3R0135VT242() () () ()	607.
	49"	R3R0135VT249() () () ()	644.
	64"	R3R0135VT264() () () ()	738.
Tiled V2 both sides			
135° post, tiled V3 techwood (no base plate)	34"	R3R0135VT334() () () ()	596.
	42"	R3R0135VT342() () () ()	637.
	49"	R3R0135VT349() () () ()	674.
	64"	R3R0135VT364() () () ()	768.
Tiled V3 both sides			

Order Code	Specification Information	Application Notes
Example: R3R0135VT34E1AA118	<i>To order please specify pattern number including:</i>	5. Post cover configuration 1 = 1 piece
R3 AutoStrada w/generation 3 post	1. Height	6. Finish, Aluminum trim (top cap and reveals) Anodized aluminum or painted finish options listed on page 9 excluding silver
R0 No base raceway exposed	2. Finish type tiles <i>L = Painted to match laminate V1 = V1 Techwood V2 = V2 Natural V3 = V3 Exotic</i>	7. Finish, Laminate *, V1, V2, V3 finish or Fabric
135V V post	3. Extruded aluminum top cap <i>E = default</i>	See page 7 for finish options applicable.
T Tiled (both faces)	4. Top Cap Configuration <i>1 = Regular L, finished 2 adjacent sides 2 = Regular T, finished one side 3 = Regular X, no sides finished 4 = Hi/Lo cap at direction change, finished 3 sides 5 = Hi/Lo cap in line, finished 2 opposite sides</i>	Aluminum vertical hookstrip cover ordered separately. * Painted to match laminate.
L Laminate match		
34 34" high		
E Extruded aluminum top cap		
1 Regular L cap configuration		
AA Finish, top cap and reveal		
118 Finish, tiles		

Posts, panels

135° post, monolithic

description	h	pattern no.	list
135° post, monolithic (to match laminate (no base plate))	34"	R3R0135VPL34() () () () ()	\$614.
	42"	R3R0135VPL42() () () () ()	755.
	49"	R3R0135VPL49() () () () ()	764.
	64"	R3R0135VPL64() () () () ()	931.
Monolithic laminate both sides			
135° post, monolithic V1 techwood (no base plate)	34"	R3R0135VP134() () () () ()	624.
	42"	R3R0135VP142() () () () ()	765.
	49"	R3R0135VP149() () () () ()	774.
	64"	R3R0135VP164() () () () ()	941.
Monolithic V1 both sides			
135° post, monolithic V2 techwood (no base plate)	34"	R3R0135VP234() () () () ()	639.
	42"	R3R0135VP242() () () () ()	780.
	49"	R3R0135VP249() () () () ()	789.
	64"	R3R0135VP264() () () () ()	956.
Monolithic V2 both sides			
135° post, monolithic V3 techwood (no base plate)	34"	R3R0135VP334() () () () ()	669.
	42"	R3R0135VP342() () () () ()	810.
	49"	R3R0135VP349() () () () ()	819.
	64"	R3R0135VP364() () () () ()	986.
Monolithic V3 both sides			

Panels


Order Code	Specification Information	Application Notes
Example: R3R0135VT34E1AA118	<i>To order please specify pattern number including:</i>	5. Post cover configuration 1 = 1 piece
R3 AutoStrada w/generation 3 post	1. Height	6. Finish, Aluminum trim (top cap and reveals) Anodized aluminum or painted finish options listed on page 9 excluding silver
R0 No base raceway exposed	2. Finish type tiles L = Painted to match laminate V1 = V1 Techwood V2 = V2 Natural V3 = V3 Exotic	7. Finish, Laminate *, V1, V2, V3 finish or Fabric
135V V post	3. Extruded aluminum top cap E = default	See page 7 for finish options applicable.
T Tiled (both faces)	4. Top Cap Configuration 1 = Regular L, finished 2 adjacent sides 2 = Regular T, finished one side 3 = Regular X, no sides finished 4 = Hi/Lo cap at direction change, finished 3 sides 5 = Hi/Lo cap in line, finished 2 opposite sides	Aluminum vertical hookstrip cover ordered separately. * Painted to match laminate.
L Laminate match		
34 34" high		
E Extruded aluminum top cap		
1 Regular L cap configuration		
AA Finish, top cap and reveal		
118 Finish, tiles		


Trim, panels
aluminum reveals


description	h	w	pattern no.	AA or paint
Aluminum hookstrip cover condition including stacking modules without exposed 4" raceway	33.5"		R2AHCN34 ()	\$61.
	41.5"		R2AHCN42 ()	75.
	48.5"		R2AHCN49 ()	87.
	63.5"		R2AHCN64 ()	116.
	78.5"		R2AHCN79 ()	147.
Aluminum hookstrip cover condition including stacking modules with 4"h base raceway.	30"		R2AHCR34 ()	61.
	38"		R2AHCR42 ()	75.
	45"		R2AHCR49 ()	87.
	60"		R2AHCR64 ()	116.
	75"		R2AHCR79 ()	145.
Alum horizontal reveal for between base panel and stacking window module		18"	R2AHWR18 ()	36.
		20"	R2AHWR20 ()	36.
		24"	R2AHWR24 ()	38.
		30"	R2AHWR30 ()	39.
		36"	R2AHWR36 ()	43.
		42"	R2AHWR42 ()	45.
Alum horizontal reveal for between two stacking window modules or between stacking and window modules or between two stacking modules		18"	R2AHBW18 ()	36.
		20"	R2AHBW20 ()	36.
		24"	R2AHBW24 ()	38.
		30"	R2AHBW30 ()	39.
		36"	R2AHBW36 ()	43.
		42"	R2AHBW42 ()	45.
Alum horizontal reveal for between base panel and stacking module (FL/F1/F2)		18"	R2AHSR18 ()	36.
		20"	R2AHSR20 ()	36.
		24"	R2AHSR24 ()	38.
		30"	R2AHSR30 ()	39.
		36"	R2AHSR36 ()	43.
		42"	R2AHSR42 ()	45.
	48"	R2AHSR48 ()	50.	

Order Code	Specification Information	Application Notes
Example: R2AHCN34 AA	<i>To order please specify pattern number including:</i> 1. Height or 2. Width 3. Finish <i>Anodized aluminum or painted finish options listed on page 7 excluding silver</i>	Aluminum hookstrip covers best suited for hard side (laminare, V1, V2 or V3) of panels only. Not recommended for fabric tiled side of panels. Recommend use on outside of stations/clusters only. When and where aluminum vertical hookstrip cover installed, forfeit panel hung capability.
R2 AutoStrada/Reff		
A Aluminum		
HC Hookstrip cover		
N No exposed raceway		
34 for 34"h		
AA Finish, anodized aluminum		

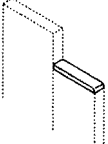
Trim, panels end trim and post trim

description	height	to height	width	pattern no.	list
 Aluminum end trim (full height), w/hookstrip	34"			A1FHETE34 ()	\$125.
	42"			A1FHETE42 ()	146.
	49"			A1FHETE49 ()	167.
	64"			A1FHETE64 ()	188.

 Aluminum end trim for Hi/Lo w/hookstrip (no post involved)	34"	42"		A1HLETE3442 ()	110.
	34"	49"		A1HLETE3449 ()	112.
	34"	64"		A1HLETE3464 ()	115.
	42"	49"		A1HLETE4249 ()	110.
	42"	64"		A1HLETE4264 ()	112.
	49"	64"		A1HLETE4964 ()	115.



 Post cover trim for Hi/Lo (post involved)	34"	42"		A1HLPTE3442 ()	29.
	34"	49"		A1HLPTE3449 ()	43.
	34"	64"		A1HLPTE3464 (F/T)() ()	86.
	42"	49"		A1HLPTE4249 ()	29.
	42"	64"		A1HLPTE4264 (F/T)() ()	72.
	49"	64"		A1HLPTE4964 ()	43.

Finish options fabric, V1, V2, V3 or painted to match laminate only, not available in AA anodized aluminum.

 Alum Top Trim for Hi/Lo condition, no post involved			18"	AHLTTE18 ()	21.
			20"	AHLTTE20 ()	23.
			24"	AHLTTE24 ()	26.
			30"	AHLTTE30 ()	31.
			36"	AHLTTE36 ()	41.
			42"	AHLTTE42 ()	42.
		48"	AHLTTE48 ()	57.	

Order Code	Specification Information	Application Notes
Example: A1HLETE3442AA	<i>To order please specify pattern number including:</i>	
A AutoStrada		3. If (T) for tiled cover set, specify tile divider finish B - Black reveal E - painted silver to match AA extruded aluminum panel reveal or painted finish options list on page 7
1 Generation 1	1. Hi/Lo Condition <i>E</i> TE = End trim, no post w/hookstrip, height changes does not involve a post <i>P</i> TE = Post end trim, height change involves post	Aluminum end trim (full height), with hookstrip does not have base plate detail.
HL Hi/Lo	2. Hi/Lo Height 3442 = 34" h to 42" h 3449 = 34" h to 49" h 3464 = 34" h to 64" h * 4249 = 42" h to 49" h 4264 = 42" h to 64" h * 4964 = 49" h to 64" h	Post cover trim for hi/lo conditions are available in choice of fabric, V1, V2, V3 or painted to match laminate finishes only.
ET End Trim		4. Finish <i>If end trim: Anodized aluminum or painted finish options listed on page 9 excluding silver</i>
E Extruded Aluminum Profile		<i>If post cover trim: () fabric, V1, V2, V3 or painted to match laminate</i>
3442 34" h to 42" h		See page 7 for finish options applicable.
AA Finish, anodized aluminum	*Applicable for post cover trim: Specify (F) for full monolithic cover or (T) for tiled cover set.	

Trim, panels
full length top trim

description	width	pattern no.	paint	AA
Continuous run top trim 	60"	A1CRTT60 ()	\$79.	\$79.
	66"	A1CRTT66 ()	79.	79.
	72"	A1CRTT72 ()	85.	85.
	78"	A1CRTT78 ()	85.	85.
	84"	A1CRTT84 ()	97.	97.
	90"	A1CRTT90 ()	128.	128.
	96"	A1CRTT96 ()	128.	128.
	102"	A1CRTT102 ()	n/a	139.
	108"	A1CRTT108 ()	n/a	139.
	114"	A1CRTT114 ()	n/a	139.
	120"	A1CRTT120 ()	n/a	139.
	126"	A1CRTT126 ()	n/a	146.
	132"	A1CRTT132 ()	n/a	146.
	138"	A1CRTT138 ()	n/a	152.
	144"	A1CRTT144 ()	n/a	152.
Continuous run top trim for Hi/Lo conditions 	60"	A1CHLTT60 ()	79.	79.
	66"	A1CHLTT66 ()	79.	79.
	72"	A1CHLTT72 ()	85.	85.
	78"	A1CHLTT78 ()	85.	85.
	84"	A1CHLTT84 ()	97.	97.
	90"	A1CHLTT90 ()	128.	128.
	96"	A1CHLTT96 ()	128.	128.
	102"	A1CHLTT102 ()	n/a	139.
	108"	A1CHLTT108 ()	n/a	139.
	114"	A1CHLTT114 ()	n/a	139.
	120"	A1CHLTT120 ()	n/a	139.
	126"	A1CHLTT126 ()	n/a	146.
	132"	A1CHLTT132 ()	n/a	146.
	138"	A1CHLTT138 ()	n/a	152.
	144"	A1CHLTT144 ()	n/a	152.

Order Code

Example:	A1CRTT60AA
A	AutoStrada
1	Generation 1
CR	Continuous Run
TT	Top Trim
60	60" wide
AA	Finish, anodized aluminum

Specification Information

To order please specify pattern number including:

1. Width
2. Finish, where applicable
Up to and including 96" w AA anodized aluminum or painted finish options listed on page 7 excluding silver

Only available in AA-anodized aluminum over 96" w

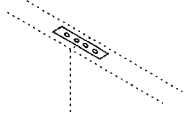
Application Notes

Continuous run top trim for spanning multiple panels with one piece of trim. Continuous run top trim ships with "W" clips which secures trim to panel frame.

Trim, panels

panel trim and install aids

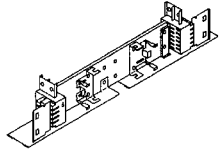
description	type	h	pattern no.	list
Hookstrip cover strips, black flexible PVC	15 pcs/pack	79"	RHSC15	\$0.
	70 pcs/pack	79"	RHSC70	0.
	250 pcs/pack	79"	RHSC250	0.
cut to size to fit during installation recommended use interior of station or where aluminum vertical reveals not installed				
Panel alignment kits	panel-to-panel		RSPABPP	6.
	window-to-panel		RSPABPW	6.
	window-to-window		RSPABWW	6.
	stacking module-to-panel		R3SPABPT	6.
	stacking module-to-stacking module		R3SPABTT	6.
	window-to-stacking module		R3SPABTW	6.
Panel leveling plates	10 pcs/pack		APLP10	37.
	25 pcs/pack		APLP25	83.
Carpet grippers	10 pcs/pack		R2CG	20.



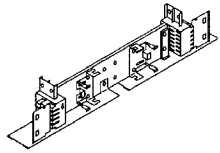
Panels

Order Code	Specification Information	Application Notes
Example: APLP10	<i>To order please specify pattern number including:</i> 1. Pack quantity required	Panel leveling plates are for installation aid only. The plate fits on top of the hookstrip connecting two panels and spans the joint between the panels. Simply drop the plate in the cavity between the two panels, tighten top wedges as you would normally during installation. The dimension and shape will force panel alignment. Remove the plate and proceed onto the next connection.
A AutoStrada		
P Panel		
L Leveling		
P Plates		
10 Pack of 10		Panel alignment kits are required for stacking modules and long panel runs. Panel alignment kits are required at the highest point of each panel and stacking module connection. They are recommended when panels are supporting overhead storage. One alignment bracket required for every two panels. Please refer to Reff planning guide, page 45 for additional information.

description	type	h	w	d	pattern no.	list
Power rail for panel with one side only base raceway (8 wire)	24" panel	2"	6"	2"	RR3-E24S	\$139.
	30" panel	2"	12"	2"	RR3-E30S	160.
	36" panel	2"	18"	2"	RR3-E36S	175.
	42" panel	2"	24"	2"	RR3-E42S	189.
	48" panel	2"	30"	2"	RR3-E48S	194.



Power rail for panel with one side only base raceway (10 wire)	24" panel	2"	6"	2"	RR3-T24S	167.
	30" panel	2"	12"	2"	RR3-T30S	182.
	36" panel	2"	18"	2"	RR3-T36S	194.
	42" panel	2"	24"	2"	RR3-T42S	211.
	48" panel	2"	30"	2"	RR3-T48S	216.



Order Code	
Example: RR3-T24S	
RR3	Reff panel frame raceway
T	Ten wire, 3+3
24	for 24" w panel
S	Single sided raceway

Specification Information

Power rails are the primary power distribution component. Each rail provides outlet mounting position on one side and receptacles for branching power connectors at each end.


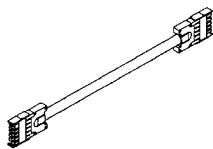


Power rail for 24" wide panel accepts one duplex outlet or one power infeed. Power rails for 30" to 48" wide panels accept two outlets.

Application Notes

Power rails on this page are for use with panels with one side raceway only.

Power connections and duplexes as required to be specified from following pages for 8 or 10 wire as required for panels with either one sided base raceway or both sides with base raceway.

Power distribution components
 2+2 Base Raceway
 four circuit, eight-wire raceway for panels
 power rails and connector

description	type	w	d	h	pattern no.	list price	
	24" panel	6"	2"	2"	RR3-E24	\$132.	
	30" panel	12"	2"	2"	RR3-E30NS	146.	
	36" panel	18"	2"	2"	RR3-E36NS	160.	
	42" panel	24"	2"	2"	RR3-E42NS	167.	
	48" panel	30"	2"	2"	RR3-E48NS	175.	
	60" panel	42"	2"	2"	RR3-E60-4	265.	
	66" panel	48"	2"	2"	RR3-E66-4	279.	
	72" panel	54"	2"	2"	RR3-E72-4	299.	
	Straight	16 1/2"	2"	2"	RR3-EPC24	77.	
		18 1/2"	2"	2"	RR3-EPCS	77.	
		20 1/4"	2"	2"	RR3-EPC	77.	
	Use RR3-EPC24 for straight 24" to 24" wide panel. Use RR3-EPCS for straight 24" to any other width panel and for 30" to 30" wide panels. Use RR3-EPC for all other straight power connection configurations.						
	Through post	19"	2"	2"	RR3-EPCP24	77.	
		21"	2"	2"	RR3-EPCPS	77.	
		22 3/4"	2"	2"	RR3-EPCP	77.	
	Use RR3-EPCP24 for through post 24" to 24" wide panels. Use RR3-EPCPS for through post 24" to any other width panel and for 30" to 30" wide panels. Use RR3-EPCP for all other through post power connection configurations.						
		Circuit A				RR3-DA	36.
		Circuit B				RR3-DB	36.
Circuit X					RR3-DX	36.	
Circuit Y					RR3-DY	36.	
	Circuit X				RR3-DXO	41.	
	Circuit Y				RR3-DYO	41.	
Data Shield	1 pair				RR3-DATSHD	25.	

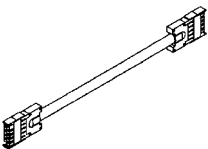
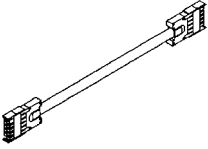
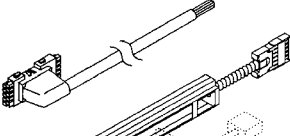
Order Code	Specification Information	Application Notes
Example: RR3-E-24 RR3 Reff raceway E Eight wire 2+2 24 for 24" panel	Reff 2+2 Raceway is a four-circuit, eight-wire modular power distribution system for use in Reff panels. 2+2 Raceway components distribute two 20-amp convenience circuits (A and B) with neutral and ground, and two protected 20-amp circuits (X and Y) with separate neutral and ground. In Canada circuits carry 15 amp load resting. Specify the suffix "RF" after the power rail pattern number for panels manufactured before June 1996.	Power rails are the primary power distribution component of the Reff 2+2 Raceway. Each rail provides outlet mounting positions on both sides and receptacles for two branching power connectors at each end. Center supports permit lay-in cabling from either side of the raceway. Rail for 24" wide panel accepts one duplex outlet or power infeed centered on each side. Rails for 30" to 48" panels accept two outlets (or one outlet and one infeed) on each side. 60", 66" and 72"W panels accept four duplex outlets per side. Duplex outlets are preconfigured to access one of the four circuits, A, B, X, Y, and snap into any standard outlet location. Duplexes on circuits X and Y may be specified in orange to signify protected circuits for electronic equipment.
		Power connectors transmit power between adjacent powered panels. Specify straight power connector for straight connections and through-post power connector when passing in a 90° or straight through a T, X or L post connection. Power connectors are enclosed in steel flexible conduit. *Power connectors must be specified according to the panel widths in the specified orientation. If separation of cabling and electrical wires is required, a data shield can be attached below the power rail. Data Shields are field installed.

Power distribution components

2+2 Base Raceway

four circuit, eight-wire raceway for panels

jumpers and infeed

description	type	w	d	h	pattern no.	list price
	18" panel	38"	2"	2"	RR3-EJ18	\$96.
	20" panel	40"	2"	2"	RR3-EJ20	96.
	24" panel	44"	2"	2"	RR3-EJ24	104.
	30" panel	50"	2"	2"	RR3-EJ30	111.
	36" panel	56"	2"	2"	RR3-EJ36	120.
	42" panel	62"	2"	2"	RR3-EJ42	126.
	48" panel	68"	2"	2"	RR3-EJ48	132.
	54" panel run	76 1/2"	2"	2"	RR3-EJ54P	139.
	60" panel run	82 1/2"	2"	2"	RR3-EJ60P	146.
	66" panel run	88 1/2"	2"	2"	RR3-EJ66P	154.
	72" panel run	94 1/2"	2"	2"	RR3-EJ72P	160.
	78" panel run	100 1/2"	2"	2"	RR3-EJ78P	167.
	84" panel run	106 1/2"	2"	2"	RR3-EJ84P	175.
	90" panel run	112 1/2"	2"	2"	RR3-EJ90P	182.
96" panel run	118 1/2"	2"	2"	RR3-EJ96P	189.	
	18" + post	40 1/2"	2"	2"	RR3-EJ18P	96.
	20" + post	42 1/2"	2"	2"	RR3-EJ20P	96.
	24" + post	46 1/2"	2"	2"	RR3-EJ24P	104.
	30" + post	52 1/2"	2"	2"	RR3-EJ30P	111.
	36" + post	58 1/2"	2"	2"	RR3-EJ36P	120.
	42" + post	64 1/2"	2"	2"	RR3-EJ42P	126.
	48" + post	70 1/2"	2"	2"	RR3-EJ48P	132.
	Ceiling power cable infeed				RR3-EPVR	258.
	Hardwire infeed (NYC) one direction				RR3-EPNY1	194.
	Hardwire infeed (NYC) two directions				RR3-EPNY2	291.
	Panel base end feed				RR3-REPI	230.
	Panel base side infeed				RR3-EPI	230.
	Surge suppressors				RR3-SP-(A,B,X,Y)	167.


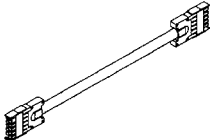


Order Code	Specification Information	Application Notes								
<p>Example: RR3-EPVR</p> <table border="1"> <tr> <td>RR3</td> <td>Reff raceway</td> </tr> <tr> <td>E</td> <td>Eight wire 2+2</td> </tr> <tr> <td>P</td> <td>power infeed</td> </tr> <tr> <td>VR</td> <td>for vertical raceway</td> </tr> </table>	RR3	Reff raceway	E	Eight wire 2+2	P	power infeed	VR	for vertical raceway	<p>Reff 2+2 Raceway is a four-circuit, eight-wire modular power distribution system for use in Reff panels. 2+2 Raceway components distribute two 20-amp convenience circuits (A and B) with neutral and ground, and two 20-amp circuits (X and Y) with separate neutral and ground.</p> <p>For use in Canada, all circuits are CGA rated 15 amp capacity.</p> <p><i>Note:</i> For NYC hardwire infeeds specify bracket height: 4", 5", or 6"H.</p> <p>Beltway panels can use jumpers at the panel base in a straight run or around a corner.</p>	<p>Jumpers pass power through the raceway of panels that do not require power access to the next available power rail. Jumpers only connect to power rails. Jumpers 18" to 48" are available standard or extended. Extended jumpers should be specified when passing through a panel and a post. Jumpers 54" to 96" wide can be used with or without a post application. Extended jumpers and jumpers 54" to 96" wide can only pass through panels and one post.</p> <p>Power infeeds connect building power supply to a cluster of interconnected power rails. Panel base infeed snaps into any outlet position in rail, and includes 6 foot liquid-tight conduit and pigtail for connection to floor or wall electrical box. Ceiling infeeds include up to 13' pigtail for connection</p> <p>into panel base through power pole adjacent to panel with power rail. Power pole and post must be ordered separately.</p> <p>Hardwire infeed, used in all New York City installations, includes junction box that mounts within non-powered panel base (any width 30" or greater). Electrical contractor supplies watertight conduit from building power supply to panel and trims power connectors to length. RR3-EPNY2 includes two power connectors to power panels on both sides of infeed panel; RR3-EPNY1 includes only one power connector.</p> <p>Cable sizes are nominal. Use the "type" column to specify the required cable for your panel.</p>
RR3	Reff raceway									
E	Eight wire 2+2									
P	power infeed									
VR	for vertical raceway									

Power distribution components

3+3 Base Raceway

six circuit, ten-wire raceway for panels

power rails and connectors

description	type	w	d	h	pattern no.	list price	
	24" panel	6"	2"	2"	RR3-T24	\$154.	
	30" panel	12"	2"	2"	RR3-T30NS	167.	
	36" panel	18"	2"	2"	RR3-T36NS	182.	
	42" panel	24"	2"	2"	RR3-T42NS	194.	
	48" panel	30"	2"	2"	RR3-T48NS	202.	
	60" panel	42"	2"	2"	RR3-T60-4	314.	
	66" panel	48"	2"	2"	RR3-T66-4	327.	
	72" panel	54"	2"	2"	RR3-T72-4	349.	
	Straight	16 1/2"	2"	2"	RR3-TPC24	96.	
		18 1/2"	2"	2"	RR3-TPCS	96.	
		20 1/4"	2"	2"	RR3-TPC	96.	
	Use RR3-TPC24 for through post 24" to 24" wide panels. Use RR3-TPCS for through post 24" to any other width panel and for 30" to 30" wide panels. Use RR3-TPC for all other through post power connection configurations.						
	Through post	19"	2"	2"	RR3-TPCP24	96.	
		21"	2"	2"	RR3-TPCPS	96.	
		22 3/4"	2"	2"	RR3-TPCP	96.	
Use RR3-TPCP24 for through post 24" to 24" wide panels. Use RR3-TPCPS for through post 24" to any other width panel and for 30" to 30" wide panels. Use RR3-TPCP for all other through post power connection configurations.							
	Circuit A				RR3-DA	36.	
	Circuit B				RR3-DB	36.	
	Circuit C				RR3-DC	36.	
	Circuit X				RR3-DX	36.	
	Circuit Y				RR3-DY	36.	
	Circuit Z				RR3-DZ	36.	
	Circuit X				RR3-DXO	41.	
	Circuit Y				RR3-DYO	41.	
	Circuit Z				RR3-DZO	41.	
Data Shield	1 pair				RR3-DATSHD	25.	

Order Code

Example: RR3-T-24	
RR3	Reff raceway
T	Ten wire 3+3
24	for 24" panel

Specification Information

Reff 3+3 Raceway is a six-circuit, ten-wire modular power distribution system for use in Reff panels. 3+3 Raceway components distribute three 20-amp convenience circuits (A,B and C) with neutral and ground, and three 20-amp circuits (X, Y and Z) with separate neutral and ground.

A, B, X, Y outlets are identical to eight wire, 2+2 components.

Duplex outlet circuits are designated by white letters on black background.

In Canada, circuits carry a 15 amp load rating.

Note:

Specify the suffix "RF" after the power rail pattern number for panels manufactured before June 1996.

Application Notes

Power rails are the primary power distribution component of the Reff 3+3 Raceway. Each rail provides outlet mounting positions on both sides and receptacles for branching power connectors at each end. Center supports permit lay-in cabling from either side of the raceway.

Rail for 24"W panel accepts one duplex outlet or power infeed one either side. Rails for 30" to 48" panels accept two outlets each side, 60", 66" and 72" rails accept four duplex outlets per side.

*Power connectors must be specified according to the panel widths in the specified orientation.

Power connectors transmit power between adjacent powered panels. Specify straight power connector for straight connections and through-post power connector when passing in a 90° or straight through a T or X or L post connection.

Duplex outlets are preconfigured to access one of the four circuits, A, B, X, Y, and snap into any standard outlet location. Duplexes on circuits X and Y may be specified in orange to signify protected circuits for electronic equipment; all duplexes are black.

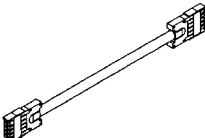
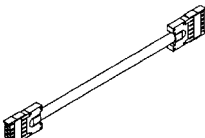
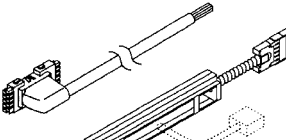
If separation of cabling and electrical wires is required, a data shield can be attached below the power rail. Data Shields are field installed.

Power distribution components

3+3 Base Raceway

six circuit, ten-wire raceway for panels

jumpers and infeed

description	type	w	d	h	pattern no.	list price
	18" panel	38"	2"	2"	RR3-TJ18	\$111.
	20" panel	40"	2"	2"	RR3-TJ20	111.
	24" panel	44"	2"	2"	RR3-TJ24	120.
	30" panel	50"	2"	2"	RR3-TJ30	126.
	36" panel	56"	2"	2"	RR3-TJ36	132.
	42" panel	62"	2"	2"	RR3-TJ42	146.
	48" panel	68"	2"	2"	RR3-TJ48	160.
	54" panel run	76 1/2"	2"	2"	RR3-TJ54P	167.
	60" panel	82 1/2"	2"	2"	RR3-TJ60P	175.
	66" panel run	86 1/2"	2"	2"	RR3-TJ66P	182.
	72" panel run	94 1/2"	2"	2"	RR3-TJ72P	189.
	78" panel run	100 1/2"	2"	2"	RR3-TJ78P	194.
	84" panel run	106 1/2"	2"	2"	RR3-TJ84P	211.
90" panel run	112 1/2"	2"	2"	RR3-TJ90P	216.	
96" panel run	118 1/2"	2"	2"	RR3-TJ96P	222.	
	18" + post	40 1/2"	2"	2"	RR3-TJ18P	111.
	20" + post	46 1/2"	2"	2"	RR3-TJ20P	111.
	24" + post	46 1/2"	2"	2"	RR3-TJ24P	120.
	30" + post	52 1/2"	2"	2"	RR3-TJ30P	126.
	36" + post	58 1/2"	2"	2"	RR3-TJ36P	132.
	42" + post	64 1/2"	2"	2"	RR3-TJ42P	146.
	48" + post	70 1/2"	2"	2"	RR3-TJ48P	160.
	Ceiling power cable infeed				RR3-TPVR	312.
	Hardwire infeed (NYC) one direction **				RR3-TPNY1	222.
	Hardwire infeed (NYC) two directions **				RR3-TPNY2	321.
	Panel base end feed				RR3-RTPI	265.
	Panel base side infeed				RR3-TPI	265.
	Surge suppressors *				RR3-SP-(A, B, C, X, Y, Z)	167.

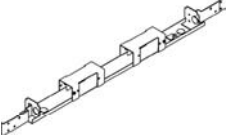
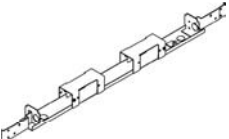
* Select which circuit needs protecting and order the specified surge processor.

** For RR3-TPNY1 and RR3-TPNY2 specify base height of panel for NYC.

Order Code	Specification Information	Application Notes
Example: RR3-TPVR RR3 Reff raceway T Ten wire 3+3 P power infeed VR for vertical raceway	<p>Reff 3+3 Raceway is a six-circuit, ten-wire modular power distribution system for use in Reff panels. 3+3 Raceway components distribute three 20-amp convenience circuits (A, B and C) with neutral and ground, and three 20-amp circuits (X, Y and Z) with separate neutral and ground.</p> <p>In Canada, circuits carry a 15 amp load rating.</p> <p>Power infeeds connect building power supply to a cluster of interconnected power rails. Panel base infeed snaps into any outlet position in rail, and includes 6 foot liquid-tight conduit and pigtail for connection to floor or wall electrical box. Ceiling infeeds include up to 13' pigtail for connection into panel base through standard power pole. Power pole and post must be ordered separately.</p>	<p>Jumpers pass power through the raceway of panels that do not require power access to the next available power rail. Jumpers only connect to power rails. Jumpers 18" to 48" are available standard or extended. Extended jumpers should be specified when passing through a panel and a post. Jumpers 54" to 96" wide can be used with or without a post application. Extended jumpers and jumpers 54" to 96" wide can only pass through panels and one post.</p> <p>Cable sizes are nominal. Use the "type" column to specify the required cable for your panel.</p> <p>Beltway panels can use jumpers at the panel base in a straight run or around a corner.</p>

Power distribution components

Hardwire box

description	type	pattern no.	list
Chicago Hardwire Box 1 Sided 	24" panel	RR3CHI241	\$207.
	30" panel	RR3CHI301	240.
	36" panel	RR3CHI361	259.
	42" panel	RR3CHI421	262.
	48" panel	RR3CHI481	280.
Chicago Hardwire Box 2 Sided 	24" panel	RR3CHI242	214.
	30" panel	RR3CHI302	256.
	36" panel	RR3CHI362	263.
	42" panel	RR3CHI422	267.
	48" panel	RR3CHI482	298.

Order Code


Example: RR3CHI24	
RR3	Reff/AutoStrada raceway G3
CHI	Chicago Hardwire Box
24	For 24" wide panel
1	One sided raceway

Specification Information

Hardwire box is dedicated for panels with raceway either one or two sided, be sure to match to panel specification.

Application Notes

Certified electrician to install.
Reff Hardwire Box
Installation instruction sheet available. Part number 6TR45715.



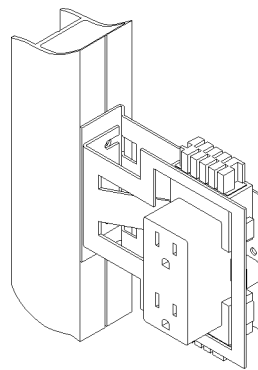
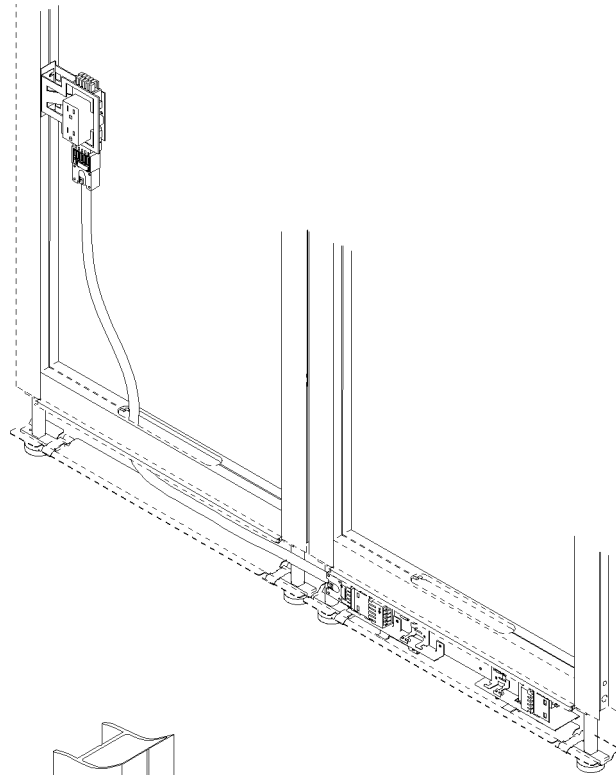
Ported Panel Components

Reff ported panel components offer a cost effective alternative to using beltway panels which will provide users convenient access to data or power outlets at any user defined height on a Reff panel. Ports are one sided and may be installed below a worksurface, at desk height or even within a panel hung overhead storage unit.

Select option "Milled for ported components" when specifying panels. Ports may be added as technology needs change. Ports are field installed on the left or right hand side of a panel's vertical frame in either wood or fabric inserts. Installation instructions will be shipped with each kit, including a template for port placement along the vertical frame.

Panel jumpers are used to connect standard base electrical to the ported panel kit. Jumpers can be specified to connect a port within the same panel or to adjacent panels. Panel jumpers always pass through base raceway. If one port is installed, an additional port may be added within the same panel with an internal power jumper between the two ports. Ports can also be daisy-chained together in adjacent panels. Ported panel components are not available for stackable modules.

The kit includes a bracket set and cover plate and is ordered separately from the modular power components. Specify electrical components as you would for base raceway power then add the ported panel bracket kit, applicable duplexes and power jumpers.

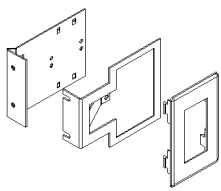
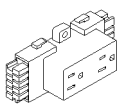


Vertical power port bracket kit and duplex.

AutoStrada Ported Panel Components

port, vertical duplex and panel jumpers

AutoStrada

description	type	pattern no.	list price
 Port	Floating data port	RR3FDP	\$52.
	Vertical Power Port Bracket Kit (includes bracket, cover plate & installation instructions)	RR3VPBK	81.
 Vertical Duplex	Vertical Duplex A (8/10 wire applications)	RR3VDA	27.
	Vertical Duplex B (8/10 wire applications)	RR3VDB	27.
	Vertical Duplex C (10 wire applications)	RR3VDC	27.
	Vertical Duplex X (8/10 wire applications)	RR3VDX	27.
	Vertical Duplex X Iso (8/10 wire applications)	RR3VDXO	27.
	Vertical Duplex Y (8/10 wire applications)	RR3VDY	27.
	Vertical Duplex Y Iso (8/10 wire applications)	RR3VDYO	27.
	Vertical Duplex Z (10 wire applications)	RR3VDZ	27.
Same Panel Jumper, 8w	30" same Panel Jumper 50" 8w	RR3EBVC50	139.
	30" same Panel Jumper 64" 8w	RR3EBVC64	151.
	30" same Panel Jumper 78" 8w	RR3EBVC78	164.
	36" + same Panel Jumper 62" 8w	RR3EBVC62	150.
	36" + same Panel Jumper 76" 8w	RR3EBVC76	163.
	36" + same Panel Jumper 90" 8w	RR3EBVC90	178.
Same Panel Jumper, 10w	30" same Panel Jumper 50" 10w	RR3TBVC50	159.
	30" same Panel Jumper 64" 10w	RR3TBVC64	175.
	30" same Panel Jumper 78" 10w	RR3TBVC78	191.
	36" + same Panel Jumper 62" 10w	RR3TBVC62	171.
	36" + same Panel Jumper 76" 10w	RR3TBVC76	187.
	36" + same Panel Jumper 90" 10w	RR3TBVC90	202.

Panels

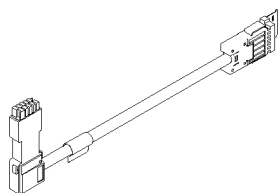
Order Code	Specification Information	Application Note	
Example: RR3VPBK RR3 Reff VP Vertical port BK Bracket kit	For data and communications specify product listed on page 0.	<p>30" same panel jumper only used if there is a harness in base of 30" panel . Length of panel jumper required driven by intended location of port.</p> <p>50" will support port location in extreme top corner of 49"h 64" will support port location in extreme top corner of 64"h 78" will support port location in extreme top corner of 79"h</p> <p>36"+ same panel jumper only used if there is a harness in the base of 36", 42" or 48" panels. Length of panel jumper required driven by intended location of port.</p> <p>62" will support port location in extreme top corner of 49"h 76" will support port location in extreme top corner of 64"h 90" will support port location in extreme top corner of 79"h</p>	<p>If harness is in base of 24" panel you can not jump vertically, must remove harness.</p> <p>A harness for Reff 30" wide panel with raceway on one side will only accept one same panel jumper. A duplex will not fit with the same panel jumper installed in the harness.</p> <p>Internal panel jumper to be used within a panel, between two ports approximate span 48". Both duplex units must be the same circuit for this application.</p> <p>Adjacent Panel Jumpers: 82" is max for 49" high panel 96" is max if panel is 64" high 110" is max if panel is 79" high</p> <p>All covers plates and snap in modules are black.</p>

AutoStrada Ported Panel Components

port, vertical duplex and panel jumpers

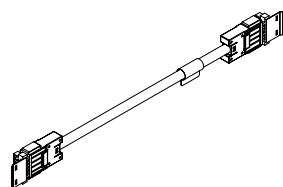
AutoStrada

description	type	pattern no.	list price
Adjacent Panel Jumper, 10w	Adjacent Panel Jumper 110" 10w	RR3TVJ110	\$218.
	Adjacent Panel Jumper 82" 10w	RR3TVJ82	188.
	Adjacent Panel Jumper 96" 10w	RR3TVJ96	204.

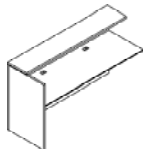


Adjacent Panel Jumper, 8w	Adjacent Panel Jumper 110" 8w	RR3EVJ110	192.
	Adjacent Panel Jumper 82" 8w	RR3EVJ82	167.
	Adjacent Panel Jumper 96" 8w	RR3EVJ96	181.

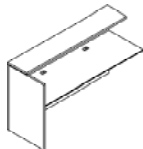
Internal Panel Jumper	Internal Panel Jumper 10 w	RR3TVJ	140.
	Internal Panel Jumper 8 w	RR3EVJ	130.



Order Code	Specification Information	Application Note
Example: RR3VPBK	For data and communications specify product listed on page 0.	<p>30" same panel jumper only used if there is a harness in base of 30" panel . Length of panel jumper required driven by intended location of port.</p> <p>50" will support port location in extreme top corner of 49"h 64" will support port location in extreme top corner of 64"h 78" will support port location in extreme top corner of 79"h</p> <p>36"+ same panel jumper only used if there is a harness in the base of 36", 42" or 48" panels. Length of panel jumper required driven by intended location of port.</p> <p>62" will support port location in extreme top corner of 49"h 76" will support port location in extreme top corner of 64"h 90" will support port location in extreme top corner of 79"h</p>
RR3 Reff		
VP Vertical port		
BK Bracket kit		
		<p>If harness is in base of 24" panel you can not jump vertically, must remove harness.</p> <p>A harness for Reff 30" wide panel with raceway on one side will only accept one same panel jumper. A duplex will not fit with the same panel jumper installed in the harness.</p> <p>Internal panel jumper to be used within a panel, between two ports approximate span 48". Both duplex units must be the same circuit for this application.</p> <p>Adjacent Panel Jumpers: 82" is max for 49" high panel 96" is max if panel is 64" high 110" is max if panel is 79" high</p> <p>All covers plates and snap in modules are black.</p>

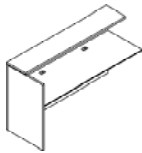
description	type	h*	w*	d	pattern no.	L	M/V1 or V1	M/V2 or V2	M/V3 or V3
 <p>left hand shown, worksurface height fixed 27" h to underside</p>	left hand	42"	42"	26 1/2"	AMB42L424 () () () () () ()	\$1,381.	\$1,722.	\$1,980.	\$2,574.
		42"	48"	26 1/2"	AMB42L484 () () () () () ()	1,438.	1,792.	2,060.	2,679.
		42"	54"	26 1/2"	AMB42L544 () () () () () ()	1,495.	1,862.	2,143.	2,783.
		42"	60"	26 1/2"	AMB42L604 () () () () () ()	1,551.	1,932.	2,223.	2,891.
		42"	66"	26 1/2"	AMB42L664 () () () () () ()	1,608.	2,003.	2,304.	2,995.
		42"	72"	26 1/2"	AMB42L724 () () () () () ()	1,665.	2,073.	2,383.	3,099.
		42"	78"	26 1/2"	AMB42L784 () () () () () ()	1,720.	2,144.	2,465.	3,204.
		42"	84"	26 1/2"	AMB42L844 () () () () () ()	1,776.	2,214.	2,546.	3,310.
		42"	90"	26 1/2"	AMB42L904 () () () () () ()	1,834.	2,283.	2,627.	3,416.
		42"	96"	26 1/2"	AMB42L964 () () () () () ()	1,889.	2,354.	2,708.	3,522.
	right hand	42"	42"	26 1/2"	AMB42R424 () () () () () ()	1,381.	1,722.	1,980.	2,574.
		42"	48"	26 1/2"	AMB42R484 () () () () () ()	1,438.	1,792.	2,060.	2,679.
		42"	54"	26 1/2"	AMB42R544 () () () () () ()	1,495.	1,862.	2,143.	2,783.
		42"	60"	26 1/2"	AMB42R604 () () () () () ()	1,551.	1,932.	2,223.	2,891.
		42"	66"	26 1/2"	AMB42R664 () () () () () ()	1,608.	2,003.	2,304.	2,995.
		42"	72"	26 1/2"	AMB42R724 () () () () () ()	1,665.	2,073.	2,383.	3,099.
		42"	78"	26 1/2"	AMB42R784 () () () () () ()	1,720.	2,144.	2,465.	3,204.
		42"	84"	26 1/2"	AMB42R844 () () () () () ()	1,776.	2,214.	2,546.	3,310.
		42"	90"	26 1/2"	AMB42R904 () () () () () ()	1,834.	2,283.	2,627.	3,416.
		42"	96"	26 1/2"	AMB42R964 () () () () () ()	1,889.	2,354.	2,708.	3,522.

Order Code	Specification Information	Application Notes
Example: AMB42L424GFEV316 V316613AA	To order please specify pattern number including:	
A AutoStrada	1. Hand <i>L = Left hand</i> <i>R = Right hand</i>	7. Finish, surround, top shelf and worksurface front edge <i>Laminate, V1, V2 or V3 finish</i>
M Median	2. Width	8. Finish, worksurface <i>Laminate, V1, V2 or V3 finish</i>
B Binder depth top shelf	3. Depth <i>4 = 26.5" d nominal</i> <i>5 = 32.5" d nominal</i>	9. Finish, Grommet(s) <i>specify painted or plated finish</i>
42 42" high	4. Grommet option <i>G = Grommet(s)</i> <i>N = No grommet(s)</i>	10. Finish, Aluminum trim <i>AA - Anodized aluminum or painted finish option from page 7 excluding silver</i>
L Left hand	5. Face drill option <i>F = face drill for attachment to next unit</i> <i>N = no drill, last unit in run</i>	Order worksurface stiffener for unsupported spans exceeding 48".
42 42" wide	6. End drill option <i>E = end drill gable to attach to bridge</i> <i>N = no drill</i>	*42" h to top of gable; with aluminum trim and top shelf 43.2" h.
4 26.5" d		*Width noted is interior nominal dimension, overall footprint additional 1" nominal.
G Grommet		See page 7 for finish options applicable.
F Face drill gable		Product on this page will accept wood grain laminate where laminate is currently an option. List price for wood grain laminate options will be current published laminate list price plus 10%.
E End drill gable		
V316 Finish, surround, top shelf & worksurface edge		Mixed finish options applicable with V1, V2 or V3 finish surround, top shelf and worksurface front edge with laminate finish worksurface.
V316 Finish, worksurface		Products on this page shipped knocked-down.
613 Finish, grommet		
AA Trim, anodized aluminum		

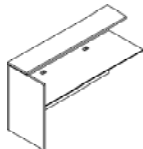
description	type	h*	w*	d	pattern no.	L	M/V1 or V1	M/V2 or V2	M/V3 or V3
 <p>left hand shown, worksurface height fixed 27" h to underside</p>	left hand	42"	42"	32 1/2"	AMB42L425 () () () () ()	\$1,462.	\$1,804.	\$2,076.	\$2,698.
		42"	48"	32 1/2"	AMB42L485 () () () () ()	1,517.	1,874.	2,155.	2,800.
		42"	54"	32 1/2"	AMB42L545 () () () () ()	1,574.	1,943.	2,234.	2,905.
		42"	60"	32 1/2"	AMB42L605 () () () () ()	1,629.	2,011.	2,314.	3,008.
		42"	66"	32 1/2"	AMB42L665 () () () () ()	1,685.	2,081.	2,393.	3,111.
		42"	72"	32 1/2"	AMB42L725 () () () () ()	1,742.	2,149.	2,475.	3,215.
		42"	78"	32 1/2"	AMB42L785 () () () () ()	1,798.	2,219.	2,555.	3,319.
		42"	84"	32 1/2"	AMB42L845 () () () () ()	1,854.	2,289.	2,632.	3,422.
		42"	90"	32 1/2"	AMB42L905 () () () () ()	1,909.	2,357.	2,712.	3,526.
		42"	96"	32 1/2"	AMB42L965 () () () () ()	1,965.	2,426.	2,793.	3,630.
	right hand	42"	42"	32 1/2"	AMB42R425 () () () () ()	1,462.	1,804.	2,076.	2,698.
		42"	48"	32 1/2"	AMB42R485 () () () () ()	1,517.	1,874.	2,155.	2,800.
		42"	54"	32 1/2"	AMB42R545 () () () () ()	1,574.	1,943.	2,234.	2,905.
		42"	60"	32 1/2"	AMB42R605 () () () () ()	1,629.	2,011.	2,314.	3,008.
		42"	66"	32 1/2"	AMB42R665 () () () () ()	1,685.	2,081.	2,393.	3,111.
		42"	72"	32 1/2"	AMB42R725 () () () () ()	1,742.	2,149.	2,475.	3,215.
		42"	78"	32 1/2"	AMB42R785 () () () () ()	1,798.	2,219.	2,555.	3,319.
		42"	84"	32 1/2"	AMB42R845 () () () () ()	1,854.	2,289.	2,632.	3,422.
		42"	90"	32 1/2"	AMB42R905 () () () () ()	1,909.	2,357.	2,712.	3,526.
		42"	96"	32 1/2"	AMB42R965 () () () () ()	1,965.	2,426.	2,793.	3,630.

Order Code	Specification Information	Application Notes
Example: AMB42L425GFEV316 V316613AA	To order please specify pattern number including:	
A AutoStrada	1. Hand <i>L = Left hand R = Right hand</i>	
M Median	2. Width	
B Binder depth top shelf	3. Depth <i>4 = 26.5" d nominal 5 = 32.5" d nominal</i>	
42 42" high	4. Grommet option <i>G = Grommet(s) N = No grommet(s)</i>	
L Left hand	5. Face drill option <i>F = face drill for attachment to next unit N = no drill, last unit in run</i>	
42 42" wide	6. End drill option <i>E = end drill gable to attach to bridge N = no drill</i>	
5 32.5" d	7. Finish, surround, top shelf and worksurface front edge <i>Laminate, V1, V2 or V3 finish</i>	Median end without gable to be attached to a storage anchored cabinet. Optional face drill option is to drill outside face of gable to attach to next median in line, if last unit in run specify no drill. Optional end drill gable option is for attachment to bridge units on page 154, specify no drill if configuration does not include bridge unit.
G Grommet	8. Finish, worksurface <i>Laminate, V1, V2 or V3 finish</i>	
F Face drill gable	9. Finish, Grommet(s) <i>specify painted or plated finish</i>	Mixed finish options applicable with V1, V2 or V3 finish surround, top shelf and worksurface front edge with laminate finish worksurface.
E End drill gable	10. Finish, Aluminum trim <i>AA - Anodized aluminum or painted finish option from page 7 excluding silver</i>	
V316 Finish, surround, top shelf & worksurface edge	Order worksurface stiffener for unsupported spans exceeding 48".	Products on this page shipped knocked-down.
V316 Finish, worksurface	*42" h to top of gable; with aluminum trim and top shelf 43.2" h.	
613 Finish, grommet	*Width noted is interior nominal dimension, overall footprint additional 1" nominal.	
AA Trim, anodized aluminum	See page 7 for finish options applicable.	

Product on this page will accept wood grain laminate where laminate is currently an option. List price for wood grain laminate options will be current published laminate list price plus 10%.

description	type	h*	w*	d	pattern no.	L	M/V1 or V1	M/V2 or V2	M/V3 or V3
 <p>left hand shown, worksurface height fixed 27" h to underside</p>	left hand	42"	42"	26 1/2"	AMG42L424 () () () () ()	\$1,411.	\$1,757.	\$2,020.	\$2,625.
		42"	48"	26 1/2"	AMG42L484 () () () () ()	1,468.	1,828.	2,102.	2,732.
		42"	54"	26 1/2"	AMG42L544 () () () () ()	1,526.	1,900.	2,184.	2,841.
		42"	60"	26 1/2"	AMG42L604 () () () () ()	1,582.	1,970.	2,268.	2,948.
		42"	66"	26 1/2"	AMG42L664 () () () () ()	1,640.	2,043.	2,350.	3,055.
		42"	72"	26 1/2"	AMG42L724 () () () () ()	1,698.	2,115.	2,433.	3,162.
		42"	78"	26 1/2"	AMG42L784 () () () () ()	1,755.	2,185.	2,515.	3,270.
		42"	84"	26 1/2"	AMG42L844 () () () () ()	1,813.	2,257.	2,597.	3,376.
		42"	90"	26 1/2"	AMG42L904 () () () () ()	1,870.	2,328.	2,680.	3,482.
		42"	96"	26 1/2"	AMG42L964 () () () () ()	1,927.	2,400.	2,762.	3,592.
	right hand	42"	42"	26 1/2"	AMG42R424 () () () () ()	1,411.	1,757.	2,020.	2,625.
		42"	48"	26 1/2"	AMG42R484 () () () () ()	1,468.	1,828.	2,102.	2,732.
		42"	54"	26 1/2"	AMG42R544 () () () () ()	1,526.	1,900.	2,184.	2,841.
		42"	60"	26 1/2"	AMG42R604 () () () () ()	1,582.	1,970.	2,268.	2,948.
		42"	66"	26 1/2"	AMG42R664 () () () () ()	1,640.	2,043.	2,350.	3,055.
		42"	72"	26 1/2"	AMG42R724 () () () () ()	1,698.	2,115.	2,433.	3,162.
		42"	78"	26 1/2"	AMG42R784 () () () () ()	1,755.	2,185.	2,515.	3,270.
		42"	84"	26 1/2"	AMG42R844 () () () () ()	1,813.	2,257.	2,597.	3,376.
		42"	90"	26 1/2"	AMG42R904 () () () () ()	1,870.	2,328.	2,680.	3,482.
		42"	96"	26 1/2"	AMG42R964 () () () () ()	1,927.	2,400.	2,762.	3,592.

Order Code	Specification Information	Application Notes
Example: AMG42L424GF316 V316613AA	To order please specify pattern number including:	
A AutoStrada	1. Left or Right hand <i>L = Left hand</i> <i>R = Right hand</i>	7. Finish, surround, top shelf & worksurface edge <i>Laminate, V1, V2 or V3 finish</i>
M Median	2. Width	8. Finish, worksurface <i>Laminate, V1, V2 or V3</i>
G Legal depth top shelf	3. Depth <i>4 = 26.5" d nominal</i> <i>5 = 32.5" d nominal</i>	9. Finish, Grommet(s) <i>specify painted or plated finish</i>
42 42" high	4. Grommet option <i>G = Grommet(s)</i> <i>N = No grommet(s)</i>	10. Finish, Aluminum trim <i>AA - Anodized aluminum or painted finish option from page 7 excluding silver</i>
L Left hand	5. Face drill option <i>F = face drill for attachment to next unit</i> <i>N = no drill, last unit in run</i>	Order worksurface stiffener for unsupported spans exceeding 48". *42" h to top of gable; with aluminum trim and top shelf 43.2" h.
42 42" wide	6. End drill option <i>E = end drill gable to attach to bridge</i> <i>N = no drill</i>	*Width noted is interior nominal dimension, overall footprint additional 1" nominal.
4 26.5" d		See page 7 for finish options applicable.
G Grommet		Product on this page will accept wood grain laminate where laminate is currently an option. List price for wood grain laminate options will be current published laminate list price plus 10%.
F Face drill gable		
E End drill gable		
V316 Finish, surround, top shelf & worksurface edge		Mixed finish options applicable with V1, V2 or V3 finish surround, top shelf and worksurface front edge with laminate finish worksurface.
V316 Finish, worksurface		Product on this page shipped knocked-down.
613 Finish, grommet		
AA Trim, anodized aluminum		

description	type	h*	w*	d	pattern no	L	M/V1 or V1	M/V2 or V2	M/V3 or V3
 <p>left hand shown, worksurface height fixed 27" h to underside</p>	left hand	42"	42"	32 1/2"	AMG42L425 () () () () ()	\$1,492.	\$1,841.	\$2,116.	\$2,751.
		42"	48"	32 1/2"	AMG42L485 () () () () ()	1,548.	1,910.	2,197.	2,856.
		42"	54"	32 1/2"	AMG42L545 () () () () ()	1,606.	1,982.	2,279.	2,962.
		42"	60"	32 1/2"	AMG42L605 () () () () ()	1,663.	2,051.	2,359.	3,070.
		42"	66"	32 1/2"	AMG42L665 () () () () ()	1,719.	2,123.	2,441.	3,174.
		42"	72"	32 1/2"	AMG42L725 () () () () ()	1,776.	2,191.	2,522.	3,278.
		42"	78"	32 1/2"	AMG42L785 () () () () ()	1,834.	2,263.	2,604.	3,385.
		42"	84"	32 1/2"	AMG42L845 () () () () ()	1,890.	2,332.	2,685.	3,492.
		42"	90"	32 1/2"	AMG42L905 () () () () ()	1,948.	2,403.	2,767.	3,596.
		42"	96"	32 1/2"	AMG42L965 () () () () ()	2,004.	2,476.	2,848.	3,704.
	right hand	42"	42"	32 1/2"	AMG42R425 () () () () ()	1,492.	1,841.	2,116.	2,751.
		42"	48"	32 1/2"	AMG42R485 () () () () ()	1,548.	1,910.	2,197.	2,856.
		42"	54"	32 1/2"	AMG42R545 () () () () ()	1,606.	1,982.	2,279.	2,962.
		42"	60"	32 1/2"	AMG42R605 () () () () ()	1,663.	2,051.	2,359.	3,070.
		42"	66"	32 1/2"	AMG42R665 () () () () ()	1,719.	2,123.	2,441.	3,174.
		42"	72"	32 1/2"	AMG42R725 () () () () ()	1,776.	2,191.	2,522.	3,278.
		42"	78"	32 1/2"	AMG42R785 () () () () ()	1,834.	2,263.	2,604.	3,385.
		42"	84"	32 1/2"	AMG42R845 () () () () ()	1,890.	2,332.	2,685.	3,492.
		42"	90"	32 1/2"	AMG42R905 () () () () ()	1,948.	2,403.	2,767.	3,596.
		42"	96"	32 1/2"	AMG42R965 () () () () ()	2,004.	2,476.	2,848.	3,704.

Order Code	Specification Information	Application Notes
Example: AMG42L425GF316 V316613AA	To order please specify pattern number including:	7. Finish, surround, top shelf & worksurface edge <i>Laminate, V1, V2 or V3 finish</i>
A AutoStrada	1. Left or Right hand <i>L = Left hand</i> <i>R = Right hand</i>	8. Finish, worksurface <i>Laminate, V1, V2 or V3</i>
M Median	2. Width	9. Finish, Grommet(s) <i>specify painted or plated finish</i>
G Legal depth top shelf	3. Depth <i>4 = 26.5" d nominal</i> <i>5 = 32.5" d nominal</i>	10. Finish, Aluminum trim <i>AA - Anodized aluminum or painted finish option from page 7 excluding silver</i>
42 42" high	4. Grommet option <i>G = Grommet(s)</i> <i>N = No grommet(s)</i>	Order worksurface stiffener for unsupported spans exceeding 48".
L Left hand	5. Face drill option <i>F = face drill for attachment to next unit</i> <i>N = no drill, last unit in run</i>	*42" h to top of gable; with aluminum trim and top shelf 43.2" h.
42 42" wide	6. End drill option <i>E = end drill gable to attach to bridge</i> <i>N = no drill</i>	*Width noted is interior nominal dimension, overall footprint additional 1" nominal.
5 32.5" d		See page 7 for finish options applicable.
G Grommet		Product on this page will accept wood grain laminate where laminate is currently an option. List price for wood grain laminate options will be current published laminate list price plus 10%.
F Face drill gable		
E End drill gable		
V316 Finish, surround, top shelf & worksurface edge		
V316 Finish, worksurface		
613 Finish, grommet		
AA Trim, anodized aluminum		

description	h*	w*	d	pattern no.	L	M/V1 or V1	M/V2 or V2	M/V3 or V3
Medians with double end gable 42"h x 26.5"d with binder depth top shelf	42"	60"	26.5"	AMB42E604() () () () ()	\$1,907.	\$2,411.	\$2,783.	\$3,621.
	42"	66"	26.5"	AMB42E664() () () () ()	1,963.	2,481.	2,865.	3,726.
	42"	72"	26.5"	AMB42E724() () () () ()	2,019.	2,554.	2,946.	3,830.
	42"	78"	26.5"	AMB42E784() () () () ()	2,076.	2,622.	3,028.	3,934.
	42"	84"	26.5"	AMB42E844() () () () ()	2,133.	2,693.	3,108.	4,041.
	42"	90"	26.5"	AMB42E904() () () () ()	2,188.	2,762.	3,190.	4,146.
	42"	96"	26.5"	AMB42E964() () () () ()	2,246.	2,832.	3,271.	4,252.



Medians with double end gable 42"h x 32.5"d with binder depth top shelf	42"	60"	32.5"	AMB42E605() () () () ()	2,008.	2,518.	2,919.	3,793.
	42"	66"	32.5"	AMB42E665() () () () ()	2,062.	2,585.	2,998.	3,897.
	42"	72"	32.5"	AMB42E725() () () () ()	2,119.	2,656.	3,078.	4,002.
	42"	78"	32.5"	AMB42E785() () () () ()	2,173.	2,724.	3,158.	4,105.
	42"	84"	32.5"	AMB42E845() () () () ()	2,231.	2,795.	3,237.	4,208.
	42"	90"	32.5"	AMB42E905() () () () ()	2,286.	2,864.	3,317.	4,312.
	42"	96"	32.5"	AMB42E965() () () () ()	2,343.	2,931.	3,397.	4,418.


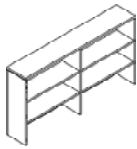
Order Code	Specification Information	Application Notes
Example: AMB42E604GFNEBV316 V316613AA <hr/> A AutoStrada <hr/> M Median <hr/> B Binder depth top shelf <hr/> 42 42" high <hr/> E End gables, both sides <hr/> 60 60" wide <hr/> 4 26.5" d <hr/> G Grommet <hr/> FN Face drill gable, none <hr/> EB End drill gable, both <hr/> V316 Finish, surround, top shelf & worksurface edge <hr/> V316 Finish, worksurface <hr/> 613 Finish, grommet <hr/> AA Trim, anodized aluminum	To order please specify pattern number including: 1. Width 2. Depth <i>4 = 26.5" d nominal</i> <i>5 = 32.5" d nominal</i> 3. Grommet option <i>G = Grommet(s)</i> <i>N = No grommet(s)</i> 4. Face drill option <i>FL = face drill left gable for ganging</i> <i>FR = face drill right gable for ganging</i> <i>FN = face drill none</i> 5. End drill option <i>EL = end drill left gable to attach to bridge</i> <i>ER = end drill right gable to attach to bridge</i> <i>EB = end drill both gables to attach to bridges (applicable 84"w, 90"w and 96"w only)</i> <i>EN = no drill (for freestanding applications)</i>	6. Finish, surround, top shelf and worksurface front edge <i>Laminate, V1, V2 or V3 finish</i> 7. Finish, worksurface <i>Laminate, V1, V2 or V3 finish</i> 8. Finish, Grommet(s) <i>specify painted or plated finish</i> 9. Finish, Aluminum trim <i>AA - Anodized aluminum or painted finish option from page 7 excluding silver</i> Order worksurface stiffener for unsupported spans exceeding 48". *42"h to top of gable; with aluminum trim and top shelf 43.2"h. *Width noted is interior nominal dimension, overall footprint additional 2" nominal. See page 7 for finish options applicable. Product on this page will accept wood grain laminate where laminate is currently an option. List price for wood grain laminate options will be current published laminate list price plus 10%.

description	h*	w*	d	pattern no.	L	M/V1 or V1	M/V2 or V2	M/V3 or V3
Medians with double end gable 42"h x 26.5"d with legal depth top shelf	42"	60"	26.5"	AMG42E604 () () () () ()	\$1,939.	\$2,449.	\$2,829.	\$3,677.
	42"	66"	26.5"	AMG42E664 () () () () ()	1,995.	2,521.	2,911.	3,786.
	42"	72"	26.5"	AMG42E724 () () () () ()	2,053.	2,594.	2,994.	3,893.
	42"	78"	26.5"	AMG42E784 () () () () ()	2,111.	2,664.	3,075.	3,998.
	42"	84"	26.5"	AMG42E844 () () () () ()	2,168.	2,736.	3,158.	4,107.
	42"	90"	26.5"	AMG42E904 () () () () ()	2,226.	2,806.	3,241.	4,214.
	42"	96"	26.5"	AMG42E964 () () () () ()	2,283.	2,880.	3,323.	4,323.

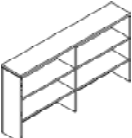
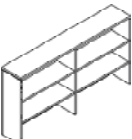


Medians with double end gable 42"h x 32.5"d with legal depth top shelf	42"	60"	32.5"	AMG42E605 () () () () ()	2,039.	2,558.	2,965.	3,855.
	42"	66"	32.5"	AMG42E665 () () () () ()	2,096.	2,628.	3,046.	3,960.
	42"	72"	32.5"	AMG42E725 () () () () ()	2,153.	2,699.	3,128.	4,067.
	42"	78"	32.5"	AMG42E785 () () () () ()	2,211.	2,771.	3,210.	4,172.
	42"	84"	32.5"	AMG42E845 () () () () ()	2,269.	2,841.	3,292.	4,278.
	42"	90"	32.5"	AMG42E905 () () () () ()	2,325.	2,909.	3,373.	4,384.
	42"	96"	32.5"	AMG42E965 () () () () ()	2,381.	2,980.	3,454.	4,489.

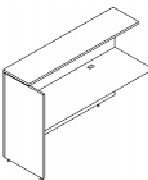
Order Code	Specification Information	Application Notes
Example: AMB42E604GFNEBV316 V316613AA	<i>To order please specify pattern number including:</i>	
A AutoStrada	1. Width	Median with double end gables to be specified for single work station or end of run unit without storage anchored cabinet terminating work space. Optional end drill gable option is for attachment to bridge units on page 154, specify no drill if configuration does not include bridge unit. Mixed finish options applicable with V1, V2 or V3 finish surround, top shelf and worksurface front edge with laminate finish worksurface. Product on this page shipped knocked-down.
M Median	2. Depth 4 = 26.5" d nominal 5 = 32.5" d nominal	
B Binder depth top shelf	3. Grommet option G = Grommet(s) N = No grommet(s)	
42 42" high	4. Face drill option FL = face drill left gable for ganging FR = face drill right gable for ganging FN = face drill none	
E End gables, both sides	5. End drill option EL = end drill left gable to attach to bridge ER = end drill right gable to attach to bridge EB = end drill both gables to attach to bridges (applicable 84"w, 90"w and 96"w only) EN = no drill (for freestanding applications)	
60 60" wide	6. Finish, surround, top shelf and worksurface front edge <i>Laminate, V1, V2 or V3 finish</i>	
4 26.5" d	7. Finish, worksurface <i>Laminate, V1, V2 or V3 finish</i>	
G Grommet	8. Finish, Grommet(s) <i>specify painted or plated finish</i>	
FN Face drill gable, none	9. Finish, Aluminum trim AA - Anodized aluminum or painted finish option from page 7 excluding silver	
EB End drill gable, both	Order worksurface stiffener for unsupported spans exceeding 48".	
V316 Finish, surround, top shelf & worksurface edge	*42"h to top of gable; with aluminum trim and top shelf 43.2"h.	
V316 Finish, worksurface	*Width noted is interior nominal dimension, overall footprint additional 2" nominal.	
613 Finish, grommet	See page 7 for finish options applicable.	
AA Trim, anodized aluminum	Product on this page will accept wood grain laminate where laminate is currently an option. List price for wood grain laminate options will be current published laminate list price plus 10%.	

description	type	h*	w*	d	pattern no.	L	V1	V2	V3
 <p>Storage Median, 42" h w/wood shelves</p> <p><i>center gable only in units 54" w and over</i></p>	binder depth	42"	42"	14"	ASM42WB42 () () ()	\$1,587.	\$1,981.	\$2,276.	\$2,960.
		42"	48"	14"	ASM42WB48 () () ()	1,653.	2,060.	2,369.	3,080.
		42"	54"	14"	ASM42WB54 () () ()	1,809.	2,440.	2,932.	3,813.
		42"	60"	14"	ASM42WB60 () () ()	1,878.	2,531.	3,045.	3,956.
		42"	66"	14"	ASM42WB66 () () ()	1,945.	2,623.	3,156.	4,103.
		42"	72"	14"	ASM42WB72 () () ()	2,014.	2,715.	3,266.	4,246.
		42"	78"	14"	ASM42WB78 () () ()	2,081.	2,806.	3,378.	4,391.
		42"	84"	14"	ASM42WB84 () () ()	2,150.	2,899.	3,490.	4,534.
		42"	90"	14"	ASM42WB90 () () ()	2,218.	2,991.	3,599.	4,679.
		42"	96"	14"	ASM42WB96 () () ()	2,286.	3,082.	3,709.	4,824.
 <p>Storage Median, 42" h w/ metal shelves</p> <p><i>center gable only in units 54" w and over</i></p>	binder depth	42"	42"	14"	ASM42MB42 () () ()	2,190.	2,653.	2,697.	3,236.
		42"	48"	14"	ASM42MB48 () () ()	2,280.	2,761.	2,806.	3,369.
		42"	54"	14"	ASM42MB54 () () ()	2,494.	3,020.	3,475.	4,171.
		42"	60"	14"	ASM42MB60 () () ()	2,587.	3,133.	3,607.	4,325.
		42"	66"	14"	ASM42MB66 () () ()	2,681.	3,247.	3,736.	4,486.
		42"	72"	14"	ASM42MB72 () () ()	2,774.	3,363.	3,869.	4,644.
		42"	78"	14"	ASM42MB78 () () ()	2,868.	3,475.	4,001.	4,801.
		42"	84"	14"	ASM42MB84 () () ()	2,964.	3,589.	4,132.	4,958.
		42"	90"	14"	ASM42MB90 () () ()	3,057.	3,703.	4,262.	5,116.
		42"	96"	14"	ASM42MB96 () () ()	3,151.	3,818.	4,394.	5,274.

Order Code	Specification Information	Application Notes
Example: ASM42WB42FNELV316AA A AutoStrada SM Storage Median 42 42" high W Wood shelves B Binder depth 42 42" wide FN Face drill gable, no EL End drill left gable V316 Finish, Maple AA Trim, anodized aluminum	To order please specify pattern number including: 1. Wood or Metal shelves <i>Embedded in pattern number</i> <i>W = wood shelves</i> <i>M = metal shelves (Two piece extruded assembly)</i> <i>Note: shelf at worksurface height always wood</i> 2. Depth <i>Embedded in pattern number</i> <i>B = Binder depth</i> <i>G = Legal depth</i> 3. Width 4. Face drill option <i>FL = face drill left gable for ganging</i> <i>FR = face drill right gable for ganging</i> <i>FB = face drill both gables for ganging</i> <i>FN = face drill none</i>	5. End drill option <i>EL = end drill left gable to attach to bridge</i> <i>ER = end drill right gable to attach to bridge</i> <i>EB = end drill both gables to attach to bridges (applicable 84" w, 90" w and 96" w only)</i> <i>EN = no drill (for freestanding applications)</i> 6. Finish <i>Laminate, V1, V2 or V3 finish</i> 7. Finish, metal shelves <i>AA - anodized aluminum or painted finish option from page 7 excluding silver</i> 8. Finish, Aluminum trim <i>AA - Anodized aluminum or painted finish option from page 7 excluding silver</i> *42" h to top of gables, with aluminum trim and top shelf 43.2" h. Inside width above, overall footprint additional 2" nominal. See page 7 for finish options applicable. Product on this page will accept wood grain laminate where laminate is currently an option. List price for wood grain laminate options will be current published laminate list price plus 10%.
		Storage medians may be used in free-standing applications alone or multiple units side by side. When specifying side by side applications, be sure to select appropriate face drilling option (see specification option #4) and EN for no end drilling in gables. Storage medians may also be used with bridges on page 154 for creating L shaped work area configurations. When specifying for use with bridges, be sure to specify appropriate end drill option (see specification option #5). Center shelf fixed at 27" h to underside to align with bridge worksurface height and always same material as case (wood or laminate). Bridge units include hardware kit with washers to accommodate connection of 1" thick fixed storage median shelf to 1 1/4" thick bridge worksurface. Product on this page shipped knocked-down.

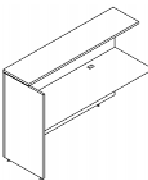
description	type	h*	w*	d	pattern no.	L	V1	V2	V3
 <p>Storage Median, 42" h w/ wood shelves</p> <p><i>center gable only in units 54" w and over</i></p>	legal depth	42"	42"	17"	ASM42WG42 () () ()	\$1,669.	\$2,080.	\$2,390.	\$3,108.
		42"	48"	17"	ASM42WG48 () () ()	1,737.	2,164.	2,489.	3,236.
		42"	54"	17"	ASM42WG54 () () ()	1,900.	2,560.	3,081.	4,005.
		42"	60"	17"	ASM42WG60 () () ()	1,971.	2,658.	3,197.	4,156.
		42"	66"	17"	ASM42WG66 () () ()	2,042.	2,755.	3,314.	4,307.
		42"	72"	17"	ASM42WG72 () () ()	2,114.	2,851.	3,430.	4,459.
		42"	78"	17"	ASM42WG78 () () ()	2,185.	2,948.	3,546.	4,610.
		42"	84"	17"	ASM42WG84 () () ()	2,256.	3,044.	3,662.	4,760.
		42"	90"	17"	ASM42WG90 () () ()	2,328.	3,141.	3,779.	4,913.
		42"	96"	17"	ASM42WG96 () () ()	2,400.	3,237.	3,896.	5,066.
 <p>Storage Median, 42" h w/ metal shelves</p> <p><i>center gable only in units 54" w and over</i></p>	legal depth	42"	42"	17"	ASM42MG42 () () ()	2,300.	2,784.	2,831.	3,397.
		42"	48"	17"	ASM42MG48 () () ()	2,393.	2,900.	2,946.	3,538.
		42"	54"	17"	ASM42MG54 () () ()	2,618.	3,170.	3,649.	4,378.
		42"	60"	17"	ASM42MG60 () () ()	2,717.	3,291.	3,787.	4,543.
		42"	66"	17"	ASM42MG66 () () ()	2,815.	3,409.	3,926.	4,709.
		42"	72"	17"	ASM42MG72 () () ()	2,914.	3,528.	4,062.	4,876.
		42"	78"	17"	ASM42MG78 () () ()	3,012.	3,649.	4,201.	5,040.
		42"	84"	17"	ASM42MG84 () () ()	3,111.	3,770.	4,339.	5,207.
		42"	90"	17"	ASM42MG90 () () ()	3,209.	3,888.	4,476.	5,370.
		42"	96"	17"	ASM42MG96 () () ()	3,309.	4,007.	4,614.	5,538.

Order Code	Specification Information	Application Notes
<p>Example: ASM42WG42FNELV316AA</p> <p>A AutoStrada</p> <p>SM Storage Median</p> <p>42 42" high</p> <p>W Wood shelves</p> <p>G Legal depth</p> <p>42 42" wide</p> <p>FN Face drill gable, no</p> <p>EL End drill left gable</p> <p>V316 Finish, Maple</p> <p>AA Trim, anodized aluminum</p>	<p>To order please specify pattern number including:</p> <p>1. Wood or Metal shelves <i>Embedded in pattern number</i> <i>W = wood shelves</i> <i>M = metal shelves (Two piece extruded assembly)</i> <i>Note: shelf at worksurface height always wood</i></p> <p>2. Depth <i>Embedded in pattern number</i> <i>B = Binder depth</i> <i>G = Legal depth</i></p> <p>3. Width</p> <p>4. Face drill option <i>FL = face drill left gable for ganging</i> <i>FR = face drill right gable for ganging</i> <i>FB = face drill both gables for ganging</i> <i>FN = face drill none</i></p>	<p>5. End drill option <i>EL = end drill left gable to attach to bridge</i> <i>ER = end drill right gable to attach to bridge</i> <i>EB = end drill both gables to attach to bridges (applicable 84" w, 90" w and 96" w only)</i> <i>EN = no drill (for freestanding applications)</i></p> <p>6. Finish <i>Laminate, V1, V2 or V3 finish</i></p> <p>7. Finish, metal shelves <i>AA - Anodized aluminum or painted finish option from page 7 excluding silver</i></p> <p>8. Finish, Aluminum trim <i>AA - Anodized aluminum or painted finish option from page 7 excluding silver</i></p> <p>See page 7 for finish options applicable.</p> <p>*42" h to top of gables, with aluminum trim and top shelf 43.2" h. Inside width above, overall footprint additional 2" nominal.</p> <p>See page 7 for finish options applicable.</p> <p>Product on this page will accept wood grain laminate where laminate is currently an option. List price for wood grain laminate options will be current published laminate list price plus 10%.</p>
		<p>Storage medians may be used in free-standing applications alone or multiple units side by side. When specifying side by side applications, be sure to select appropriate face drilling option (see specification option #4) and EN for no end drilling in gables. Storage medians may also be used with bridges on page 154 for creating L shaped work area configurations. When specifying for use with bridges, be sure to specify appropriate end drill option (see specification option #5).</p> <p>Center shelf fixed at 27" h to underside to align with bridge worksurface height and always same material as case (wood or laminate).</p> <p>Bridge units include hardware kit with washers to accomodate connection of 1" thick fixed storage median shelf to 1 1/4" thick bridge worksurface.</p> <p>Products on this page shipped knocked-down.</p>

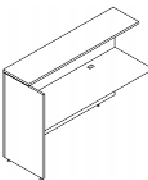
description	type	h*	w*	d	pattern no.	L	M/V1 or V1	M/V2 or V2	M/V3 or V3
 <p>left hand shown, worksurface height fixed 27" h to underside</p>	left hand	49"	42"	26 1/2"	AMBL424 () () () () () ()	\$1,454.	\$1,813.	\$2,084.	\$2,709.
		49"	48"	26 1/2"	AMBL484 () () () () () ()	1,514.	1,886.	2,168.	2,820.
		49"	54"	26 1/2"	AMBL544 () () () () () ()	1,573.	1,960.	2,255.	2,929.
		49"	60"	26 1/2"	AMBL604 () () () () () ()	1,633.	2,033.	2,340.	3,043.
		49"	66"	26 1/2"	AMBL664 () () () () () ()	1,692.	2,108.	2,425.	3,154.
		49"	72"	26 1/2"	AMBL724 () () () () () ()	1,752.	2,181.	2,509.	3,262.
		49"	78"	26 1/2"	AMBL784 () () () () () ()	1,811.	2,256.	2,595.	3,373.
		49"	84"	26 1/2"	AMBL844 () () () () () ()	1,870.	2,330.	2,680.	3,483.
		49"	90"	26 1/2"	AMBL904 () () () () () ()	1,931.	2,403.	2,765.	3,596.
		49"	96"	26 1/2"	AMBL964 () () () () () ()	1,988.	2,478.	2,850.	3,707.
	right hand	49"	42"	26 1/2"	AMBR424 () () () () () ()	1,454.	1,813.	2,084.	2,709.
		49"	48"	26 1/2"	AMBR484 () () () () () ()	1,514.	1,886.	2,168.	2,820.
		49"	54"	26 1/2"	AMBR544 () () () () () ()	1,573.	1,960.	2,255.	2,929.
		49"	60"	26 1/2"	AMBR604 () () () () () ()	1,633.	2,033.	2,340.	3,043.
		49"	66"	26 1/2"	AMBR664 () () () () () ()	1,692.	2,108.	2,425.	3,154.
		49"	72"	26 1/2"	AMBR724 () () () () () ()	1,752.	2,181.	2,509.	3,262.
		49"	78"	26 1/2"	AMBR784 () () () () () ()	1,811.	2,256.	2,595.	3,373.
		49"	84"	26 1/2"	AMBR844 () () () () () ()	1,870.	2,330.	2,680.	3,483.
		49"	90"	26 1/2"	AMBR904 () () () () () ()	1,931.	2,403.	2,765.	3,596.
		49"	96"	26 1/2"	AMBR964 () () () () () ()	1,988.	2,478.	2,850.	3,707.

Order Code	Specification Information	Application Notes
Example: AMBL424GFEV316 V316613AA	To order please specify pattern number including:	Median end without gable to be attached to a storage anchored cabinet. Optional face drill option is to drill outside face of gable to attach to next median in line, if last unit in run specify no drill. Optional end drill gable option is for attachment to bridge units on page 154, specify no drill if configuration does not include bridge unit.
A AutoStrada	1. Hand L = Left hand R = Right hand	
M Median	2. Width	
B Binder depth top shelf	3. Depth 4 = 26.5" d nominal 5 = 32.5" d nominal	
L Left hand	4. Grommet option G = Grommet(s) N = No grommet(s)	
42 42" wide	5. Face drill option F = face drill for attachment to next unit N = no drill, last unit in run	
4 26.5" d	6. End drill option E = end drill gable to attach to bridge N = no drill	
G Grommet	7. Finish, surround, top shelf and worksurface front edge Laminate, V1, V2 or V3 finish	
F Face drill gable	8. Finish, worksurface Laminate, V1, V2 or V3 finish	
E End drill gable	9. Finish, Grommet(s) specify painted or plated finish	
V316 Finish, surround, top shelf & worksurface edge	10. Finish, Aluminum trim AA - Anodized aluminum or painted finish option from page 7 excluding silver	
V316 Finish, worksurface	Order worksurface stiffener for unsupported spans exceeding 48".	Mixed finish options applicable with V1, V2 or V3 finish surround, top shelf and worksurface front edge with laminate finish worksurface.
613 Finish, grommet	*49" h to top of gable; with aluminum trim and top shelf 50.2" h.	Products on this page shipped knocked-down.
AA Trim, anodized aluminum	*Width noted is interior nominal dimension, overall footprint additional 1" nominal.	
	See page 7 for finish options applicable.	

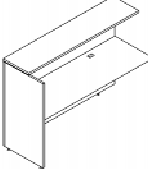
Product on this page will accept wood grain laminate where laminate is currently an option. List price for wood grain laminate options will be current published laminate list price plus 10%.

description	type	h*	w*	d	pattern no.	L	M/V1 or V1	M/V2 or V2	M/V3 or V3
 <p>left hand shown, worksurface height fixed 27"h to underside</p>	left hand	49"	42"	32 1/2"	AMBL425 () () () () () ()	\$1,539.	\$1,899.	\$2,184.	\$2,840.
		49"	48"	32 1/2"	AMBL485 () () () () () ()	1,598.	1,972.	2,268.	2,948.
		49"	54"	32 1/2"	AMBL545 () () () () () ()	1,657.	2,045.	2,352.	3,057.
		49"	60"	32 1/2"	AMBL605 () () () () () ()	1,715.	2,116.	2,437.	3,166.
		49"	66"	32 1/2"	AMBL665 () () () () () ()	1,774.	2,190.	2,520.	3,274.
		49"	72"	32 1/2"	AMBL725 () () () () () ()	1,833.	2,262.	2,604.	3,385.
		49"	78"	32 1/2"	AMBL785 () () () () () ()	1,891.	2,336.	2,689.	3,494.
		49"	84"	32 1/2"	AMBL845 () () () () () ()	1,952.	2,409.	2,771.	3,602.
		49"	90"	32 1/2"	AMBL905 () () () () () ()	2,010.	2,481.	2,855.	3,712.
		49"	96"	32 1/2"	AMBL965 () () () () () ()	2,069.	2,554.	2,940.	3,821.
	right hand	49"	42"	32 1/2"	AMBR425 () () () () () ()	1,539.	1,899.	2,184.	2,840.
		49"	48"	32 1/2"	AMBR485 () () () () () ()	1,598.	1,972.	2,268.	2,948.
		49"	54"	32 1/2"	AMBR545 () () () () () ()	1,657.	2,045.	2,352.	3,057.
		49"	60"	32 1/2"	AMBR605 () () () () () ()	1,715.	2,116.	2,437.	3,166.
		49"	66"	32 1/2"	AMBR665 () () () () () ()	1,774.	2,190.	2,520.	3,274.
		49"	72"	32 1/2"	AMBR725 () () () () () ()	1,833.	2,262.	2,604.	3,385.
		49"	78"	32 1/2"	AMBR785 () () () () () ()	1,891.	2,336.	2,689.	3,494.
		49"	84"	32 1/2"	AMBR845 () () () () () ()	1,952.	2,409.	2,771.	3,602.
		49"	90"	32 1/2"	AMBR905 () () () () () ()	2,010.	2,481.	2,855.	3,712.
		49"	96"	32 1/2"	AMBR965 () () () () () ()	2,069.	2,554.	2,940.	3,821.

Order Code	Specification Information	Application Notes
Example: AMBR425GF316V316613AA	To order please specify pattern number including:	7. Finish, surround, top shelf and worksurface front edge <i>Laminate, V1, V2 or V3 finish</i>
A AutoStrada	1. Hand <i>L = Left hand R = Right hand</i>	8. Finish, worksurface <i>Laminate, V1, V2 or V3 finish</i>
M Median	2. Width	9. Finish, Grommet(s) <i>specify painted or plated finish</i>
B Binder depth top shelf	3. Depth <i>4 = 26.5" d nominal 5 = 32.5" d nominal</i>	10. Finish, Aluminum trim <i>AA - Anodized aluminum or painted finish option from page 7 excluding silver</i>
R Right hand	4. Grommet option <i>G = Grommet(s) N = No grommet(s)</i>	Order worksurface stiffener for unsupported spans exceeding 48". *49"h to top of gable; with aluminum trim and top shelf 50.2"h.
42 42" wide	5. Face drill option <i>F = face drill for attachment to next unit N = no drill, last unit in run</i>	*Width noted is interior nominal dimension, overall footprint additional 1" nominal.
5 32.5" d	6. End drill option <i>E = end drill gable to attach to bridge N = no drill</i>	See page 7 for finish options applicable.
G Grommet		Product on this page will accept wood grain laminate where laminate is currently an option. List price for wood grain laminate options will be current published laminate list price plus 10%.
F Face drill gable		
E End drill gable		
V316 Finish, surround, top shelf & worksurface edge		
V316 Finish, worksurface		
613 Finish, grommet		
AA Trim, anodized aluminum		

description	type	h*	w*	d	pattern no.	L	M/V1 or V1	M/V2 or V2	M/V3 or V3
 <p>left hand shown, worksurface height fixed 27" h to underside</p>	left hand	49"	42"	26 1/2"	AMGL424 () () () () () ()	\$1,484.	\$1,849.	\$2,126.	\$2,763.
		49"	48"	26 1/2"	AMGL484 () () () () () ()	1,545.	1,924.	2,213.	2,877.
		49"	54"	26 1/2"	AMGL544 () () () () () ()	1,606.	2,000.	2,299.	2,990.
		49"	60"	26 1/2"	AMGL604 () () () () () ()	1,666.	2,075.	2,387.	3,104.
		49"	66"	26 1/2"	AMGL664 () () () () () ()	1,727.	2,150.	2,474.	3,216.
		49"	72"	26 1/2"	AMGL724 () () () () () ()	1,786.	2,227.	2,561.	3,328.
		49"	78"	26 1/2"	AMGL784 () () () () () ()	1,847.	2,300.	2,647.	3,442.
		49"	84"	26 1/2"	AMGL844 () () () () () ()	1,908.	2,376.	2,733.	3,554.
		49"	90"	26 1/2"	AMGL904 () () () () () ()	1,968.	2,450.	2,821.	3,666.
		49"	96"	26 1/2"	AMGL964 () () () () () ()	2,029.	2,527.	2,907.	3,781.
	right hand	49"	42"	26 1/2"	AMGR424 () () () () () ()	1,484.	1,849.	2,126.	2,763.
		49"	48"	26 1/2"	AMGR484 () () () () () ()	1,545.	1,924.	2,213.	2,877.
		49"	54"	26 1/2"	AMGR544 () () () () () ()	1,606.	2,000.	2,299.	2,990.
		49"	60"	26 1/2"	AMGR604 () () () () () ()	1,666.	2,075.	2,387.	3,104.
		49"	66"	26 1/2"	AMGR664 () () () () () ()	1,727.	2,150.	2,474.	3,216.
		49"	72"	26 1/2"	AMGR724 () () () () () ()	1,786.	2,227.	2,561.	3,328.
		49"	78"	26 1/2"	AMGR784 () () () () () ()	1,847.	2,300.	2,647.	3,442.
		49"	84"	26 1/2"	AMGR844 () () () () () ()	1,908.	2,376.	2,733.	3,554.
		49"	90"	26 1/2"	AMGR904 () () () () () ()	1,968.	2,450.	2,821.	3,666.
		49"	96"	26 1/2"	AMGR964 () () () () () ()	2,029.	2,527.	2,907.	3,781.

Order Code	Specification Information	Application Notes
Example: AMGL424GFEV316 V316613AA	<i>To order please specify pattern number including:</i>	
A AutoStrada	1. Left or Right hand <i>L = Left hand R = Right hand</i>	7. Finish, surround, top shelf & worksurface edge <i>Laminate, V1, V2 or V3 finish</i>
M Median	2. Width	8. Finish, worksurface <i>Laminate, V1, V2 or V3</i>
G Legal depth top shelf	3. Depth <i>4 = 26.5" d nominal 5 = 32.5" d nominal</i>	9. Finish, Grommet(s) <i>specify painted or plated finish</i>
L Left hand	4. Grommet option <i>G = Grommet(s) N = No grommet(s)</i>	10. Finish, Aluminum trim <i>AA - Anodized aluminum or painted finish option from page 7 excluding silver</i>
42 42" wide	5. Face drill option <i>F = face drill for attachment to next unit N = no drill, last unit in run</i>	Order worksurface stiffener for unsupported spans exceeding 48". *49"h to top of gable; with aluminum trim and top shelf 50.2"h.
4 26.5" d	6. End drill option <i>E = end drill gable to attach to bridge N = no drill</i>	*Width noted is interior nominal dimension, overall footprint additional 1" nominal.
G Grommet		See page 7 for finish options applicable.
F Face drill gable		Product on this page will accept wood grain laminate where laminate is currently an option. List price for wood grain laminate options will be current published laminate list price plus 10%.
E End drill gable		
V316 Finish, surround, top shelf & worksurface edge		Median end without gable to be attached to a storage anchored cabinet. Optional face drill option is to drill outside face of gable to attach to next median in line, if last unit in run specify no drill. Optional end drill gable option is for attachment to bridge units on page 154, specify no drill if configuration does not include bridge unit.
V316 Finish, worksurface		Mixed finish options applicable with V1, V2 or V3 finish surround, top shelf and worksurface front edge with laminate finish worksurface.
613 Finish, grommet		Product on this page shipped knocked-down.
AA Trim, anodized aluminum		

description	type	h*	w*	d	pattern no.	L	M/V1 or V1	M/V2 or V2	M/V3 or V3
 <p>left hand shown, worksurface height fixed 27" h to underside</p>	left hand	49"	42"	32 1/2"	AMGL425 () () () () () ()	\$1,570.	\$1,939.	\$2,228.	\$2,896.
		49"	48"	32 1/2"	AMGL485 () () () () () ()	1,629.	2,011.	2,313.	3,006.
		49"	54"	32 1/2"	AMGL545 () () () () () ()	1,689.	2,086.	2,398.	3,117.
		49"	60"	32 1/2"	AMGL605 () () () () () ()	1,750.	2,160.	2,483.	3,231.
		49"	66"	32 1/2"	AMGL665 () () () () () ()	1,810.	2,234.	2,570.	3,341.
		49"	72"	32 1/2"	AMGL725 () () () () () ()	1,870.	2,307.	2,655.	3,452.
		49"	78"	32 1/2"	AMGL785 () () () () () ()	1,931.	2,382.	2,742.	3,563.
		49"	84"	32 1/2"	AMGL845 () () () () () ()	1,989.	2,456.	2,827.	3,675.
		49"	90"	32 1/2"	AMGL905 () () () () () ()	2,050.	2,529.	2,913.	3,786.
		49"	96"	32 1/2"	AMGL965 () () () () () ()	2,109.	2,606.	2,998.	3,898.
	right hand	49"	42"	32 1/2"	AMGR425 () () () () () ()	1,570.	1,939.	2,228.	2,896.
		49"	48"	32 1/2"	AMGR485 () () () () () ()	1,629.	2,011.	2,313.	3,006.
		49"	54"	32 1/2"	AMGR545 () () () () () ()	1,689.	2,086.	2,398.	3,117.
		49"	60"	32 1/2"	AMGR605 () () () () () ()	1,750.	2,160.	2,483.	3,231.
		49"	66"	32 1/2"	AMGR665 () () () () () ()	1,810.	2,234.	2,570.	3,341.
		49"	72"	32 1/2"	AMGR725 () () () () () ()	1,870.	2,307.	2,655.	3,452.
		49"	78"	32 1/2"	AMGR785 () () () () () ()	1,931.	2,382.	2,742.	3,563.
		49"	84"	32 1/2"	AMGR845 () () () () () ()	1,989.	2,456.	2,827.	3,675.
		49"	90"	32 1/2"	AMGR905 () () () () () ()	2,050.	2,529.	2,913.	3,786.
		49"	96"	32 1/2"	AMGR965 () () () () () ()	2,109.	2,606.	2,998.	3,898.

Order Code	Specification Information	Application Notes
Example: AMGR425GFEV316 V316613AA	<i>To order please specify pattern number including:</i>	
A AutoStrada	1. Left or Right hand <i>L = Left hand</i> <i>R = Right hand</i>	7. Finish, surround, top shelf & worksurface edge <i>Laminate, V1, V2 or V3 finish</i>
M Median	2. Width	8. Finish, worksurface <i>Laminate, V1, V2 or V3</i>
G Legal depth top shelf	3. Depth <i>4 = 26.5" d nominal</i> <i>5 = 32.5" d nominal</i>	9. Finish, Grommet(s) <i>specify painted or plated finish</i>
R Right hand	4. Grommet option <i>G = Grommet(s)</i> <i>N = No grommet(s)</i>	10. Finish, Aluminum trim <i>AA - Anodized aluminum or painted finish option from page 7 excluding silver</i>
42 42" wide	5. Face drill option <i>F = face drill for attachment to next unit</i> <i>N = no drill, last unit in run</i>	Order worksurface stiffener for unsupported spans exceeding 48". *49" h to top of gable; with aluminum trim and top shelf 50.2" h.
5 32.5" d	6. End drill option <i>E = end drill gable to attach to bridge</i> <i>N = no drill</i>	*Width noted is interior nominal dimension, overall footprint additional 1" nominal.
G Grommet		See page 7 for finish options applicable.
F Face drill gable		Product on this page will accept wood grain laminate where laminate is currently an option. List price for wood grain laminate options will be current published laminate list price plus 10%.
E End drill gable		
V316 Finish, surround, top shelf & worksurface edge		Median end without gable to be attached to a storage anchored cabinet. Optional face drill option is to drill outside face of gable to attach to next median in line, if last unit in run specify no drill. Optional end drill gable option is for attachment to bridge units on page 154, specify no drill if configuration does not include bridge unit.
V316 Finish, worksurface		Mixed finish options applicable with V1, V2 or V3 finish surround, top shelf and worksurface front edge with laminate finish worksurface.
613 Finish, grommet		Product on this page shipped knocked-down.
AA Trim, anodized aluminum		

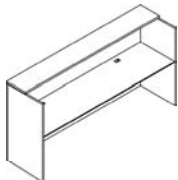
description	h*	w*	d	pattern no.	L	M/V1 or V1	M/V2 or V2	M/V3 or V3
Medians with double end gable	49"	60"	26.5"	AMBE604()	\$2,008.	\$2,538.	\$2,929.	\$3,810.
49"h x 26.5"d with binder depth top shelf	49"	66"	26.5"	AMBE664()	2,067.	2,612.	3,016.	3,922.
	49"	72"	26.5"	AMBE724()	2,125.	2,688.	3,100.	4,031.
	49"	78"	26.5"	AMBE784()	2,185.	2,760.	3,187.	4,141.
	49"	84"	26.5"	AMBE844()	2,244.	2,834.	3,271.	4,254.
	49"	90"	26.5"	AMBE904()	2,303.	2,907.	3,358.	4,365.
	49"	96"	26.5"	AMBE964()	2,364.	2,981.	3,443.	4,475.



Medians with double end gable	49"	60"	32.5"	AMBE605()	2,113.	2,651.	3,072.	3,993.
49"h x 32.5"d with binder depth top shelf	49"	66"	32.5"	AMBE665()	2,171.	2,722.	3,157.	4,103.
	49"	72"	32.5"	AMBE725()	2,231.	2,795.	3,241.	4,212.
	49"	78"	32.5"	AMBE785()	2,288.	2,867.	3,324.	4,321.
	49"	84"	32.5"	AMBE845()	2,349.	2,942.	3,407.	4,429.
	49"	90"	32.5"	AMBE905()	2,406.	3,015.	3,493.	4,539.
	49"	96"	32.5"	AMBE965()	2,465.	3,087.	3,576.	4,651.

Medians

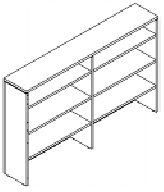
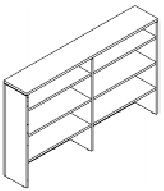
Order Code	Specification Information	Application Notes
Example: AMBE604GFNEBV316 V316613AA	<i>To order please specify pattern number including:</i>	
A AutoStrada	1. Width	
M Median	2. Depth	
B Binder depth top shelf	4 = 26.5" d nominal	
E End gables, both sides	5 = 32.5" d nominal	
60 60" wide	3. Grommet option	
4 26.5" d	G = Grommet(s)	
G Grommet	N = No grommet(s)	
FN Face drill gable, none	4. Face drill option	
EB End drill gable, both	FL = face drill left gable for ganging	
V316 Finish, surround, top shelf & worksurface edge	FR = face drill right gable for ganging	
	FN = face drill none	
V316 Finish, worksurface	5. End drill option	
613 Finish, grommet	EL = end drill left gable to attach to bridge	
AA Trim, anodized aluminum	ER = end drill right gable to attach to bridge	
	EB = end drill both gables to attach to bridges (applicable 84"w, 90"w and 96"w only)	
	EN = no drill (for freestanding applications)	
	6. Finish, surround, top shelf and worksurface front edge	Median with double end gables to be specified for single work station or end of run unit without storage anchored cabinet terminating work space. Optional end drill gable option is for attachment to bridge units on page 154, specify no drill if configuration does not include bridge unit.
	7. Finish, worksurface	Mixed finish options applicable with V1, V2 or V3 finish surround, top shelf and worksurface front edge with laminate finish worksurface.
	8. Finish, Grommet(s)	Product on this page shipped knocked-down.
	9. Finish, Aluminum trim	
	AA - Anodized aluminum or painted finish option from page 7 excluding silver	
	Order worksurface stiffener for unsupported spans exceeding 48".	
	*49"h to top of gable; with aluminum trim and top shelf 50.2"h.	
	*Width noted is interior nominal dimension, overall footprint additional 2" nominal.	
	See page 7 for finish options applicable.	
	Product on this page will accept wood grain laminate where laminate is currently an option.	
	List price for wood grain laminate options will be current published laminate list price plus 10%.	

description	h*	w*	d	pattern no.	L	M/V1 or V1	M/V2 or V2	M/V3 or V3
Medians with double end gable	49"	60"	26.5"	AMGE604() () () () ()	\$2,040.	\$2,578.	\$2,978.	\$3,871.
49"h x 26.5"d with legal depth top shelf	49"	66"	26.5"	AMGE664() () () () ()	2,100.	2,654.	3,064.	3,985.
	49"	72"	26.5"	AMGE724() () () () ()	2,161.	2,730.	3,153.	4,098.
	49"	78"	26.5"	AMGE784() () () () ()	2,222.	2,805.	3,238.	4,209.
	49"	84"	26.5"	AMGE844() () () () ()	2,282.	2,880.	3,324.	4,323.
	49"	90"	26.5"	AMGE904() () () () ()	2,343.	2,955.	3,411.	4,437.
	49"	96"	26.5"	AMGE964() () () () ()	2,403.	3,031.	3,498.	4,550.

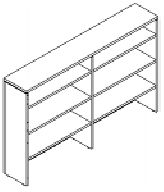
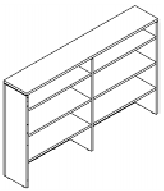
Medians with double end gable	49"	60"	32.5"	AMGE605() () () () ()	2,147.	2,693.	3,121.	4,058.
49"h x 32.5"d with legal depth top shelf	49"	66"	32.5"	AMGE665() () () () ()	2,208.	2,766.	3,206.	4,169.
	49"	72"	32.5"	AMGE725() () () () ()	2,266.	2,841.	3,293.	4,280.
	49"	78"	32.5"	AMGE785() () () () ()	2,326.	2,916.	3,379.	4,391.
	49"	84"	32.5"	AMGE845() () () () ()	2,387.	2,990.	3,464.	4,504.
	49"	90"	32.5"	AMGE905() () () () ()	2,447.	3,062.	3,549.	4,613.
	49"	96"	32.5"	AMGE965() () () () ()	2,506.	3,137.	3,636.	4,726.

Order Code	Specification Information	Application Notes
Example: AMBE604GFNEBV316 V316613AA	<i>To order please specify pattern number including:</i>	
A AutoStrada	1. Width	6. Finish, surround, top shelf and worksurface front edge <i>Laminate, V1, V2 or V3 finish</i>
M Median	2. Depth <i>4 = 26.5" d nominal</i> <i>5 = 32.5" d nominal</i>	7. Finish, worksurface <i>Laminate, V1, V2 or V3 finish</i>
B Binder depth top shelf	3. Grommet option <i>G = Grommet(s)</i> <i>N = No grommet(s)</i>	8. Finish, Grommet(s) <i>specify painted or plated finish</i>
E End gables, both sides	4. Face drill option <i>FL = face drill left gable for ganging</i> <i>FR = face drill right gable for ganging</i> <i>FN = face drill none</i>	9. Finish, Aluminum trim <i>AA - Anodized aluminum or painted finish option from page 7 excluding silver</i>
60 60" wide	5. End drill option <i>EL = end drill left gable to attach to bridge</i> <i>ER = end drill right gable to attach to bridge</i> <i>EB = end drill both gables to attach to bridges (applicable 84"w, 90"w and 96"w only)</i> <i>EN = no drill (for freestanding applications)</i>	Order worksurface stiffener for unsupported spans exceeding 48". *49"h to top of gable; with aluminum trim and top shelf 50.2"h. *Width noted is interior nominal dimension, overall footprint additional 2" nominal. See page 7 for finish options applicable.
4 26.5" d		Product on this page shipped knocked-down.
G Grommet		
FN Face drill gable, none		
EB End drill gable, both		
V316 Finish, surround, top shelf & worksurface edge		
V316 Finish, worksurface		
613 Finish, grommet		
AA Trim, anodized aluminum		

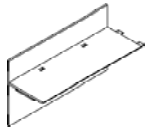
Product on this page will accept wood grain laminate where laminate is currently an option. List price for wood grain laminate options will be current published laminate list price plus 10%.

description	type	h*	w*	d	pattern no.	L	V1	V2	V3	
 <p>center gable only in units 54" w and over</p>	Storage Median, 49"h w/wood shelves	binder depth	49"	42"	14"	ASMWB42 () () ()	\$1,672.	\$2,085.	\$2,395.	\$3,115.
			49"	48"	14"	ASMWB48 () () ()	1,741.	2,168.	2,494.	3,242.
			49"	54"	14"	ASMWB54 () () ()	1,904.	2,568.	3,088.	4,014.
			49"	60"	14"	ASMWB60 () () ()	1,976.	2,664.	3,205.	4,165.
			49"	66"	14"	ASMWB66 () () ()	2,047.	2,761.	3,322.	4,319.
			49"	72"	14"	ASMWB72 () () ()	2,119.	2,858.	3,439.	4,470.
			49"	78"	14"	ASMWB78 () () ()	2,190.	2,955.	3,556.	4,622.
			49"	84"	14"	ASMWB84 () () ()	2,262.	3,051.	3,673.	4,773.
			49"	90"	14"	ASMWB90 () () ()	2,335.	3,149.	3,789.	4,926.
			49"	96"	14"	ASMWB96 () () ()	2,406.	3,244.	3,905.	5,078.
 <p>center gable only in units 54" w and over</p>	Storage Median, 49"h w/ metal shelves	binder depth	49"	42"	14"	ASMMB42 () () ()	2,258.	2,734.	2,780.	3,336.
			49"	48"	14"	ASMMB48 () () ()	2,351.	2,846.	2,893.	3,472.
			49"	54"	14"	ASMMB54 () () ()	2,571.	3,112.	3,582.	4,300.
			49"	60"	14"	ASMMB60 () () ()	2,667.	3,231.	3,719.	4,459.
			49"	66"	14"	ASMMB66 () () ()	2,764.	3,347.	3,852.	4,624.
			49"	72"	14"	ASMMB72 () () ()	2,860.	3,466.	3,989.	4,788.
			49"	78"	14"	ASMMB78 () () ()	2,958.	3,582.	4,124.	4,949.
			49"	84"	14"	ASMMB84 () () ()	3,055.	3,700.	4,260.	5,112.
			49"	90"	14"	ASMMB90 () () ()	3,152.	3,817.	4,394.	5,273.
			49"	96"	14"	ASMMB96 () () ()	3,248.	3,936.	4,530.	5,437.

Order Code	Specification Information	Application Notes
<p>Example: ASMWB42FNELV316AA</p> <p>A AutoStrada</p> <p>SM Storage Median</p> <p>W Wood shelves</p> <p>B Binder depth</p> <p>42 42" wide</p> <p>FN Face drill gable, no</p> <p>EL End drill left gable</p> <p>V316 Finish, Maple</p> <p>AA Trim, anodized aluminum</p>	<p>To order please specify pattern number including:</p> <ol style="list-style-type: none"> 1. Wood or Metal shelves Embedded in pattern number W = wood shelves M = metal shelves (Two piece extruded assembly) Note: shelf at worksurface height always wood 2. Depth Embedded in pattern number B = Binder depth G = Legal depth 3. Width 4. Face drill option FL = face drill left gable for ganging FR = face drill right gable for ganging FB = face drill both gables for ganging FN = face drill none 5. End drill option EL = end drill left gable to attach to bridge ER = end drill right gable to attach to bridge EB = end drill both gables to attach to bridges (applicable 84" w, 90" w and 96" w only) EN = no drill (for freestanding applications) 6. Finish Laminate, V1, V2 or V3 finish 7. Finish, metal shelves AA - anodized aluminum or painted finish option from page 7 excluding silver 8. Finish, Aluminum trim AA - Anodized aluminum or painted finish option from page 7 excluding silver <p>See page 7 for finish options applicable.</p> <p>*49" h to top of gables, with aluminum trim and top shelf 50.2" h. Inside width above, overall footprint additional 2" nominal.</p> <p>See page 7 for finish options applicable.</p> <p>Product on this page will accept wood grain laminate where laminate is currently an option. List price for wood grain laminate options will be current published laminate list price plus 10%.</p>	<p>Storage medians may be used in free-standing applications alone or multiple units side by side. When specifying side by side applications, be sure to select appropriate face drilling option (see specification option #4) and EN for no end drilling in gables. Storage medians may also be used with bridges on page 154 for creating L shaped work area configurations. When specifying for use with bridges, be sure to specify appropriate end drill option (see specification option #5).</p> <p>Center shelf fixed at 27" h to underside to align with bridge worksurface height and always same material as case (wood or laminate). Nominally top shelf 7 1/2" h, other two 13" h.</p> <p>Bridge units include hardware kit with washers to accommodate connection of 1" thick fixed storage median shelf to 1 1/4" thick bridge worksurface.</p> <p>Product on this page shipped knocked-down.</p>

description	type	h*	w*	d	pattern no.	L	V1	V2	V3
 <p>Storage Median, 49"h w/wood shelves</p> <p><i>center gable only in units 54"w and over</i></p>	legal depth	49"	42"	17"	ASMWG42 () () ()	\$1,757.	\$2,189.	\$2,515.	\$3,271.
		49"	48"	17"	ASMWG48 () () ()	1,828.	2,278.	2,619.	3,405.
		49"	54"	17"	ASMWG54 () () ()	2,000.	2,695.	3,243.	4,216.
		49"	60"	17"	ASMWG60 () () ()	2,075.	2,797.	3,366.	4,375.
		49"	66"	17"	ASMWG66 () () ()	2,150.	2,899.	3,489.	4,534.
		49"	72"	17"	ASMWG72 () () ()	2,226.	3,002.	3,610.	4,693.
		49"	78"	17"	ASMWG78 () () ()	2,300.	3,104.	3,734.	4,853.
		49"	84"	17"	ASMWG84 () () ()	2,375.	3,204.	3,855.	5,011.
		49"	90"	17"	ASMWG90 () () ()	2,450.	3,307.	3,978.	5,171.
		49"	96"	17"	ASMWG96 () () ()	2,527.	3,407.	4,102.	5,333.
 <p>Storage Median, 49"h w/ metal shelves</p> <p><i>center gable only in units 54"w and over</i></p>	legal depth	49"	42"	17"	ASMMG42 () () ()	2,371.	2,871.	2,919.	3,503.
		49"	48"	17"	ASMMG48 () () ()	2,467.	2,990.	3,037.	3,647.
		49"	54"	17"	ASMMG54 () () ()	2,698.	3,267.	3,762.	4,513.
		49"	60"	17"	ASMMG60 () () ()	2,800.	3,392.	3,904.	4,684.
		49"	66"	17"	ASMMG66 () () ()	2,902.	3,515.	4,047.	4,855.
		49"	72"	17"	ASMMG72 () () ()	3,004.	3,638.	4,188.	5,026.
		49"	78"	17"	ASMMG78 () () ()	3,105.	3,762.	4,330.	5,196.
		49"	84"	17"	ASMMG84 () () ()	3,207.	3,886.	4,473.	5,368.
		49"	90"	17"	ASMMG90 () () ()	3,309.	4,008.	4,614.	5,537.
		49"	96"	17"	ASMMG96 () () ()	3,411.	4,131.	4,757.	5,708.

Order Code	Specification Information	Application Notes
<p>Example: ASMWG42FNELV316AA</p> <p>A AutoStrada</p> <p>SM Storage Median</p> <p>W Wood shelves</p> <p>G Legal depth</p> <p>42 42" wide</p> <p>FN Face drill gable, no</p> <p>EL End drill left gable</p> <p>V316 Finish, Maple</p> <p>AA Trim, anodized aluminum</p>	<p>To order please specify pattern number including:</p> <p>1. Wood or Metal shelves <i>Embedded in pattern number</i> <i>W = wood shelves</i> <i>M = metal shelves</i> (Two piece extruded assembly) <i>Note: shelf at worksurface height always wood</i></p> <p>2. Depth <i>Embedded in pattern number</i> <i>B = Binder depth</i> <i>G = Legal depth</i></p> <p>3. Width</p> <p>4. Face drill option <i>FL = face drill left gable for ganging</i> <i>FR = face drill right gable for ganging</i> <i>FB = face drill both gables for ganging</i> <i>FN = face drill none</i></p> <p>5. End drill option <i>EL = end drill left gable to attach to bridge</i> <i>ER = end drill right gable to attach to bridge</i> <i>EB = end drill both gables to attach to bridges (applicable 84"w, 90"w and 96"w only)</i> <i>EN = no drill (for freestanding applications)</i></p> <p>6. Finish <i>Laminate, V1, V2 or V3 finish</i></p> <p>7. Finish, metal shelves <i>AA - Anodized aluminum or painted finish option from page 7 excluding silver</i></p> <p>8. Finish, Aluminum trim <i>AA - Anodized aluminum or painted finish option from page 7 excluding silver</i></p> <p>See page 7 for finish options applicable.</p> <p>*49"h to top of gables, with aluminum trim and top shelf 50.2"h. Inside width above, overall footprint additional 2" nominal.</p> <p>See page 7 for finish options applicable.</p> <p>Product on this page will accept wood grain laminate where laminate is currently an option. List price for wood grain laminate options will be current published laminate list price plus 10%.</p>	<p>Storage medians may be used in free-standing applications alone or multiple units side by side. When specifying side by side applications, be sure to select appropriate face drilling option (see specification option #4) and EN for no end drilling in gables. Storage medians may also be used with bridges on page 154 for creating L shaped work area configurations. When specifying for use with bridges, be sure to specify appropriate end drill option (see specification option #5).</p> <p>Center shelf fixed at 27"h to underside to align with bridge worksurface height and always same material as case (wood or laminate). Nominally top shelf 7 1/2"h, other two 13"h.</p> <p>Bridge units include hardware kit with washers to accommodate connection of 1" thick fixed storage median shelf to 1 1/4" thick bridge worksurface.</p> <p>Products on this page shipped knocked-down.</p>

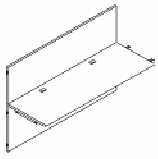
description	h	w	d	pattern no.	L	M/V1 or V1	M/V2 or V2	M/V3 or V3
 <p>Bridge assembly, 42"h includes worksurface</p> <p><i>worksurface height fixed 27"h to underside</i></p>	42"	42"	26 1/2"	AOB4242 () () () ()	\$916.	\$1,143.	\$1,313.	\$1,707.
	42"	48"	26 1/2"	AOB4248 () () () ()	953.	1,188.	1,366.	1,777.
	42"	54"	26 1/2"	AOB4254 () () () ()	992.	1,233.	1,421.	1,847.
	42"	60"	26 1/2"	AOB4260 () () () ()	1,028.	1,282.	1,474.	1,916.
	42"	66"	26 1/2"	AOB4266 () () () ()	1,065.	1,328.	1,529.	1,984.
	42"	72"	26 1/2"	AOB4272 () () () ()	1,103.	1,374.	1,581.	2,056.
	42"	78"	26 1/2"	AOB4278 () () () ()	1,140.	1,421.	1,633.	2,126.

Order Code	Specification Information	Application Notes
Example: AOB4242GDV316V316613	<i>To order please specify pattern number including:</i>	Overall depth is 26.5" nominal
A AutoStrada	1. Width	Product on this page shipped knocked-down.
OB Open Bridge	2. Grommet option <i>G = Grommet(s)</i> <i>N = No grommet(s)</i>	
42 42" high	3. Drill for top shelf option <i>Note: not applicable for window bridges</i>	
42 42" wide	<i>D = drill for top shelf attachment</i> <i>N = no drill for top shelf attachment</i>	Mixed finish options must only be combination of laminate surface with V1 or V2 or V3 back and edge.
G Grommet	4. Finish, back and worksurface edge <i>Laminate, V1, V2 or V3 finish</i>	Optional top shelf for bridge assembly specified separately, refer to page 155. Be sure to specify drill for top shelf if required.
D Drill for top shelf attachment	5. Finish, worksurface <i>Laminate, V1, V2 or V3 finish</i>	
V316 Finish, back panel & edge	6. Finish, Grommet(s) <i>specify painted or plated finish</i>	
V316 Finish, worksurface		
613 Finish, grommet		

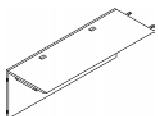
Order worksurface stiffener for unsupported spans exceeding 48".

See page 7 for finish options applicable.

Product on this page will accept wood grain laminate where laminate is currently an option. List price for wood grain laminate options will be current published laminate list price plus 10%.

description	h	w	d	pattern no.	L	M/V1 or V1	M/V2 or V2	M/V3 or V3
 <p>Bridge assembly, 49"h includes worksurface</p>	49"	42"	26 1/2"	AOBS42 () () ()	\$963.	\$1,203.	\$1,382.	\$1,797.
	49"	48"	26 1/2"	AOBS48 () () ()	1,004.	1,250.	1,439.	1,872.
	49"	54"	26 1/2"	AOBS54 () () ()	1,043.	1,298.	1,496.	1,945.
	49"	60"	26 1/2"	AOBS60 () () ()	1,083.	1,349.	1,551.	2,017.
	49"	66"	26 1/2"	AOBS66 () () ()	1,122.	1,398.	1,609.	2,090.
	49"	72"	26 1/2"	AOBS72 () () ()	1,161.	1,446.	1,665.	2,164.
	49"	78"	26 1/2"	AOBS78 () () ()	1,201.	1,496.	1,719.	2,238.

worksurface height fixed 27" h to underside

 <p>Bridge assembly, includes worksurface</p>	28"	42"	26 1/2"	AWBS42 () () ()	902.	1,124.	1,292.	1,679.
	28"	48"	26 1/2"	AWBS48 () () ()	938.	1,168.	1,344.	1,748.
	28"	54"	26 1/2"	AWBS54 () () ()	975.	1,215.	1,398.	1,816.
	28"	60"	26 1/2"	AWBS60 () () ()	1,012.	1,261.	1,449.	1,885.
	28"	66"	26 1/2"	AWBS66 () () ()	1,048.	1,307.	1,502.	1,952.
	28"	72"	26 1/2"	AWBS72 () () ()	1,086.	1,351.	1,556.	2,023.
	28"	78"	26 1/2"	AWBS78 () () ()	1,122.	1,398.	1,609.	2,090.
	28"	84"	26 1/2"	AWBS84 () () ()	1,158.	1,444.	1,662.	2,159.
	28"	90"	26 1/2"	AWBS90 () () ()	1,195.	1,490.	1,713.	2,228.
	28"	96"	26 1/2"	AWBS96 () () ()	1,231.	1,536.	1,766.	2,295.


worksurface height fixed 27" h to underside

Specify with window bridge kits to achieve 49" h

Order Code	Specification Information	Application Notes																		
<p>Example: AOBS42GDV316V316613</p> <table border="1"> <tr><td>A</td><td>AutoStrada</td></tr> <tr><td>OB</td><td>Open Bridge</td></tr> <tr><td>S</td><td>Single</td></tr> <tr><td>42</td><td>42" wide</td></tr> <tr><td>G</td><td>Grommet</td></tr> <tr><td>D</td><td>Drill for top shelf attachment</td></tr> <tr><td>V316</td><td>Finish, back panel & edge</td></tr> <tr><td>V316</td><td>Finish, worksurface</td></tr> <tr><td>613</td><td>Finish, grommet</td></tr> </table>	A	AutoStrada	OB	Open Bridge	S	Single	42	42" wide	G	Grommet	D	Drill for top shelf attachment	V316	Finish, back panel & edge	V316	Finish, worksurface	613	Finish, grommet	<p>To order please specify pattern number including:</p> <ol style="list-style-type: none"> Width Grommet option G = Grommet(s) N = No grommet(s) Drill for top shelf option <i>Note: not applicable for window bridges</i> D = drill for top shelf attachment N = no drill for top shelf attachment Finish, back and worksurface edge Laminate, V1, V2 or V3 finish Finish, worksurface Laminate, V1, V2 or V3 finish Finish, Grommet(s) specify painted or plated finish <p>Order worksurface stiffener for unsupported spans exceeding 48".</p> <p>See page 7 for finish options applicable.</p>	<p>Overall depth is 26.5" nominal</p> <p>Bridge units attach one side to gable end of medians or storage medians, and other end to 26.5" deep storage anchored cabinets. Attachment method is universal, bridge units are not handed.</p> <p>Mixed finish options must only be combination of laminate surface with V1 or V2 or V3 back and edge.</p> <p>Window kit and window trim kit for window bridge assembly specified separately, refer to page 157.</p> <p>Optional top shelf for bridge assembly specified separately, refer to page 155. Be sure to specify drill for top shelf if required.</p>
A	AutoStrada																			
OB	Open Bridge																			
S	Single																			
42	42" wide																			
G	Grommet																			
D	Drill for top shelf attachment																			
V316	Finish, back panel & edge																			
V316	Finish, worksurface																			
613	Finish, grommet																			

Product on this page shipped knocked-down.



Product on this page will accept wood grain laminate where laminate is currently an option. List price for wood grain laminate options will be current published laminate list price plus 10%.

description	thickness	w	d	pattern no.	L	V1	V2	V3
Top shelf for bridge assy to median w/26.5" gable & binder depth top 	1 1/4"	54 7/16"	14"	ATSBA42 () ()	\$274.	\$340.	\$392.	\$511.
	1 1/4"	60 7/16"	14"	ATSBA48 () ()	284.	353.	406.	529.
	1 1/4"	66 7/16"	14"	ATSBA54 () ()	295.	367.	423.	550.
	1 1/4"	72 7/16"	14"	ATSBA60 () ()	307.	381.	439.	570.
	1 1/4"	78 7/16"	14"	ATSBA66 () ()	318.	396.	454.	592.
	1 1/4"	84 7/16"	14"	ATSBA72 () ()	328.	411.	470.	613.
	1 1/4"	90 7/16"	14"	ATSBA78 () ()	340.	423.	487.	633.
Top shelf for bridge assy to median w/26.5" gable & legal depth top	1 1/4"	51 7/16"	14"	ATSBB42 () ()	274.	340.	392.	511.
	1 1/4"	57 7/16"	14"	ATSBB48 () ()	284.	353.	406.	529.
	1 1/4"	63 7/16"	14"	ATSBB54 () ()	295.	367.	423.	550.
	1 1/4"	69 7/16"	14"	ATSBB60 () ()	307.	381.	439.	570.
	1 1/4"	75 7/16"	14"	ATSBB66 () ()	318.	396.	454.	592.
	1 1/4"	81 7/16"	14"	ATSBB72 () ()	328.	411.	470.	613.
	1 1/4"	87 7/16"	14"	ATSBB78 () ()	340.	423.	487.	633.
Top shelf for bridge assy to median w/32.5" gable & binder depth top	1 1/4"	60 7/16"	14"	ATSBC42 () ()	339.	422.	486.	630.
	1 1/4"	66 7/16"	14"	ATSBC48 () ()	351.	438.	504.	656.
	1 1/4"	72 7/16"	14"	ATSBC54 () ()	366.	455.	526.	681.
	1 1/4"	78 7/16"	14"	ATSBC60 () ()	381.	473.	544.	708.
	1 1/4"	84 7/16"	14"	ATSBC66 () ()	394.	491.	564.	734.
	1 1/4"	90 7/16"	14"	ATSBC72 () ()	408.	506.	584.	760.
	1 1/4"	96 7/16"	14"	ATSBC78 () ()	421.	526.	603.	785.
Top shelf for bridge assy to median w/32.5" gable & legal depth top	1 1/4"	57 7/16"	14"	ATSBD42 () ()	339.	422.	486.	630.
	1 1/4"	63 7/16"	14"	ATSBD48 () ()	351.	438.	504.	656.
	1 1/4"	69 7/16"	14"	ATSBD54 () ()	366.	455.	526.	681.
	1 1/4"	75 7/16"	14"	ATSBD60 () ()	381.	473.	544.	708.
	1 1/4"	81 7/16"	14"	ATSBD66 () ()	394.	491.	564.	734.
	1 1/4"	87 7/16"	14"	ATSBD72 () ()	408.	506.	584.	760.
	1 1/4"	93 7/16"	14"	ATSBD78 () ()	421.	526.	603.	785.
Top shelf for bridge assy to storage median	1 1/4"	42"	14"	ATSBE42 () ()	274.	340.	392.	511.
	1 1/4"	48"	14"	ATSBE48 () ()	284.	353.	406.	529.
	1 1/4"	54"	14"	ATSBE54 () ()	295.	367.	423.	550.

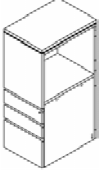
Order Code	Specification Information	Application Notes
Example: ATSBA42V316AA A AutoStrada TS Top Shelf B Bridge A for bridge to median condition A 42 42" wide plus condition A V316 Finish, Maple AA Trim, anodized aluminum	To order please specify pattern number including: 1. Bridge to Median condition <i>A = to 26.5" d median w/binder depth top shelf</i> <i>B = to 26.5" d median w/legal depth top shelf</i> <i>C = to 32.5" d median w/binder depth top shelf</i> <i>D = to 32.5" d median w/legal depth top shelf</i> <i>E = to storage median binder or legal depth</i> 2. Width <i>specify same as corresponding bridge assembly</i> 3. Finish, Shelf <i>Laminate, V1, V2 or V3 finish</i> 4. Finish, Aluminum trim <i>AA - Anodized aluminum or painted finish option from page 7 excluding silver</i>	See page 7 for finish options applicable. Product on this page will accept wood grain laminate where laminate is currently an option. List price for wood grain laminate options will be current published laminate list price plus 10%. Top shelf extends width of bridge assembly plus exposed portion of the median gable where the median gable extends beyond median's top shelf. Top shelf assembly includes aluminum trim to install between bridge assembly and underside of top shelf; and aligns with aluminum trim detail of median or storage median.

description	thickness	w	d	pattern no.	L	V1	V2	V3
Top shelf for bridge assy to storage median	1 1/4"	60"	14"	ATSBE60 ()()	\$307.	\$381.	\$439.	\$570.
	1 1/4"	66"	14"	ATSBE66 ()()	318.	396.	454.	592.
	1 1/4"	72"	14"	ATSBE72 ()()	328.	411.	470.	613.
	1 1/4"	78"	14"	ATSBE78 ()()	340.	423.	487.	633.

Order Code	Specification Information	Application Notes
Example: ATSBA42V316AA A AutoStrada TS Top Shelf B Bridge A for bridge to median condition A 42 42" wide plus condition A V316 Finish, Maple AA Trim, anodized aluminum	<p><i>To order please specify pattern number including:</i></p> <ol style="list-style-type: none"> Bridge to Median condition <i>A = to 26.5" d median w/binder depth top shelf</i> <i>B = to 26.5" d median w/legal depth top shelf</i> <i>C = to 32.5" d median w/binder depth top shelf</i> <i>D = to 32.5" d median w/legal depth top shelf</i> <i>E = to storage median binder or legal depth</i> Width <i>specify same as corresponding bridge assembly</i> Finish, Shelf <i>Laminate, V1, V2 or V3 finish</i> Finish, Aluminum trim <i>AA - Anodized aluminum or painted finish option from page 7 excluding silver</i> 	<p>See page 7 for finish options applicable.</p> <p>Product on this page will accept wood grain laminate where laminate is currently an option. List price for wood grain laminate options will be current published laminate list price plus 10%.</p> <p>Top shelf extends width of bridge assembly plus exposed portion of the median gable where the median gable extends beyond median's top shelf.</p> <p>Top shelf assembly includes aluminum trim to install between bridge assembly and underside of top shelf; and aligns with aluminum trim detail of median or storage median.</p>

description	h	w	pattern no.	clear	architectural	list
Window Bridge Kit 	21"	42"	AWBK42 () () ()	\$689.	\$829.	
	21"	48"	AWBK48 () () ()	744.	893.	
	21"	54"	AWBK54 () () ()	797.	958.	
	21"	60"	AWBK60 () () ()	852.	1,021.	
	21"	66"	AWBK66 () () ()	904.	1,085.	
	21"	72"	AWBK72 () () ()	959.	1,150.	
	21"	78"	AWBK78 () () ()	1,012.	1,215.	
	21"	84"	AWBK84 () () ()	1,066.	1,280.	
	21"	90"	AWBK90 () () ()	1,119.	1,344.	
21"	96"	AWBK96 () () ()	1,173.	1,409.		
Median gable top trim for window to median w/26.5" gable&binder depth top		12"	AMGTTA ()			94.
		9"	AMGTTB ()			79.
	Median gable top trim for window to median w/26.5" gable&legal depth top					
Median gable top trim for window to median w/32.5" gable&binder depth top		18"	AMGTTC ()			115.
Median gable top trim for window to median w/32.5" gable&legal depth top		15"	AMGTTD ()			103.

Order Code	Specification Information	Application Notes
Example: AWBK42EAAGL13AA A AutoStrada W Window BK Bridge kit 42 42" wide E Extruded Aluminum Top Trim AA Finish, window frame GL13 Finish, glass AA Finish, aluminum top trim	To order please specify pattern number including: Window bridge kit: 1. Width <i>Note: Be sure to specify window bridge kit to correspond with width of window bridge assembly</i> 2. Extruded Aluminum Top Trim profile <i>E = default</i> 3. Finish, window frame <i>Paint or Anodized Aluminum</i> 4. Finish, glass <i>TEMP - Clear, tempered</i> <i>GL6 - Block Matrix</i> <i>GL13 - Powder</i> 5. Finish, Aluminum top trim <i>AA - anodized aluminum or painted finish option from page 7 excluding silver</i>	Window bridge kits are for use with window bridge assemblies on page 154. Be sure to include median gable top trim when attaching window bridge assembly and window bridge kit to medians for the appropriate condition of median gable and top shelf. The median gable top trim is an aluminum extrusion which finishes the exposed portion of the median gable and continues a consistent aluminum trim detail from one unit to the next.

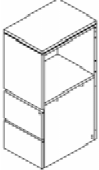
description	hand	h	w	d	pattern no.	L	V1	V2	V3
Storage anchored cabinet, BBF front, open interior side 	left	42"	19"	24"	ACAL4224() () () ()	\$2,918.	\$4,037.	\$4,471.	\$5,810.
		42"	19"	30"	ACAL4230() () () ()	3,142.	4,268.	4,776.	6,211.
		42"	19"	26.5"	ACAL4226() () () ()	3,031.	4,153.	4,624.	6,013.
		42"	19"	32.5"	ACAL4232() () () ()	3,254.	4,384.	4,930.	6,409.
		49"	19"	24"	ACAL4924() () () () ()	2,978.	4,119.	4,561.	5,930.
		49"	19"	30"	ACAL4930() () () () ()	3,206.	4,355.	4,873.	6,338.
		49"	19"	26.5"	ACAL4926() () () () ()	3,092.	4,238.	4,719.	6,135.
		49"	19"	32.5"	ACAL4932() () () () ()	3,320.	4,473.	5,031.	6,540.
		left hand shown, shelf aligns with worksurface at 28 1/4" overall, or 27" h to underside	right	42"	19"	24"	ACAR4224() () () ()	2,918.	4,037.
42"	19"			30"	ACAR4230() () () ()	3,142.	4,268.	4,776.	6,211.
42"	19"			26.5"	ACAR4226() () () ()	3,031.	4,153.	4,624.	6,013.
42"	19"			32.5"	ACAR4232() () () ()	3,254.	4,384.	4,930.	6,409.
49"	19"			24"	ACAR4924() () () () ()	2,978.	4,119.	4,561.	5,930.
49"	19"			30"	ACAR4930() () () () ()	3,206.	4,355.	4,873.	6,338.
49"	19"			26.5"	ACAR4926() () () () ()	3,092.	4,238.	4,719.	6,135.
49"	19"			32.5"	ACAR4932() () () () ()	3,320.	4,473.	5,031.	6,540.

Order Code	Specification Information
Example: ACAL4924NEDWV316AA	To order please specify pattern number including:
A AutoStrada	1. Hand
C Cabinet	L = User's Left
A BBF front, Open interior side	R = User's Right
L Left Hand	2. Height
49 49" high	3. Depth
24 24" deep	24 = 24" deep
N No Shelf	26 = 26.5" deep
E Extruded Aluminum Pull	30 = 30" deep
D Drilled to anchor	32 = 32.5" deep
W Wood interior	4. Shelf option for open interior side
V316 Finish, Maple	42" h do not have shelf options
AA Finish, trim & pull, anodized aluminum	49" h have shelf option

Specification Information	Application Notes
1. Hand	*Upcharge applicable as follows for ACA(L/R)49 and ACB(L/R)49 cabinets:
L = User's Left	Option S upcharge for LV1/V2 or V3 to correspond to shelf to match case;
R = User's Right	Option M upcharge under AA or paint for aluminum metal shelf
2. Height	depth L V1 V3
3. Depth	24" \$ 93 210
24 = 24" deep	26.5" \$ 98 216
26 = 26.5" deep	30" \$102 227
30 = 30" deep	32.5" \$108 232
32 = 32.5" deep	depth V2 V3
4. Shelf option for open interior side	24" \$233 301
42" h do not have shelf options	26.5" \$241 312
49" h have shelf option	30" \$252 329
64" h do not have "no" shelf option, shelf included	32.5" \$260 339
N = No shelf	depth AA or paint
S = Shelf to match case *	24" \$288
M = Two piece extruded aluminum metal shelf assembly *	26.5" \$308
(*upcharge applicable)	30" \$338
Pull	32.5" \$357
E = extruded aluminum pull	42" h - 42" h to below trim, 43.2" h overall
P = extruded aluminum protruding pull	49" h - 49" h to below trim, 50.2" h overall
5. Drill option, applicable only for 24" and 30" deep units	Product on this page will accept wood grain laminate where laminate is currently an option.
D = drilled to anchor to panel or median	List price for wood grain laminate options will be current published laminate list price plus 10%.
F = no drill, freestanding	When planning with medians and bridges (single station or clusters of stations) specify either 26.5" or 32.5" deep storage anchored cabinets for anchoring the median or bridge unit of the same depth. Connection method to medians, median storage or bridges incorporated into product design, no additional hardware required.
6. Interior	
W = wood drawer interior	
M = metal drawer interior, deduct \$100 list	
7. Finish	
Laminate, V1, V2 or V3 finish	
8. Finish, Aluminum trim (trim, M shelf option & pull)	
AA - Anodized aluminum or painted finish option from page 7 excluding silver	

Application Notes
When planning with panels, single station or cluster groups where all workstations within the group are the same direction/hand, then specify 26.5" or 32.5" deep storage anchor cabinet units. When planning multi-station clusters mirroring left hand/right hand or with stations back to back with panel run perpendicular to two cabinets, you then need to specify one 24" d with one 26.5" d or 30" d with one 32.5" d cabinet to go side by side or back to back as the case may be. Brackets to secure cabinets to panel are required, specified separately - see page 173.
24" and 30" deep storage anchored cabinets may be specified for freestanding applications, specify drill option F for freestanding, otherwise connection detail will be exposed.
Cabinets include angle bracket to side support worksurfaces except when drill option "F" for freestanding selected.
Cabinets drilled for locks, keying instructions must accompany order.
See page 7 for finish options applicable.

3rd digit in pattern number indicates storage configuration, see individual pattern groups above for description.

description	hand	h	w	d	pattern no.	L	V1	V2	V3
Storage anchored cabinet, FF front, open interior side 	left	42"	19"	24"	ACBL4224 () () () ()	\$2,501.	\$3,486.	\$3,945.	\$5,128.
		42"	19"	30"	ACBL4230 () () () ()	2,692.	3,684.	4,216.	5,479.
		42"	19"	26.5"	ACBL4226 () () () ()	2,596.	3,585.	4,080.	5,303.
		42"	19"	32.5"	ACBL4232 () () () ()	2,789.	3,785.	4,350.	5,657.
		49"	19"	24"	ACBL4924 () () () () ()	2,553.	3,557.	4,025.	5,233.
		49"	19"	30"	ACBL4930 () () () () ()	2,748.	3,760.	4,303.	5,591.
		49"	19"	26.5"	ACBL4926 () () () () ()	2,650.	3,658.	4,164.	5,411.
		49"	19"	32.5"	ACBL4932 () () () () ()	2,847.	3,861.	4,439.	5,772.
left hand shown, shelf aligns with worksurface at 28 1/2" h overall, or 27" h to underside	right	42"	19"	24"	ACBR4224 () () () ()	2,501.	3,486.	3,945.	5,128.
		42"	19"	30"	ACBR4230 () () () ()	2,692.	3,684.	4,216.	5,479.
		42"	19"	26.5"	ACBR4226 () () () ()	2,596.	3,585.	4,080.	5,303.
		42"	19"	32.5"	ACBR4232 () () () ()	2,789.	3,785.	4,350.	5,657.
		49"	19"	24"	ACBR4924 () () () () ()	2,553.	3,557.	4,025.	5,233.
		49"	19"	30"	ACBR4930 () () () () ()	2,748.	3,760.	4,303.	5,591.
		49"	19"	26.5"	ACBR4926 () () () () ()	2,650.	3,658.	4,164.	5,411.
		49"	19"	32.5"	ACBR4932 () () () () ()	2,847.	3,861.	4,439.	5,772.

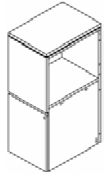
Order Code	Specification Information
Example: ACAL4924NEDWV316AA	To order please specify pattern number including:
A AutoStrada	1. Hand
C Cabinet	L = User's Left
A BBF front, Open interior side	R = User's Right
L Left Hand	2. Height
49 49" high	3. Depth
24 24" deep	24 = 24" deep
N No Shelf	26 = 26.5" deep
E Extruded Aluminum Pull	30 = 30" deep
D Drilled to anchor	32 = 32.5" deep
W Wood interior	4. Shelf option for open interior side
V316 Finish, Maple	42" h do not have shelf options
AA Finish, trim & pull, anodized aluminum	49" h have shelf option

Specification Information	Application Notes
1. Hand	*Upcharge applicable as follows for ACA(L/R)49 and ACB(L/R)49 cabinets:
L = User's Left	Option S upcharge for L/V1/V2 or V3 to correspond to shelf to match case;
R = User's Right	Option M upcharge under AA or paint for aluminum metal shelf
2. Height	
3. Depth	depth L V1
24 = 24" deep	24" \$ 93 210
26 = 26.5" deep	26.5" \$ 98 216
30 = 30" deep	30" \$102 227
32 = 32.5" deep	32.5" \$108 232
4. Shelf option for open interior side	depth V2 V3
42" h do not have shelf options	24" \$233 301
49" h have shelf option	26.5" \$241 312
64" h do not have "no" shelf option, shelf included	30" \$252 329
N = No shelf	32.5" \$260 339
S = Shelf to match case *	depth AA or paint
M = Two piece extruded aluminum metal shelf assembly * (*upcharge applicable)	24" \$288
	26.5" \$308
	30" \$338
	32.5" \$357
Pull	42" h - 42" h to below trim, 43.2" h overall
E = extruded aluminum pull	49" h - 49" h to below trim, 50.2" h overall
P = extruded aluminum protruding pull	
5. Drill option, applicable only for 24" and 30" deep units	Product on this page will accept wood grain laminate where laminate is currently an option.
D = drilled to anchor to panel or median	List price for wood grain laminate options will be current published laminate list price plus 10%.
F = no drill, freestanding	
6. Interior	When planning with medians and bridges (single station or clusters of stations) specify either 26.5" or 32.5" deep storage anchored cabinets for anchoring the median or bridge unit of the same depth. Connection method to medians, median storage or bridges incorporated into product design, no additional hardware required.
W = wood drawer interior	
M = metal drawer interior, deduct \$100 list	
7. Finish	
Laminate, V1, V2 or V3 finish	
8. Finish, Aluminum trim (trim, M shelf option & pull)	
AA - Anodized aluminum or painted finish option from page 7 excluding silver	

Application Notes
When planning with panels, single station or cluster groups where all workstations within the group are the same direction/hand, then specify 26.5" or 32.5" deep storage anchor cabinet units. When planning multi-station clusters mirroring left hand/right hand or with stations back to back with panel run perpendicular to two cabinets, you then need to specify one 24" d with one 26.5" d or 30" d with one 32.5" d cabinet to go side by side or back to back as the case may be. Brackets to secure cabinets to panel are required, specified separately - see page 173.
24" and 30" deep storage anchored cabinets may be specified for freestanding applications, specify drill option F for freestanding, otherwise connection detail will be exposed.
Cabinets include angle bracket to side support worksurfaces except when drill option "F" for freestanding selected.
Cabinets drilled for locks, keying instructions must accompany order.
See page 7 for finish options applicable.

3rd digit in pattern number indicates storage configuration, see individual pattern groups above for description.

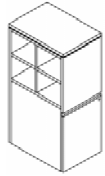
description	hand	h	w	d	pattern no.	L	V1	V2	V3
Storage anchored cabinet, Hinged Door front, open interior side	left	42"	19"	24"	ACCL4224 () () () ()	\$2,085.	\$2,905.	\$3,289.	\$4,271.
		42"	19"	30"	ACCL4230 () () () ()	2,244.	3,071.	3,513.	4,568.
		42"	19"	26.5"	ACCL4226 () () () ()	2,164.	2,987.	3,400.	4,421.
		42"	19"	32.5"	ACCL4232 () () () ()	2,324.	3,154.	3,626.	4,712.
		49"	19"	24"	ACCL4924 () () () ()	2,127.	2,964.	3,356.	4,358.
		49"	19"	30"	ACCL4930 () () () ()	2,290.	3,133.	3,585.	4,660.
		49"	19"	26.5"	ACCL4926 () () () ()	2,209.	3,047.	3,470.	4,511.
		49"	19"	32.5"	ACCL4932 () () () ()	2,371.	3,219.	3,699.	4,808.
left hand shown, shelf aligns with worksurface at 28 1/2" h overall, or 27" h to underside	right	42"	19"	24"	ACCR4224 () () () ()	2,085.	2,905.	3,289.	4,271.
		42"	19"	30"	ACCR4230 () () () ()	2,244.	3,071.	3,513.	4,568.
		42"	19"	26.5"	ACCR4226 () () () ()	2,164.	2,987.	3,400.	4,421.
		42"	19"	32.5"	ACCR4232 () () () ()	2,324.	3,154.	3,626.	4,712.
		49"	19"	24"	ACCR4924 () () () ()	2,127.	2,964.	3,356.	4,358.
		49"	19"	30"	ACCR4930 () () () ()	2,290.	3,133.	3,585.	4,660.
		49"	19"	26.5"	ACCR4926 () () () ()	2,209.	3,047.	3,470.	4,511.
		49"	19"	32.5"	ACCR4932 () () () ()	2,371.	3,219.	3,699.	4,808.



Order Code	Specification Information	Application Notes
Example: ACCL4924NEDV316AA	To order please specify pattern number including:	*Upcharge applicable as follows for ACC(L/R)49 units on this page: For option S upcharge for L/V1/V2 or V3 to correspond to shelf to match case; option M upcharge under AA or paint for aluminum metal shelf
A AutoStrada	1. Hand L = User's Left R = User's Right	When planning with panels, single station or cluster groups where all workstations within the group are the same direction/hand, then specify 26.5" or 32.5" deep storage anchor cabinet units. When planning multi-station clusters mirroring left hand/right hand or with stations back to back with panel run perpendicular to two cabinets, you then need to specify one 24" d with one 26.5" d or 30" d with one 32.5" d cabinet to go side by side or back to back as the case may be. Brackets to secure cabinets to panel are required, specified separately - see page 173.
C Cabinet	2. Height	
C HD front, Open interior side	3. Depth 24 = 24" deep 30 = 30" deep 26 = 26.5" deep 32 = 32.5" deep	depth L V1 V2 V3 24" \$ 93 210 26.5" \$ 98 216 30" \$102 227 32.5" \$108 232
L Left Hand	4. Shelf option for open interior side 42" h do not have shelf options 49" h have shelf option 64" h do not have "no" shelf option, shelf included	depth V2 V3 24" \$233 301 26.5" \$241 312 30" \$252 329 32.5" \$260 339
49 49" high	N = No shelf S = Shelf to match case * M = Two piece extruded aluminum metal shelf assembly * (*upcharge applicable)	depth AA or paint 24" \$288 26.5" \$308 30" \$338 32.5" \$357
24 24" deep	Pull E = extruded aluminum pull P = extruded aluminum protruding pull	42" h - 42" h to below trim, 43.2" h overall 49" h - 49" h to below trim, 50.2" h overall
N No Shelf	5. Drill option applicable only for 24" and 30" deep units D = drilled to anchor to panel or median F = no drill, freestanding	Product on this page will accept wood grain laminate where laminate is currently an option. List price for wood grain laminate options will be current published laminate list price plus 10%.
E Extruded Aluminum Pull	6. Finish Laminate, V1, V2 or V3 finish	When planning with medians and bridges (single station or clusters of stations) specify either 26.5" or 32.5" deep storage anchored cabinets for anchoring the median or bridge unit of the same depth. Connection method to medians, median storage or bridges incorporated into product design, no additional hardware required.
D Drilled to anchor	7. Finish, Aluminum trim (trim M shelf option & pull) AA - Anodized aluminum or painted finish option from page 7 excluding silver	Cabinets include angle bracket to side support worksurfaces except when drill option "F" for freestanding selected. Cabinets drilled for locks, keying instructions must accompany order. See page 7 for finish options applicable.
V316 Finish, Maple		
AA Finish, trim & pull, anodized aluminum		

3rd digit in pattern number indicates storage configuration, see individual pattern groups above for description.

description	hand	h	w	d	pattern no.	L	V1	V2	V3
Storage anchored cabinet, Hinged Door front, open side	left	49"	19"	24"	ACDL4924 () () () ()	\$2,403.	\$3,348.	\$3,790.	\$4,927.
		49"	19"	30"	ACDL4930 () () () ()	2,587.	3,540.	4,052.	5,265.
		49"	19"	26.5"	ACDL4926 () () () ()	2,495.	3,444.	3,921.	5,096.
		49"	19"	32.5"	ACDL4932 () () () ()	2,680.	3,637.	4,179.	5,435.
	right	49"	19"	24"	ACDR4924 () () () ()	2,403.	3,348.	3,790.	4,927.
		49"	19"	30"	ACDR4930 () () () ()	2,587.	3,540.	4,052.	5,265.
		49"	19"	26.5"	ACDR4926 () () () ()	2,495.	3,444.	3,921.	5,096.
		49"	19"	32.5"	ACDR4932 () () () ()	2,680.	3,637.	4,179.	5,435.

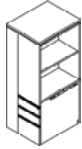


left hand shown, shelf aligns with worksurface at 28 1/4" h overall, or 27" h to underside

Order Code	Specification Information	Application Notes
Example: ACCL4924NEDV316AA	To order please specify pattern number including:	*Upcharge applicable as follows for ACC(L/R)49 units on this page: For option S upcharge for L/V1/V2 or V3 to correspond to shelf to match case; option M upcharge under AA or paint for aluminum metal shelf
A AutoStrada	1. Hand L = User's Left R = User's Right	
C Cabinet	2. Height	
C HD front, Open interior side	3. Depth 24 = 24" deep 30 = 30" deep 26 = 26.5" deep 32 = 32.5" deep	depth L V1 V2 V3 24" \$ 93 210 26.5" \$ 98 216 30" \$102 227 32.5" \$108 232
L Left Hand	4. Shelf option for open interior side 42" h do not have shelf options 49" h have shelf option 64" h do not have "no" shelf option, shelf included	depth V2 V3 24" \$233 301 26.5" \$241 312 30" \$252 329 32.5" \$260 339
49 49" high	N = No shelf S = Shelf to match case * M = Two piece extruded aluminum metal shelf assembly * (*upcharge applicable)	depth AA or paint 24" \$288 26.5" \$308 30" \$338 32.5" \$357
24 24" deep	Pull E = extruded aluminum pull P = extruded aluminum protruding pull	42" h - 42" h to below trim, 43.2" h overall 49" h - 49" h to below trim, 50.2" h overall
N No Shelf	5. Drill option applicable only for 24" and 30" deep units D = drilled to anchor to panel or median F = no drill, freestanding	Product on this page will accept wood grain laminate where laminate is currently an option. List price for wood grain laminate options will be current published laminate list price plus 10%.
E Extruded Aluminum Pull	6. Finish Laminate, V1, V2 or V3 finish	When planning with panels, single station or cluster groups where all workstations within the group are the same direction/hand, then specify 26.5" or 32.5" deep storage anchor cabinet units. When planning multi-station clusters mirroring left hand/right hand or with stations back to back with panel run perpendicular to two cabinets, you then need to specify one 24" d with one 26.5" d or 30" d with one 32.5" d cabinet to go side by side or back to back as the case may be. Brackets to secure cabinets to panel are required, specified separately - see page 173.
D Drilled to anchor	7. Finish, Aluminum trim (trim M shelf option & pull) AA - Anodized aluminum or painted finish option from page 7 excluding silver	24" and 30" deep storage anchored cabinets may be specified for freestanding applications, specify drill option F for freestanding, otherwise connection detail will be exposed. Cabinets include angle bracket to side support worksurfaces except when drill option "F" for freestanding selected. Cabinets drilled for locks, keying instructions must accompany order. See page 7 for finish options applicable.
V316 Finish, Maple		
AA Finish, trim & pull, anodized aluminum		

3rd digit in pattern number indicates storage configuration, see individual pattern groups above for description.

description	h	w	d	pattern no.	L	V1	V2	V3
Storage anchored cabinet, wardrobe and BBF front, open interior side	42"	24"	24"	ACWJ(L/R)4224() () () ()	\$3,742.	\$5,231.	\$5,689.	\$7,397.
	42"	24"	30"	ACWJ(L/R)4230() () () ()	4,030.	5,532.	6,077.	7,910.
	42"	24"	26.5"	ACWJ(L/R)4226() () () ()	3,884.	5,382.	5,885.	7,655.
	42"	24"	32.5"	ACWJ(L/R)4232() () () ()	4,172.	5,682.	6,275.	8,160.
	49"	24"	24"	ACWJ(L/R)4924() () () () ()	3,809.	5,326.	5,795.	7,534.
	49"	24"	30"	ACWJ(L/R)4930() () () () ()	4,103.	5,633.	6,189.	8,055.
	49"	24"	26.5"	ACWJ(L/R)4926() () () () ()	3,955.	5,479.	5,994.	7,797.
	49"	24"	32.5"	ACWJ(L/R)4932() () () () ()	4,247.	5,786.	6,390.	8,311.
	64"	24"	24"	ACWJ(L/R)6424() () () () ()	3,881.	5,420.	5,960.	7,787.
	64"	24"	30"	ACWJ(L/R)6430() () () () ()	4,180.	5,732.	6,367.	8,327.
	64"	24"	26.5"	ACWJ(L/R)6426() () () () ()	4,030.	5,575.	6,165.	8,060.
	64"	24"	32.5"	ACWJ(L/R)6432() () () () ()	4,327.	5,887.	6,573.	8,591.

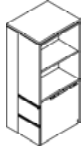


64" h left hand shown, shelf aligns with work surface at 28 1/4" overall, or 27" h to underside

Order Code	Specification Information	Application Notes
Example: ACWJL4924NEDWV316AA	To order please specify pattern number including:	*Upcharge applicable as follows
A AutoStrada	1. Hand L = User's Left R = User's Right	49" h and 64" h only: Option S upcharge for L/V1/V2 or V3 to correspond to shelf to match case
C Cabinet	2. Height	depth L V1
WJ Wardrobe/ BBF Front, Side Open	3. Depth	24" \$ 93 210
L Left Hand	24 = 24" deep	26.5" \$ 98 216
49 49" high	26 = 26.5" deep	30" \$102 227
24 24" deep	30 = 30" deep	32.5" \$108 232
N No Shelf	32 = 32.5" deep	depth V2 V3
E Extruded Aluminum Pull	4. Shelf option for open interior side	24" \$233 301
D Drilled to anchor	42" h do not have shelf options	26.5" \$241 312
W Wood interior	49" h have shelf option	30" \$252 329
V316 Finish, Maple	64" h do not have "no" shelf option, shelf included	32.5" \$260 339
AA Finish, trim & pull, anodized aluminum	N = No shelf	49" and 64" h: Option M upcharge under AA or paint for aluminum metal shelf
	S = Shelf to match case *	depth AA or paint
	M = Two piece extruded aluminum metal shelf assembly * (*upcharge applicable)	24" \$288
	5. Pull	26.5" \$308
	E = extruded aluminum pull	30" \$338
	P = extruded aluminum protruding pull	32.5" \$357
	6. Drill option, applicable only for 24" and 30" deep units	Product on this page will accept wood grain laminate where laminate is currently an option.
	D = drilled to anchor to panel or median	List price for wood grain laminate options will be current published laminate list price plus 10%.
	F = no drill, freestanding	Specify either 26.5" or 32.5" deep storage anchored cabinets for anchoring median or bridge units of the same depth. Connection method to medians, median storage or bridges incorporated into product design, no additional hardware required.
	7. Interior	
	W = wood drawer interior	
	M = metal drawer interior, deduct \$100 list	
	8. Finish	
	Laminate, V1, V2 or V3 finish	
	9. Finish, Aluminum trim (trim, M shelf option & pull)	
	AA - Anodized aluminum or painted finish option from page 7 excluding silver	
		When planning with panels, single station or cluster groups where all workstations within the group are the same direction/hand, then specify 26.5" or 32.5" deep storage anchor cabinet units. When planning multi-station clusters mirroring left hand/right hand or with stations back to back with panel run perpendicular to two cabinets, you then need to specify one 24" d with one 26.5" d or 30" d with one 32.5" d cabinet to go side by side or back to back as the case may be. Brackets to secure cabinets to panel are required, specified separately - see page 173.
		24" and 30" deep storage anchored cabinets may be specified for freestanding applications, specify drill option F for freestanding, otherwise connection detail will be exposed.
		Cabinets include angle bracket to side support work surfaces except when drill option "F" for freestanding selected.
		Cabinets drilled for locks, keying instructions must accompany order.
		See page 7 for finish options applicable.

3rd and 4th digit in pattern number indicates storage configuration, see individual pattern groups above for description.

description	h	w	d	pattern no.	L	V1	V2	V3
Storage anchored cabinet, wardrobe and FF front, open interior side	42"	24"	24"	ACWK(L/R)4224() () () ()	\$3,324.	\$4,679.	\$5,164.	\$6,715.
	42"	24"	30"	ACWK(L/R)4230() () () ()	3,580.	4,948.	5,518.	7,177.
	42"	24"	26.5"	ACWK(L/R)4226() () () ()	3,452.	4,813.	5,341.	6,948.
	42"	24"	32.5"	ACWK(L/R)4232() () () ()	3,707.	5,082.	5,694.	7,406.
	49"	24"	24"	ACWK(L/R)4924() () () ()	3,392.	4,776.	5,270.	6,852.
	49"	24"	30"	ACWK(L/R)4930() () () ()	3,653.	5,050.	5,630.	7,323.
	49"	24"	26.5"	ACWK(L/R)4926() () () ()	3,522.	4,912.	5,451.	7,089.
	49"	24"	32.5"	ACWK(L/R)4932() () () ()	3,783.	5,186.	5,810.	7,558.
	64"	24"	24"	ACWK(L/R)6424() () () ()	3,464.	4,869.	5,435.	7,105.
	64"	24"	30"	ACWK(L/R)6430() () () ()	3,729.	5,148.	5,807.	7,595.
	64"	24"	26.5"	ACWK(L/R)6426() () () ()	3,596.	5,008.	5,621.	7,352.
	64"	24"	32.5"	ACWK(L/R)6432() () () ()	3,863.	5,287.	5,993.	7,838.

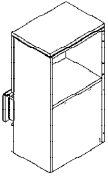


64" h left hand shown, shelf aligns with work surface at 28 1/4" overall, or 27" h to underside

Order Code	Specification Information	Application Notes
Example: ACWKL4924NEDWV316AA	To order please specify pattern number including:	*Upcharge applicable as follows
A AutoStrada	1. Hand	49" h and 64" h only: Option S upcharge for L/V1/V2 or V3 to correspond to shelf to match case
C Cabinet	L = User's Left	depth L V1
WK Wardrobe/FF front, side open	R = User's Right	24" \$ 93 210
L Left Hand	2. Height	26.5" \$ 98 216
49 49" high	3. Depth	30" \$102 227
24 24" deep	24 = 24" deep	32.5" \$108 232
N No Shelf	26 = 26.5" deep	depth V2 V3
E Extruded Aluminum Pull	30 = 30" deep	24" \$233 301
D Drilled to anchor	32 = 32.5" deep	26.5" \$241 312
W Wood interior	4. Shelf option for open interior side	30" \$252 329
V316 Finish, Maple	42" h do not have shelf options	32.5" \$260 339
AA Finish, trim & pull, anodized aluminum	49" h have shelf option	49" and 64" h: Option M upcharge under AA or paint for aluminum metal shelf
	64" h do not have "no" shelf option, shelf included	depth AA or paint
	N = No shelf	24" \$288
	S = Shelf to match case *	26.5" \$308
	M = Two piece extruded aluminum metal shelf assembly * (*upcharge applicable)	30" \$338
	5. Pull	32.5" \$357
	E = extruded aluminum pull	Specify either 26.5" or 32.5" deep storage anchored cabinets for anchoring median or bridge units of the same depth. Connection method to medians, median storage or bridges incorporated into product design, no additional hardware required.
	P = extruded aluminum protruding pull	
	6. Drill option, applicable only for 24" and 30" deep units	Cabinets include angle bracket to side support work surfaces except when drill option "F" for freestanding selected.
	D = drilled to anchor to panel or median	Cabinets drilled for locks, keying instructions must accompany order.
	F = no drill, freestanding	See page 7 for finish options applicable.
	7. Interior	
	W = wood drawer interior	Product on this page will accept wood grain laminate where laminate is currently an option.
	M = metal drawer interior, deduct \$100 list	List price for wood grain laminate options will be current published laminate list price plus 10%.
	8. Finish	
	Laminate, V1, V2 or V3 finish	
	9. Finish, Aluminum trim (trim, M shelf option & pull)	
	AA - Anodized aluminum or painted finish option from page 7 excluding silver	

3rd and 4th digit in pattern number indicates storage configuration, see individual pattern groups above for description.

description	hand	h	w	d	pattern no.	L	V1	V2	V3
Storage anchored cabinet, FF lower front, open interior back	49"h left	49"	24"	19"	ACEL4924 () () () ()	\$2,620.	\$3,649.	\$4,058.	\$5,276.
		49"	30"	19"	ACEL4930 () () () ()	2,822.	3,859.	4,337.	5,637.
		49"	26.5"	19"	ACEL4926 () () () ()	2,721.	3,754.	4,197.	5,458.
		49"	32.5"	19"	ACEL4932 () () () ()	2,920.	3,964.	4,476.	5,818.
	49"h right	49"	24"	19"	ACER4924 () () () ()	2,620.	3,649.	4,058.	5,276.
		49"	30"	19"	ACER4930 () () () ()	2,822.	3,859.	4,337.	5,637.
		49"	26.5"	19"	ACER4926 () () () ()	2,721.	3,754.	4,197.	5,458.
		49"	32.5"	19"	ACER4932 () () () ()	2,920.	3,964.	4,476.	5,818.
	64"h left	64"	24"	19"	ACEL6424 () () () ()	2,882.	4,014.	4,464.	5,803.
		64"	30"	19"	ACEL6430 () () () ()	3,103.	4,244.	4,769.	6,201.
		64"	26.5"	19"	ACEL6426 () () () ()	2,992.	4,130.	4,617.	6,002.
		64"	32.5"	19"	ACEL6432 () () () ()	3,212.	4,358.	4,924.	6,402.
	64"h right	64"	24"	19"	ACER6424 () () () ()	2,882.	4,014.	4,464.	5,803.
		64"	30"	19"	ACER6430 () () () ()	3,103.	4,244.	4,769.	6,201.

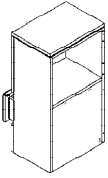


left hand shown, shelf aligns with worksurface at 28 1/4" h overall, or 27" h to underside

Order Code	Specification Information	Application Notes
Example: ACEL4924SEWV316AA	To order please specify pattern number including:	See page 7 for finish options applicable.
A AutoStrada	6. Drawer Interior applicable ACE(L/R) and ACI(L/R) only W = wood interior M = metal drawer interior, deduct \$100 list	Product on this page will accept wood grain laminate where laminate is currently an option. List price for wood grain laminate options will be current published laminate list price plus 10%.
C Cabinet	7. Finish Laminate, V1, V2 or V3 finish	When planning with medians and bridges (single station or clusters of stations) specify 49"h cabinets in either 26.5" or 32.5" deep storage anchored cabinets for anchoring the median or bridge unit of the same depth.
E File/File lower front, Interior back open shelf	8. Finish, Aluminum trim (trim, M shelf option & pull) AA - Anodized aluminum or painted finish option from page 7 excluding silver	When planning with panels, single station or cluster groups where all workstations within the group are the same direction/hand, then specify 26.5" or 32.5" deep storage anchor cabinet units. When planning multi-station clusters mirroring left hand/right hand or back to back stations with panel run perpendicular to two cabinets, you then need to specify one 24"d with one 26.5"d or 30"d with one 32.5" d cabinet to go side by side or back to back as the case may be.
L Left Hand	3. Depth 24 = 24" deep (use with 26.5"d unit for side by side cabinet application with panels) 30 = 30" deep (use with 32.5"d unit for side by side cabinet application with panels) 26 = 26.5" deep (use with medians, bridges & panels) 32 = 32.5" deep (use with medians, bridges & panels)	When planning with panels, single station or cluster groups where all workstations within the group are the same direction/hand, then specify 26.5" or 32.5" deep storage anchor cabinet units. When planning multi-station clusters mirroring left hand/right hand or back to back stations with panel run perpendicular to two cabinets, you then need to specify one 24"d with one 26.5"d or 30"d with one 32.5" d cabinet to go side by side or back to back as the case may be.
49 49" high	4. Shelf option for open interior side 42"h do not have shelf options 49"h have shelf option 64"h do not have "no" shelf option, shelf included N = No shelf S = Shelf to match case * M = Two piece extruded aluminum metal shelf assembly * (*upcharge applicable)	Cabinets with front and back access not to be used in freestanding applications.
24 24" deep	5. Pull E = extruded aluminum pull P = extruded aluminum protruding pull	Cabinet to panel attachment brackets required, see page 173.
S w/shelf to match cabinet case	depth L V1 24" \$ 93 210 26.5" \$ 98 216 30" \$ 102 227 32.5" \$ 108 232 depth V2 V3 24" \$233 301 26.5" \$241 312 30" \$252 329 32.5" \$260 339 depth AA or paint 24" \$288 26.5" \$308 30" \$338 32.5" \$357	Cabinets include angle bracket to side support worksurfaces. Cabinets drilled for locks, keying instructions must accompany order.
E Extruded Aluminum Pull		File drawers in cabinet styles prefixed ACIL and ACIR do not accommodate legal filing side to side.
W Wood interior		
V316 Finish, Maple		
AA Finish, trim & pull, anodized aluminum		

3rd digit in pattern number indicates storage configuration, see individual pattern groups above for description.

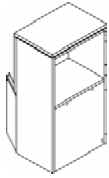
description	hand	h	w	d	pattern no.	L	V1	V2	V3
Storage anchored cabinet, FF lower front, open interior back	64" h right	64"	26.5"	19"	ACER6426 (X)(X)(X)(X)	\$2,992.	\$4,130.	\$4,617.	\$6,002.
		64"	32.5"	19"	ACER6432 (X)(X)(X)(X)	3,212.	4,358.	4,924.	6,402.



left hand shown, shelf aligns with worksurface at 28 1/4" h overall, or 27" h to underside

Order Code	Specification Information	Application Notes
Example: ACEL4924SEWV316AA	To order please specify pattern number including:	See page 7 for finish options applicable.
A AutoStrada		
C Cabinet		
E File/File lower front, Interior back open shelf		Product on this page will accept wood grain laminate where laminate is currently an option. List price for wood grain laminate options will be current published laminate list price plus 10%.
L Left Hand		
49 49" high	1. Hand <i>L = User's Left</i> <i>R = User's Right</i>	
24 24" deep	2. Height <i>49 = 49" h (for use with medians, bridges or panels, 49" h to below trim, 50.2" h overall)</i> <i>64 = 64" h (for use with panels 64" h to below trim, 65.2" h overall)</i>	
S w/shelf to match cabinet case	3. Depth <i>24 = 24" deep (use with 26.5" d unit for side by side cabinet application with panels)</i> <i>30 = 30" deep (use with 32.5" d unit for side by side cabinet application with panels)</i> <i>26 = 26.5" deep (use with medians, bridges & panels)</i> <i>32 = 32.5" deep (use with medians, bridges & panels)</i>	When planning with medians and bridges (single station or clusters of stations) specify 49" h cabinets in either 26.5" or 32.5" deep storage anchored cabinets for anchoring the median or bridge unit of the same depth.
E Extruded Aluminum Pull	4. Shelf option for open interior side <i>42" h do not have shelf options</i> <i>49" h have shelf option</i> <i>64" h do not have "no" shelf option, shelf included</i> <i>N = No shelf</i> <i>S = Shelf to match case *</i> <i>M = Two piece extruded aluminum metal shelf assembly * (*upcharge applicable)</i>	When planning with panels, single station or cluster groups where all workstations within the group are the same direction/hand, then specify 26.5" or 32.5" deep storage anchor cabinet units. When planning multi-station clusters mirroring left hand/right hand or back to back stations with panel run perpendicular to two cabinets, you then need to specify one 24" d with one 26.5" d or 30" d with one 32.5" d cabinet to go side by side or back to back as the case may be.
W Wood interior	5. Pull <i>E = extruded aluminum pull</i> <i>P = extruded aluminum protruding pull</i>	
V316 Finish, Maple		
AA Finish, trim & pull, anodized aluminum		
3rd digit in pattern number indicates storage configuration, see individual pattern groups above for description.	6. Drawer Interior applicable <i>ACE(L/R) and ACI(L/R) only</i> <i>W = wood interior</i> <i>M = metal drawer interior, deduct \$100 list</i>	Connection method to medians, median storage or bridges incorporated into product design, no additional hardware required.
	7. Finish <i>Laminate, V1, V2 or V3 finish</i>	
	8. Finish, Aluminum trim (trim, M shelf option & pull) <i>AA - Anodized aluminum or painted finish option from page 7 excluding silver</i>	
	64" h cabinets include shelf to match case in price list above. Upcharge below applicable as follows for 49" h shelf to match case for L/V1/V2/V3 or AA or paint for aluminum metal shelf for M option for both 49" h and 64" h cabinets.	
	depth L V1	
	24" \$ 93 210	
	26.5" \$ 98 216	
	30" \$ 102 227	
	32.5" \$ 108 232	
	depth V2 V3	
	24" \$233 301	
	26.5" \$241 312	
	30" \$252 329	
	32.5" \$260 339	
	depth AA or paint	
	24" \$288	
	26.5" \$308	
	30" \$338	
	32.5" \$357	
	Cabinets with front and back access not to be used in freestanding applications.	
	Cabinet to panel attachment brackets required, see page 173.	
	Cabinets include angle bracket to side support worksurfaces. Cabinets drilled for locks, keying instructions must accompany order.	
	File drawers in cabinet styles prefixed ACIL and ACIR do not accommodate legal filing side to side.	

description	hand	h	w	d	pattern no.	L	V1	V2	V3
Storage anchored cabinet, HD lower front, open interior back	49" h left	49"	24"	19"	ACFL4924 () () ()	\$2,319.	\$3,231.	\$3,656.	\$4,753.
		49"	30"	19"	ACFL4930 () () ()	2,496.	3,414.	3,908.	5,079.
		49"	26.5"	19"	ACFL4926 () () ()	2,408.	3,322.	3,781.	4,916.
		49"	32.5"	19"	ACFL4932 () () ()	2,585.	3,508.	4,034.	5,242.
	49" h right	49"	24"	19"	ACFR4924 () () ()	2,319.	3,231.	3,656.	4,753.
		49"	30"	19"	ACFR4930 () () ()	2,496.	3,414.	3,908.	5,079.
		49"	26.5"	19"	ACFR4926 () () ()	2,408.	3,322.	3,781.	4,916.
		49"	32.5"	19"	ACFR4932 () () ()	2,585.	3,508.	4,034.	5,242.
	64" h left	64"	24"	19"	ACFL6424 () () ()	2,551.	3,554.	4,021.	5,226.
		64"	30"	19"	ACFL6430 () () ()	2,746.	3,757.	4,296.	5,588.
		64"	26.5"	19"	ACFL6426 () () ()	2,648.	3,654.	4,159.	5,407.
		64"	32.5"	19"	ACFL6432 () () ()	2,843.	3,858.	4,437.	5,766.
64" h right	64"	24"	19"	ACFR6424 () () ()	2,551.	3,554.	4,021.	5,226.	
	64"	30"	19"	ACFR6430 () () ()	2,746.	3,757.	4,296.	5,588.	



left hand shown, shelf aligns with worksurface at 28 1/4" h overall, or 27" h to underside

Order Code	Specification Information
Example: ACEL4924SEWV316AA	To order please specify pattern number including:
A AutoStrada	1. Hand
C Cabinet	L = User's Left
E File/File lower front, Interior back open shelf	R = User's Right
L Left Hand	2. Height
49 49" high	49 = 49" h (for use with medians, bridges or panels, 49" h to below trim, 50.2" h overall)
24 24" deep	64 = 64" h (for use with panels 64" h to below trim, 65.2" h overall)
S w/shelf to match cabinet case	3. Depth
E Extruded Aluminum Pull	24 = 24" deep (use with 26.5" d unit for side by side cabinet application with panels)
W Wood interior	30 = 30" deep (use with 32.5" d unit for side by side cabinet application with panels)
V316 Finish, Maple	26 = 26.5" deep (use with medians, bridges & panels)
AA Finish, trim & pull, anodized aluminum	32 = 32.5" deep (use with medians, bridges & panels)

3rd digit in pattern number indicates storage configuration, see individual pattern groups above for description.

Specification Information

- Hand
- Height
- Depth
- Shelf option for open interior side
- Pull

- Drawer Interior applicable ACE(L/R) and ACI(L/R) only
- Finish
- Finish, Aluminum trim (trim, M shelf option & pull)

Connection method to medians, median storage or bridges incorporated into product design, no additional hardware required.

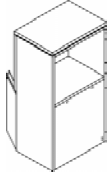
64" h cabinets include shelf to match case in price list above. Upcharge below applicable as follows for 49" h shelf to match case for L/V1/V2/V3 or AA or paint for aluminum metal shelf for M option for both 49" h and 64" h cabinets.

depth	L	V1
24"	\$ 93	210
26.5"	\$ 98	216
30"	\$ 102	227
32.5"	\$ 108	232
depth	V2	V3
24"	\$233	301
26.5"	\$241	312
30"	\$252	329
32.5"	\$260	339
depth	AA or paint	
24"	\$288	
26.5"	\$308	
30"	\$338	
32.5"	\$357	

Application Notes

- See page 7 for finish options applicable.
- Product on this page will accept wood grain laminate where laminate is currently an option. List price for wood grain laminate options will be current published laminate list price plus 10%.
- When planning with medians and bridges (single station or clusters of stations) specify 49" h cabinets in either 26.5" or 32.5" deep storage anchored cabinets for anchoring the median or bridge unit of the same depth.
- When planning with panels, single station or cluster groups where all workstations within the group are the same direction/hand, then specify 26.5" or 32.5" deep storage anchor cabinet units. When planning multi-station clusters mirroring left hand/right hand or back to back stations with panel run perpendicular to two cabinets, you then need to specify one 24" d with one 26.5" d or 30" d with one 32.5" d cabinet to go side by side or back to back as the case may be.
- Cabinets with front and back access not to be used in freestanding applications.
- Cabinet to panel attachment brackets required, see page 173.
- Cabinets include angle bracket to side support worksurfaces. Cabinets drilled for locks, keying instructions must accompany order.
- File drawers in cabinet styles prefixed ACIL and ACIR do not accommodate legal filing side to side.

description	hand	h	w	d	pattern no.	L	V1	V2	V3
Storage anchored cabinet, HD lower front, open interior back	64" h right	64"	26.5"	19"	ACFR6426 () () ()	\$2,648.	\$3,654.	\$4,159.	\$5,407.
		64"	32.5"	19"	ACFR6432 () () ()	2,843.	3,858.	4,437.	5,766.



left hand shown, shelf aligns with worksurface at 28 1/4" h overall, or 27" h to underside

Order Code	Specification Information	Application Notes																																								
Example: ACEL4924SEWV316AA	To order please specify pattern number including:	See page 7 for finish options applicable.																																								
A AutoStrada																																										
C Cabinet																																										
E File/File lower front, Interior back open shelf		Product on this page will accept wood grain laminate where laminate is currently an option. List price for wood grain laminate options will be current published laminate list price plus 10%.																																								
L Left Hand																																										
49 49" high																																										
24 24" deep																																										
S w/shelf to match cabinet case		When planning with medians and bridges (single station or clusters of stations) specify 49" h cabinets in either 26.5" or 32.5" deep storage anchored cabinets for anchoring the median or bridge unit of the same depth.																																								
E Extruded Aluminum Pull		When planning with panels, single station or cluster groups where all workstations within the group are the same direction/hand, then specify 26.5" or 32.5" deep storage anchor cabinet units. When planning multi-station clusters mirroring left hand/right hand or back to back stations with panel run perpendicular to two cabinets, you then need to specify one 24" d with one 26.5" d or 30" d with one 32.5" d cabinet to go side by side or back to back as the case may be.																																								
W Wood interior																																										
V316 Finish, Maple																																										
AA Finish, trim & pull, anodized aluminum																																										
3rd digit in pattern number indicates storage configuration, see individual pattern groups above for description.	<p>6. Drawer Interior applicable ACE(L/R) and ACI(L/R) only W = wood interior M = metal drawer interior, deduct \$100 list</p> <p>7. Finish Laminate, V1, V2 or V3 finish</p> <p>8. Finish, Aluminum trim (trim, M shelf option & pull) AA - Anodized aluminum or painted finish option from page 7 excluding silver</p> <p>Connection method to medians, median storage or bridges incorporated into product design, no additional hardware required.</p> <p>64" h cabinets include shelf to match case in price list above. Upcharge below applicable as follows for 49" h shelf to match case for L/V1/V2/V3 or AA or paint for aluminum metal shelf for M option for both 49" h and 64" h cabinets.</p> <table border="1"> <thead> <tr> <th>depth</th> <th>L</th> <th>V1</th> </tr> </thead> <tbody> <tr> <td>24"</td> <td>\$ 93</td> <td>210</td> </tr> <tr> <td>26.5"</td> <td>\$ 98</td> <td>216</td> </tr> <tr> <td>30"</td> <td>\$ 102</td> <td>227</td> </tr> <tr> <td>32.5"</td> <td>\$ 108</td> <td>232</td> </tr> </tbody> </table> <table border="1"> <thead> <tr> <th>depth</th> <th>V2</th> <th>V3</th> </tr> </thead> <tbody> <tr> <td>24"</td> <td>\$233</td> <td>301</td> </tr> <tr> <td>26.5"</td> <td>\$241</td> <td>312</td> </tr> <tr> <td>30"</td> <td>\$252</td> <td>329</td> </tr> <tr> <td>32.5"</td> <td>\$260</td> <td>339</td> </tr> </tbody> </table> <table border="1"> <thead> <tr> <th>depth</th> <th>AA or paint</th> </tr> </thead> <tbody> <tr> <td>24"</td> <td>\$288</td> </tr> <tr> <td>26.5"</td> <td>\$308</td> </tr> <tr> <td>30"</td> <td>\$338</td> </tr> <tr> <td>32.5"</td> <td>\$357</td> </tr> </tbody> </table>	depth	L	V1	24"	\$ 93	210	26.5"	\$ 98	216	30"	\$ 102	227	32.5"	\$ 108	232	depth	V2	V3	24"	\$233	301	26.5"	\$241	312	30"	\$252	329	32.5"	\$260	339	depth	AA or paint	24"	\$288	26.5"	\$308	30"	\$338	32.5"	\$357	
depth	L	V1																																								
24"	\$ 93	210																																								
26.5"	\$ 98	216																																								
30"	\$ 102	227																																								
32.5"	\$ 108	232																																								
depth	V2	V3																																								
24"	\$233	301																																								
26.5"	\$241	312																																								
30"	\$252	329																																								
32.5"	\$260	339																																								
depth	AA or paint																																									
24"	\$288																																									
26.5"	\$308																																									
30"	\$338																																									
32.5"	\$357																																									
	<p>1. Hand L = User's Left R = User's Right</p> <p>2. Height 49 = 49" h (for use with medians, bridges or panels, 49" h to below trim, 50.2" h overall) 64 = 64" h (for use with panels 64" h to below trim, 65.2" h overall)</p> <p>3. Depth 24 = 24" deep (use with 26.5" d unit for side by side cabinet application with panels) 30 = 30" deep (use with 32.5" d unit for side by side cabinet application with panels) 26 = 26.5" deep (use with medians, bridges & panels) 32 = 32.5" deep (use with medians, bridges & panels)</p> <p>4. Shelf option for open interior side 42" h do not have shelf options 49" h have shelf option 64" h do not have "no" shelf option, shelf included N = No shelf S = Shelf to match case * M = Two piece extruded aluminum metal shelf assembly * (*upcharge applicable)</p> <p>5. Pull E = extruded aluminum pull P = extruded aluminum protruding pull</p>																																									
		Cabinets with front and back access not to be used in freestanding applications.																																								
		Cabinet to panel attachment brackets required, see page 173.																																								
		Cabinets include angle bracket to side support worksurfaces. Cabinets drilled for locks, keying instructions must accompany order.																																								
		File drawers in cabinet styles prefixed ACIL and ACIR do not accommodate legal filing side to side.																																								

Cabinets

description	hand	h	w	d	pattern no.	L	V1	V2	V3
Storage anchored cabinet, 49"h Personal wardrobe and storage	left	49"	30"	19"	ACIL4930() () ()	\$3,726.	\$5,121.	\$5,683.	\$7,337.
		49"	32.5"	19"	ACIL4932() () ()	3,936.	5,348.	5,972.	7,720.
	right	49"	30"	19"	ACIR4930() () ()	3,726.	5,121.	5,683.	7,337.
		49"	32.5"	19"	ACIR4932() () ()	3,936.	5,348.	5,972.	7,720.

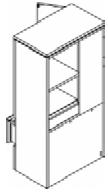


left hand shown, attach perpendicular to panel at back right side

Left hand = wardrobe on left front side
 Right hand = wardrobe on right front side
 wardrobe includes coat rod
 supports worksurface on back side at 28 1/4" overall or 27" h to underside of worksurface
 49" h I style cabinets do not have shelf above box drawer on back side access
 File drawers (front side) do not accommodate side to side legal filing

Order Code	Specification Information	Application Notes																														
Example: ACEL4924SEWV316AA	To order please specify pattern number including:	See page 7 for finish options applicable.																														
A AutoStrada																																
C Cabinet																																
E File/File lower front, Interior back open shelf		Product on this page will accept wood grain laminate where laminate is currently an option. List price for wood grain laminate options will be current published laminate list price plus 10%.																														
L Left Hand																																
49 49" high																																
24 24" deep																																
S w/shelf to match cabinet case																																
E Extruded Aluminum Pull																																
W Wood interior																																
V316 Finish, Maple																																
AA Finish, trim & pull, anodized aluminum																																
3rd digit in pattern number indicates storage configuration, see individual pattern groups above for description.	<p>1. Hand <i>L = User's Left</i> <i>R = User's Right</i></p> <p>2. Height <i>49 = 49" h (for use with medians, bridges or panels, 49" h to below trim, 50.2" h overall)</i> <i>64 = 64" h (for use with panels 64" h to below trim, 65.2" h overall)</i></p> <p>3. Depth <i>24 = 24" deep (use with 26.5" d unit for side by side cabinet application with panels)</i> <i>30 = 30" deep (use with 32.5" d unit for side by side cabinet application with panels)</i> <i>26 = 26.5" deep (use with medians, bridges & panels)</i> <i>32 = 32.5" deep (use with medians, bridges & panels)</i></p> <p>4. Shelf option for open interior side <i>42" h do not have shelf options</i> <i>49" h have shelf option</i> <i>64" h do not have "no" shelf option, shelf included</i> <i>N = No shelf</i> <i>S = Shelf to match case *</i> <i>M = Two piece extruded aluminum metal shelf assembly * (*upcharge applicable)</i></p> <p>5. Pull <i>E = extruded aluminum pull</i> <i>P = extruded aluminum protruding pull</i></p> <p>6. Drawer Interior applicable <i>ACE(L/R) and ACI(L/R) only</i> <i>W = wood interior</i> <i>M = metal drawer interior, deduct \$100 list</i></p> <p>7. Finish <i>Laminate, V1, V2 or V3 finish</i></p> <p>8. Finish, Aluminum trim (trim, M shelf option & pull) <i>AA - Anodized aluminum or painted finish option from page 7 excluding silver</i></p> <p>Connection method to medians, median storage or bridges incorporated into product design, no additional hardware required.</p> <p>64" h cabinets include shelf to match case in price list above. Upcharge below applicable as follows for 49" h shelf to match case for L/V1/V2/V3 or AA or paint for aluminum metal shelf for M option for both 49" h and 64" h cabinets.</p> <table border="1"> <tr> <td>depth</td> <td>L</td> <td>V1</td> </tr> <tr> <td>24"</td> <td>\$ 93</td> <td>210</td> </tr> <tr> <td>26.5"</td> <td>\$ 98</td> <td>216</td> </tr> <tr> <td>30"</td> <td>\$ 102</td> <td>227</td> </tr> <tr> <td>32.5"</td> <td>\$ 108</td> <td>232</td> </tr> <tr> <td>depth</td> <td>V2</td> <td>V3</td> </tr> <tr> <td>24"</td> <td>\$233</td> <td>301</td> </tr> <tr> <td>26.5"</td> <td>\$241</td> <td>312</td> </tr> <tr> <td>30"</td> <td>\$252</td> <td>329</td> </tr> <tr> <td>32.5"</td> <td>\$260</td> <td>339</td> </tr> </table> <p>depth AA or paint 24" \$288 26.5" \$308 30" \$338 32.5" \$357</p>	depth	L	V1	24"	\$ 93	210	26.5"	\$ 98	216	30"	\$ 102	227	32.5"	\$ 108	232	depth	V2	V3	24"	\$233	301	26.5"	\$241	312	30"	\$252	329	32.5"	\$260	339	<p>When planning with medians and bridges (single station or clusters of stations) specify 49" h cabinets in either 26.5" or 32.5" deep storage anchored cabinets for anchoring the median or bridge unit of the same depth.</p> <p>When planning with panels, single station or cluster groups where all workstations within the group are the same direction/hand, then specify 26.5" or 32.5" deep storage anchor cabinet units. When planning multi-station clusters mirroring left hand/right hand or back to back stations with panel run perpendicular to two cabinets, you then need to specify one 24" d with one 26.5" d or 30" d with one 32.5" d cabinet to go side by side or back to back as the case may be.</p> <p>Cabinets with front and back access not to be used in freestanding applications.</p> <p>Cabinet to panel attachment brackets required, see page 173.</p> <p>Cabinets include angle bracket to side support worksurfaces. Cabinets drilled for locks, keying instructions must accompany order.</p> <p>File drawers in cabinet styles prefixed ACIL and ACIR do not accommodate legal filing side to side.</p>
depth	L	V1																														
24"	\$ 93	210																														
26.5"	\$ 98	216																														
30"	\$ 102	227																														
32.5"	\$ 108	232																														
depth	V2	V3																														
24"	\$233	301																														
26.5"	\$241	312																														
30"	\$252	329																														
32.5"	\$260	339																														

description	hand	h	w	d	pattern no.	L	V1	V2	V3
Storage anchored cabinet, 64"h Personal wardrobe and storage	left	64"	30"	19"	ACIL6430 () () () ()	\$3,740.	\$5,161.	\$5,772.	\$7,503.
		64"	32.5"	19"	ACIL6432 () () () ()	4,016.	5,450.	6,155.	8,000.
	right	64"	30"	19"	ACIR6430 () () () ()	3,740.	5,161.	5,772.	7,503.
		64"	32.5"	19"	ACIR6432 () () () ()	4,016.	5,450.	6,155.	8,000.



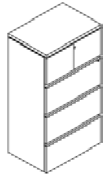
left hand shown, attach perpendicular to panel at back right side

Left hand = wardrobe on left front side
 Right hand = wardrobe on right front side
 supports worksurface on back side at 28 1/4" overall, 27"h to underside of worksurface
 wardrobe includes coat rod
 File drawers (front side) do not accommodate side to side legal filing

Order Code	Specification Information	Application Notes
Example: ACEL4924SEWV316AA	To order please specify pattern number including:	See page 7 for finish options applicable.
A AutoStrada		
C Cabinet		
E File/File lower front, Interior back open shelf		Product on this page will accept wood grain laminate where laminate is currently an option. List price for wood grain laminate options will be current published laminate list price plus 10%.
L Left Hand		
49 49" high	1. Hand L = User's Left R = User's Right	
24 24" deep	2. Height 49 = 49"h (for use with medians, bridges or panels, 49"h to below trim, 50.2"h overall) 64 = 64"h (for use with panels 64"h to below trim, 65.2"h overall)	
S w/shelf to match cabinet case	3. Depth 24 = 24" deep (use with 26.5"d unit for side by side cabinet application with panels) 30 = 30" deep (use with 32.5"d unit for side by side cabinet application with panels) 26 = 26.5" deep (use with medians, bridges & panels) 32 = 32.5" deep (use with medians, bridges & panels)	When planning with medians and bridges (single station or clusters of stations) specify 49"h cabinets in either 26.5" or 32.5" deep storage anchored cabinets for anchoring the median or bridge unit of the same depth.
E Extruded Aluminum Pull	4. Shelf option for open interior side 42"h do not have shelf options 49"h have shelf option 64"h do not have "no" shelf option, shelf included N = No shelf S = Shelf to match case * M = Two piece extruded aluminum metal shelf assembly * (*upcharge applicable)	When planning with panels, single station or cluster groups where all workstations within the group are the same direction/hand, then specify 26.5" or 32.5" deep storage anchor cabinet units. When planning multi-station clusters mirroring left hand/right hand or back to back stations with panel run perpendicular to two cabinets, you then need to specify one 24"d with one 26.5"d or 30"d with one 32.5" d cabinet to go side by side or back to back as the case may be.
W Wood interior	5. Pull E = extruded aluminum pull P = extruded aluminum protruding pull	Cabinets with front and back access not to be used in freestanding applications.
V316 Finish, Maple		Cabinet to panel attachment brackets required, see page 173.
AA Finish, trim & pull, anodized aluminum		Cabinets include angle bracket to side support worksurfaces. Cabinets drilled for locks, keying instructions must accompany order.
	6. Drawer Interior applicable ACE(L/R) and ACI(L/R) only W = wood interior M = metal drawer interior, deduct \$100 list	File drawers in cabinet styles prefixed ACIL and ACIR do not accommodate legal filing side to side.
	7. Finish Laminate, V1, V2 or V3 finish	
	8. Finish, Aluminum trim (trim, M shelf option & pull) AA - Anodized aluminum or painted finish option from page 7 excluding silver	
	Connection method to medians, median storage or bridges incorporated into product design, no additional hardware required.	
	64"h cabinets include shelf to match case in price list above. Upcharge below applicable as follows for 49"h shelf to match case for L/V1/V2/V3 or AA or paint for aluminum metal shelf for M option for both 49"h and 64"h cabinets.	
	depth L V1	
	24" \$ 93 210	
	26.5" \$ 98 216	
	30" \$ 102 227	
	32.5" \$ 108 232	
	depth V2 V3	
	24" \$233 301	
	26.5" \$241 312	
	30" \$252 329	
	32.5" \$260 339	
	depth AA or paint	
	24" \$288	
	26.5" \$308	
	30" \$338	
	32.5" \$357	

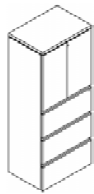
3rd digit in pattern number indicates storage configuration, see individual pattern groups above for description.

description	hand	h	w	d	pattern no.	L	V1	V2	V3
Storage anchored cabinet, FFF and HD above (49"h)	left	49"	24"	19"	ACGL4924 () () () ()	\$2,972.	\$3,897.	\$4,477.	\$5,821.
		49"	30"	19"	ACGL4930 () () () ()	3,073.	4,011.	4,708.	6,119.
		49"	26.5"	19"	ACGL4926 () () () ()	3,023.	3,953.	4,593.	5,971.
		49"	32.5"	19"	ACGL4932 () () () ()	3,124.	4,068.	4,822.	6,270.
	right	49"	24"	19"	ACGR4924 () () () ()	2,972.	3,897.	4,477.	5,821.
		49"	30"	19"	ACGR4930 () () () ()	3,073.	4,011.	4,708.	6,119.
		49"	26.5"	19"	ACGR4926 () () () ()	3,023.	3,953.	4,593.	5,971.
		49"	32.5"	19"	ACGR4932 () () () ()	3,124.	4,068.	4,822.	6,270.



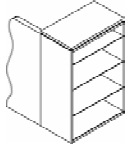
inside clearance behind hinged doors approx 9 1/4" h

Storage anchored cabinet, FFF and HD above (64"h)	left	64"	24"	19"	ACGL6424 () () () ()	3,119.	4,091.	4,702.	6,113.
		64"	30"	19"	ACGL6430 () () () ()	3,228.	4,211.	4,944.	6,425.
		64"	26.5"	19"	ACGL6426 () () () ()	3,174.	4,151.	4,822.	6,270.
		64"	32.5"	19"	ACGL6432 () () () ()	3,281.	4,270.	5,065.	6,582.
	right	64"	24"	19"	ACGR6424 () () () ()	3,119.	4,091.	4,702.	6,113.
		64"	30"	19"	ACGR6430 () () () ()	3,228.	4,211.	4,944.	6,425.
		64"	26.5"	19"	ACGR6426 () () () ()	3,174.	4,151.	4,822.	6,270.
		64"	32.5"	19"	ACGR6432 () () () ()	3,281.	4,270.	5,065.	6,582.

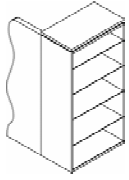


64" h includes adjustable shelf behind hinged doors, doors must be removed to adjust shelf

Order Code	Specification Information	Application Notes
Example: ACGL4924EDWV316AA	To order please specify pattern number including:	<p>Products listed on this page are for use with panel based stations or freestanding applications. Not to be used with median based storage anchored planning model.</p> <p>Product on this page will accept wood grain laminate where laminate is currently an option. List price for wood grain laminate options will be current published laminate list price plus 10%.</p> <p>When planning with panels, single station or cluster groups where all workstations within the group are the same direction/hand, then specify 26.5" or 32.5" deep storage anchor cabinet units. When planning multi-station clusters mirroring left hand/right hand with stations back to back with panel run perpendicular to two cabinets you then need to specify one 24" d with one 26.5" d or 30" d with one 32.5" d cabinet to go side by side or back to back as the case may be.</p> <p>Cabinet to panel attachment brackets required, see page 173</p>
A AutoStrada		
C Cabinet		
G File drawers w/Hinged doors above		
L Left Hand		
49 49" high		
24 24" deep		
E Extruded Aluminum Pull		
D Drilled to anchor		
W Wood interior		
V316 Finish, Maple		
AA Finish, trim & pull, anodized aluminum		
3rd digit in pattern number indicates storage configuration, see individual pattern groups above for description.	<p>1. Hand (applicable for personal wardrobe & storage units only) L = wardrobe on left R = wardrobe on right</p> <p>2. Height 49 = 49" h (where applicable). 49" h to below trim, 50.2" h overall) 64 = 64" h (64" h to below trim, 65.2" h overall)</p> <p>3. Depth 24 = 24" deep (use with one 26.5" d for side by side or freestanding) 30 = 30" deep (use with one 32.5" d for side by side or freestanding) 26 = 26.5" deep (use with panels) 32 = 32.5" deep (use with panels)</p> <p>4. Pull (where applicable) E = Extruded aluminum pull P = Extruded aluminum protruding pull</p> <p>5. Drill option, applicable only for 24" and 30" deep units D = drilled to anchor to panel F = no drill, freestanding</p> <p>6. Interior option W = wood drawer interior M = metal drawer interior, deduct \$200 list</p> <p>7. Finish Laminate, V1, V2 or V3 finish</p> <p>8. Finish, Metal Shelves (if applicable) (paint finish or anodized aluminum two piece assembly)</p> <p>9. Finish, Aluminum trim (trim & pull) AA - Anodized aluminum or painted finish option from page 7 excluding silver</p> <p>Hinged doors above feature touch latches and do not lock.</p> <p>File drawers are drilled for locks, keying instructions must accompany order.</p> <p>Cabinets include angle brackets to side support worksurfaces perpendicular to cabinet except when drill option "F" for freestanding selected.</p>	

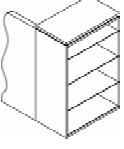
description	hand	h	w	d	pattern no.	L	V1	V2	V3
Storage anchored cabinet, 49"h bookcase w/metal shelves 	left	49"	24"	19"	ACHL4924M () () ()	\$1,854.	\$2,431.	\$2,795.	\$3,357.
		49"	30"	19"	ACHL4930M () () ()	2,007.	2,629.	3,024.	3,631.
		49"	26.5"	19"	ACHL4926M () () ()	1,931.	2,530.	2,911.	3,493.
		49"	32.5"	19"	ACHL4932M () () ()	2,082.	2,728.	3,138.	3,768.
	right	49"	24"	19"	ACHR4924M () () ()	1,854.	2,431.	2,795.	3,357.
		49"	30"	19"	ACHR4930M () () ()	2,007.	2,629.	3,024.	3,631.
		49"	26.5"	19"	ACHR4926M () () ()	1,931.	2,530.	2,911.	3,493.
		49"	32.5"	19"	ACHR4932M () () ()	2,082.	2,728.	3,138.	3,768.

left hand shown

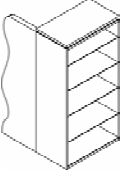
Storage anchored cabinet, 64"h bookcase w/metal shelves 	left	64"	24"	19"	ACHL6424M () () ()	1,948.	2,555.	2,936.	3,522.
		64"	30"	19"	ACHL6430M () () ()	2,107.	2,760.	3,176.	3,810.
		64"	26.5"	19"	ACHL6426M () () ()	2,027.	2,657.	3,056.	3,666.
		64"	32.5"	19"	ACHL6432M () () ()	2,186.	2,864.	3,296.	3,954.
	right	64"	24"	19"	ACHR6424M () () ()	1,948.	2,555.	2,936.	3,522.
		64"	30"	19"	ACHR6430M () () ()	2,107.	2,760.	3,176.	3,810.
		64"	26.5"	19"	ACHR6426M () () ()	2,027.	2,657.	3,056.	3,666.
		64"	32.5"	19"	ACHR6432M () () ()	2,186.	2,864.	3,296.	3,954.

left hand shown

Order Code	Specification Information	Application Notes
Example: ACGL4924EDWV316AA	To order please specify pattern number including:	<p>Products listed on this page are for use with panel based stations or freestanding applications. Not to be used with median based storage anchored planning model.</p> <p>Product on this page will accept wood grain laminate where laminate is currently an option. List price for wood grain laminate options will be current published laminate list price plus 10%.</p> <p>When planning with panels, single station or cluster groups where all workstations within the group are the same direction/hand, then specify 26.5" or 32.5" deep storage anchor cabinet units. When planning multi-station clusters mirroring left hand/right hand with stations back to back with panel run perpendicular to two cabinets you then need to specify one 24" d with one 26.5" d or 30" d with one 32.5" d cabinet to go side by side or back to back as the case may be.</p> <p>Cabinet to panel attachment brackets required, see page 173</p>
A AutoStrada		
C Cabinet		
G File drawers w/Hinged doors above		
L Left Hand		
49 49" high		
24 24" deep		
E Extruded Aluminum Pull		
D Drilled to anchor		
W Wood interior		
V316 Finish, Maple		
AA Finish, trim & pull, anodized aluminum		
3rd digit in pattern number indicates storage configuration, see individual pattern groups above for description.	<p>1. Hand (applicable for personal wardrobe & storage units only) L = wardrobe on left R = wardrobe on right</p> <p>2. Height 49 = 49" h (where applicable). 49" h to below trim, 50.2" h overall) 64 = 64" h (64" h to below trim, 65.2" h overall)</p> <p>3. Depth 24 = 24" deep (use with one 26.5" d for side by side or freestanding) 30 = 30" deep (use with one 32.5" d for side by side or freestanding) 26 = 26.5" deep (use with panels) 32 = 32.5" deep (use with panels)</p> <p>4. Pull (where applicable) E = Extruded aluminum pull P = Extruded aluminum protruding pull</p> <p>5. Drill option, applicable only for 24" and 30" deep units D = drilled to anchor to panel F = no drill, freestanding</p> <p>6. Interior option W = wood drawer interior M = metal drawer interior, deduct \$200 list</p> <p>7. Finish Laminate, V1, V2 or V3 finish</p> <p>8. Finish, Metal Shelves (if applicable) (paint finish or anodized aluminum two piece assembly)</p> <p>9. Finish, Aluminum trim (trim & pull) AA - Anodized aluminum or painted finish option from page 7 excluding silver</p> <p>Hinged doors above feature touch latches and do not lock.</p> <p>File drawers are drilled for locks, keying instructions must accompany order.</p> <p>Cabinets include angle brackets to side support worksurfaces perpendicular to cabinet except when drill option "F" for freestanding selected.</p>	

description	hand	h	w	d	pattern no.	L	V1	V2	V3
Storage anchored cabinet, 49" h bookcase w/shelves  left hand shown	left	49"	24"	19"	ACHL4924W () ()	\$2,211.	\$3,047.	\$3,469.	\$4,511.
		49"	30"	19"	ACHL4930W () ()	2,302.	3,175.	3,612.	4,696.
		49"	26.5"	19"	ACHL4926W () ()	2,250.	3,103.	3,531.	4,591.
		49"	32.5"	19"	ACHL4932W () ()	2,336.	3,222.	3,665.	4,766.
	right	49"	24"	19"	ACHR4924W () ()	2,211.	3,047.	3,469.	4,511.
		49"	30"	19"	ACHR4930W () ()	2,302.	3,175.	3,612.	4,696.
		49"	26.5"	19"	ACHR4926W () ()	2,250.	3,103.	3,531.	4,591.
		49"	32.5"	19"	ACHR4932W () ()	2,336.	3,222.	3,665.	4,766.

shelves same as case finish

Storage anchored cabinet, 64" h bookcase w/shelves  left hand shown	left	64"	24"	19"	ACHL6424W () ()	2,439.	3,363.	3,828.	4,975.
		64"	30"	19"	ACHL6430W () ()	2,546.	3,513.	3,996.	5,198.
		64"	26.5"	19"	ACHL6426W () ()	2,485.	3,429.	3,901.	5,070.
		64"	32.5"	19"	ACHL6432W () ()	2,590.	3,574.	4,068.	5,287.
	right	64"	24"	19"	ACHR6424W () ()	2,439.	3,363.	3,828.	4,975.
		64"	30"	19"	ACHR6430W () ()	2,546.	3,513.	3,996.	5,198.
		64"	26.5"	19"	ACHR6426W () ()	2,485.	3,429.	3,901.	5,070.
		64"	32.5"	19"	ACHR6432W () ()	2,590.	3,574.	4,068.	5,287.

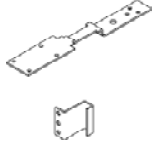
shelves same as case finish

Order Code	Specification Information	Application Notes
Example: ACGL4924EDWV316AA	<i>To order please specify pattern number including:</i>	<p>Products listed on this page are for use with panel based stations or freestanding applications. Not to be used with median based storage anchored planning model.</p> <p>Product on this page will accept wood grain laminate where laminate is currently an option. List price for wood grain laminate options will be current published laminate list price plus 10%.</p> <p>When planning with panels, single station or cluster groups where all workstations within the group are the same direction/hand, then specify 26.5" or 32.5" deep storage anchor cabinet units. When planning multi-station clusters mirroring left hand/right hand with stations back to back with panel run perpendicular to two cabinets you then need to specify one 24" d with one 26.5" d or 30" d with one 32.5" d cabinet to go side by side or back to back as the case may be.</p> <p>Cabinet to panel attachment brackets required, see page 173</p>
A AutoStrada	1. Hand <i>(applicable for personal wardrobe & storage units only)</i> L = wardrobe on left R = wardrobe on right	
C Cabinet	2. Height 49 = 49" h (where applicable). 49" h to below trim, 50.2" h overall) 64 = 64" h (64" h to below trim, 65.2" h overall)	
G File drawers w/Hinged doors above	3. Depth 24 = 24" deep (use with one 26.5" d for side by side or freestanding) 30 = 30" deep (use with one 32.5" d for side by side or freestanding) 26 = 26.5" deep (use with panels) 32 = 32.5" deep (use with panels)	
L Left Hand	4. Pull (where applicable) E = Extruded aluminum pull P = Extruded aluminum protruding pull	
49 49" high	5. Drill option, applicable only for 24" and 30" deep units D = drilled to anchor to panel F = no drill, freestanding	
24 24" deep	6. Interior option W = wood drawer interior M = metal drawer interior, deduct \$200 list	
E Extruded Aluminum Pull	7. Finish Laminate, V1, V2 or V3 finish	
D Drilled to anchor	8. Finish, Metal Shelves (if applicable) <i>(paint finish or anodized aluminum two piece assembly)</i>	
W Wood interior	9. Finish, Aluminum trim (trim & pull) AA - Anodized aluminum or painted finish option from page 7 excluding silver	
V316 Finish, Maple	Hinged doors above feature touch latches and do not lock.	
AA Finish, trim & pull, anodized aluminum	File drawers are drilled for locks, keying instructions must accompany order.	

3rd digit in pattern number indicates storage configuration, see individual pattern groups above for description.

description	type	pattern no.	49" h	64" h	list
-------------	------	-------------	-------	-------	------

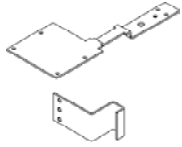
Bracket kit, cabinet to panel attachment
top and bottom connection for single cabinet
attachment to panel run



kit includes hookstrip connector (not shown)

Bracket kit, cabinet to panel attachment top and bottom connection for use with two cabinets side by side or back to back attached perpendicular to panel run	left	A3CPBDL () ()	209.	219.
	right	A3CPBDR () ()	209.	219.

Note - one of the two cabinets should be 2.5" wider or deeper (width or depth dimension depending on style of cabinet) than the other



Left hand shown, (kit includes hookstrip
connector not shown)

Order Code

Example:	A3CPBS4 ()
A3	AutoStrada, generation3
CPB	Cabinet to Panel bracket
S	Single
4	With 49" h hookstrip connector
()	Finish

Specification Information

To order please specify pattern number including:

- Hand (if applicable)
L = left hand attachment
R = right hand attachment
- Hookstrip connector height
2 = for 42" h cabinet to panel connection
4 = for 49" h cabinet to panel connection
6 = for 64" h cabinet to panel connection
- Finish
Painted finish options only from page 7

Application Notes

Bracket kits for use when attaching storage anchored cabinets to panels; kit includes top and bottom bracket as shown and ships with hookstrip connector. Please be sure to specify height to correspond with cabinet and panel height. When one cabinet perpendicular to panel run, use S bracket; when two cabinets are side by side and perpendicular to panel run, use D bracket.

Brackets are NOT to be used with Reff stacking modules. Only use for cabinet to panel attachment (panel and cabinet at same height) or with cabinet to panel plus window modules (overall at same height).

Painted finish 613 used when AA trim finish specified.

description	type	d	pattern no.	list
Worksurface to cabinet trim		24"	AWTCT24 ()	\$94.
		30"	AWTCT30 ()	105.
Slatwall end trim, use w/SA "D" cabinets	2 pc trim kit		ATSCD19 ()	123.

Note: for use with ACD style storage anchored cabinets when slatwall adjacent to cabinet



Order Code

Example:	AWTCT24AA
A	AutoStrada
W	Worksurface
TC	to Cabinet
T	Trim
24	24" d worksurface
AA	Finish, anodized aluminum

Specification Information

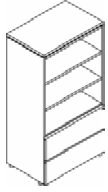
To order please specify pattern number including:

1. Depth of worksurface
 24 = 24" d worksurface
 30 = 30" d worksurface
2. Finish
 AA = anodized aluminum or painted finish option from page 7 excluding silver

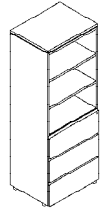
Application Notes

Aluminum spacer optional to fill 1/8" gap at worksurface and storage anchored cabinet connection in AS-2 storage anchored panel based planning. Trim piece installed at worksurface level and rests on side support bracket to cabinet.

description	type	h	w	d	pattern no.	L	V1	V2	V3
File drawers (2) with open wood shelves above		70"	30"	24"	ACJ722WE () () ()	\$3,123.	\$4,067.	\$4,820.	\$6,266.
		70"	36"	24"	ACJ723WE () () ()	3,217.	4,188.	4,965.	6,454.



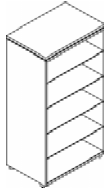
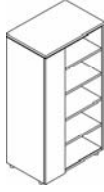
File drawers (3) with open wood shelves above		84"	30"	24"	ACJ822WE () () ()	3,655.	4,756.	5,639.	7,331.
		84"	36"	24"	ACJ823WE () () ()	3,765.	4,899.	5,808.	7,551.



Order Code	Specification Information	Application Notes
Example: ACKL722WEV316AAAA	<i>To order please specify pattern number including:</i>	
A AutoStrada		
C Cabinet		
K Wardrobe/Open bookcase	1. Hand <i>(applicable for units with wardrobes only)</i> <i>L = wardrobe on left</i> <i>R = wardrobe on right</i>	
L Left Hand	2. Height <i>7 = 70" h</i> <i>8 = 84" h</i>	
7 70" high	3. Width <i>2 = 30" wide</i> <i>3 = 36" wide</i>	
2 24" deep	4. Interior & shelf <i>W = wood drawer interior and wood shelves</i> <i>M = wood drawer interior and metal shelves</i>	
2 30" wide	5. Extruded aluminum pull <i>E = extruded aluminum pull (default)</i>	
W Wood interior	6. Finish <i>Laminate, V1, V2 or V3 finish</i>	
E Extruded Aluminum Pull	7. Finish, Metal Shelves (if applicable) <i>(paint finish or anodized aluminum three piece assembly)</i>	
V316 Finish, Maple	8. Finish, Aluminum trim (trim & if pull) <i>AA - Anodized aluminum or painted finish option from page 7 excluding silver</i>	
AA Finish, trim & pull, anodized aluminum	9. Finish, cabinet feet <i>AA - Anodized aluminum or painted finish option from page 7 excluding silver</i>	
AA Finish, cabinet feet, anodized alum	See page 7 for finish options applicable.	

- Cabinets on this page are styled for the private office and include aluminum feet detail which is optional addition to lower storage beginning on page 185. Specify 70" h cabinets for use with single high overhead storage and 84" h cabinets for use with double high overhead storage.
- Hinged doors feature touch latches and do not lock. Sliding doors do not lock. File drawers drilled for locks, keying instructions must accompany order.
- Coat rod included in wardrobes.

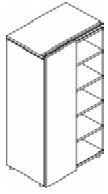
Product on this page will accept wood grain laminate where laminate is currently an option. List price for wood grain laminate options will be current published laminate list price plus 10%.

description	type	h	w	d	pattern no.	L	V1	V2	V3	
 <p>Open bookcase</p>	metal shelves	70"	30"	24"	ACL722M ()() ()	\$2,683.	\$3,494.	\$3,669.	\$4,768.	
		70"	36"	24"	ACL723M ()() ()	2,836.	3,677.	3,861.	5,022.	
		84"	30"	24"	ACL822M ()() ()	2,987.	3,862.	4,056.	5,273.	
		84"	36"	24"	ACL823M ()() ()	3,139.	4,048.	4,252.	5,526.	
	wood shelves	70"	30"	24"	ACL722W ()() ()	2,147.	2,814.	3,237.	4,206.	
		70"	36"	24"	ACL723W ()() ()	2,269.	2,959.	3,430.	4,458.	
		84"	30"	24"	ACL822W ()() ()	2,390.	3,106.	3,623.	4,709.	
		84"	36"	24"	ACL823W ()() ()	2,512.	3,254.	3,815.	4,960.	
 <p>Wardrobe with hinged door open bookcase w/wood shelves</p>	left hand	70"	30"	24"	ACKL722WE ()() ()	2,903.	4,006.	4,478.	5,822.	
		70"	36"	24"	ACKL723WE ()() ()	3,049.	4,207.	4,702.	6,113.	
		84"	30"	24"	ACKL822WE ()() ()	3,049.	4,207.	4,702.	6,113.	
		84"	36"	24"	ACKL823WE ()() ()	3,154.	4,351.	4,865.	6,323.	
	<i>left hand = wardrobe on left side facing cabinet (1/3rd of width)</i>									
	right hand	70"	30"	24"	ACKR722WE ()() ()	2,903.	4,006.	4,478.	5,822.	
		70"	36"	24"	ACKR723WE ()() ()	3,049.	4,207.	4,702.	6,113.	
		84"	30"	24"	ACKR822WE ()() ()	3,049.	4,207.	4,702.	6,113.	
84"		36"	24"	ACKR823WE ()() ()	3,154.	4,351.	4,865.	6,323.		
<i>right hand = wardrobe on right side facing cabinet (1/3rd of width)</i>										

left hand shown

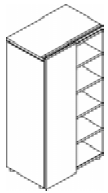
Order Code	Specification Information	Application Notes
Example: ACKL722WEV316AAAA	To order please specify pattern number including:	<p>Cabinets on this page are styled for the private office and include aluminum feet detail which is optional addition to lower storage beginning on page 185. Specify 70" h cabinets for use with single high overhead storage and 84" h cabinets for use with double high overhead storage.</p> <p>Hinged doors feature touch latches and do not lock. Sliding doors do not lock. File drawers dilled for locks, keying instructions must accompany order.</p> <p>Coat rod included in wardrobes.</p>
A AutoStrada	1. Hand (applicable for units with wardrobes only) L = wardrobe on left R = wardrobe on right	
C Cabinet	2. Height 7 = 70" h 8 = 84" h	
K Wardrobe/Open bookcase	3. Width 2 = 30" wide 3 = 36" wide	
L Left Hand	4. Interior & shelf W = wood drawer interior and wood shelves M = wood drawer interior and metal shelves	
7 70" high	5. Extruded aluminum pull E = extruded aluminum pull (default)	
2 24" deep	6. Finish Laminate, V1, V2 or V3 finish	
2 30" wide	7. Finish, Metal Shelves (if applicable) (paint finish or anodized aluminum three piece assembly)	
W Wood interior	8. Finish, Aluminum trim (trim & if pull) AA - Anodized aluminum or painted finish option from page 7 excluding silver	
E Extruded Aluminum Pull	9. Finish, cabinet feet AA - Anodized aluminum or painted finish option from page 7 excluding silver	
V316 Finish, Maple	See page 7 for finish options applicable.	
AA Finish, trim & pull, anodized aluminum	Product on this page will accept wood grain laminate where laminate is currently an option. List price for wood grain laminate options will be current published laminate list price plus 10%.	
AA Finish, cabinet feet, anodized alum		

description	type	h	w	d	pattern no.	L	V1	V2	V3
Wardrobe w/sliding door open bookcase w/wood shelves	left hand	70"	30"	24"	ACMWL722 () () ()	\$3,085.	\$4,044.	\$4,653.	\$6,048.
		70"	36"	24"	ACMWL723 () () ()	3,239.	4,246.	4,885.	6,351.
		84"	30"	24"	ACMWL822 () () ()	3,336.	4,351.	5,045.	6,558.
		84"	36"	24"	ACMWL823 () () ()	3,495.	4,543.	5,297.	6,886.
	right hand	70"	30"	24"	ACMWR722 () () ()	3,085.	4,044.	4,653.	6,048.
		70"	36"	24"	ACMWR723 () () ()	3,239.	4,246.	4,885.	6,351.
		84"	30"	24"	ACMWR822 () () ()	3,336.	4,351.	5,045.	6,558.
		84"	36"	24"	ACMWR823 () () ()	3,495.	4,543.	5,297.	6,886.



left hand shown

Wardrobe w/sliding door open bookcase w/metal shelves	left hand	70"	30"	24"	ACMML722 () () ()	3,290.	4,260.	4,869.	6,265.
		70"	36"	24"	ACMML723 () () ()	3,469.	4,489.	5,128.	6,594.
		84"	30"	24"	ACMML822 () () ()	3,592.	4,621.	5,316.	6,829.
		84"	36"	24"	ACMML823 () () ()	3,777.	4,841.	5,594.	7,183.
	right hand	70"	30"	24"	ACMMR722 () () ()	3,290.	4,260.	4,869.	6,265.
		70"	36"	24"	ACMMR723 () () ()	3,469.	4,489.	5,128.	6,594.
		84"	30"	24"	ACMMR822 () () ()	3,592.	4,621.	5,316.	6,829.
		84"	36"	24"	ACMMR823 () () ()	3,777.	4,841.	5,594.	7,183.



left hand shown

Order Code	Specification Information	Application Notes
Example: ACKL722WEV316AAAA	To order please specify pattern number including:	<p>Cabinets on this page are styled for the private office and include aluminum feet detail which is optional addition to lower storage beginning on page 185. Specify 70" h cabinets for use with single high overhead storage and 84" h cabinets for use with double high overhead storage.</p> <p>Hinged doors feature touch latches and do not lock. Sliding doors do not lock. File drawers drilled for locks, keying instructions must accompany order.</p> <p>Coat rod included in wardrobes.</p>
A AutoStrada	1. Hand (applicable for units with wardrobes only) L = wardrobe on left R = wardrobe on right	
C Cabinet	2. Height 7 = 70" h 8 = 84" h	
K Wardrobe/Open bookcase	3. Width 2 = 30" wide 3 = 36" wide	
L Left Hand	4. Interior & shelf W = wood drawer interior and wood shelves M = wood drawer interior and metal shelves	
7 70" high	5. Extruded aluminum pull E = extruded aluminum pull (default)	
2 24" deep	6. Finish Laminate, V1, V2 or V3 finish	
2 30" wide	7. Finish, Metal Shelves (if applicable) (paint finish or anodized aluminum three piece assembly)	
W Wood interior	8. Finish, Aluminum trim (trim & if pull) AA - Anodized aluminum or painted finish option from page 7 excluding silver	
E Extruded Aluminum Pull	9. Finish, cabinet feet AA - Anodized aluminum or painted finish option from page 7 excluding silver	

V316 Finish, Maple
AA Finish, trim & pull, anodized aluminum
AA Finish, cabinet feet, anodized alum

See page 7 for finish options applicable.

Product on this page will accept wood grain laminate where laminate is currently an option. List price for wood grain laminate options will be current published laminate list price plus 10%.

description	type	h	w	d	pattern no.	L	V1	V2	V3
Full wardrobe		70"	30"	24"	ACW722()()	\$2,890.	\$3,912.	\$4,464.	\$5,805.
		70"	36"	24"	ACW723()()	3,036.	4,109.	4,687.	6,094.
		84"	30"	24"	ACW822()()	3,036.	4,109.	4,687.	6,094.
		84"	36"	24"	ACW823()()	3,139.	4,250.	4,850.	6,304.



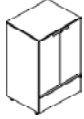
Touch latch only, no pulls/no lock; includes coat rod.

Order Code	Specification Information	Application Notes
Example: ACKL722WEV316AAAA	<i>To order please specify pattern number including:</i>	
A AutoStrada		
C Cabinet		
K Wardrobe/Open bookcase	1. Hand <i>(applicable for units with wardrobes only)</i> <i>L = wardrobe on left</i> <i>R = wardrobe on right</i>	
L Left Hand		
7 70" high	2. Height <i>7 = 70" h</i> <i>8 = 84" h</i>	
2 24" deep		
2 30" wide	3. Width <i>2 = 30" wide</i> <i>3 = 36" wide</i>	
W Wood interior	4. Interior & shelf <i>W = wood drawer interior and wood shelves</i> <i>M = wood drawer interior and metal shelves</i>	
E Extruded Aluminum Pull	5. Extruded aluminum pull <i>E = extruded aluminum pull (default)</i>	
V316 Finish, Maple		
AA Finish, trim & pull, anodized aluminum		
AA Finish, cabinet feet, anodized alum		
	6. Finish <i>Laminate, V1, V2 or V3 finish</i>	
	7. Finish, Metal Shelves <i>(if applicable)</i> <i>(paint finish or anodized aluminum three piece assembly)</i>	
	8. Finish, Aluminum trim (trim & if pull) <i>AA - Anodized aluminum or painted finish option from page 7 excluding silver</i>	
	9. Finish, cabinet feet <i>AA - Anodized aluminum or painted finish option from page 7 excluding silver</i>	
	See page 7 for finish options applicable.	
	Product on this page will accept wood grain laminate where laminate is currently an option. List price for wood grain laminate options will be current published laminate list price plus 10%.	
		Cabinets on this page are styled for the private office and include aluminum feet detail which is optional addition to lower storage beginning on page 185. Specify 70" h cabinets for use with single high overhead storage and 84" h cabinets for use with double high overhead storage.
		Hinged doors feature touch latches and do not lock. Sliding doors do not lock. File drawers drilled for locks, keying instructions must accompany order.
		Coat rod included in wardrobes.

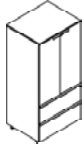
Freestanding Cabinets for open plan use with metal case pedestals

AutoStrada

description	h	w	d	pattern no.	lam. case	lam. case	lam. case	lam. case	lam. case	ven. case	ven. case	ven. case
					P1/P2/P3 front	lam front	V1 front	V2 front	V3 front	V1 front	V2 front	V3 front
Freestanding cabinet, 48" h	48"	24"	24"	AAV1 4824 S2D1F () () () ()	\$2,587.	\$2,511.	\$2,746.	\$2,880.	\$3,390.	\$3,330.	\$3,960.	\$5,359.
	48"	30"	24"	AAV1 4830 S2D1F () () () ()	2,709.	2,627.	2,855.	3,012.	3,603.	3,421.	4,142.	5,813.

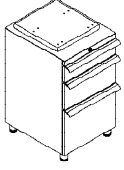



Freestanding cabinet, 64" h	64"	24"	24"	AAV1 6424 S2D2F () () () ()	2,801.	2,707.	2,972.	3,073.	3,739.	3,775.	4,447.	6,153.
	64"	30"	24"	AAV1 6430 S2D2F () () () ()	2,956.	2,846.	3,101.	3,234.	4,007.	3,855.	4,702.	6,717.



Order Code	Specification Information	Application Notes
Example: AAV1 4824 S2D1F L 118 P 613 AA	<i>To order please specify pattern number including:</i>	Freestanding cabinets for open plan are designed to match drawer fronts of AutoStrada metal pedestals in heights and thickness. Doors have 5 1/2" wide protruding pull and drawers have full width pulls. Cabinets are wood construction with 1 1/2" telescoping glides to match pedestals.
AAV1 Freestanding cabinet	L Lock	48"H cabinets have 2 doors over 1 file.
48 Height	N No lock	64"H cabinets have 2 doors over 2 files.
24 Width	Case finish (laminate or veneer only)	Files are full extension steel drawers that accept suspended legal file folders side to side. File bars are included to also support suspended letter or A4 side to side or front to back. File drawers are not bottom loadable.
S Depth	Front type	Cabinets are laminate case and top with painted, laminate or veneer fronts, or all veneer case and fronts.
2D Two door	L Laminate	
1F One file	P Paint	
L With lock	V Veneer	
118 Case finish	Front finish code	
P Front type	Pull finish (AA only)	
613 Front finish		
AA Pull finish		

Metal case
Pedestals
Floorstanding

description	type	width	depth	height	pattern number	P1/P2 front	P3 front	L front	V1 front	V2 front	V3 front
	personal/data/file	15"	17"	27"	ASFS1PDF18 () () ()	\$1,107.	\$1,161.	\$1,071.	\$1,288.	\$1,353.	\$1,470.
		15"	23"	27"	ASFS1PDF24 () () ()	1,199.	1,259.	1,174.	1,344.	1,410.	1,532.
	file/file	15"	17"	27"	ASFS1FF18 () () ()	945.	994.	944.	1,119.	1,206.	1,323.
		15"	23"	27"	ASFS1FF24 () () ()	1,026.	1,077.	1,029.	1,170.	1,261.	1,380.
	personal/data/file	30"	17"	27"	ASFS1WPDF30 () () ()	1,577.	1,657.	1,577.	1,705.	1,956.	2,543.
		36"	17"	27"	ASFS1WPDF36 () () ()	1,927.	2,025.	1,927.	2,092.	2,404.	3,123.
	file/file	30"	17"	27"	ASFS1WFF30 () () ()	1,371.	1,440.	1,371.	1,484.	1,701.	2,211.
		36"	17"	27"	ASFS1WFF36 () () ()	1,677.	1,761.	1,677.	1,820.	2,090.	2,716.
	data/file	30"	17"	23"	ASFS1WDF30 () () ()	1,303.	1,368.	1,303.	1,409.	1,615.	2,100.
		36"	17"	23"	ASFS1WDF36 () () ()	1,594.	1,673.	1,594.	1,730.	1,986.	2,580.
	2 door	30"	17"	27"	ASFS1WDD30 () () ()	1,371.	1,440.	1,371.	1,484.	1,701.	2,211.
		36"	17"	27"	ASFS1WDD36 () () ()	1,677.	1,761.	1,677.	1,820.	2,090.	2,716.

Order Code

Example:	ASFS1 FF18 111 P 114 AA
ASFS1	Autostrada floorstanding pedestal
FF	Configuration
18	Depth
111	Finish for case
P	Finish type for fronts
114	Finish for fronts
AA	Finish for pulls

Specification Information

All pedestals include front lock with KnollKey lock system. Personal drawer is 4"h. Data drawer is 7"h. File drawers are 11"h. Deep file drawers include file support for letter (width) or legal (depth) suspended file folders. All drawers have full extension, ball bearing drawer slides.

Please specify painted finish for case or fronts from paint finish options; front finish also optional from laminate, V1, V2 or V3 finish options listed on page 7.

Pulls are available in anodized aluminum or painted finish options listed on page 7 excluding silver.

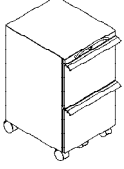
Application Notes

Floorstanding pedestals include levelling glides and closed top with 1" spacer to support one end of a worksurface at 27"h to underside of worksurface. 18"d pedestals fit under any worksurface with standard stiffener. Deep floorstanding pedestals fit under worksurfaces with worksurface stiffener 18" less than nominal width.

The metal case pedestals come with a 1"h board spacer that installs between the case and the worksurface it is supporting. The tops of the pedestals are drilled to accept the attachment screws.

Pedestals may not be used in freestanding applications.

Metal case
Pedestals
Mobile

description	type	width	depth	height	pattern number	P1/P2 front	P3 front	L front	V1 front	V2 front	V3 front	
	Mobile pedestal	Standard - data/file	15"	17"	22"	ASMS1 DF18 () () ()	\$934.	\$979.	\$944.	\$1,134.	\$1,234.	\$1,285.
	Deep - data/file	15"	23"	22"	ASMS1 DF24 () () ()	1,056.	1,110.	1,066.	1,300.	1,409.	1,462.	
	Standard - personal/data/file	15"	17"	26 1/2"	ASMS1 PDF18 () () ()	1,089.	1,144.	1,066.	1,290.	1,353.	1,464.	
	Deep - personal/data/file	15"	23"	26 1/2"	ASMS1 PDF24 () () ()	1,212.	1,273.	1,186.	1,464.	1,534.	1,659.	
	Standard - file/file	15"	17"	26 1/2"	ASMS1 FF18 () () ()	985.	1,034.	986.	1,188.	1,277.	1,285.	
	Deep - file/file	15"	23"	26 1/2"	ASMS1 FF24 () () ()	1,109.	1,163.	1,113.	1,300.	1,394.	1,518.	
Mobile pedestal, open top	Standard - data/file	15"	17"	22"	ASMS1 DFO18 () () ()	883.	928.	890.	1,101.	1,204.	1,251.	
Deep - data/file	15"	23"	22"	ASMS1 DFO24 () () ()	996.	1,045.	999.	1,261.	1,367.	1,422.		

Order Code

Specification Information

Application Notes

Example: **ASMS1 FF18 111 P 114 AA**

ASMS1	Autostrada mobile pedestal
FF	Configuration
18	Depth
111	Finish for case
P	Finish type for fronts
114	Finish for fronts
AA	Finish for pulls

All pedestals include front lock with KnollKey lock system. Personal drawer is 4"H. Data drawer is 7"H. File drawers are 11"H. Deep file drawers include file support for letter (width) or legal (depth) suspended file folders. All drawers have full extension, ball bearing drawer slides.

Please specify painted finish for case or fronts from paint finish options: front finish also optional from laminate, V1, V2 or V3 finish options listed on page 7.

Pulls are available in anodized aluminum or painted finish options listed on page 7 excluding silver.

Mobile pedestals are independent storage components with locking casters and pull. Standard mobile pedestals roll under worksurfaces set at 28" or higher. Deep mobile pedestals with two files or personal/data/file will not fit under stiffener of universal worksurface or desk set at 29" or lower. Specify data/file mobile pedestal under worksurfaces adjusted lower than 28"H.

Metal case
Pedestals
Accessories
cushion - fabric

description	type	width	depth	pattern number	A	com B	C	D	E	F	G	H	I
					Cushion	Deep	15"	23"	AS1 DPAD ()	\$214.	\$240.	\$280.	\$294.
	Standard	15"	17"	AS1 SPAD ()	174.	200.	227.	240.	254.	280.	307.	348.	361.



Order Code

Example: **AS1 SPAD**

AS1 Pedestal

S Depth

PAD Cushion

Specification Information

There is a \$75 upcharge on CAL133 backing on the cushion.

Consult the Currents price list for fabric information and grades

Application Notes

Pedestal cushions are for use on open top mobile pedestals.

For Customers Own Material (COM) applications, specify .75 yards of fabric for 17 inch deep mobile pedestal seat cushions, and .90 yards for 23 inch deep seat cushion.

Metal case
Pedestals
Accessories
cushion - leather

description	type	width	depth	pattern number	COL U	V	W	X	Y
Cushion	Deep	15"	23"	AS1 DPAD ()	\$427.	\$508.	\$627.	\$656.	\$694.
	Standard	15"	17"	AS1 SPAD ()	335.	400.	493.	508.	534.



Order Code

Example: AS1 SPAD
AS1 Pedestal
S Depth
PAD Cushion

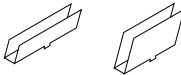
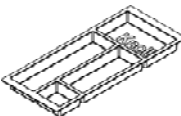
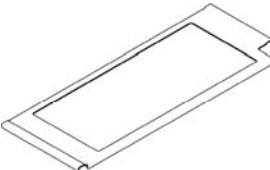
Specification Information

There is a \$99 upcharge for perforated leather.
 Consult the Currents price list for leather information and grades.

Application Notes

Pedestal cushions are for use on open top mobile pedestals.
 For Customers Own Leather (COL) applications, specify 11.5 sq. feet of leather for 17 inch deep mobile pedestal seat cushions, and 14.5 sq. feet for 23 inch deep seat cushion.

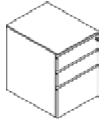
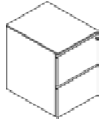
Metal case
Pedestals
Accessories
various

description	type	width	depth	height	pattern number	list
Drawer divider 	Personal or data drawer				MD6-BD	\$30.
File support rail	File drawer, set of 2				MD6-FS	11.
Bumper kits for mobile pedestal	21"H pedestal			21"	AS1 BKL	43.
	26"H pedestal			26"	AS1 BKH	51.
Pencil tray 	Personal or data drawer for 16" (letter width) Peds	13 1/4"	5 7/8"	1"	AS2 PT(C)	42.
	Personal or data drawer for 16" (letter width) Peds	13 1/4"	5 7/8"	1"	AS2 PT(N)	35.
Pencil tray adapter 	Use with 19" (Legal width) peds Includes metal adapter tray and plastic pencil tray				RPETAD	75.

Order Code	Specification Information	Application Notes
Example: AS2 PT <hr/> AS2 Pedestal <hr/> PT Pencil tray	Pencil tray is molded plastic and is available in black or clear. Black: N Clear: C Replacement worksurface stiffeners are black painted steel. Bumper kit is trim grey plastic.	Pencil tray sets in top of personal or data drawer. Moveable dividers organize pencils, pens, and paper clips in separate compartments. Drawer divider mounts in slots in bottom of personal or data drawer. U-shaped divider supports two rows of four CDs with titles visible in data drawer. File support spans width of file drawer to support side-to-side letter or legal width suspended files.

Wood or laminate case

Pedestals, wood drawer interiors

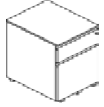
description	type	h	w	d	pattern no.	L	V1	V2	V3	
	19" deep	26"	16"	19"	AFPB10(E/P)(W)() ()	\$1,290.	\$1,386.	\$1,594.	\$2,072.	
		26"	19"	19"	AFPB11(E/P)(W)() ()	1,290.	1,386.	1,594.	2,072.	
	23" deep	26"	16"	23"	AFPB20(E/P)(W)() ()	1,418.	1,524.	1,753.	2,279.	
		26"	19"	23"	AFPB21(E/P)(W)() ()	1,418.	1,524.	1,753.	2,279.	
	29" deep	26"	16"	29"	AFPB30(E/P)(W)() ()	1,632.	1,752.	2,016.	2,621.	
		26"	19"	29"	AFPB31(E/P)(W)() ()	1,632.	1,752.	2,016.	2,621.	
		19" deep	26"	16"	19"	AFPF10(E/P)(W)() ()	1,219.	1,305.	1,501.	1,950.
			26"	19"	19"	AFPF11(E/P)(W)() ()	1,219.	1,305.	1,501.	1,950.
26"			30"	19"	AFPF12(E/P)(W)() ()	1,573.	1,684.	1,931.	2,510.	
26"			36"	19"	AFPF13(E/P)(W)() ()	1,924.	2,066.	2,373.	3,083.	
26"			42"	19"	AFPF14(E/P)(W)() ()	2,359.	2,534.	2,915.	3,791.	
23" deep		26"	16"	23"	AFPF20(E/P)(W)() ()	1,400.	1,502.	1,726.	2,243.	
		26"	19"	23"	AFPF21(E/P)(W)() ()	1,400.	1,502.	1,726.	2,243.	
		26"	30"	23"	AFPF22(E/P)(W)() ()	1,805.	1,935.	2,223.	2,887.	
		26"	36"	23"	AFPF23(E/P)(W)() ()	2,214.	2,376.	2,731.	3,547.	
		26"	42"	23"	AFPF24(E/P)(W)() ()	2,713.	2,913.	3,353.	4,359.	
29" deep		26"	16"	29"	AFPF30(E/P)(W)() ()	1,611.	1,727.	1,984.	2,578.	
		26"	19"	29"	AFPF31(E/P)(W)() ()	1,611.	1,727.	1,984.	2,578.	

Order Code	Specification Information	Application Notes	
<p>Example: AFPB21EWV316AA</p> <p>A AutoStrada</p> <p>F Floor standing</p> <p>P Pedestal</p> <p>B Box/Box/File configuration</p> <p>2 23" deep (nominal)</p> <p>1 19" wide (nominal)</p> <p>E Extruded aluminum pull</p> <p>W Wood interior</p> <p>V316 Finish, Maple</p> <p>AA Finish, pull (anodized aluminum)</p>	<p>To order please specify pattern number including:</p> <ol style="list-style-type: none"> Pedestal type (embedded in pattern number) F = Floor standing M = Mobile Pedestal configuration B = BBF (floorstanding) or BF (mobile) F = File/File Depth (nominal) 1 = 19" deep 2 = 23" deep 3 = 29" deep * (*available only in 16" or 19" widths) Width 0 = 16" wide (nominal) 1 = 19" wide (nominal) 2 = 30" wide (nominal) 3 = 36" wide (nominal) 4 = 42" wide (nominal) 	<ol style="list-style-type: none"> Pull E = extruded aluminum pull P = extruded aluminum protruding pull Interior W = wood drawer interior Finish Laminate, V1, V2 or V3 finish Finish, pull Anodized aluminum or painted finish options listed on page 9 excluding silver. <p>See page 7 for finish options applicable.</p> <p>Product on this page will accept wood grain laminate where laminate is currently an option. List price for wood grain laminate options will be current published laminate list price plus 10%.</p> <p>Note: Optional cabinet feet are recommended when pedestals used in free-standing applications to achieve overall desk height of 29⁵/₈" (see page 243).</p> <p>Primary finished top required in freestanding applications, ordered separately when item stands alone.</p> <p>Wood pencil tray included with BBF pedestals.</p>	<p>Actual depth nominal plus 3/8", finished back adds 1/2" (see page 190 for backs). Mobile pedestal includes finished back. All pedestals on this page include a finished sub-top and anti-tip spacer. Height to underside of worksurface including anti-tip spacer is 27"h. Optional work surface stand-offs (to use in place of anti-tip spacer) are specified separately from page 243.</p> <p>19" wide (nominal) units accommodate legal filing front to back. File bars included to accommodate letter filing front to back. 30", 36" and 42" wide units include file bars to accommodate legal and letter filing front to back and side to side.</p> <p>File drawers are bottom loadable.</p> <p>Pedestals drilled for locks, keying instructions must accompany order.</p>

Wood or laminate case

Pedestals, wood drawer interiors

AutoStrada

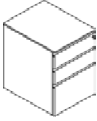
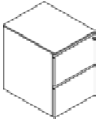
description	type	h	w	d	pattern no.	L	V1	V2	V3
Counterweight (for file/file configurations when used in single use freestanding applications)					RCOUNTWT	\$93.			
 Mobile ped, BF	19" deep	21 3/4"	16"	19"	AMPB10(E/P)(W)() ()	1,768.	1,895.	2,178.	2,831.
		21 3/4"	19"	19"	AMPB11(E/P)(W)() ()	1,768.	1,895.	2,178.	2,831.
	23" deep	21 3/4"	16"	23"	AMPB20(E/P)(W)() ()	2,033.	2,178.	2,507.	3,257.
		21 3/4"	19"	23"	AMPB21(E/P)(W)() ()	2,033.	2,178.	2,507.	3,257.

Order Code	Specification Information	Application Notes
Example: AFPB21EWW316AA	To order please specify pattern number including:	
A AutoStrada	1. Pedestal type (embedded in pattern number) F = Floor standing M = Mobile	5. Pull E = extruded aluminum pull P = extruded aluminum protruding pull
F Floor standing	2. Pedestal configuration B = BBF (floorstanding) or BF (mobile) F = File/File	6. Interior W = wood drawer interior
P Pedestal	3. Depth (nominal) 1 = 19" deep 2 = 23" deep 3 = 29" deep * (*available only in 16" or 19" widths)	7. Finish Laminate, V1, V2 or V3 finish
B Box/Box/File configuration	4. Width 0 = 16" wide (nominal) 1 = 19" wide (nominal) 2 = 30" wide (nominal) 3 = 36" wide (nominal) 4 = 42" wide (nominal)	8. Finish, pull Anodized aluminum or painted finish options listed on page 9 excluding silver.
2 23" deep (nominal)		See page 7 for finish options applicable.
1 19" wide (nominal)		Product on this page will accept wood grain laminate where laminate is currently an option. List price for wood grain laminate options will be current published laminate list price plus 10%.
E Extruded aluminum pull		Note: Optional cabinet feet are recommended when pedestals used in free-standing applications to achieve overall desk height of 29 5/8" (see page 243).
W Wood interior		Primary finished top required in freestanding applications, ordered separately when item stands alone.
V316 Finish, Maple		Wood pencil tray included with BBF pedestals.
AA Finish, pull (anodized aluminum)		

Wood or laminate case

Pedestals, metal drawer interiors

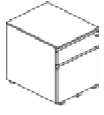
AutoStrada

description	type	h	w	d	pattern no.	L	V1	V2	V3	
 Pedestal, BBF	19" deep	26"	16"	19"	AFPB10(E/P)(M)() ()	\$1,167.	\$1,262.	\$1,467.	\$1,941.	
		26"	19"	19"	AFPB11(E/P)(M)() ()	1,167.	1,262.	1,467.	1,941.	
	23" deep	26"	16"	23"	AFPB20(E/P)(M)() ()	1,294.	1,399.	1,625.	2,145.	
		26"	19"	23"	AFPB21(E/P)(M)() ()	1,294.	1,399.	1,625.	2,145.	
	29" deep	26"	16"	29"	AFPB30(E/P)(M)() ()	1,504.	1,624.	1,884.	2,482.	
		26"	19"	29"	AFPB31(E/P)(M)() ()	1,504.	1,624.	1,884.	2,482.	
	 Pedestal, FF	19" deep	26"	16"	19"	AFPF10(E/P)(M)() ()	1,096.	1,182.	1,375.	1,819.
			26"	19"	19"	AFPF11(E/P)(M)() ()	1,096.	1,182.	1,375.	1,819.
26"			30"	19"	AFPF12(E/P)(M)() ()	1,340.	1,448.	1,693.	2,264.	
26"			36"	19"	AFPF13(E/P)(M)() ()	1,685.	1,826.	2,129.	2,831.	
23" deep		26"	16"	23"	AFPF20(E/P)(M)() ()	1,276.	1,376.	1,598.	2,109.	
		26"	19"	23"	AFPF21(E/P)(M)() ()	1,276.	1,376.	1,598.	2,109.	
		26"	30"	23"	AFPF22(E/P)(M)() ()	1,568.	1,697.	1,980.	2,638.	
		26"	36"	23"	AFPF23(E/P)(M)() ()	1,972.	2,132.	2,483.	3,290.	
29" deep		26"	16"	29"	AFPF30(E/P)(M)() ()	1,484.	1,599.	1,852.	2,441.	
		26"	19"	29"	AFPF31(E/P)(M)() ()	1,484.	1,599.	1,852.	2,441.	
Counterweight (for file/file configurations when used in single use freestanding applications)					RCOUNTWT	93.				

Order Code	Specification Information	Application Notes
Example: AFPB21EMV316AA	<i>To order please specify pattern number including:</i>	
A AutoStrada	1. Pedestal type (embedded in pattern number) <i>F = Floor standing</i>	5. Pull <i>E = extruded aluminum pull</i> <i>P = extruded aluminum protruding pull</i>
F Floor standing	<i>M = Mobile</i>	6. Interior <i>M = metal drawer interior</i>
P Pedestal	2. Pedestal configuration <i>B = BBF (floorstanding) or BF (mobile)</i>	7. Finish <i>Laminate, V1, V2 or V3 finish</i>
B Box/Box/File configuration	<i>F = File/File</i>	8. Finish, pull <i>Anodized aluminum or painted finish options listed on page 9 excluding silver.</i>
2 23" deep (nominal)	3. Depth (nominal) <i>1 = 19" deep</i> <i>2 = 23" deep</i> <i>3 = 29" deep *</i> <i>(*available only in 16" or 19" widths)</i>	See page 7 for finish options applicable.
1 19" wide (nominal)	4. Width <i>0 = 16" wide (nominal)</i> <i>1 = 19" wide (nominal)</i> <i>2 = 30" wide (nominal)</i> <i>3 = 36" wide (nominal)</i>	Product on this page will accept wood grain laminate where laminate is currently an option. List price for wood grain laminate options will be current published laminate list price plus 10%. Note: Optional cabinet feet are recommended when pedestals used in free-standing applications to achieve overall desk height of 29 ⁵ / ₈ " (see page 243). Primary finished top required in freestanding applications, ordered separately when item stands alone.
E Extruded aluminum pull		File drawers are bottom loadable.
M Metal interior		Pedestals drilled for locks, keying instructions must accompany order.
V316 Finish, Maple		
AA Finish, pull (anodized aluminum)		
		Pencil tray to be ordered separately see page 184.

Wood or laminate case
Pedestals, metal drawer interiors

AutoStrada

description	type	h	w	d	pattern no.	L	V1	V2	V3
	19" deep	21 ³ / ₄ "	16"	19"	AMPB10(E/P)(M)() ()	\$1,667.	\$1,792.	\$2,073.	\$2,717.
		21 ³ / ₄ "	19"	19"	AMPB11(E/P)(M)() ()	1,667.	1,792.	2,073.	2,717.
	23" deep	21 ³ / ₄ "	16"	23"	AMPB20(E/P)(M)() ()	1,929.	2,073.	2,396.	3,138.
		21 ³ / ₄ "	19"	23"	AMPB21(E/P)(M)() ()	1,929.	2,073.	2,396.	3,138.

Order Code

Example:	AFPB21EMV316AA
A	AutoStrada
F	Floor standing
P	Pedestal
B	Box/Box/File configuration
2	23" deep (nominal)
1	19" wide (nominal)
E	Extruded aluminum pull
M	Metal interior
V316	Finish, Maple
AA	Finish, pull (anodized aluminum)

Specification Information

To order please specify pattern number including:

- Pedestal type (embedded in pattern number)
F = Floor standing
M = Mobile
- Pedestal configuration
B = BBF (floorstanding) or BF (mobile)
F = File/File
- Depth (nominal)
1 = 19" deep
2 = 23" deep
3 = 29" deep *
(*available only in 16" or 19" widths)
- Width
0 = 16" wide (nominal)
1 = 19" wide (nominal)
2 = 30" wide (nominal)
3 = 36" wide (nominal)

Application Notes

- Pull
E = extruded aluminum pull
P = extruded aluminum protruding pull
- Interior
M = metal drawer interior
- Finish
Laminate, V1, V2 or V3 finish
- Finish, pull
Anodized aluminum or painted finish options listed on page 9 excluding silver.

See page 7 for finish options applicable.

Product on this page will accept wood grain laminate where laminate is currently an option.
List price for wood grain laminate options will be current published laminate list price plus 10%.

Note: Optional cabinet feet are recommended when pedestals used in free-standing applications to achieve overall desk height of 29⁵/₈" (see page 243).

Primary finished top required in freestanding applications, ordered separately when item stands alone.

Pencil tray to be ordered separately see page 184.

Actual depth nominal plus 3/8", finished back adds 1/2" (see page 190 for backs). Mobile pedestal includes finished back. All pedestals on this page include a finished sub-top and anti-tip spacer. Height to underside of worksurface including anti-tip spacer is 27"h. Optional work surface stand-offs (to use in place of anti-tip spacer) are specified separately from page 243.

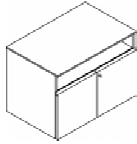
19" wide (nominal) units accommodate legal filing front to back. File bars included to accommodate letter filing front to back. 30", 36" and 42" wide units include file bars to accommodate legal and letter filing front to back and side to side.

File drawers are bottom loadable.

Pedestals drilled for locks, keying instructions must accompany order.

Wood or laminate case

Lower storage

description	type	h	w	d	pattern no.	L	V1	V2	V3
 <p>36" w shown</p>	19" deep	26"	16"	19"	AFPHL10(E/P)(L/N)(W)() ()	\$834.	\$894.	\$1,029.	\$1,338.
		26"	16"	19"	AFPHR10(E/P)(L/N)(W)() ()	834.	894.	1,029.	1,338.
		26"	19"	19"	AFPHL11(E/P)(L/N)(W)() ()	834.	894.	1,029.	1,338.
		26"	19"	19"	AFPHR11(E/P)(L/N)(W)() ()	834.	894.	1,029.	1,338.
		26"	30"	19"	AFPH12(E/P)(L/N)(W)() ()	991.	1,061.	1,219.	1,586.
		26"	36"	19"	AFPH13(E/P)(L/N)(W)() ()	1,237.	1,325.	1,526.	1,982.
		26"	42"	19"	AFPH14(E/P)(L/N)(W)() ()	1,548.	1,651.	1,905.	2,478.
	23" deep	26"	16"	23"	AFPHL20(E/P)(L/N)(W)() ()	959.	1,029.	1,183.	1,538.
		26"	16"	23"	AFPHR20(E/P)(L/N)(W)() ()	959.	1,029.	1,183.	1,538.
		26"	19"	23"	AFPHL21(E/P)(L/N)(W)() ()	959.	1,029.	1,183.	1,538.
		26"	19"	23"	AFPHR21(E/P)(L/N)(W)() ()	959.	1,029.	1,183.	1,538.
		26"	30"	23"	AFPH22(E/P)(L/N)(W)() ()	1,137.	1,220.	1,404.	1,825.
		26"	36"	23"	AFPH23(E/P)(L/N)(W)() ()	1,423.	1,524.	1,753.	2,280.
		26"	42"	23"	AFPH24(E/P)(L/N)(W)() ()	1,779.	1,900.	2,190.	2,847.

Order Code	Specification Information	Application Notes
Example: AFPHL21ELWV316AA A AutoStrada F Floor standing P Pedestal H Hinged door/open shelf above L Left hand 2 24" deep 1 19" wide E Extruded aluminum pull L Drilled for lock W Wood interior V316 Finish, Maple AA Finish, pull (anodized aluminum)	To order please specify pattern number including: 1. Hand (applicable 16" and 19" wide units) <i>L = hinges on left</i> <i>R = hinges on right</i> 2. Depth <i>1 = 20" deep</i> <i>2 = 24" deep</i> 3. Width <i>0 = 16" wide</i> <i>1 = 19" wide</i> <i>2 = 30" wide</i> <i>3 = 36" wide</i> <i>4 = 42" wide</i> 4. Pull <i>E = Extruded aluminum pull</i> <i>P = Extruded aluminum protruding pull</i>	5. Lock option <i>L = drilled for locks</i> <i>N = not drilled for locks</i> 6. Interior <i>W = wood interior (only)</i> 7. Finish <i>Laminate, V1, V2 or V3 finish</i> 8. Finish, pull <i>Anodized aluminum or painted finish options listed on page 9 excluding silver.</i> Optional lock drilled to be specified. If drilled for locks selected, keying instructions must accompany order. See page 7 for finish options applicable. Product on this page will accept wood grain laminate where laminate is currently an option. List price for wood grain laminate options will be current published laminate list price plus 10%.

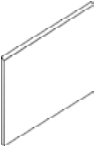

Units on this page include a finished sub-top and anti-tip spacer. Height to underside of worksurface including anti-tip spacer is 27" h. Optional work surface stand-offs (to use in place of anti-tip spacer) are specified separately from page 243.

Primary finished top required in freestanding applications, ordered separately when item stands alone.

Note: Optional cabinet feet are recommended when units used in free-standing applications to achieve overall desk height of 29⁵/₈" (see page 243).

Wood or laminate case
Finished backs for lower storage

AutoStrada

description	h	w	thickness	pattern no.	L	V1	V2	V3
 Finished back	25 1/2"	16"	1/2"	AFB16 ()	\$115.	\$118.	\$138.	\$180.
	25 1/2"	19"	1/2"	AFB19 ()	115.	118.	138.	180.
	25 1/2"	30"	1/2"	AFB30 ()	230.	236.	271.	351.
	25 1/2"	36"	1/2"	AFB36 ()	272.	282.	323.	419.
	25 1/2"	42"	1/2"	AFB42 ()	379.	419.	485.	630.
	25 1/2"	60"	1/2"	AFB60 ()	459.	513.	589.	765.
	25 1/2"	72"	1/2"	AFB72 ()	529.	589.	679.	881.
	25 1/2"	84"	1/2"	AFB84 ()	596.	666.	764.	994.
	25 1/2"	96"	1/2"	AFB96 ()	649.	721.	829.	1,079.
 Pedestal filler strip	25 1/2"	5"	1/2"	AWCPFS ()	89.	117.	118.	124.

Order Code

Example: AFB19V316
A AutoStrada
FB Finished back
19 19" wide
V316 Finish, Maple

Specification Information

To order please specify pattern number including:

- Width
 16 = for 16" wide units
 19 = for 19" wide units
 30 = for 30" wide units
 36 = for 36" wide units
 42 = for 42" wide units
 60 = for two 30" w side by side
 72 = for two 36" w side by side
 84 = for two 42" w side by side
 90 = for three 30" w side by side
 96 = for two 30" w & one 36" w side by side
- Finish
 Laminate, V1, V2 or V3 finish



Application Notes

Finished backs are used with lower storage in free-standing applications where the back is exposed. Backs are 1/2" thick. Finished backs also recommended for "ganging" units together when creating build-to-spec credenza units.

Pedestal filler strip used in lieu of finished back when full back not exposed to finish gap to wall.

See page 7 for finish options applicable.

Product on this page will accept wood grain laminate where laminate is currently an option. List price for wood grain laminate options will be current published laminate list price plus 10%.

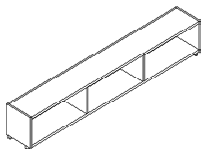
description	w	d	h	pattern no.	L	V1	V2	V3	list
Box shelf, freestanding 	36"	15"	21"	ASBF1 36()()	\$918.	\$1,260.	\$1,454.	\$1,803.	
	42"	15"	21"	ASBF1 42()()	949.	1,291.	1,486.	1,879.	
	48"	15"	21"	ASBF1 48()()	980.	1,322.	1,518.	1,955.	
Box shelf, spine support 	36"	15"	21"	ASBS1 36()()	918.	1,260.	1,454.	1,803.	
	42"	15"	21"	ASBS1 42()()	949.	1,291.	1,486.	1,879.	
	48"	15"	21"	ASBS1 48()()	980.	1,322.	1,518.	1,955.	
Box top	36"	15"		ASBT1 36()					179.
	42"	15"		ASBT1 42()					190.
	48"	15"		ASBT1 48()					203.

Order Code	Specification Information	Application Notes
Example: ASBF1 48 114 AA AS AutoStrada storage B Box shelf F1 freestanding 48 width 114 case finish AA leg finish	<p><i>To order please specify pattern number including:</i></p> <p>Box shelf freestanding</p> <ol style="list-style-type: none"> 1. Finish, Case <i>Laminate, V1, V2 or V3</i> 2. Finish, Legs <i>Clear anodized aluminum or painted finish option</i> <p>Box shelf spine support</p> <ol style="list-style-type: none"> 1. Finish, Case <i>Laminate, V1, V2 or V3</i> 2. Finish, Legs <i>Clear anodized aluminum or painted finish options listed on page 9 excluding silver.</i> 3. Finish, Bracket <i>All standard paint finishes</i> <p>Painted finish options listed on page 7 excluding silver.</p>	<p>Box top</p> <ol style="list-style-type: none"> 1. Finish, surface <i>TEMP Clear tempered glass</i> <p>Product on this page will accept wood grain laminate where laminate is currently an option. List price for wood grain laminate options will be current published laminate list price plus 10%.</p> <p>Box shelf is an open storage unit for binders or other material. Box shelf has full back, sides and partition which support one 16" wide, adjustable height glass shelf.</p> <p>Freestanding box shelf includes four clear anodized aluminum or painted legs with leveling glides.</p> <p>Spine support version includes two legs and two brackets that clamp on to the structural base cover of AutoStrada spine or Currents service wall.</p> <p>Box shelf also serves as spine support in place of outrigger. Fixed height end support bracket can be attached behind spine-attached Box shelf.</p> <p>Optional Box top is 1/4" clear tempered glass.</p>

Overhead storage, wood cases

Stack-on Overheads (for use with Medians)

open

description	type	sections	h	w	d	pattern no.	L	V1	V2	V3
Stack-on Overhead, Open  96" w shown	binder depth	2	15"	42"	14 1/4"	ASOBO42 () ()	\$1,664.	\$1,719.	\$1,978.	\$2,571.
		2	15"	48"	14 1/4"	ASOBO48 () ()	1,723.	1,782.	2,048.	2,663.
		2	15"	54"	14 1/4"	ASOBO54 () ()	1,744.	1,801.	2,073.	2,695.
		2	15"	60"	14 1/4"	ASOBO60 () ()	1,762.	1,823.	2,098.	2,726.
		2	15"	66"	14 1/4"	ASOBO66 () ()	1,961.	2,026.	2,331.	3,032.
		2	15"	72"	14 1/4"	ASOBO72 () ()	2,161.	2,230.	2,567.	3,336.
		3	15"	78"	14 1/4"	ASOBO78 () ()	2,231.	2,306.	2,651.	3,448.
		3	15"	84"	14 1/4"	ASOBO84 () ()	2,305.	2,380.	2,739.	3,559.
		3	15"	90"	14 1/4"	ASOBO90 () ()	2,377.	2,456.	2,823.	3,672.
	3	15"	96"	14 1/4"	ASOBO96 () ()	2,462.	2,546.	2,926.	3,803.	
	legal depth	2	15"	42"	17 1/4"	ASOGO42 () ()	1,796.	1,853.	2,138.	2,778.
		2	15"	48"	17 1/4"	ASOGO48 () ()	1,862.	1,924.	2,212.	2,877.
		2	15"	54"	17 1/4"	ASOGO54 () ()	1,882.	1,946.	2,240.	2,911.
		2	15"	60"	17 1/4"	ASOGO60 () ()	1,902.	1,967.	2,263.	2,944.
		2	15"	66"	17 1/4"	ASOGO66 () ()	2,117.	2,188.	2,518.	3,273.
		2	15"	72"	17 1/4"	ASOGO72 () ()	2,331.	2,408.	2,772.	3,602.
3		15"	78"	17 1/4"	ASOGO78 () ()	2,411.	2,490.	2,864.	3,724.	
3		15"	84"	17 1/4"	ASOGO84 () ()	2,488.	2,571.	2,957.	3,844.	
3		15"	90"	17 1/4"	ASOGO90 () ()	2,565.	2,651.	3,049.	3,965.	
3	15"	96"	17 1/4"	ASOGO96 () ()	2,659.	2,748.	3,160.	4,109.		

Order Code	Specification Information	Application Notes
Example: ASOBO42V316AA	<i>To order please specify pattern number including:</i>	Stack-on overheads, as the description implies "stack-on" median top shelf, please make sure median top shelf depth and overhead depth correspond.
A AutoStrada	1. Depth <i>B = Binder depth</i> <i>G = Legal depth</i>	
S Stack-on	2. Width	Stack-on overheads correspond to interior width of medians and median storage.
O Overhead	3. Finish <i>Laminate, V1, V2 or V3</i>	
B Binder depth	4. Finish, support feet <i>Anodized aluminum or painted finish options listed on page 9 excluding silver.</i>	
O Open		
42 42" wide		
V316 Finish, Maple		
AA Finish, Support feet		

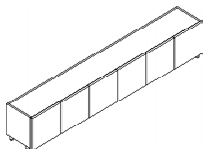
See page 7 for finish options applicable.

Product on this page will accept wood grain laminate where laminate is currently an option.
List price for wood grain laminate options will be current published laminate list price plus 10%.

Overhead storage, wood cases

Stack-on Overheads (for use with Medians)

hinged door

description	type	# drs/locks	h	w	d	pattern no.	L	V1	V2	V3		
 <p>96" w shown</p>	binder depth	3/2	15"	42"	15 1/4"	ASOBD42 () () ()	\$1,846.	\$1,907.	\$2,196.	\$2,854.		
		3/2	15"	48"	15 1/4"	ASOBD48 () () ()	1,912.	1,978.	2,274.	2,957.		
		3/2	15"	54"	15 1/4"	ASOBD54 () () ()	1,934.	2,000.	2,300.	2,992.		
		4/2	15"	60"	15 1/4"	ASOBD60 () () ()	1,956.	2,024.	2,326.	3,024.		
		4/2	15"	66"	15 1/4"	ASOBD66 () () ()	2,177.	2,248.	2,588.	3,363.		
		4/2	15"	72"	15 1/4"	ASOBD72 () () ()	2,399.	2,482.	2,856.	3,712.		
		5/3	15"	78"	15 1/4"	ASOBD78 () () ()	2,478.	2,559.	2,944.	3,828.		
		5/3	15"	84"	15 1/4"	ASOBD84 () () ()	2,558.	2,642.	3,038.	3,951.		
		6/3	15"	90"	15 1/4"	ASOBD90 () () ()	2,641.	2,727.	3,136.	4,077.		
		6/3	15"	96"	15 1/4"	ASOBD96 () () ()	2,733.	2,827.	3,253.	4,227.		
		legal depth		3/2	15"	42"	18 1/4"	ASOGD42 () () ()	1,992.	2,060.	2,371.	3,083.
				3/2	15"	48"	18 1/4"	ASOGD48 () () ()	2,065.	2,138.	2,456.	3,193.
				3/2	15"	54"	18 1/4"	ASOGD54 () () ()	2,089.	2,161.	2,484.	3,231.
				4/2	15"	60"	18 1/4"	ASOGD60 () () ()	2,113.	2,184.	2,512.	3,266.
4/2	15"			66"	18 1/4"	ASOGD66 () () ()	2,350.	2,429.	2,795.	3,635.		
4/2	15"			72"	18 1/4"	ASOGD72 () () ()	2,590.	2,681.	3,083.	4,009.		
5/3	15"			78"	18 1/4"	ASOGD78 () () ()	2,677.	2,763.	3,179.	4,134.		
5/3	15"			84"	18 1/4"	ASOGD84 () () ()	2,761.	2,854.	3,281.	4,267.		
6/3	15"			90"	18 1/4"	ASOGD90 () () ()	2,853.	2,945.	3,386.	4,403.		
6/3	15"			96"	18 1/4"	ASOGD96 () () ()	2,954.	3,054.	3,511.	4,566.		

Order Code	Specification Information	Application Notes
Example: ASOBD42LV316AA A AutoStrada S Stack-on O Overhead B Binder depth D Hinged Door 42 42" wide L Locking V316 Finish, Maple AA Finish, support feet	To order please specify pattern number including: 1. Depth <i>B = Binder depth</i> <i>G = Legal depth</i> 2. Width 3. Lock option <i>L = Lock hole drilled</i> <i>N = Not drilled for locks</i> 4. Finish <i>Laminate, V1, V2 or V3</i> 5. Finish, support feet <i>Anodized aluminum or painted finish options listed on page 9 excluding silver.</i>	Stack-on overheads, as the description implies "stack-on" median top shelf, please make sure median top shelf depth and overhead depth correspond. Hinged doors extend slightly beyond case construction to allow for easy finger pull access along the bottom. No pulls available. Optional lock drilling to be specified. If drilled for locks selected, keying instructions must accompany order. Stack-on overheads correspond to interior width of medians and median storage.

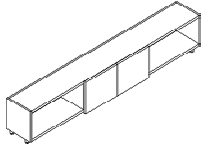
See page 7 for finish options applicable.

Product on this page will accept wood grain laminate where laminate is currently an option. List price for wood grain laminate options will be current published laminate list price plus 10%.

Overhead storage, wood cases

Stack-on Overheads (for use with Medians)

open / hinged door / open

description	type	locks	h	w	d	pattern no.	L	V1	V2	V3
Stack-on Overhead, Open/Wood hinged doors/Open  96" w shown	binder depth	1	15"	60"	15 1/4"	ASOBT60 () ()	\$1,849.	\$1,913.	\$2,202.	\$2,861.
		1	15"	66"	15 1/4"	ASOBT66 () ()	2,059.	2,127.	2,449.	3,182.
		1	15"	72"	15 1/4"	ASOBT72 () ()	2,268.	2,342.	2,695.	3,503.
		1	15"	78"	15 1/4"	ASOBT78 () ()	2,343.	2,421.	2,784.	3,621.
		1	15"	84"	15 1/4"	ASOBT84 () ()	2,419.	2,499.	2,875.	3,737.
		1	15"	90"	15 1/4"	ASOBT90 () ()	2,495.	2,578.	2,965.	3,854.
	1	15"	96"	15 1/4"	ASOBT96 () ()	2,584.	2,675.	3,072.	3,993.	
	legal depth	1	15"	60"	18 1/4"	ASOGT60 () ()	1,999.	2,066.	2,378.	3,093.
		1	15"	66"	18 1/4"	ASOGT66 () ()	2,224.	2,298.	2,643.	3,438.
		1	15"	72"	18 1/4"	ASOGT72 () ()	2,449.	2,529.	2,911.	3,784.
		1	15"	78"	18 1/4"	ASOGT78 () ()	2,530.	2,615.	3,007.	3,911.
		1	15"	84"	18 1/4"	ASOGT84 () ()	2,614.	2,700.	3,106.	4,036.
		1	15"	90"	18 1/4"	ASOGT90 () ()	2,695.	2,783.	3,200.	4,163.
1	15"	96"	18 1/4"	ASOGT96 () ()	2,791.	2,887.	3,319.	4,312.		

Order Code	Specification Information	Application Notes
Example: ASOBT60LV316AA	<i>To order please specify pattern number including:</i>	Stack-on overheads, as the description implies "stack-on" median top shelf, please make sure median top shelf depth and overhead depth correspond.
A AutoStrada	1. Depth <i>B = Binder depth</i> <i>G = Legal depth</i>	Optional lock drilling to be specified. If drilled for locks selected, keying instructions must accompany order.
S Stack-on	2. Width	Stack-on overheads correspond to interior width of medians and median storage.
O Overhead	3. Lock option <i>L = Lock hole drilled</i> <i>N = Not drilled for locks</i>	Hinged doors extend slightly beyond case construction to allow for easy finger pull access along the bottom. No pulls available.
B Binder depth	4. Finish <i>Laminate, V1, V2 or V3</i>	
T Open/Hinged Door/Open	5. Finish, support feet <i>Anodized aluminum or painted finish options listed on page 9 excluding silver.</i>	
60 60" wide		
L Locking		
V316 Finish, Maple		
AA Finish, support feet		

Specification Information

To order please specify pattern number including:

- Depth
B = Binder depth
G = Legal depth
- Width
- Lock option
L = Lock hole drilled
N = Not drilled for locks
- Finish
Laminate, V1, V2 or V3
- Finish, support feet
Anodized aluminum or painted finish options listed on page 9 excluding silver.

See page 7 for finish options applicable.

Product on this page will accept wood grain laminate where laminate is currently an option. List price for wood grain laminate options will be current published laminate list price plus 10%.

Application Notes

Stack-on overheads, as the description implies "stack-on" median top shelf, please make sure median top shelf depth and overhead depth correspond.

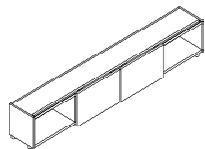
Hinged doors extend slightly beyond case construction to allow for easy finger pull access along the bottom. No pulls available.

Optional lock drilling to be specified. If drilled for locks selected, keying instructions must accompany order.

Stack-on overheads correspond to interior width of medians and median storage.

Overhead storage, wood cases

Stack-on Overheads (for use with Medians with sliding wood door(s))

description	type	h	w	d	pattern no.	L	V1	V2	V3				
 <p>96" w shown</p>	Stack-on Overhead, Wood Sliding Door(s)	binder depth	15"	42"	15 1/4"	ASOBS42 () ()	\$2,494.	\$2,628.	\$3,323.	\$4,319.			
			15"	48"	15 1/4"	ASOBS48 () ()	2,583.	2,726.	3,442.	4,474.			
			15"	54"	15 1/4"	ASOBS54 () ()	2,614.	2,757.	3,481.	4,527.			
			15"	60"	15 1/4"	ASOBS60 () ()	2,642.	2,786.	3,522.	4,580.			
			15"	66"	15 1/4"	ASOBS66 () ()	2,941.	3,099.	3,916.	5,092.			
			15"	72"	15 1/4"	ASOBS72 () ()	3,241.	3,412.	4,312.	5,606.			
			15"	78"	15 1/4"	ASOBS78 () ()	3,346.	3,527.	4,455.	5,792.			
			15"	84"	15 1/4"	ASOBS84 () ()	3,456.	3,641.	4,601.	5,979.			
			15"	90"	15 1/4"	ASOBS90 () ()	3,563.	3,758.	4,743.	6,166.			
			15"	96"	15 1/4"	ASOBS96 () ()	3,692.	3,896.	4,914.	6,390.			
			legal depth			15"	42"	18 1/4"	ASOGS42 () ()	2,694.	2,840.	3,589.	4,666.
						15"	48"	18 1/4"	ASOGS48 () ()	2,791.	2,944.	3,716.	4,832.
						15"	54"	18 1/4"	ASOGS54 () ()	2,823.	2,978.	3,760.	4,888.
						15"	60"	18 1/4"	ASOGS60 () ()	2,854.	3,010.	3,805.	4,945.
						15"	66"	18 1/4"	ASOGS66 () ()	3,176.	3,346.	4,230.	5,500.
						15"	72"	18 1/4"	ASOGS72 () ()	3,499.	3,686.	4,657.	6,054.
						15"	78"	18 1/4"	ASOGS78 () ()	3,614.	3,809.	4,813.	6,256.
						15"	84"	18 1/4"	ASOGS84 () ()	3,732.	3,935.	4,967.	6,457.
15"	90"	18 1/4"				ASOGS90 () ()	3,849.	4,058.	5,123.	6,658.			
15"	96"	18 1/4"				ASOGS96 () ()	3,989.	4,206.	5,307.	6,900.			

Order Code	Specification Information	Application Notes
Example: ASOBS42V316AA A AutoStrada S Stack-on O Overhead B Binder depth S Open/Sliding (wood) Door 42 42" wide V316 Finish, Maple AA Finish, support feet	To order please specify pattern number including: 1. Depth <i>B = Binder depth</i> <i>G = Legal depth</i> 2. Sliding door material <i>S = wood, same as case</i> <i>R = glass</i> 3. Width 4. Finish <i>Laminate, V1, V2 or V3</i> 5. Finish, support feet and pull <i>Anodized aluminum or painted finish options listed on page 9 excluding silver.</i>	Sliding doors are not available with locks. Stack-on overheads, as the description implies "stack-on" median top shelf, please make sure median top shelf depth and overhead depth correspond. Sliding door pulls included, not visible on image. When AA finish specified pull is complimentary painted match to AA, pull not anodized.

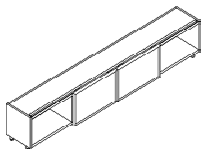
See page 7 for finish options applicable.

Product on this page will accept wood grain laminate where laminate is currently an option. List price for wood grain laminate options will be current published laminate list price plus 10%.

Overhead storage, wood cases

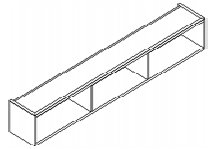
Stack-on Overheads (for use with Medians)

with sliding glass door(s)

description	type	h	w	d	pattern no.	L	V1	V2	V3	
 <p>96" w shown</p>	Stack-on Overhead, Glass Sliding Door(s)	binder depth	15"	42"	15 1/4"	ASOBR42 () () ()	\$2,977.	\$3,127.	\$3,897.	\$5,067.
		15"	48"	15 1/4"	ASOBR48 () () ()	3,083.	3,242.	4,036.	5,248.	
		15"	54"	15 1/4"	ASOBR54 () () ()	3,120.	3,279.	4,084.	5,307.	
		15"	60"	15 1/4"	ASOBR60 () () ()	3,155.	3,316.	4,130.	5,369.	
		15"	66"	15 1/4"	ASOBR66 () () ()	3,510.	3,689.	4,593.	5,972.	
		15"	72"	15 1/4"	ASOBR72 () () ()	3,867.	4,059.	5,057.	6,574.	
		15"	78"	15 1/4"	ASOBR78 () () ()	3,995.	4,196.	5,224.	6,792.	
		15"	84"	15 1/4"	ASOBR84 () () ()	4,125.	4,331.	5,395.	7,012.	
		15"	90"	15 1/4"	ASOBR90 () () ()	4,253.	4,469.	5,562.	7,232.	
		15"	96"	15 1/4"	ASOBR96 () () ()	4,407.	4,633.	5,764.	7,494.	
	legal depth	15"	42"	18 1/4"	ASOGR42 () () ()	3,213.	3,377.	4,209.	5,471.	
		15"	48"	18 1/4"	ASOGR48 () () ()	3,331.	3,502.	4,357.	5,666.	
		15"	54"	18 1/4"	ASOGR54 () () ()	3,370.	3,540.	4,410.	5,734.	
		15"	60"	18 1/4"	ASOGR60 () () ()	3,405.	3,581.	4,462.	5,800.	
		15"	66"	18 1/4"	ASOGR66 () () ()	3,791.	3,981.	4,960.	6,450.	
		15"	72"	18 1/4"	ASOGR72 () () ()	4,175.	4,384.	5,461.	7,099.	
		15"	78"	18 1/4"	ASOGR78 () () ()	4,315.	4,531.	5,643.	7,335.	
		15"	84"	18 1/4"	ASOGR84 () () ()	4,454.	4,679.	5,825.	7,573.	
		15"	90"	18 1/4"	ASOGR90 () () ()	4,593.	4,827.	6,008.	7,810.	
15"		96"	18 1/4"	ASOGR96 () () ()	4,759.	5,004.	6,224.	8,092.		

Order Code	Specification Information	Application Notes
Example: ASOBR42V316GL6AA AA	To order please specify pattern number including:	Sliding doors are not available with locks.
A AutoStrada	1. Depth <i>B = Binder depth</i>	Stack-on overheads, as the description implies "stack-on" median top shelf, please make sure median top shelf depth and overhead depth correspond.
S Stack-on	<i>G = Legal depth</i>	
O Overhead	2. Sliding door material <i>S = wood, same as case</i> <i>R = glass</i>	Sliding door pulls included, not visible on image. When AA finish specified pull is complimentary painted match, pull not anodized.
B Binder depth	3. Width	
R Open/Sliding (glass) Door	4. Finish <i>Laminate, V1, V2 or V3</i>	See page 7 for finish options applicable.
42 42" wide	5. Finish, Glass sliding door <i>TEMP - Clear, tempered</i> <i>GL6 - Block Matrix</i> <i>GL13 - Powder</i>	
V316 Finish, Maple	6. Finish, Glass sliding door frame and pull <i>Anodized aluminum or painted finish options listed on page 9 excluding silver.</i>	Product on this page will accept wood grain laminate where laminate is currently an option. List price for wood grain laminate options will be current published laminate list price plus 10%.
GL6 Glass, Block Matrix	7. Finish, support feet <i>Anodized aluminum or painted finish options listed on page 7 excluding silver.</i>	
AA Frame, anodized aluminum		
AA Finish, support feet		

Overhead storage, wood cases
Panel hung overheads
open

description	type	sections	h	w	d	pattern no.	L	V1	V2	V3	
 96" w shown	binder depth	2	15"	42"	14 1/4"	APHOBO42 ()	\$1,664.	\$1,719.	\$1,978.	\$2,571.	
		2	15"	48"	14 1/4"	APHOBO48 ()	1,723.	1,782.	2,048.	2,663.	
		2	15"	54"	14 1/4"	APHOBO54 ()	1,744.	1,801.	2,073.	2,695.	
		2	15"	60"	14 1/4"	APHOBO60 ()	1,762.	1,823.	2,098.	2,726.	
		2	15"	66"	14 1/4"	APHOBO66 ()	1,961.	2,026.	2,331.	3,032.	
		2	15"	72"	14 1/4"	APHOBO72 ()	2,161.	2,230.	2,567.	3,336.	
		3	15"	78"	14 1/4"	APHOBO78 ()	2,231.	2,306.	2,651.	3,448.	
		3	15"	84"	14 1/4"	APHOBO84 ()	2,305.	2,380.	2,739.	3,559.	
		3	15"	90"	14 1/4"	APHOBO90 ()	2,377.	2,456.	2,823.	3,672.	
		3	15"	96"	14 1/4"	APHOBO96 ()	2,462.	2,546.	2,926.	3,803.	
		legal depth	2	15"	42"	17 1/4"	APHOGO42 ()	1,796.	1,853.	2,138.	2,778.
			2	15"	48"	17 1/4"	APHOGO48 ()	1,862.	1,924.	2,212.	2,877.
			2	15"	54"	17 1/4"	APHOGO54 ()	1,882.	1,946.	2,240.	2,911.
			2	15"	60"	17 1/4"	APHOGO60 ()	1,902.	1,967.	2,263.	2,944.
2	15"		66"	17 1/4"	APHOGO66 ()	2,117.	2,188.	2,518.	3,273.		
2	15"		72"	17 1/4"	APHOGO72 ()	2,331.	2,408.	2,772.	3,602.		
3	15"		78"	17 1/4"	APHOGO78 ()	2,411.	2,490.	2,864.	3,724.		
3	15"		84"	17 1/4"	APHOGO84 ()	2,488.	2,571.	2,957.	3,844.		
3	15"		90"	17 1/4"	APHOGO90 ()	2,565.	2,651.	3,049.	3,965.		
3	15"	96"	17 1/4"	APHOGO96 ()	2,659.	2,748.	3,160.	4,109.			

Order Code

Example:	APHOBO42V316
A	AutoStrada
PH	Panel hung
O	Overhead
B	Binder depth
O	Open
42	42" wide
V316	Finish, Maple

Specification Information

To order please specify pattern number including:

1. Depth
B = Binder depth
G = Legal depth
2. Width
3. Finish
Laminate, V1, V2 or V3

See page 7 for finish options applicable.

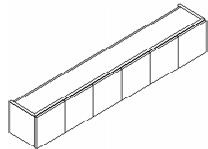
Product on this page will accept wood grain laminate where laminate is currently an option.

List price for wood grain laminate options will be current published laminate list price plus 10%.

Application Notes

Panel hung overhead storage units include hardware to hang unit on panels.

*Panel hung overheads
hinged door*

description	type	# drs/locks	h	w	d	pattern no.	L	V1	V2	V3		
 96" w shown	Panel hung Overhead, Wood Hinged Doors	binder depth	3/2	15"	42"	15 1/4"	APHOBD42 ()()	\$1,846.	\$1,907.	\$2,196.	\$2,854.	
			3/2	15"	48"	15 1/4"	APHOBD48 ()()	1,912.	1,978.	2,274.	2,957.	
			3/2	15"	54"	15 1/4"	APHOBD54 ()()	1,934.	2,000.	2,300.	2,992.	
			4/2	15"	60"	15 1/4"	APHOBD60 ()()	1,956.	2,024.	2,326.	3,024.	
			4/2	15"	66"	15 1/4"	APHOBD66 ()()	2,177.	2,248.	2,588.	3,363.	
			4/2	15"	72"	15 1/4"	APHOBD72 ()()	2,399.	2,482.	2,856.	3,712.	
			5/3	15"	78"	15 1/4"	APHOBD78 ()()	2,478.	2,559.	2,944.	3,828.	
			5/3	15"	84"	15 1/4"	APHOBD84 ()()	2,558.	2,642.	3,038.	3,951.	
			6/3	15"	90"	15 1/4"	APHOBD90 ()()	2,641.	2,727.	3,136.	4,077.	
			6/3	15"	96"	15 1/4"	APHOBD96 ()()	2,733.	2,827.	3,253.	4,227.	
			legal depth	3/2	15"	42"	18 1/4"	APHOGD42 ()()	1,992.	2,060.	2,371.	3,083.
				3/2	15"	48"	18 1/4"	APHOGD48 ()()	2,065.	2,138.	2,456.	3,193.
				3/2	15"	54"	18 1/4"	APHOGD54 ()()	2,089.	2,161.	2,484.	3,231.
				4/2	15"	60"	18 1/4"	APHOGD60 ()()	2,113.	2,184.	2,512.	3,266.
4/2	15"	66"		18 1/4"	APHOGD66 ()()	2,350.	2,429.	2,795.	3,635.			
4/2	15"	72"		18 1/4"	APHOGD72 ()()	2,590.	2,681.	3,083.	4,009.			
5/3	15"	78"		18 1/4"	APHOGD78 ()()	2,677.	2,763.	3,179.	4,134.			
5/3	15"	84"		18 1/4"	APHOGD84 ()()	2,761.	2,854.	3,281.	4,267.			
6/3	15"	90"		18 1/4"	APHOGD90 ()()	2,853.	2,945.	3,386.	4,403.			
6/3	15"	96"	18 1/4"	APHOGD96 ()()	2,954.	3,054.	3,511.	4,566.				

Order Code

Example: APHOBD42LV316
A AutoStrada
PH Panel hung
O Overhead
B Binder depth
D Hinged Door
42 42" wide
L Locking
V316 Finish, Maple

Specification Information

To order please specify pattern number including:

- Depth
B = Binder depth
G = Legal depth
- Width
- Lock option
L = Lock hole drilled
N = Not drilled for locks
- Finish
Laminate, V1, V2 or V3

See page 7 for finish options applicable.

Product on this page will accept wood grain laminate where laminate is currently an option.

List price for wood grain laminate options will be current published laminate list price plus 10%.

Application Notes

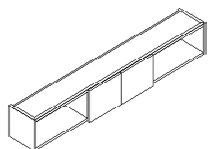
Panel hung overhead storage units include hardware to hang unit on panels.

Hinged doors extend slightly beyond case construction to allow for easy finger pull access along the bottom. No pulls available.

Optional lock drilling to be specified. If drilled for locks selected, keying instructions must accompany order.

Overhead storage, wood cases
Panel hung overheads
open / hinged door / open

description	type	locks	h	w	d	pattern no.	L	V1	V2	V3
Panel hung Overhead, Open/Wood hinged doors/Open	binder depth	1	15"	60"	15 1/4"	APHOBT60 () ()	\$1,849.	\$1,913.	\$2,202.	\$2,861.
		1	15"	66"	15 1/4"	APHOBT66 () ()	2,059.	2,127.	2,449.	3,182.
		1	15"	72"	15 1/4"	APHOBT72 () ()	2,268.	2,342.	2,695.	3,503.
		1	15"	78"	15 1/4"	APHOBT78 () ()	2,343.	2,421.	2,784.	3,621.
		1	15"	84"	15 1/4"	APHOBT84 () ()	2,419.	2,499.	2,875.	3,737.
		1	15"	90"	15 1/4"	APHOBT90 () ()	2,495.	2,578.	2,965.	3,854.
		1	15"	96"	15 1/4"	APHOBT96 () ()	2,584.	2,675.	3,072.	3,993.
96" w shown	legal depth	1	15"	60"	18 1/4"	APHOGT60 () ()	1,999.	2,066.	2,378.	3,093.
		1	15"	66"	18 1/4"	APHOGT66 () ()	2,224.	2,298.	2,643.	3,438.
		1	15"	72"	18 1/4"	APHOGT72 () ()	2,449.	2,529.	2,911.	3,784.
		1	15"	78"	18 1/4"	APHOGT78 () ()	2,530.	2,615.	3,007.	3,911.
		1	15"	84"	18 1/4"	APHOGT84 () ()	2,614.	2,700.	3,106.	4,036.
		1	15"	90"	18 1/4"	APHOGT90 () ()	2,695.	2,783.	3,200.	4,163.
		1	15"	96"	18 1/4"	APHOGT96 () ()	2,791.	2,887.	3,319.	4,312.



96" w shown

Order Code

Example:	APHOBT60LV316
A	AutoStrada
PH	Panel hung
O	Overhead
B	Binder depth
T	Open/Hinged Door/Open
60	60" wide
L	Locking
V316	Finish, Maple

Specification Information

To order please specify pattern number including:

1. Depth
B = Binder depth
G = Legal depth
2. Width
3. Lock option
L = Lock hole drilled
N = Not drilled for locks
4. Finish
Laminate, V1, V2 or V3

See page 7 for finish options applicable.

Product on this page will accept wood grain laminate where laminate is currently an option. List price for wood grain laminate options will be current published laminate list price plus 10%.

Application Notes

Panel hung overhead storage units include hardware to hang unit on panels.

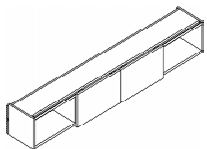
Hinged doors extend slightly beyond case construction to allow for easy finger pull access along the bottom. No pulls available

Optional lock drilling to be specified. If drilled for locks selected, keying instructions must accompany order.

Overhead storage, wood cases

Panel hung overheads

with sliding wood door(s)

description	type	sections	h	w	d	pattern no.	L	V1	V2	V3	
 <p>96" w shown</p>	binder depth	1/1	15"	42"	15 1/4"	APHOBS42 () ()	\$2,494.	\$2,628.	\$3,323.	\$4,319.	
		1/1	15"	48"	15 1/4"	APHOBS48 () ()	2,583.	2,726.	3,442.	4,474.	
		1/1	15"	54"	15 1/4"	APHOBS54 () ()	2,614.	2,757.	3,481.	4,527.	
		2/2	15"	60"	15 1/4"	APHOBS60 () ()	2,642.	2,786.	3,522.	4,580.	
		2/2	15"	66"	15 1/4"	APHOBS66 () ()	2,941.	3,099.	3,916.	5,092.	
		2/2	15"	72"	15 1/4"	APHOBS72 () ()	3,241.	3,412.	4,312.	5,606.	
		2/2	15"	78"	15 1/4"	APHOBS78 () ()	3,346.	3,527.	4,455.	5,792.	
		2/2	15"	84"	15 1/4"	APHOBS84 () ()	3,456.	3,641.	4,601.	5,979.	
		2/2	15"	90"	15 1/4"	APHOBS90 () ()	3,563.	3,758.	4,743.	6,166.	
		2/2	15"	96"	15 1/4"	APHOBS96 () ()	3,692.	3,896.	4,914.	6,390.	
		legal depth	1/1	15"	42"	18 1/4"	APHOGS42 () ()	2,694.	2,840.	3,589.	4,666.
			1/1	15"	48"	18 1/4"	APHOGS48 () ()	2,791.	2,944.	3,716.	4,832.
			1/1	15"	54"	18 1/4"	APHOGS54 () ()	2,823.	2,978.	3,760.	4,888.
			2/2	15"	60"	18 1/4"	APHOGS60 () ()	2,854.	3,010.	3,805.	4,945.
			2/2	15"	66"	18 1/4"	APHOGS66 () ()	3,176.	3,346.	4,230.	5,500.
			2/2	15"	72"	18 1/4"	APHOGS72 () ()	3,499.	3,686.	4,657.	6,054.
			2/2	15"	78"	18 1/4"	APHOGS78 () ()	3,614.	3,809.	4,813.	6,256.
			2/2	15"	84"	18 1/4"	APHOGS84 () ()	3,732.	3,935.	4,967.	6,457.
			2/2	15"	90"	18 1/4"	APHOGS90 () ()	3,849.	4,058.	5,123.	6,658.
			2/2	15"	96"	18 1/4"	APHOGS96 () ()	3,989.	4,206.	5,307.	6,900.

Order Code	Specification Information	Application Notes
Example: APHOBS42V316	<p>To order please specify pattern number including:</p> <ol style="list-style-type: none"> Depth B = Binder depth G = Legal depth Sliding door material S = wood, same as case Width Finish Laminate, V1, V2 or V3 Finish, pull AA-complimentary painted match to anodized aluminum or painted finish options listed on page 7 excluding silver. <p>See page 7 for finish options applicable.</p> <p>Product on this page will accept wood grain laminate where laminate is currently an option. List price for wood grain laminate options will be current published laminate list price plus 10%.</p>	<p>Sliding doors are not available with locks.</p> <p>Panel hung overhead storage units include hardware to hang unit on panels.</p> <p>Sliding door pulls included, not visible on image.</p>
A AutoStrada		
PH Panel hung		
O Overhead		
B Binder depth		
S Open/Sliding (wood) Door		
42 42" wide		
V316 Finish, Maple		
118 Pull Finish		

Overhead storage, wood cases

Panel hung overheads

with sliding glass door(s)

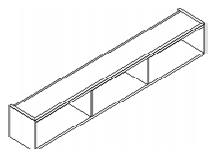
description	type	sections	h	w	d	pattern no.	L	V1	V2	V3		
	binder depth	1/1	15"	42"	15 1/4"	APHOBR42 () ()	\$2,977.	\$3,127.	\$3,897.	\$5,067.		
		1/1	15"	48"	15 1/4"	APHOBR48 () ()	3,083.	3,242.	4,036.	5,248.		
		1/1	15"	54"	15 1/4"	APHOBR54 () ()	3,120.	3,279.	4,084.	5,307.		
		2/2	15"	60"	15 1/4"	APHOBR60 () ()	3,155.	3,316.	4,130.	5,369.		
		2/2	15"	66"	15 1/4"	APHOBR66 () ()	3,510.	3,689.	4,593.	5,972.		
		2/2	15"	72"	15 1/4"	APHOBR72 () ()	3,867.	4,059.	5,057.	6,574.		
		2/2	15"	78"	15 1/4"	APHOBR78 () ()	3,995.	4,196.	5,224.	6,792.		
		2/2	15"	84"	15 1/4"	APHOBR84 () ()	4,125.	4,331.	5,395.	7,012.		
		2/2	15"	90"	15 1/4"	APHOBR90 () ()	4,253.	4,469.	5,562.	7,232.		
		2/2	15"	96"	15 1/4"	APHOBR96 () ()	4,407.	4,633.	5,764.	7,494.		
			legal depth	1/1	15"	42"	18 1/4"	APHOGR42 () ()	3,213.	3,377.	4,209.	5,471.
				1/1	15"	48"	18 1/4"	APHOGR48 () ()	3,331.	3,502.	4,357.	5,666.
				1/1	15"	54"	18 1/4"	APHOGR54 () ()	3,370.	3,540.	4,410.	5,734.
				2/2	15"	60"	18 1/4"	APHOGR60 () ()	3,405.	3,581.	4,462.	5,800.
2/2	15"			66"	18 1/4"	APHOGR66 () ()	3,791.	3,981.	4,960.	6,450.		
2/2	15"			72"	18 1/4"	APHOGR72 () ()	4,175.	4,384.	5,461.	7,099.		
2/2	15"			78"	18 1/4"	APHOGR78 () ()	4,315.	4,531.	5,643.	7,335.		
2/2	15"			84"	18 1/4"	APHOGR84 () ()	4,454.	4,679.	5,825.	7,573.		
2/2	15"			90"	18 1/4"	APHOGR90 () ()	4,593.	4,827.	6,008.	7,810.		
2/2	15"			96"	18 1/4"	APHOGR96 () ()	4,759.	5,004.	6,224.	8,092.		

Order Code	Specification Information	Application Notes
Example: APHOBR42V316GL6AA	To order please specify pattern number including:	Sliding doors are not available with locks.
A AutoStrada	1. Depth	Panel hung overhead storage units include hardware to hang unit on panels.
PH Panel hung	<i>B = Binder depth</i>	
O Overhead	<i>G = Legal depth</i>	
B Binder depth	2. Sliding door material	
R Open/Sliding (glass) Door	<i>S = wood, same as case</i>	
42 42" wide	3. Width	
V316 Finish, Maple	4. Finish	Sliding door pulls included, not visible on image. When AA finish specified pull is complimentary painted match, pull is not anodized.
GL6 Glass, Block Matrix	5. Finish, Glass sliding door	See page 7 for finish options applicable.
AA Frame, anodized aluminum	<i>TEMP - Clear, tempered</i>	
	<i>GL6 - Block Matrix</i>	
	<i>GL13 - Powder</i>	Product on this page will accept wood grain laminate where laminate is currently an option. List price for wood grain laminate options will be current published laminate list price plus 10%.
	6. Finish, Glass sliding door frame and pull	
	<i>Anodized aluminum or painted finish options listed on page 7 excluding silver.</i>	

Overhead storage, wood cases

Wall-attached overheads for private office

open, single high

description	type	h	w	d	pattern no.	L	V1	V2	V3
 <p>96" w shown</p>	binder height & depth	15"	30"	14 1/4"	AWHOB S030 () ()	\$1,595.	\$1,651.	\$1,900.	\$2,468.
		15"	36"	14 1/4"	AWHOB S036 () ()	1,637.	1,695.	1,948.	2,531.
		15"	42"	14 1/4"	AWHOB S042 () ()	1,681.	1,736.	1,999.	2,598.
		15"	48"	14 1/4"	AWHOB S048 () ()	1,726.	1,783.	2,051.	2,667.
		15"	54"	14 1/4"	AWHOB S054 () ()	1,815.	1,876.	2,161.	2,806.
		15"	60"	14 1/4"	AWHOB S060 () ()	1,905.	1,967.	2,265.	2,945.
		15"	66"	14 1/4"	AWHOB S066 () ()	1,960.	2,026.	2,328.	3,029.
		15"	72"	14 1/4"	AWHOB S072 () ()	2,012.	2,085.	2,392.	3,111.
		15"	78"	14 1/4"	AWHOB S078 () ()	2,112.	2,189.	2,512.	3,266.
		15"	84"	14 1/4"	AWHOB S084 () ()	2,177.	2,254.	2,588.	3,364.
		15"	90"	14 1/4"	AWHOB S090 () ()	2,242.	2,323.	2,665.	3,464.
		15"	96"	14 1/4"	AWHOB S096 () ()	2,308.	2,391.	2,746.	3,855.

Units up to 36" w have one section, units 42" w up to 72" wide have two sections, over 72" w have three sections

description	type	h	w	d	pattern no.	L	V1	V2	V3
	binder height & legal depth	15"	30"	17 1/4"	AWHOG S030 () ()	1,723.	1,784.	2,050.	2,666.
		15"	36"	17 1/4"	AWHOG S036 () ()	1,769.	1,831.	2,103.	2,734.
		15"	42"	17 1/4"	AWHOG S042 () ()	1,814.	1,876.	2,159.	2,806.
		15"	48"	17 1/4"	AWHOG S048 () ()	1,864.	1,926.	2,217.	2,881.
		15"	54"	17 1/4"	AWHOG S054 () ()	1,961.	2,025.	2,331.	3,032.
		15"	60"	17 1/4"	AWHOG S060 () ()	2,059.	2,125.	2,445.	3,180.
		15"	66"	17 1/4"	AWHOG S066 () ()	2,114.	2,189.	2,516.	3,271.
		15"	72"	17 1/4"	AWHOG S072 () ()	2,174.	2,250.	2,584.	3,360.
		15"	78"	17 1/4"	AWHOG S078 () ()	2,282.	2,364.	2,715.	3,528.
		15"	84"	17 1/4"	AWHOG S084 () ()	2,350.	2,437.	2,795.	3,635.
		15"	90"	17 1/4"	AWHOG S090 () ()	2,421.	2,507.	2,879.	3,743.
		15"	96"	17 1/4"	AWHOG S096 () ()	2,494.	2,582.	2,966.	3,855.

Units up to 36" w have one section, units 42" w up to 72" w have two sections, over 72" wide have three sections

Order Code	Specification Information	Application Notes
Example: AWHOB S030 V 316 AA	<p>To order please specify pattern number including:</p> <ol style="list-style-type: none"> Depth B = Binder depth G = Legal depth Width Finish Laminate, V1, V2 or V3 Finish, aluminum trim Anodized aluminum or painted finish options listed on page 7 excluding silver. 	<p>Manufacturer assumes no responsibility for the installation, attachment or the securing of wall hung units to the wall. A qualified local building contractor should be consulted to advise securing method and to determine if and what blocking requirements are necessary.</p> <p>Wood cleat included for wall mounting. Two piece cleat, full width of overhead. Each piece nominally 3 3/8" h. Bottom piece attached to wall.</p>
A AutoStrada		
WH Wall hung		
O Overhead		
B Binder depth		
S Single high		
O Open		
30 30" wide		
V316 Finish, Maple		
AA Finish, Aluminum trim		

See page 7 for finish options applicable.

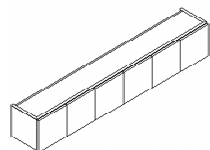
Product on this page will accept wood grain laminate where laminate is currently an option. List price for wood grain laminate options will be current published laminate list price plus 10%.

Overhead storage, wood cases

Wall-attached overheads for private office

hinged door, single high

description	type	# drs/locks	h	w	d	pattern no.	L	V1	V2	V3		
Wall hung overhead Hinged doors (wood) single high	binder height and depth	2/1	15"	30"	15 1/4"	AWHOBSD30 () () ()	\$2,322.	\$2,399.	\$2,758.	\$3,585.		
		2/1	15"	36"	15 1/4"	AWHOBSD36 () () ()	2,452.	2,538.	2,917.	3,792.		
		3/2	15"	42"	15 1/4"	AWHOBSD42 () () ()	2,471.	2,557.	2,939.	3,820.		
		3/2	15"	48"	15 1/4"	AWHOBSD48 () () ()	2,520.	2,603.	2,996.	3,896.		
		3/2	15"	54"	15 1/4"	AWHOBSD54 () () ()	2,650.	2,739.	3,154.	4,098.		
		4/2	15"	60"	15 1/4"	AWHOBSD60 () () ()	2,776.	2,867.	3,299.	4,290.		
		4/2	15"	66"	15 1/4"	AWHOBSD66 () () ()	2,859.	2,958.	3,400.	4,421.		
		4/2	15"	72"	15 1/4"	AWHOBSD72 () () ()	2,937.	3,036.	3,493.	4,539.		
		5/3	15"	78"	15 1/4"	AWHOBSD78 () () ()	3,086.	3,195.	3,669.	4,769.		
		5/3	15"	84"	15 1/4"	AWHOBSD84 () () ()	3,178.	3,293.	3,778.	4,912.		
		6/3	15"	90"	15 1/4"	AWHOBSD90 () () ()	3,273.	3,390.	3,893.	5,061.		
		6/3	15"	96"	15 1/4"	AWHOBSD96 () () ()	3,372.	3,493.	4,009.	5,211.		
			binder height and legal depth	2/1	15"	30"	18 1/4"	AWHOGSD30 () () ()	2,507.	2,590.	2,979.	3,872.
				2/1	15"	36"	18 1/4"	AWHOGSD36 () () ()	2,649.	2,741.	3,153.	4,096.
				3/2	15"	42"	18 1/4"	AWHOGSD42 () () ()	2,667.	2,760.	3,174.	4,126.
				3/2	15"	48"	18 1/4"	AWHOGSD48 () () ()	2,721.	2,810.	3,237.	4,209.
3/2	15"			54"	18 1/4"	AWHOGSD54 () () ()	2,863.	2,957.	3,404.	4,425.		
4/2	15"			60"	18 1/4"	AWHOGSD60 () () ()	2,997.	3,098.	3,563.	4,633.		
4/2	15"			66"	18 1/4"	AWHOGSD66 () () ()	3,088.	3,194.	3,673.	4,774.		
4/2	15"			72"	18 1/4"	AWHOGSD72 () () ()	3,173.	3,279.	3,772.	4,902.		
5/3	15"			78"	18 1/4"	AWHOGSD78 () () ()	3,332.	3,452.	3,962.	5,150.		
5/3	15"			84"	18 1/4"	AWHOGSD84 () () ()	3,432.	3,556.	4,080.	5,305.		
6/3	15"			90"	18 1/4"	AWHOGSD90 () () ()	3,535.	3,661.	4,204.	5,465.		
6/3	15"			96"	18 1/4"	AWHOGSD96 () () ()	3,640.	3,772.	4,330.	5,628.		



96" w shown

Order Code	Specification Information
Example: AWHOBSD30LV316AA	
A	AutoStrada
WH	Wall hung
O	Overhead
B	Binder depth
S	Single high
D	Hinged doors, wood
30	30" wide
L	Lock holes drilled
V316	Finish, Maple
AA	Finish, Aluminum trim

Specification Information

To order please specify pattern number including:

- Depth
B = Binder depth
G = Legal depth
- Width
- Lock
L = lock hole drilled
N = not drilled for locks
- Finish
Laminate, V1, V2 or V3
- Finish, aluminum trim
Anodized aluminum or painted finish options listed on page 7 excluding silver.

See page 7 for finish options applicable.

Product on this page will accept wood grain laminate where laminate is currently an option. List price for wood grain laminate options will be current published laminate list price plus 10%.

Application Notes

Manufacturer assumes no responsibility for the installation, attachment or the securing of wall hung units to the wall. A qualified local building contractor should be consulted to advise securing method and to determine if and what blocking requirements are necessary.

Single high overhead storage to be mounted at 68 1/2" from floor to top of overhead unit. Dimension is to top of wood side gable of corresponding 70" h floor standing cabinet not including aluminum and wood top trim.

Hinged doors extend slightly beyond case construction to allow for easy finger pull access along the bottom. No pulls available.

Optional lock drilling to be specified. If drilled for locks selected, keying instructions must accompany order.

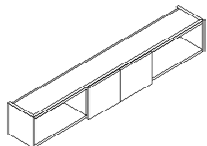
Wood cleat included for wall mounting. Two piece cleat, full width of overhead. Each piece nominally 3 3/8" h. Bottom piece attached to wall.

Overhead storage, wood cases

Wall-attached overheads for private office

open / hinged door / open, single high

description	type	h	w	d	pattern no.	L	V1	V2	V3
Wall hung overhead Open/Hinged doors (wood) single high	binder height & depth	15"	60"	15 1/4"	AWHOBST60 () ()	\$2,001.	\$2,066.	\$2,378.	\$3,094.
		15"	66"	15 1/4"	AWHOBST66 () ()	2,058.	2,127.	2,445.	3,179.
		15"	72"	15 1/4"	AWHOBST72 () ()	2,112.	2,189.	2,512.	3,266.
		15"	78"	15 1/4"	AWHOBST78 () ()	2,218.	2,299.	2,639.	3,431.
		15"	84"	15 1/4"	AWHOBST84 () ()	2,285.	2,366.	2,717.	3,533.
		15"	90"	15 1/4"	AWHOBST90 () ()	2,352.	2,439.	2,798.	3,639.
		15"	96"	15 1/4"	AWHOBST96 () ()	2,425.	2,511.	2,883.	3,748.
96" w shown	binder height & legal depth	15"	60"	18 1/4"	AWHOGST60 () ()	2,162.	2,231.	2,568.	3,338.
		15"	66"	18 1/4"	AWHOGST66 () ()	2,222.	2,298.	2,641.	3,435.
		15"	72"	18 1/4"	AWHOGST72 () ()	2,282.	2,364.	2,715.	3,528.
		15"	78"	18 1/4"	AWHOGST78 () ()	2,397.	2,482.	2,848.	3,704.
		15"	84"	18 1/4"	AWHOGST84 () ()	2,467.	2,557.	2,936.	3,815.
		15"	90"	18 1/4"	AWHOGST90 () ()	2,543.	2,634.	3,023.	3,929.
		15"	96"	18 1/4"	AWHOGST96 () ()	2,618.	2,713.	3,114.	4,048.



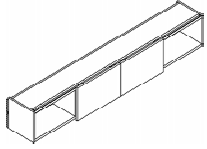
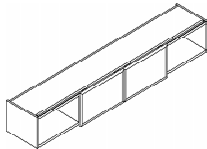
Order Code	Specification Information	Application Notes
Example: AWHOBST60LV316AA	<i>To order please specify pattern number including:</i>	Manufacturer assumes no responsibility for the installation, attachment or the securing of wall hung units to the wall. A qualified local building contractor should be consulted to advise securing method and to determine if and what blocking requirements are necessary.
A AutoStrada	1. Depth <i>B = Binder depth G = Legal depth</i>	Hinged doors extend slightly beyond case construction to allow for easy finger pull access along the bottom. No pulls available.
WH Wall hung	2. Width	Optional lock drilling to be specified. If drilled for locks selected, keying instructions must accompany order.
O Overhead	3. Lock <i>L = lock hole drilled N = not drilled for locks</i>	Wood cleat included for wall mounting. Two piece cleat, full width of overhead. Each piece nominally 3 3/8" h. Bottom piece attached to wall.
B Binder depth	4. Finish <i>Laminate, V1, V2 or V3</i>	
S Single high	5. Finish, aluminum trim <i>Anodized aluminum or painted finish options listed on page 7 excluding silver.</i>	
T Open/Hinged doors/Open		
60 60" wide		
L Lock holes drilled		
V316 Finish, Maple		
AA Finish, Aluminum trim		

See page 7 for finish options applicable.

Product on this page will accept wood grain laminate where laminate is currently an option. List price for wood grain laminate options will be current published laminate list price plus 10%.

Overhead storage, wood cases

Wall-attached overheads for private office with sliding door(s), single high

description	type	h	w	d	pattern no.	L	V1	V2	V3
Wall hung overhead Open/Sliding door(s) wood single high  96" w shown	binder height and depth	15"	60"	15 1/4"	AWHOBSS60 () ()	\$2,858.	\$3,010.	\$3,807.	\$4,948.
		15"	66"	15 1/4"	AWHOBSS66 () ()	2,939.	3,099.	3,913.	5,086.
		15"	72"	15 1/4"	AWHOBSS72 () ()	3,020.	3,190.	4,020.	5,226.
		15"	78"	15 1/4"	AWHOBSS78 () ()	3,170.	3,348.	4,223.	5,488.
		15"	84"	15 1/4"	AWHOBSS84 () ()	3,263.	3,449.	4,348.	5,654.
		15"	90"	15 1/4"	AWHOBSS90 () ()	3,362.	3,554.	4,478.	5,823.
	binder height and legal depth	15"	60"	18 1/4"	AWHOGSS60 () ()	3,086.	3,253.	4,111.	5,343.
		15"	66"	18 1/4"	AWHOGSS66 () ()	3,174.	3,348.	4,226.	5,495.
		15"	72"	18 1/4"	AWHOGSS72 () ()	3,259.	3,444.	4,343.	5,644.
		15"	78"	18 1/4"	AWHOGSS78 () ()	3,423.	3,618.	4,559.	5,926.
		15"	84"	18 1/4"	AWHOGSS84 () ()	3,524.	3,726.	4,695.	6,104.
		15"	90"	18 1/4"	AWHOGSS90 () ()	3,632.	3,837.	4,835.	6,289.
Wall hung overhead Open/Sliding door(s) glass single high  96" w shown	binder height and depth	15"	60"	15 1/4"	AWHOBSR60 () () ()	3,410.	3,581.	4,463.	5,356.
		15"	66"	15 1/4"	AWHOBSR66 () () ()	3,506.	3,689.	4,590.	5,506.
		15"	72"	15 1/4"	AWHOBSR72 () () ()	3,601.	3,794.	4,714.	5,658.
		15"	78"	15 1/4"	AWHOBSR78 () () ()	3,782.	3,986.	4,950.	5,941.
		15"	84"	15 1/4"	AWHOBSR84 () () ()	3,896.	4,105.	5,099.	6,118.
		15"	90"	15 1/4"	AWHOBSR90 () () ()	4,012.	4,226.	5,252.	6,302.
	binder height and legal depth	15"	60"	18 1/4"	AWHOGSR60 () () ()	3,681.	3,868.	4,820.	5,784.
		15"	66"	18 1/4"	AWHOGSR66 () () ()	3,787.	3,981.	4,955.	5,947.
		15"	72"	18 1/4"	AWHOGSR72 () () ()	3,889.	4,097.	5,092.	6,110.
		15"	78"	18 1/4"	AWHOGSR78 () () ()	4,085.	4,304.	5,346.	6,417.
		15"	84"	18 1/4"	AWHOGSR84 () () ()	4,206.	4,433.	5,506.	6,608.
		15"	90"	18 1/4"	AWHOGSR90 () () ()	4,333.	4,564.	5,673.	6,808.
15"	96"	18 1/4"	AWHOGSR96 () () ()	4,464.	4,702.	5,841.	7,011.		

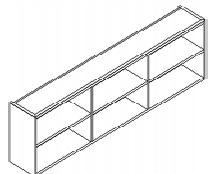
Order Code	Specification Information	Application Notes
Example: AWHOBSS60V316AA	<i>To order please specify pattern number including:</i>	<p>Manufacturer assumes no responsibility for the installation, attachment or the securing of wall hung units to the wall. A qualified local building contractor should be consulted to advise securing method and to determine if and what blocking requirements are necessary.</p> <p>Single high overhead storage to be mounted at 68 1/2" from floor to top of overhead unit. Dimension is to top of wood side gable of corresponding 70" h floor standing cabinet not including aluminum and wood top trim.</p> <p>Sliding door pulls included, not visible on image.</p>
A AutoStrada	1. Depth <i>B = Binder depth G = Legal depth</i>	
WH Wall hung	2. Sliding door material <i>S = wood, same as case R = glass</i>	
O Overhead	3. Width	
B Binder depth	4. Finish <i>Laminate, V1, V2 or V3</i>	
S Single high	5. Finish, Glass sliding door (as applicable) <i>TEMP - Clear, tempered GL6 - Block Matrix GL13 - Powder</i>	
S Open/Sliding door(s)/wood	6. Finish, Glass sliding door frame and pull (as applicable) <i>Anodized aluminum or painted finish options listed on page 7 excluding silver.</i>	<p>Wood cleat included for wall mounting. Two piece cleat, full width of overhead. Each piece nominally 3 3/8" h. Bottom piece attached to wall.</p> <p>Sliding doors are not available with locks. When AA finish specified pull is complimentary painted match, pull is not anodized.</p>
60 60" wide		See page 7 for finish options applicable.
V316 Finish, Maple		Product on this page will accept wood grain laminate where laminate is currently an option.
AA Finish, Aluminum trim		List price for wood grain laminate options will be current published laminate list price plus 10%.

Overhead storage, wood cases

Wall-attached overheads for private office

open, double high

description	type	h	w	d	pattern no.	L	V1	V2	V3
Wall hung overhead open, double high	binder height & depth	29"	30"	14 1/4"	AWHOBDO30 () ()	\$2,152.	\$2,230.	\$2,564.	\$3,333.
		29"	36"	14 1/4"	AWHOBDO36 () ()	2,211.	2,289.	2,629.	3,420.
		29"	42"	14 1/4"	AWHOBDO42 () ()	2,268.	2,345.	2,699.	3,508.
		29"	48"	14 1/4"	AWHOBDO48 () ()	2,328.	2,407.	2,772.	3,601.
		29"	54"	14 1/4"	AWHOBDO54 () ()	2,450.	2,530.	2,915.	3,790.
		29"	60"	14 1/4"	AWHOBDO60 () ()	2,574.	2,656.	3,058.	3,976.
		29"	66"	14 1/4"	AWHOBDO66 () ()	2,643.	2,734.	3,143.	4,088.
		29"	72"	14 1/4"	AWHOBDO72 () ()	2,716.	2,815.	3,231.	4,200.
		29"	78"	14 1/4"	AWHOBDO78 () ()	2,853.	2,956.	3,393.	4,410.
		29"	84"	14 1/4"	AWHOBDO84 () ()	2,939.	3,044.	3,495.	4,543.
		29"	90"	14 1/4"	AWHOBDO90 () ()	3,025.	3,135.	3,598.	4,679.
		29"	96"	14 1/4"	AWHOBDO96 () ()	3,116.	3,230.	3,708.	5,205.



96" w shown

units up to 36" w have one section, 42" w up to 72" w have two sections, over 72" w have three sections

description	type	h	w	d	pattern no.	L	V1	V2	V3
binder height & legal depth	binder height & legal depth	29"	30"	17 1/4"	AWHOGDO30 () ()	2,325.	2,408.	2,770.	3,599.
		29"	36"	17 1/4"	AWHOGDO36 () ()	2,389.	2,471.	2,841.	3,692.
		29"	42"	17 1/4"	AWHOGDO42 () ()	2,449.	2,531.	2,914.	3,789.
		29"	48"	17 1/4"	AWHOGDO48 () ()	2,516.	2,599.	2,993.	3,890.
		29"	54"	17 1/4"	AWHOGDO54 () ()	2,646.	2,733.	3,148.	4,092.
		29"	60"	17 1/4"	AWHOGDO60 () ()	2,778.	2,867.	3,304.	4,293.
		29"	66"	17 1/4"	AWHOGDO66 () ()	2,857.	2,955.	3,396.	4,414.
		29"	72"	17 1/4"	AWHOGDO72 () ()	2,934.	3,041.	3,490.	4,537.
		29"	78"	17 1/4"	AWHOGDO78 () ()	3,081.	3,192.	3,663.	4,763.
		29"	84"	17 1/4"	AWHOGDO84 () ()	3,174.	3,287.	3,774.	4,907.
		29"	90"	17 1/4"	AWHOGDO90 () ()	3,269.	3,386.	3,887.	5,054.
29"	96"	17 1/4"	AWHOGDO96 () ()	3,366.	3,489.	4,004.	5,205.		

units up to 36" w have one section, 42" w up to 72" w have two sections, over 72" w have three sections

Order Code	Specification Information	Application Notes
Example: AWHOBDO30V316AA	<i>To order please specify pattern number including:</i>	<p>Manufacturer assumes no responsibility for the installation, attachment or the securing of wall hung units to the wall. A qualified local building contractor should be consulted to advise securing method and to determine if and what blocking requirements are necessary.</p> <p>Wood cleat included for wall mounting. Two piece cleat, full width of overhead. Each piece nominally 3 3/8" h. Bottom piece attached to wall.</p>
A AutoStrada	1. Depth <i>B = Binder depth</i> <i>G = Legal depth</i>	
WH Wall hung	2. Width	<p>Double high overhead storage to be mounted at 82-5/16" from floor to top of overhead unit. Dimension is to top of wood side gable of corresponding 84" h floor standing cabinet not including aluminum and wood top trim.</p>
O Overhead	3. Finish <i>Laminate, V1, V2 or V3</i>	
B Binder depth	4. Finish, aluminum trim <i>Anodized aluminum or painted finish options listed on page 7 excluding silver.</i>	
D Double high		
O Open		
30 30" wide		
V316 Finish, Maple		
AA Finish, Aluminum trim		

See page 7 for finish options applicable.

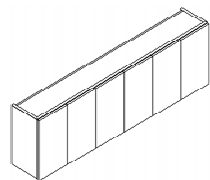
Product on this page will accept wood grain laminate where laminate is currently an option. List price for wood grain laminate options will be current published laminate list price plus 10%.

Overhead storage, wood cases

Wall-attached overheads for private office

hinged door, double high

description	type	# drs/locks	h	w	d	pattern no.	L	V1	V2	V3	
Wall hung overhead Hinged doors (wood) double high	binder height and depth	2/1	29"	30"	15 1/4"	AWHOBDD30 () ()	\$3,133.	\$3,239.	\$3,723.	\$4,841.	
		2/1	29"	36"	15 1/4"	AWHOBDD36 () ()	3,311.	3,424.	3,938.	5,120.	
		3/2	29"	42"	15 1/4"	AWHOBDD42 () ()	3,336.	3,450.	3,968.	5,157.	
		3/2	29"	48"	15 1/4"	AWHOBDD48 () ()	3,400.	3,514.	4,046.	5,260.	
		3/2	29"	54"	15 1/4"	AWHOBDD54 () ()	3,578.	3,697.	4,255.	5,532.	
		4/2	29"	60"	15 1/4"	AWHOBDD60 () ()	3,748.	3,873.	4,455.	5,792.	
		4/2	29"	66"	15 1/4"	AWHOBDD66 () ()	3,860.	3,993.	4,591.	5,968.	
		4/2	29"	72"	15 1/4"	AWHOBDD72 () ()	3,965.	4,098.	4,714.	6,128.	
		5/3	29"	78"	15 1/4"	AWHOBDD78 () ()	4,165.	4,314.	4,953.	6,438.	
		5/3	29"	84"	15 1/4"	AWHOBDD84 () ()	4,289.	4,443.	5,103.	6,632.	
		6/3	29"	90"	15 1/4"	AWHOBDD90 () ()	4,418.	4,577.	5,256.	6,831.	
		6/3	29"	96"	15 1/4"	AWHOBDD96 () ()	4,551.	4,714.	5,411.	7,036.	
		binder height and legal depth	2/1	29"	30"	18 1/4"	AWHOGDD30 () ()	3,383.	3,497.	4,020.	5,226.
			2/1	29"	36"	18 1/4"	AWHOGDD36 () ()	3,575.	3,698.	4,254.	5,528.
3/2	29"		42"	18 1/4"	AWHOGDD42 () ()	3,602.	3,727.	4,285.	5,569.		
3/2	29"		48"	18 1/4"	AWHOGDD48 () ()	3,674.	3,795.	4,370.	5,682.		
3/2	29"		54"	18 1/4"	AWHOGDD54 () ()	3,864.	3,992.	4,595.	5,974.		
4/2	29"		60"	18 1/4"	AWHOGDD60 () ()	4,047.	4,185.	4,810.	6,254.		
4/2	29"		66"	18 1/4"	AWHOGDD66 () ()	4,170.	4,312.	4,959.	6,445.		
4/2	29"		72"	18 1/4"	AWHOGDD72 () ()	4,281.	4,426.	5,091.	6,618.		
5/3	29"		78"	18 1/4"	AWHOGDD78 () ()	4,496.	4,659.	5,349.	6,955.		
5/3	29"		84"	18 1/4"	AWHOGDD84 () ()	4,632.	4,801.	5,509.	7,164.		
6/3	29"		90"	18 1/4"	AWHOGDD90 () ()	4,771.	4,942.	5,675.	7,377.		
6/3	29"		96"	18 1/4"	AWHOGDD96 () ()	4,914.	5,091.	5,844.	7,598.		



96" w shown

Order Code	Specification Information
Example: AWHOBDD30LV316AA	
A	AutoStrada
WH	Wall hung
O	Overhead
B	Binder depth
D	Double high
D	Hinged doors, wood
30	30" wide
L	Lock holes drilled
V316	Finish, Maple
AA	Finish, Aluminum trim

Specification Information

To order please specify pattern number including:

- Depth
B = Binder depth
G = Legal depth
- Width
- Lock
L = lock hole drilled
N = not drilled for locks
- Finish
Laminate, V1, V2 or V3
- Finish, aluminum trim
Anodized aluminum or painted finish options listed on page 7 excluding silver.

See page 7 for finish options applicable.

Product on this page will accept wood grain laminate where laminate is currently an option. List price for wood grain laminate options will be current published laminate list price plus 10%.

Application Notes

Manufacturer assumes no responsibility for the installation, attachment or the securing of wall hung units to the wall. A qualified local building contractor should be consulted to advise securing method and to determine if and what blocking requirements are necessary.

Double high overhead storage to be mounted at 82-5/16" from floor to top of overhead unit. Dimension is to top of wood side gable of corresponding 84" h floor standing cabinet not including aluminum and wood top trim.

Hinged doors extend slightly beyond case construction to allow for easy finger pull access along the bottom. No pulls available.

Optional lock drilling to be specified. If drilled for locks selected, keying instructions must accompany order.

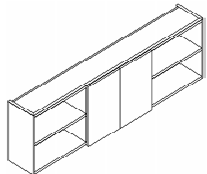
Wood cleat included for wall mounting. Two piece cleat, full width of overhead. Each piece nominally 3 3/8" h. Bottom piece attached to wall.

Overhead storage, wood cases

Wall-attached overheads for private office

open / hinged door / open, double high

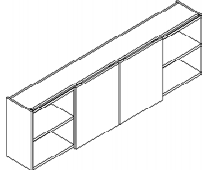
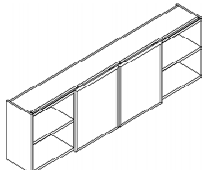
description	type	h	w	d	pattern no.	L	V1	V2	V3
Wall hung overhead Open/Hinged doors (wood) double high	binder height & depth	29"	60"	15 1/4"	AWHOBTD60 () ()	\$2,701.	\$2,789.	\$3,211.	\$4,175.
		29"	66"	15 1/4"	AWHOBTD66 () ()	2,778.	2,872.	3,300.	4,292.
		29"	72"	15 1/4"	AWHOBTD72 () ()	2,853.	2,956.	3,393.	4,410.
		29"	78"	15 1/4"	AWHOBTD78 () ()	2,995.	3,103.	3,561.	4,630.
		29"	84"	15 1/4"	AWHOBTD84 () ()	3,084.	3,195.	3,669.	4,769.
		29"	90"	15 1/4"	AWHOBTD90 () ()	3,178.	3,293.	3,778.	4,912.
		29"	96"	15 1/4"	AWHOBTD96 () ()	3,272.	3,390.	3,893.	5,061.
	binder height & legal depth	29"	60"	18 1/4"	AWHOGDT60 () ()	2,916.	3,012.	3,469.	4,508.
		29"	66"	18 1/4"	AWHOGDT66 () ()	2,997.	3,103.	3,565.	4,636.
		29"	72"	18 1/4"	AWHOGDT72 () ()	3,081.	3,192.	3,663.	4,763.
		29"	78"	18 1/4"	AWHOGDT78 () ()	3,234.	3,352.	3,847.	5,002.
		29"	84"	18 1/4"	AWHOGDT84 () ()	3,332.	3,452.	3,962.	5,150.
		29"	90"	18 1/4"	AWHOGDT90 () ()	3,432.	3,556.	4,080.	5,305.
		29"	96"	18 1/4"	AWHOGDT96 () ()	3,535.	3,661.	4,204.	5,465.



Order Code	Specification Information	Application Notes
Example: AWHOBTD60LV316AA	To order please specify pattern number including:	Manufacturer assumes no responsibility for the installation, attachment or the securing of wall hung units to the wall. A qualified local building contractor should be consulted to advise securing method and to determine if and what blocking requirements are necessary.
A AutoStrada	1. Depth <i>B = Binder depth</i> <i>G = Legal depth</i>	Overhead configuration for all widths of open/hinged door/open units is two hinged doors in the center and two open ends. Hinged doors extend slightly beyond case construction to allow for easy finger pull access along the bottom. No pulls available.
WH Wall hung	2. Width	
O Overhead	3. Lock <i>L = lock hole drilled</i> <i>N = not drilled for locks</i>	
B Binder depth	4. Finish <i>Laminate, V1, V2 or V3</i>	
D Double high	5. Finish, aluminum trim <i>Anodized aluminum or painted finish options listed on page 7 excluding silver.</i>	
T Open/Hinged doors/Open	See page 7 for finish options applicable.	Optional lock drilling to be specified. If drilled for locks selected, keying instructions must accompany order.
60 60" wide	Product on this page will accept wood grain laminate where laminate is currently an option.	Wood cleat included for wall mounting. Two piece cleat, full width of overhead. Each piece nominally 3 3/8" h. Bottom piece attached to wall.
L Lock holes drilled	List price for wood grain laminate options will be current published laminate list price plus 10%.	
V316 Finish, Maple		
AA Finish, Aluminum trim		

Overhead storage, wood cases

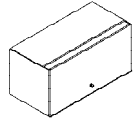
Wall-attached overheads for private office with sliding door(s), double high

description	type	h	w	d	pattern no.	L	V1	V2	V3
Wall hung overhead Open/Sliding door(s) wood double high  96" w shown	binder height and depth	29"	60"	15 1/4"	AWHOBDS60 () ()	\$3,858.	\$4,065.	\$5,138.	\$6,680.
		29"	66"	15 1/4"	AWHOBDS66 () ()	3,966.	4,186.	5,283.	6,869.
		29"	72"	15 1/4"	AWHOBDS72 () ()	4,074.	4,306.	5,426.	7,055.
		29"	78"	15 1/4"	AWHOBDS78 () ()	4,278.	4,521.	5,699.	7,410.
		29"	84"	15 1/4"	AWHOBDS84 () ()	4,407.	4,657.	5,870.	7,632.
		29"	90"	15 1/4"	AWHOBDS90 () ()	4,539.	4,795.	6,047.	7,861.
		29"	96"	15 1/4"	AWHOBDS96 () ()	4,675.	4,940.	6,226.	8,098.
	binder height and legal depth	29"	60"	18 1/4"	AWHOGDS60 () ()	4,167.	4,389.	5,549.	7,213.
		29"	66"	18 1/4"	AWHOGDS66 () ()	4,283.	4,520.	5,706.	7,418.
		29"	72"	18 1/4"	AWHOGDS72 () ()	4,402.	4,651.	5,861.	7,622.
		29"	78"	18 1/4"	AWHOGDS78 () ()	4,621.	4,883.	6,155.	8,002.
		29"	84"	18 1/4"	AWHOGDS84 () ()	4,760.	5,028.	6,340.	8,243.
		29"	90"	18 1/4"	AWHOGDS90 () ()	4,902.	5,182.	6,531.	8,490.
		29"	96"	18 1/4"	AWHOGDS96 () ()	5,050.	5,336.	6,726.	8,744.
Wall hung overhead Open/Sliding door(s) glass double high  96" w shown	binder height and depth	29"	60"	15 1/4"	AWHOBDR60 () () ()	4,605.	4,834.	6,024.	7,231.
		29"	66"	15 1/4"	AWHOBDR66 () () ()	4,734.	4,979.	6,196.	7,434.
		29"	72"	15 1/4"	AWHOBDR72 () () ()	4,863.	5,122.	6,365.	7,637.
		29"	78"	15 1/4"	AWHOBDR78 () () ()	5,106.	5,378.	6,683.	8,021.
		29"	84"	15 1/4"	AWHOBDR84 () () ()	5,260.	5,539.	6,884.	8,261.
		29"	90"	15 1/4"	AWHOBDR90 () () ()	5,418.	5,706.	7,091.	8,508.
		29"	96"	15 1/4"	AWHOBDR96 () () ()	5,578.	5,877.	7,302.	8,765.
	binder height and legal depth	29"	60"	18 1/4"	AWHOGDR60 () () ()	4,971.	5,222.	6,507.	7,809.
		29"	66"	18 1/4"	AWHOGDR66 () () ()	5,111.	5,376.	6,691.	8,029.
		29"	72"	18 1/4"	AWHOGDR72 () () ()	5,251.	5,532.	6,874.	8,249.
		29"	78"	18 1/4"	AWHOGDR78 () () ()	5,514.	5,808.	7,218.	8,661.
		29"	84"	18 1/4"	AWHOGDR84 () () ()	5,680.	5,983.	7,434.	8,921.
		29"	90"	18 1/4"	AWHOGDR90 () () ()	5,850.	6,162.	7,656.	9,190.
		29"	96"	18 1/4"	AWHOGDR96 () () ()	6,025.	6,346.	7,888.	9,464.

Order Code	Specification Information	Application Notes
Example: AWHOBDS60V316AA	<i>To order please specify pattern number including:</i>	<p>Manufacturer assumes no responsibility for the installation, attachment or the securing of wall hung units to the wall. A qualified local building contractor should be consulted to advise securing method and to determine if and what blocking requirements are necessary.</p> <p>Double high overhead storage to be mounted at 82-5/16" from floor to top of overhead unit. Dimension is to top of wood side gable of corresponding 84" h floor standing cabinet not including aluminum and wood top trim.</p> <p>Sliding door pulls included, not visible on image.</p>
A AutoStrada	1. Depth <i>B = Binder depth G = Legal depth</i>	
WH Wall hung	2. Sliding door material <i>S = wood, same as case R = glass</i>	
O Overhead	3. Width	
B Binder depth	4. Finish <i>Laminate, V1, V2 or V3</i>	
D Double high	5. Finish, Glass sliding door (as applicable) <i>TEMP - Clear, tempered GL6 - Block Matrix GL13 - Powder</i>	
S Open/Sliding door(s)/wood	6. Finish, Glass sliding door frame and pull (as applicable) <i>Anodized aluminum or painted finish options listed on page 7 excluding silver.</i>	<p>Wood cleat included for wall mounting. Two piece cleat, full width of overhead. Each piece nominally 3 3/8" h. Bottom piece attached to wall.</p> <p>Sliding doors are not available with locks. When AA finish specified pull is complimentary painted match, pull is not anodized.</p>
60 60" wide		See page 7 for finish options applicable.
V316 Finish, Maple		Product on this page will accept wood grain laminate where laminate is currently an option.
AA Finish, Aluminum trim		List price for wood grain laminate options will be current published laminate list price plus 10%.

Reuter flat front overhead cabinet
flat front
Designed by Robert Reuter

description	w	d	h	pattern no.	P3	L	V1	V2	V3
Enclosed cabinet (no mounting hardware) - One door, no pull, no lock	30"	14 1/4"	14 3/4"	RO3-A30NN () () ()	\$898.	\$961.	\$1,047.	\$1,092.	\$1,322.
	36"	14 1/4"	14 3/4"	RO3-A36NN () () ()	1,012.	1,091.	1,214.	1,278.	1,629.
	42"	14 1/4"	14 3/4"	RO3-A42NN () () ()	1,132.	1,240.	1,407.	1,502.	2,013.
	48"	14 1/4"	14 3/4"	RO3-A48NN () () ()	1,326.	1,399.	1,523.	1,636.	2,335.
Enclosed cabinet (no mounting hardware) - Two doors, no pull, no lock	60"	14 1/4"	14 3/4"	RO3-A60NN () () ()	1,722.	1,865.	1,946.	2,048.	2,536.
	72"	14 1/4"	14 3/4"	RO3-A72NN () () ()	1,964.	2,106.	2,259.	2,396.	3,143.
Enclosed cabinet (no mounting hardware) - One door, no pull, with lock	30"	14 1/4"	14 3/4"	RO3-A30NL () () ()	960.	1,023.	1,108.	1,154.	1,382.
	36"	14 1/4"	14 3/4"	RO3-A36NL () () ()	1,075.	1,153.	1,275.	1,340.	1,691.
	42"	14 1/4"	14 3/4"	RO3-A42NL () () ()	1,193.	1,302.	1,472.	1,563.	2,076.
	48"	14 1/4"	14 3/4"	RO3-A48NL () () ()	1,390.	1,460.	1,585.	1,697.	2,396.
Enclosed cabinet (no mounting hardware) - Two doors, no pull, with lock	60"	14 1/4"	14 3/4"	RO3-A60NL () () ()	1,846.	1,987.	2,068.	2,170.	2,661.
	72"	14 1/4"	14 3/4"	RO3-A72NL () () ()	2,087.	2,228.	2,382.	2,519.	3,266.
Enclosed cabinet (no mounting hardware) - One door, with pull, no lock	30"	14 1/4"	14 3/4"	RO3-A30PN () () ()	1,077.	1,140.	1,225.	1,271.	1,501.
	36"	14 1/4"	14 3/4"	RO3-A36PN () () ()	1,193.	1,272.	1,395.	1,458.	1,810.
	42"	14 1/4"	14 3/4"	RO3-A42PN () () ()	1,314.	1,424.	1,592.	1,684.	2,195.
	48"	14 1/4"	14 3/4"	RO3-A48PN () () ()	1,513.	1,586.	1,711.	1,823.	2,522.
Enclosed cabinet (no mounting hardware) - Two doors, with pull, no lock	60"	14 1/4"	14 3/4"	RO3-A60PN () () ()	2,079.	2,221.	2,302.	2,404.	2,893.
	72"	14 1/4"	14 3/4"	RO3-A72PN () () ()	2,322.	2,464.	2,619.	2,755.	3,503.
Enclosed cabinet (no mounting hardware) - One door, with pull, with lock	30"	14 1/4"	14 3/4"	RO3-A30PL () () ()	1,138.	1,202.	1,287.	1,334.	1,562.
	36"	14 1/4"	14 3/4"	RO3-A36PL () () ()	1,256.	1,335.	1,456.	1,519.	1,872.
	42"	14 1/4"	14 3/4"	RO3-A42PL () () ()	1,375.	1,485.	1,653.	1,746.	2,257.
	48"	14 1/4"	14 3/4"	RO3-A48PL () () ()	1,575.	1,648.	1,773.	1,886.	2,584.
Enclosed cabinet (no mounting hardware) - Two doors, with pull, with lock	60"	14 1/4"	14 3/4"	RO3-A60PL () () ()	2,201.	2,344.	2,425.	2,527.	3,018.
	60"	14 1/4"	14 3/4"	RO3-A72PL () () ()	2,446.	2,588.	2,743.	2,879.	3,625.



Order Code	Specification Information	Application Notes
Example: RO3-A30PL-117-V-H-Y316 AA	Specify mounting hardware separately.	Reuter storage is a universal product applicable Knoll systems.
RO3 Reuter overhead	Optional anodized aluminum or painted front pull trims the entire width of cabinet door.	Grain direction on overhead fronts is standard horizontal.
A flat front	<i>Specify paint finishes for case. Finish types for front:</i>	Cabinet door rotates above cabinet on side pivots, counterbalanced by two pneumatic cylinders. Two-door cabinets have center divider and four pneumatic cylinders. Vertical interior partitions may be positioned on 1 1/2" increments of width anywhere across shelf, 1 1/2" in from each side. Vertical partitions contain cutouts for mounting up to five horizontal partitions at 2" increments on either or both sides.
30 width	L laminate	Horizontals are suspended between two verticals, and may be positioned end-to-end in any combination up to 3" less than cabinet width. Available in sets of 10; 6", 9", 12", 15" widths.
P with pull	P paint	Order locks for overheads with a KnollKey order form. Please note that Reuter overhead cabinets 60"W or wider require two lock cores.
L with lock	V veneer or techwood	
117 case finish	Specify grain direction for veneer fronts.	
V front finish type	Please refer to the AutoStrada price list for finishes available on Reuter Flat Front overhead cabinets fronts.	
H front grain direction		
Y316 front color		
AA pull finish		

description	type	width	depth	height	pattern number	black	paint
Reuter overhead downmount brackets	For 64"H spine				AA1ARODN()		\$205.
Reuter overhead upmount brackets	For 48"H spine with standard crown				AA1ROUP()		205.
Reuter overhead extended upmount brackets	For 39"H spine with standard crown				AA1ROXUP()		408.
Upmount brackets	For AutoStrada panels				RO1-RCB()		91.
	For Morrison panels				RO1-CB()		91.
Panel mount brackets, pair	For AutoStrada panels				RO1-RPB	43.	
	For Morrison panels				RO1-MPB	43.	
Wall mount frames, overhead cabinet	30"W overheads	23"	1/2"	13"	RO1-WMF2	80.	
	36" or 42"W overheads	35"	1/2"	13"	RO1-WMF3	86.	
	48" or 60"W overheads	47"	1/2"	13"	RO1-WMF4	91.	
Wall mount wire manager, set of 10					MWM-J	141.	

Order Code

Example: AA1RODN 613
AA1 Spine accessory
RO Reuter overhead
DN Configuration
613 Finish

Specification Information

Please specify painted finish for overhead upmount or downmount kit. Paint options are listed on page 7.

Application Notes

Reuter upmount brackets attach overhead cabinet anywhere along standard spine crown, lifting 1" above nominal wall height. Extended upmount brackets lift overhead to 10" above nominal wall height.


Downmount brackets attach overheads within the upper 16" of 64"H walls with either compact or standard crown. The AutoStrada version of the downmount brackets extends to the bottom of the access cover, making contact with the bottom trim extrusion.

Specify an extra bracket (one-half pair) for center support of overhead cabinets wider than 60".

Upmount or downmount brackets may be inset to permit overhead to extend 1" or 3" beyond the end of the spine at T-ends.

Wall mount frames secure Reuter overhead cabinets to wall (frame/wall mounting hardware is not included). Frame is concealed behind storage. Use 2 RO1-WMF2 to wall mount 66" and 72" wide Reuter overheads.


Wall mount wire manager is two-part wire concealment kit, 22"H (medium grey only).

description	type	w	d	h	pattern no.	standard	advanced
Task Light 	Use with 24" and wider overhead	19"	4"	1 1/2"	RTAT5E19 ()	\$213.	n/a
	Use with 30" and wider overhead	25"	4"	1 1/2"	RTAT5E25 ()	229.	395.
	Use with 42" and wider overhead	37"	4"	1 1/2"	RTAT5E37 ()	247.	416.
	Use with 60" and wider overhead	49"	4"	1 1/2"	RTAT5E49 ()	268.	432.
	Use with 66" and wider overhead	61"	4"	1 1/2"	RTAT5E61 ()	285.	450.

Order Code	Specification Information	Application Notes
Example: RTAT5E19S <hr/> RTA Task Light <hr/> T5 T5 lamp <hr/> E Electronic ballast <hr/> 19 Width <hr/> S Standard	Specify: Width - Task Lights mount in cabinets and shelves at least 5" wider than light width. Type: S Standard A Advanced Specify suffix -CH and add \$45 list for City of Chicago installations. Example: RTAT5E19S-CH All housings are black.	Task lights mount into the recess in the underside of overhead cabinets and shelves at least 5" wider than task light width. Task lights include T5 cool white (4100K) fluorescent lamp, electronic ballast, 9' grounded cordset, prismatic lens, rocker switch, one cord exit management clip and mounting hardware. Task light cordset is center exit. On smaller units cort exit is off-center, but still not handed. Task lights are TCLP compliant and meet requirements of California Title 24. Advanced task lights are fitted with ballast and lamp compliant with LEED requirements.

T5 Task Light

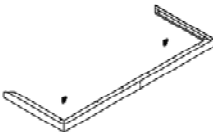
for wood and laminate overhead storage

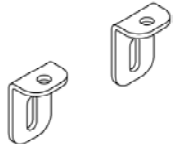
description	type	w	d	h	pattern no.	standard	advanced
Task Light 	Use with 24" and wider overhead	19"	4"	1 1/2"	AL1T5E19 ()	\$259.	n/a
	Use with 30" and wider overhead	25"	4"	1 1/2"	AL1T5E25 ()	264.	380.
	Use with 42" and wider overhead	37"	4"	1 1/2"	AL1T5E37 ()	269.	400.
	Use with 60" and wider overhead	49"	4"	1 1/2"	AL1T5E49 ()	274.	416.
	Use with 72" and wider overhead	61"	4"	1 1/2"	AL1T5E61 ()	290.	432.
	Use with 84" and wider overhead	73"	4"	1 1/2"	AL1T5E73 ()	316.	449.
	Use with 96" and wider overhead	85"	4"	1 1/2"	AL1T5E85 ()	395.	465.

Order Code	Specification Information	Application Notes
Example: AL1T5E19S <hr/> AL1 Task Light <hr/> T5 T5 lamp <hr/> E Electronic ballast <hr/> 19 Width <hr/> S Standard	<p><i>Specify:</i></p> <p>Width - Task Lights mount in cabinets and shelves at least 5" wider than light width.</p> <p>Type:</p> <p>S Standard A Advanced</p> <p>Specify suffix -CH and add \$45 list for City of Chicago installations. Example: AL1T5E19S-CH</p> <p>All housings are black.</p>	<p>Task lights mount into the recess in the underside of overhead cabinets and shelves at least 5" wider than task light width.</p> <p>Task lights include T5 cool white (4100K) fluorescent lamp, electronic ballast, 9' grounded cordset, prismatic lens, rocker switch, one cord exit management clip and mounting hardware.</p> <p>Task light cordset is center exit. On smaller units cord exit is off-center, but still not handed.</p> <p>Task lights are TCLP compliant and meet requirements of California Title 24.</p> <p>Advanced task lights are fitted with ballast and lamp compliant with LEED requirements.</p>
		<p>Task Light fit to overhead cabinets without the use of filler panels.</p> <p>All lights feature two screw-mounting keyholes.</p>

Reuter T5 mounting kit for binder depth wood overhead storage

AutoStrada

description	type	h	w	d	pattern no.	list		
	binder depth	1"	18"	13 1/8"	RT1 SMK 1813 ()	\$132.		
		1"	24"	13 1/8"	RT1 SMK 2413 ()	134.		
		1"	30"	13 1/8"	RT1 SMK 3013 ()	136.		
		1"	36"	13 1/8"	RT1 SMK 3613 ()	138.		
		1"	42"	13 1/8"	RT1 SMK 4213 ()	140.		
		1"	48"	13 1/8"	RT1 SMK 4813 ()	142.		
		1"	54"	13 1/8"	RT1 SMK 5413 ()	144.		
		1"	60"	13 1/8"	RT1 SMK 6013 ()	147.		
		1"	66"	13 1/8"	RT1 SMK 6613 ()	154.		
		1"	72"	13 1/8"	RT1 SMK 7213 ()	156.		
		1"	78"	13 1/8"	RT1 SMK 7813 ()	159.		
		1"	84"	13 1/8"	RT1 SMK 8413 ()	161.		
		1"	90"	13 1/8"	RT1 SMK 9013 ()	163.		
		1"	96"	13 1/8"	RT1 SMK 9613 ()	165.		
		binder depth with tackboard		1"	18"	12 3/8"	RT1 SMK 1812 ()	132.
				1"	24"	12 3/8"	RT1 SMK 2412 ()	134.
				1"	30"	12 3/8"	RT1 SMK 3012 ()	136.
				1"	36"	12 3/8"	RT1 SMK 3612 ()	138.
				1"	42"	12 3/8"	RT1 SMK 4212 ()	140.
				1"	48"	12 3/8"	RT1 SMK 4812 ()	142.
				1"	54"	12 3/8"	RT1 SMK 5412 ()	144.
				1"	60"	12 3/8"	RT1 SMK 6012 ()	146.
		1"	66"	12 3/8"	RT1 SMK 6612 ()	154.		
		1"	72"	12 3/8"	RT1 SMK 7212 ()	156.		
		1"	78"	12 3/8"	RT1 SMK 7812 ()	159.		
		1"	84"	12 3/8"	RT1 SMK 8412 ()	161.		
		1"	90"	12 3/8"	RT1 SMK 9012 ()	163.		
		1"	96"	12 3/8"	RT1 SMK 9612 ()	164.		
Additional T5 mounting brackets					RT1 SMK B	21.		



Order Code

Example:	RT1 SMK 2413 AA
RT1	Reuter task lamp
SMK	Mounting kit
24	Width
13	Depth
AA	Finish

Specification Information

Mounting kit finish choice:

Anodized Aluminum or painted finish options listed on page 9 excluding silver.

12" deep: binder depth wood overhead, wall mounted with tackboard below.

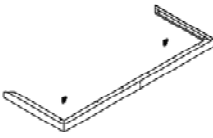
13" deep: binder depth wood overhead on Applied Wall System or wall mounted without tackboard.

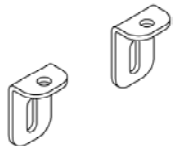
Application

Reuter T5 task lamp mounting kit enables task lamp to be mounted under veneer or laminate overhead storage cabinets (with or without doors). Mounting kit includes anodized aluminum fascia to conceal lamp and manage power cord along front and side of cabinet. Specify mounting kit in width corresponding to overhead cabinet. Mounting kit also includes back supports for one task lamp.

To mount a second task lamp within one longer mounting kit specify one additional pair of back supports. Back supports are L brackets into which the pins at the back of the Reuter are inserted. Sliding brackets on sides of the lamp slide over the inside lip of the fascia at any point to support the front of the lamp.

Reuter T5 mounting kit for legal depth wood overhead storage

description	type	h	w	d	pattern no.	list		
	legal depth	1"	18"	16 ¹ / ₈ "	RT1 SMK 1816 ()	\$134.		
		1"	24"	16 ¹ / ₈ "	RT1 SMK 2416 ()	136.		
		1"	30"	16 ¹ / ₈ "	RT1 SMK 3016 ()	137.		
		1"	36"	16 ¹ / ₈ "	RT1 SMK 3616 ()	140.		
		1"	42"	16 ¹ / ₈ "	RT1 SMK 4216 ()	141.		
		1"	48"	16 ¹ / ₈ "	RT1 SMK 4816 ()	143.		
		1"	54"	16 ¹ / ₈ "	RT1 SMK 5416 ()	146.		
		1"	60"	16 ¹ / ₈ "	RT1 SMK 6016 ()	148.		
		1"	66"	16 ¹ / ₈ "	RT1 SMK 6616 ()	156.		
		1"	72"	16 ¹ / ₈ "	RT1 SMK 7216 ()	158.		
		1"	78"	16 ¹ / ₈ "	RT1 SMK 7816 ()	160.		
		1"	84"	16 ¹ / ₈ "	RT1 SMK 8416 ()	162.		
		1"	90"	16 ¹ / ₈ "	RT1 SMK 9016 ()	164.		
		1"	96"	16 ¹ / ₈ "	RT1 SMK 9616 ()	166.		
		legal depth with tackboard		1"	18"	15 ³ / ₈ "	RT1 SMK 1815 ()	134.
				1"	24"	15 ³ / ₈ "	RT1 SMK 2415 ()	135.
				1"	30"	15 ³ / ₈ "	RT1 SMK 3015 ()	137.
				1"	36"	15 ³ / ₈ "	RT1 SMK 3615 ()	139.
				1"	42"	15 ³ / ₈ "	RT1 SMK 4215 ()	141.
				1"	48"	15 ³ / ₈ "	RT1 SMK 4815 ()	143.
				1"	54"	15 ³ / ₈ "	RT1 SMK 5415 ()	146.
		1"	60"	15 ³ / ₈ "	RT1 SMK 6015 ()	148.		
		1"	66"	15 ³ / ₈ "	RT1 SMK 6615 ()	155.		
		1"	72"	15 ³ / ₈ "	RT1 SMK 7215 ()	158.		
		1"	78"	15 ³ / ₈ "	RT1 SMK 7815 ()	160.		
		1"	84"	15 ³ / ₈ "	RT1 SMK 8415 ()	162.		
		1"	90"	15 ³ / ₈ "	RT1 SMK 9015 ()	164.		
		1"	96"	15 ³ / ₈ "	RT1 SMK 9615 ()	166.		
Additional T5 mounting brackets					RT1 SMK B	21.		



Order Code

Example:	RT1 SMK 2416 AA
RT1	Reuter task lamp
SMK	Mounting kit
24	Width
16	depth
AA	Finish

Specification Information

Mounting kit finish choice:
Anodized Aluminum or painted finish options listed on page 9 excluding silver.

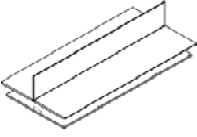
15" deep: legal depth wood overhead, wall mounted with tackboard below.

16" deep: legal depth wood overhead on Applied Wall System or wall mounted without tackboard.

Application

Reuter T5 task lamp mounting kit enables task lamp to be mounted under veneer or laminate overhead storage cabinets (with or without doors). Mounting kit includes anodized aluminum fascia to conceal lamp and manage power cord along front and side of cabinet. Specify mounting kit in width corresponding to overhead cabinet. Mounting kit also includes back supports for one task lamp.

To mount a second task lamp within one longer mounting kit specify one additional pair of back supports. Back supports are L brackets into which the pins at the back of the Reuter are inserted. Sliding brackets on sides of the lamp slide over the inside lip of the fascia at any point to support the front of the lamp.

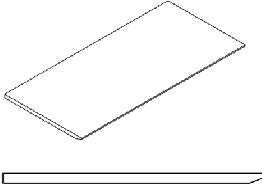
description	h	w	d	pattern no.	L	V1/M	V2	V3
Glass credenza top divider 	15"	60	40	A1GCTDK60141(L/V/M) () () ()	\$2,164.	\$2,434.	\$2,539.	\$3,047.
	15"	60"	48"	A1GCTDK60142(L/V/M) () () ()	2,217.	2,488.	2,611.	3,133.
	15"	72"	40"	A1GCTDK72141(L/V/M) () () ()	2,351.	2,621.	2,745.	3,294.
	15"	72"	48"	A1GCTDK72142(L/V/M) () () ()	2,413.	2,686.	2,830.	3,396.
	15"	90"	40"	A1GCTDK90141(L/V/M) () () ()	2,565.	2,837.	2,988.	3,586.
	15"	90"	48"	A1GCTDK90142(L/V/M) () () ()	2,646.	2,921.	3,094.	3,713.
	15"	96"	40"	A1GCTDK96141(L/V/M) () () ()	2,627.	2,898.	3,057.	3,668.
	15"	96"	48"	A1GCTDK96142(L/V/M) () () ()	2,707.	2,982.	3,169.	3,803.

1=use with nominal 19" deep storage.
 2=use with nominal 23" deep storage.

Order Code	Specifications	Application Notes
Example: A1GCTDK60141L	<i>To order please specify pattern number including:</i>	Credenza top glass divider kit to include glass divider, pair of worksurfaces under one product code per size.
A AutoStrada	1. Surface type <i>L = Laminated</i>	Worksurfaces are dedicated to kit and to be notched for securing divider capture.
1 Generation 1	<i>M = Mixed, Laminated surface/V1, V2 or V3 edge</i>	
G Glass	<i>V = V1, V2 or V3</i>	Grommets not optional in worksurface.
CT Credenza top	2. Finish, Surface <i>Laminated, V1, V2 or V3 finish</i>	
DK Divider kit	3. Finish, Edge <i>Must be same as surface finish</i>	Hardware included.
60 60" wide	4. Finish, Glass <i>TEMP = clear tempered glass</i>	
141 Nominal glass height	<i>GL13 = powder</i>	Assembly required.
L Laminated	<i>GL25 = bronze</i>	
V316 Finish, primary worksurface	<i>GL35 = grey</i>	Standoff / subtop only available in 111.
111 Subtop spacer	5. Finish, capture/ divider Anodized aluminum or painted finish options, listed on page 7 excluding 613 Silver.	
TEMP Finish, glass		
AA Finish, divider capture		

width	GL13	GL25/GL35
60"	\$117	\$380
72"	\$140	\$455
90"	\$175	\$570
96"	\$187	\$610

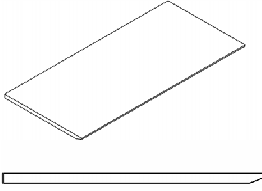
Flush, user edge tapered Rectilinear, 20" and 24" deep

description	d	w	pattern no.	L	M	V1	V2	V3
Straight rectangular, (full depth) front edge tapered 	20"	18"	AW1T1RF1820 (X)(X)(X)	\$324.	\$396.	\$396.	\$452.	\$589.
	20"	20"	AW1T1RF2020 (X)(X)(X)	338.	405.	405.	464.	604.
	20"	24"	AW1T1RF2420 (X)(X)(X)	345.	416.	416.	475.	618.
	20"	30"	AW1T1RF3020 (X)(X)(X)	373.	458.	458.	524.	681.
	20"	36"	AW1T1RF3620 (X)(X)(X)	377.	481.	481.	554.	720.
	20"	42"	AW1T1RF4220 (X)(X)(X)	386.	502.	502.	579.	752.
	20"	48"	AW1T1RF4820 (X)(X)(X)	396.	523.	523.	599.	780.
	20"	54"	AW1T1RF5420 (X)(X)(X)	408.	544.	544.	630.	819.
	20"	60"	AW1T1RF6020 (X)(X)(X)	432.	589.	589.	676.	878.
	20"	66"	AW1T1RF6620 (X)(X)(X)	463.	606.	606.	699.	908.
	20"	72"	AW1T1RF7220 (X)(X)(X)	467.	637.	637.	732.	950.
	20"	78"	AW1T1RF7820 (X)(X)(X)	482.	645.	645.	742.	964.
	20"	84"	AW1T1RF8420 (X)(X)(X)	508.	686.	686.	789.	1,027.
	20"	90"	AW1T1RF9020 (X)(X)(X)	521.	716.	716.	822.	1,069.
	20"	96"	AW1T1RF9620 (X)(X)(X)	556.	742.	742.	853.	1,109.
	24"	18"	AW1T1RF1824 (X)(X)(X)	346.	417.	417.	478.	622.
	24"	20"	AW1T1RF2024 (X)(X)(X)	361.	426.	426.	490.	637.
	24"	24"	AW1T1RF2424 (X)(X)(X)	369.	436.	436.	502.	654.
	24"	30"	AW1T1RF3024 (X)(X)(X)	385.	495.	495.	568.	738.
	24"	36"	AW1T1RF3624 (X)(X)(X)	397.	514.	514.	591.	769.
24"	42"	AW1T1RF4224 (X)(X)(X)	411.	530.	530.	608.	791.	
24"	48"	AW1T1RF4824 (X)(X)(X)	455.	568.	568.	652.	847.	
24"	54"	AW1T1RF5424 (X)(X)(X)	459.	606.	606.	699.	908.	
24"	60"	AW1T1RF6024 (X)(X)(X)	482.	650.	650.	745.	969.	
24"	66"	AW1T1RF6624 (X)(X)(X)	522.	673.	673.	771.	1,003.	
24"	72"	AW1T1RF7224 (X)(X)(X)	535.	701.	701.	809.	1,052.	
24"	78"	AW1T1RF7824 (X)(X)(X)	553.	734.	734.	847.	1,101.	
24"	84"	AW1T1RF8424 (X)(X)(X)	576.	766.	766.	878.	1,143.	
24"	90"	AW1T1RF9024 (X)(X)(X)	615.	797.	797.	920.	1,195.	
24"	96"	AW1T1RF9624 (X)(X)(X)	629.	828.	828.	956.	1,243.	

Worksurfaces

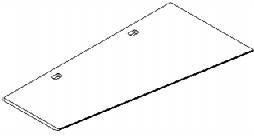
Order Code	Specification Information	Application Notes
Example: AW1T1RF1820MG118 V316613	To order please specify pattern number including:	Hardware to attach to vertical support to be specified separately.
A AutoStrada	1. Width	1 1/4" tops require additional support when distance spans over 48".
W Worksurface	2. Depth	
1 Generation 1	3. Surface type	Actual widths are 1/16" less than nominal dimension noted and depths are 1/8" less than nominal dimension noted.
T1 Tapered one side, user	<i>L = Laminate</i>	
R Rectilinear	<i>M = Mixed, Laminate surface/V1, V2 or V3 edge</i>	When grommets specified up to 48" w tops have one grommet, over 48" w tops have two grommets.
F Full depth, flush	<i>V = V1, V2 or V3</i>	
18 18" wide	4. Grommet option	
20 20" deep	<i>N = No grommets</i>	
M Surface type, Mixed	<i>G = Grommet(s), flush</i>	
G Grommet	5. Finish, Surface	
118 Finish surface, Bright white	<i>Laminate, V1, V2 or V3 finish</i>	
V316 Finish edge, Maple	6. Finish, Edge	
613 Finish, grommet	<i>Must be same as surface finish unless M surface type specified, then must be V1, V2 or V3 finish</i>	
	7. Finish, Grommet(s)	
	<i>specify painted or plated finish</i>	
	See page 7 for finish options applicable.	
	Product on this page will accept wood grain laminate where laminate is currently an option.	
	List price for wood grain laminate options will be current published laminate list price plus 10%.	

Flush, user edge tapered Rectilinear, 30" and 36" deep

description	d	w	pattern no.	L	M	V1	V2	V3	
Straight rectangular, (full depth) front edge tapered 	30"	18"	AW1T1RF1830 () () () ()	\$354.	\$451.	\$451.	\$521.	\$676.	
		20"	AW1T1RF2030 () () () ()	360.	463.	463.	534.	692.	
		24"	AW1T1RF2430 () () () ()	368.	474.	474.	546.	711.	
		30"	AW1T1RF3030 () () () ()	386.	536.	536.	614.	799.	
		36"	AW1T1RF3630 () () () ()	400.	578.	578.	661.	861.	
		42"	AW1T1RF4230 () () () ()	419.	598.	598.	688.	894.	
		48"	AW1T1RF4830 () () () ()	466.	639.	639.	737.	959.	
		54"	AW1T1RF5430 () () () ()	478.	692.	692.	795.	1,034.	
		60"	AW1T1RF6030 () () () ()	506.	717.	717.	823.	1,070.	
		66"	AW1T1RF6630 () () () ()	545.	733.	733.	843.	1,097.	
		72"	AW1T1RF7230 () () () ()	563.	752.	752.	864.	1,123.	
		78"	AW1T1RF7830 () () () ()	583.	786.	786.	907.	1,178.	
		84"	AW1T1RF8430 () () () ()	606.	819.	819.	942.	1,226.	
		90"	AW1T1RF9030 () () () ()	660.	855.	855.	987.	1,282.	
		96"	AW1T1RF9630 () () () ()	662.	887.	887.	1,021.	1,326.	
		36"	18"	AW1T1RF1836 () () () ()	363.	489.	489.	565.	734.
			20"	AW1T1RF2036 () () () ()	367.	501.	501.	580.	754.
			24"	AW1T1RF2436 () () () ()	382.	514.	514.	593.	772.
			30"	AW1T1RF3036 () () () ()	398.	580.	580.	665.	865.
		36"	AW1T1RF3636 () () () ()	423.	646.	646.	739.	961.	
		42"	AW1T1RF4236 () () () ()	457.	676.	676.	780.	1,014.	
		48"	AW1T1RF4836 () () () ()	502.	722.	722.	834.	1,085.	
		54"	AW1T1RF5436 () () () ()	519.	793.	793.	904.	1,177.	
		60"	AW1T1RF6036 () () () ()	525.	796.	796.	910.	1,181.	
		66"	AW1T1RF6636 () () () ()	580.	800.	800.	923.	1,200.	
		72"	AW1T1RF7236 () () () ()	600.	822.	822.	947.	1,231.	
		78"	AW1T1RF7836 () () () ()	629.	841.	841.	971.	1,262.	
		84"	AW1T1RF8436 () () () ()	652.	875.	875.	1,012.	1,314.	
		90"	AW1T1RF9036 () () () ()	703.	917.	917.	1,057.	1,375.	
		96"	AW1T1RF9636 () () () ()	723.	947.	947.	1,089.	1,415.	

Order Code	Specification Information	Application Notes
Example: AW1T1RF1830MG118 V316613	To order please specify pattern number including:	Hardware to attach to vertical support to be specified separately.
A AutoStrada	1. Width	1 1/4" tops require additional support when distance spans over 48".
W Worksurface	2. Depth	
1 Generation 1	3. Surface type	Actual widths are 1/16" less than nominal dimension noted and depths are 1/8" less than nominal dimension noted.
T1 Tapered 1 side, user	<i>L = Laminate</i>	
R Rectilinear	<i>M = Mixed, Laminate surface/V1, V2 or V3 edge</i>	When grommets specified up to 48" w tops have one grommet, over 48" w have two grommets.
F Full depth, flush	<i>V = V1, V2 or V3</i>	
18 18" wide	4. Grommet option	
30 30" deep	<i>N = No grommets</i>	
M Surface type, Mixed	<i>G = Grommet(s), flush</i>	
G Grommet	<i>R = Grommet(s), recessed</i>	
118 Finish surface, Bright white	5. Finish, Surface	
V316 Finish edge, Maple	<i>Laminate, V1, V2 or V3 finish</i>	
613 Finish, grommet	6. Finish, Edge	
	<i>Must be same as surface finish unless M surface type specified, then must be V1, V2 or V3 finish</i>	
	7. Finish, Grommet(s)	
	<i>specify painted or plated finish</i>	
	See page 7 for finish options applicable.	
	Product on this page will accept wood grain laminate where laminate is currently an option.	
	List price for wood grain laminate options will be current published laminate list price plus 10%.	

Flush, user edge tapered Wedge

description	d, left	w	d, right	pattern no.	L	M	V1	V2	V3
Wedge, (full depth) front edge tapered 	24"	48"	30"	AW1T1WF4823 () () () ()	\$538.	\$639.	\$639.	\$737.	\$959.
	24"	60"	30"	AW1T1WF6023 () () () ()	571.	717.	717.	823.	1,070.
	24"	72"	36"	AW1T1WF7226 () () () ()	705.	806.	806.	922.	1,198.
	30"	48"	24"	AW1T1WF4832 () () () ()	538.	639.	639.	737.	959.
	30"	60"	24"	AW1T1WF6032 () () () ()	571.	717.	717.	823.	1,070.
	36"	72"	24"	AW1T1WF7262 () () () ()	705.	806.	806.	922.	1,198.
Presentation wood sample (with tapered edge detail)	16"	16"	16"	ASAMP1616 ()	106.	155.	155.	207.	244.


Worksurfaces

Order Code	Specification Information	Application Notes
Example: AW1T1WF4823MG118 V316613	<i>To order please specify pattern number including:</i>	
A AutoStrada	1. Width	
W Worksurface	2. Depth	
1 Generation 1	23 = 24" deep left, 30" deep right	
T1 Tapered 1 side, user	32 = 30" deep left, 24" deep right	
W Wedge	26 = 24" deep left, 36" deep right	
F Full depth, flush	62 = 36" deep left, 24" deep right	
48 48" wide	3. Surface type	
2 24" deep, left	L = Laminate	
3 30" deep, right	M = Mixed, Laminate surface/V1, V2 or V3 edge	
M Surface type, Mixed	V = V1, V2 or V3	
G Grommet	4. Grommet option	
118 Finish surface, Bright white	N = No grommets	
V316 Finish edge, Maple	G = Grommet(s), flush	
613 Finish, grommet	R = Grommet(s), recessed	
	5. Finish, Surface	
	Laminate, V1, V2 or V3 finish	
	6. Finish, Edge	
	Must be same as surface finish unless M surface type specified, then must be V1, V2 or V3 finish	Hardware to attach to vertical support to be specified separately.
	7. Finish, Grommet(s)	1 1/4" tops require additional support when distance spans over 48".
	specify painted or plated finish	Actual widths are 1/16" less than nominal dimension noted and depths are 1/8" less than nominal dimension noted.
	See page 7 for finish options applicable.	When grommets specified up to 48" w tops have one grommet, over 48" w have two grommets.
	Product on this page will accept wood grain laminate where laminate is currently an option.	
	List price for wood grain laminate options will be current published laminate list price plus 10%.	

Cord drop, user edge tapered

Rectilinear


AutoStrada

description	d	w	pattern no.	L	M	V1	V2	V3	
Straight rectangular, (cord drop) front edge tapered 	20"	18"	AW1T1RU1820 ()()()	\$335.	\$396.	\$396.	\$452.	\$589.	
		20"	AW1T1RU2020 ()()()	338.	405.	405.	464.	604.	
		24"	AW1T1RU2420 ()()()	345.	416.	416.	475.	618.	
		30"	AW1T1RU3020 ()()()	387.	458.	458.	524.	681.	
		36"	AW1T1RU3620 ()()()	390.	481.	481.	554.	720.	
		42"	AW1T1RU4220 ()()()	395.	502.	502.	579.	752.	
		48"	AW1T1RU4820 ()()()	407.	523.	523.	599.	780.	
		54"	AW1T1RU5420 ()()()	419.	544.	544.	630.	819.	
		60"	AW1T1RU6020 ()()()	442.	589.	589.	676.	878.	
		66"	AW1T1RU6620 ()()()	472.	606.	606.	699.	908.	
		72"	AW1T1RU7220 ()()()	476.	637.	637.	732.	950.	
		78"	AW1T1RU7820 ()()()	494.	645.	645.	742.	964.	
		84"	AW1T1RU8420 ()()()	518.	686.	686.	789.	1,027.	
		90"	AW1T1RU9020 ()()()	530.	716.	716.	822.	1,069.	
		96"	AW1T1RU9620 ()()()	566.	742.	742.	853.	1,109.	
		24"	18"	AW1T1RU1824 ()()()	357.	417.	417.	478.	622.
			20"	AW1T1RU2024 ()()()	362.	426.	426.	490.	637.
		24"	AW1T1RU2424 ()()()	365.	436.	436.	502.	654.	
		30"	AW1T1RU3024 ()()()	367.	495.	495.	568.	738.	
		36"	AW1T1RU3624 ()()()	373.	514.	514.	591.	769.	
		42"	AW1T1RU4224 ()()()	388.	530.	530.	608.	791.	
		48"	AW1T1RU4824 ()()()	400.	568.	568.	652.	847.	
		54"	AW1T1RU5424 ()()()	470.	606.	606.	699.	908.	
		60"	AW1T1RU6024 ()()()	517.	650.	650.	745.	969.	
		66"	AW1T1RU6624 ()()()	532.	673.	673.	771.	1,003.	
		72"	AW1T1RU7224 ()()()	545.	701.	701.	809.	1,052.	
		78"	AW1T1RU7824 ()()()	564.	734.	734.	847.	1,101.	
		84"	AW1T1RU8424 ()()()	586.	766.	766.	878.	1,143.	
		90"	AW1T1RU9024 ()()()	624.	797.	797.	920.	1,195.	
		96"	AW1T1RU9624 ()()()	639.	828.	828.	956.	1,243.	
	30"	18"	AW1T1RU1830 ()()()	364.	451.	451.	521.	676.	
		20"	AW1T1RU2030 ()()()	369.	463.	463.	534.	692.	
		24"	AW1T1RU2430 ()()()	381.	474.	474.	546.	711.	

Order Code	Specification Information	Application Notes
Example: AW1T1RC1820M118 V316 812	<i>To order please specify pattern number including:</i>	Worksurfaces with cord drop are not recommended for freestanding applications.
A AutoStrada	1. Width	Hardware to attach to vertical support to be specified separately.
W Worksurface	2. Depth	
1 Generation 1	3. Surface type <i>L = Laminate</i>	1 1/4" tops require additional support when distance spans over 48".
T1 Tapered 1 side, user	<i>M = Mixed, Laminate surface/V1, V2 or V3 edge</i>	
R Rectilinear	<i>V = V1, V2 or V3</i>	Actual widths are 1/16" less than nominal dimension noted and depths are 3/8" less than nominal dimension noted.
U Cord drop	4. Finish, Surface <i>Laminate, V1, V2 or V3 finish</i>	
18 18" wide	5. Finish, Edge <i>Must be same as surface finish unless M surface type specified, then must be V1, V2 or V3 finish</i>	See page 7 for finish options applicable. Product on this page will accept wood grain laminate where laminate is currently an option. List price for wood grain laminate options will be current published laminate list price plus 10%.
20 20" deep	6. Finish, Grommet	
M Surface type, Mixed	111 Jet black	
118 Finish surface, Bright white	812 Easy grey	
V316 Finish edge, Maple		
812 Finish grommet, Easy grey		

Cord drop, user edge tapered

Rectilinear

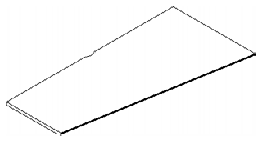
description	d	w	pattern no.	L	M	V1	V2	V3
Straight rectangular, (cord drop) front edge tapered 	30"	30"	AW1T1RU3030 () () ()	\$395.	\$536.	\$536.	\$614.	\$799.
		36"	AW1T1RU3630 () () ()	411.	578.	578.	661.	861.
		42"	AW1T1RU4230 () () ()	429.	598.	598.	688.	894.
		48"	AW1T1RU4830 () () ()	475.	639.	639.	737.	959.
		54"	AW1T1RU5430 () () ()	487.	692.	692.	795.	1,034.
		60"	AW1T1RU6030 () () ()	542.	717.	717.	823.	1,070.
		66"	AW1T1RU6630 () () ()	555.	733.	733.	843.	1,097.
		72"	AW1T1RU7230 () () ()	573.	752.	752.	864.	1,123.
		78"	AW1T1RU7830 () () ()	591.	786.	786.	907.	1,178.
		84"	AW1T1RU8430 () () ()	615.	819.	819.	942.	1,226.
		90"	AW1T1RU9030 () () ()	671.	855.	855.	987.	1,282.
		96"	AW1T1RU9630 () () ()	672.	887.	887.	1,021.	1,326.

Worksurfaces

Order Code	Specification Information	Application Notes
Example: AW1T1RC1820M118 V316 812	To order please specify pattern number including:	Worksurfaces with cord drop are not recommended for freestanding applications.
A AutoStrada	1. Width	See page 7 for finish options applicable.
W Worksurface	2. Depth	Product on this page will accept wood grain laminate where laminate is currently an option.
1 Generation 1	3. Surface type <i>L = Laminate</i>	List price for wood grain laminate options will be current published laminate list price plus 10%.
T1 Tapered 1 side, user	<i>M = Mixed, Laminate surface/V1, V2 or V3 edge</i>	
R Rectilinear	<i>V = V1, V2 or V3</i>	
U Cord drop	4. Finish, Surface <i>Laminate, V1, V2 or V3 finish</i>	Hardware to attach to vertical support to be specified separately.
18 18" wide	5. Finish, Edge <i>Must be same as surface finish unless M surface type specified, then must be V1, V2 or V3 finish</i>	1 1/4" tops require additional support when distance spans over 48".
20 20" deep	6. Finish, Grommet	Actual widths are 1/16" less than nominal dimension noted and depths are 3/8" less than nominal dimension noted.
M Surface type, Mixed	111 Jet black	
118 Finish surface, Bright white	812 Easy grey	
V316 Finish edge, Maple		
812 Finish grommet, Easy grey		

Cord drop, user edge tapered

Wedge

description	d, left	w	d, right	pattern no.	L	M	V1	V2	V3
Wedge, (cord drop) front edge tapered 	24"	48"	30"	AW1T1WU4823 () () ()	\$542.	\$639.	\$639.	\$737.	\$959.
	24"	60"	30"	AW1T1WU6023 () () ()	574.	717.	717.	823.	1,070.
	24"	72"	36"	AW1T1WU7226 () () ()	712.	806.	806.	922.	1,198.
	30"	48"	24"	AW1T1WU4832 () () ()	542.	639.	639.	737.	959.
	30"	60"	24"	AW1T1WU6032 () () ()	574.	717.	717.	823.	1,070.
	36"	72"	24"	AW1T1WU7262 () () ()	712.	806.	806.	922.	1,198.

Order Code

Example:	AW1T1WU4823M118 V316 812
A	AutoStrada
W	Worksurface
1	Generation 1
T1	Tapered 1 side, user
W	Wedge
U	Cord drop
48	48" wide
2	24" deep, left
3	30" deep, right
M	Surface type, Mixed
118	Finish surface, Bright white
V316	Finish edge, Maple
812	Finish grommet, Easy grey

Specification Information

To order please specify pattern number including:

1. Width
2. Depth
 23 = 24" deep left, 30" deep right
 32 = 30" deep left, 24" deep right
 26 = 24" deep left, 36" deep right
 62 = 36" deep left, 24" deep right
3. Surface type
 L = Laminate
 M = Mixed, Laminate surface/V1, V2 or V3 edge
 V = V1, V2 or V3

4. Finish, Surface
Laminate, V1, V2 or V3 finish
5. Finish, Edge
Must be same as surface finish unless M surface type specified, then must be V1, V2 or V3 finish
6. Finish, Grommet
111 Jet black
812 Easy grey

See page 7 for finish options applicable.

Product on this page will accept wood grain laminate where laminate is currently an option. List price for wood grain laminate options will be current published laminate list price plus 10%.

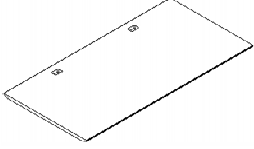
Application Notes

Worksurfaces with cord drop are not recommended for freestanding applications.

Hardware to attach to vertical support to be specified separately.

1 1/4" tops require additional support when distance spans over 48".

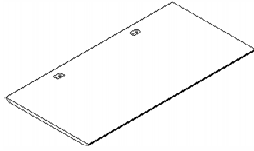
Actual widths are 1/16" less than nominal dimension noted and depths are 3/8" less than nominal dimension noted.

description	d	w	pattern no.	L	M	V1	V2	V3
Straight rectangular, (full depth) front& back edge tapered 	30"	30"	AW1T2R3030 () () () ()	\$441.	\$654.	\$654.	\$732.	\$918.
		36"	AW1T2R3630 () () () ()	455.	694.	694.	779.	977.
		42"	AW1T2R4230 () () () ()	473.	716.	716.	807.	1,013.
		48"	AW1T2R4830 () () () ()	495.	758.	758.	855.	1,077.
		54"	AW1T2R5430 () () () ()	560.	811.	811.	914.	1,151.
		60"	AW1T2R6030 () () () ()	578.	834.	834.	941.	1,188.
		66"	AW1T2R6630 () () () ()	596.	851.	851.	962.	1,215.
		72"	AW1T2R7230 () () () ()	614.	869.	869.	982.	1,240.
		78"	AW1T2R7830 () () () ()	636.	903.	903.	1,025.	1,296.
		84"	AW1T2R8430 () () () ()	655.	936.	936.	1,059.	1,343.
		90"	AW1T2R9030 () () () ()	702.	972.	972.	1,104.	1,400.
		96"	AW1T2R9630 () () () ()	722.	1,004.	1,004.	1,138.	1,443.
		36"	30"	AW1T2R3036 () () () ()	456.	697.	697.	783.
		36"	AW1T2R3636 () () () ()	475.	764.	764.	857.	1,079.
		42"	AW1T2R4236 () () () ()	497.	794.	794.	896.	1,132.
		48"	AW1T2R4836 () () () ()	521.	839.	839.	951.	1,203.
		54"	AW1T2R5436 () () () ()	590.	915.	915.	1,023.	1,295.
		60"	AW1T2R6036 () () () ()	611.	910.	910.	1,028.	1,299.
		66"	AW1T2R6636 () () () ()	645.	919.	919.	1,040.	1,317.
		72"	AW1T2R7236 () () () ()	653.	940.	940.	1,066.	1,349.
		78"	AW1T2R7836 () () () ()	681.	960.	960.	1,089.	1,380.
		84"	AW1T2R8436 () () () ()	698.	992.	992.	1,130.	1,433.
		90"	AW1T2R9036 () () () ()	748.	1,034.	1,034.	1,175.	1,492.
		96"	AW1T2R9636 () () () ()	771.	1,066.	1,066.	1,206.	1,533.
	42"	30"	AW1T2R3042 () () () ()	474.	755.	755.	847.	1,101.
		36"	AW1T2R3642 () () () ()	497.	858.	858.	958.	1,244.
		42"	AW1T2R4242 () () () ()	518.	894.	894.	1,016.	1,322.
		48"	AW1T2R4842 () () () ()	544.	946.	946.	1,079.	1,403.
		54"	AW1T2R5442 () () () ()	617.	976.	976.	1,106.	1,438.
		60"	AW1T2R6042 () () () ()	640.	1,005.	1,005.	1,135.	1,476.
		66"	AW1T2R6642 () () () ()	663.	1,012.	1,012.	1,144.	1,487.
		72"	AW1T2R7242 () () () ()	686.	1,016.	1,016.	1,152.	1,498.
		78"	AW1T2R7842 () () () ()	730.	1,028.	1,028.	1,167.	1,515.

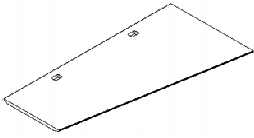
Worksurfaces

Order Code	Specification Information	Application Notes
Example: AW1T2R3030MG118 V316613	To order please specify pattern number including:	7. Finish, Grommet(s) specify painted or plated finish
A AutoStrada	1. Width	Hardware to attach to vertical support to be specified separately.
W Worksurface	2. Depth	1 1/4" tops require additional support when distance spans over 48".
1 Generation 1	3. Surface type <i>L = Laminate</i> <i>M = Mixed, Laminate surface/V1, V2 or V3 edge</i> <i>V = V1, V2 or V3</i>	When grommets specified up to 48" w tops have one grommet, over 48" w have two grommets.
T2 Tapered 2 sides, user & approach	4. Grommet option <i>N = No grommets</i> <i>G = Grommet(s), flush</i> <i>R = Grommet(s), recessed</i>	
R Rectilinear	5. Finish, Surface <i>Laminate, V1, V2 or V3 finish</i>	
30 30" wide	6. Finish, Edge <i>Must be same as surface finish unless M surface type specified, then must be V1, V2 or V3 finish</i>	
30 30" deep		
M Surface type, Mixed		
G Grommet		
118 Finish surface, Bright white		
V316 Finish edge, Maple		
613 Finish, grommet		

description	d	w	pattern no.	L	M	V1	V2	V3
Straight rectangular, (full depth) front& back edge tapered	42"	84"	AW1T2R8442 () () () ()	\$738.	\$1,063.	\$1,063.	\$1,211.	\$1,575.
		90"	AW1T2R9042 () () () ()	792.	1,108.	1,108.	1,261.	1,640.
		96"	AW1T2R9642 () () () ()	818.	1,139.	1,139.	1,288.	1,674.



Order Code	Specification Information	Application Notes
Example: AW1T2R3030MG118 V316613	<i>To order please specify pattern number including:</i>	7. Finish, Grommet(s) <i>specify painted or plated finish</i>
A AutoStrada	1. Width	Hardware to attach to vertical support to be specified separately.
W Worksurface	2. Depth	1 1/4" tops require additional support when distance spans over 48".
1 Generation 1	3. Surface type <i>L = Laminate</i>	When grommets specified up to 48" w tops have one grommet, over 48" w have two grommets.
T2 Tapered 2 sides, user & approach	<i>M = Mixed, Laminate surface/V1, V2 or V3 edge</i>	
R Rectilinear	<i>V = V1, V2 or V3</i>	
30 30" wide	4. Grommet option <i>N = No grommets</i>	Product on this page will accept wood grain laminate where laminate is currently an option. List price for wood grain laminate options will be current published laminate list price plus 10%.
30 30" deep	<i>G = Grommet(s), flush</i>	
M Surface type, Mixed	<i>R = Grommet(s), recessed</i>	
G Grommet	5. Finish, Surface <i>Laminate, V1, V2 or V3 finish</i>	
118 Finish surface, Bright white	6. Finish, Edge <i>Must be same as surface finish unless M surface type specified, then must be V1, V2 or V3 finish</i>	
V316 Finish edge, Maple		
613 Finish, grommet		

description	d, left	w	d, right	pattern no.	L	M	V1	V2	V3
Wedge, front and back edge tapered 	24"	48"	30"	AW1T2W4823 () () () ()	\$580.	\$758.	\$758.	\$855.	\$1,077.
	24"	60"	30"	AW1T2W6023 () () () ()	642.	834.	834.	941.	1,188.
	24"	72"	36"	AW1T2W7226 () () () ()	748.	923.	923.	1,039.	1,314.
	30"	48"	24"	AW1T2W4832 () () () ()	580.	758.	758.	855.	1,077.
	30"	60"	24"	AW1T2W6032 () () () ()	642.	834.	834.	941.	1,188.
	36"	72"	24"	AW1T2W7262 () () () ()	748.	923.	923.	1,039.	1,314.

Order Code	Specification Information	Application Notes
Example: AW1T2W4823MG118 V316613	To order please specify pattern number including:	
A AutoStrada	1. Width	6. Finish, Edge <i>Must be same as surface finish unless M surface type specified, then must be V1, V2 or V3 finish</i>
W Worksurface	2. Depth 23 = 24" deep left, 30" deep right 32 = 30" deep left, 24" deep right 26 = 24" deep left, 36" deep right 62 = 36" deep left, 24" deep right	
1 Generation 1	3. Surface type <i>L = Laminate</i> <i>M = Mixed, Laminate surface/V1, V2 or V3 edge</i> <i>V = V1, V2 or V3</i>	7. Finish, Grommet(s) <i>specify painted or plated finish</i>
T2 Tapered 2 sides, user & approach	4. Grommet option <i>N = No grommets</i> <i>G = Grommet(s), flush</i> <i>R = Grommet(s), recessed</i>	See page 7 for finish options applicable.
W Wedge	5. Finish, Surface <i>Laminate, V1, V2 or V3 finish</i>	Product on this page will accept wood grain laminate where laminate is currently an option.
48 48" wide		List price for wood grain laminate options will be current published laminate list price plus 10%.
2 24" deep, left		
3 30" deep, right		
M Surface type, Mixed		
G Grommet		
118 Finish surface, Bright white		
V316 Finish edge, Maple		
613 Finish, grommet		

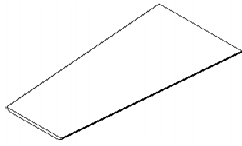
Hardware to attach to vertical support to be specified separately.

1 1/4" tops require additional support when distance spans over 48".

Important: Please note placement of grommet(s) when specified assumes user edge is wedge side. If application requires user side to be straight edge and wedge edge as approach side, then specify no grommets.

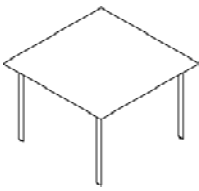
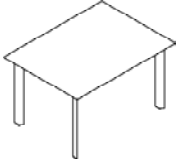

When grommets specified up to 48" w tops have one grommet, over 48" w have two grommets.

description	d, left	w	d, right	pattern no.	L	M	V1	V2	V3
Double wedge, front and back edge tapered	24"	48"	36"	AW1T2DW4826 () () () ()	\$606.	\$839.	\$839.	\$951.	\$1,203.
	24"	60"	36"	AW1T2DW6026 () () () ()	675.	910.	910.	1,028.	1,299.
	24"	72"	36"	AW1T2DW7226 () () () ()	748.	960.	960.	1,089.	1,380.



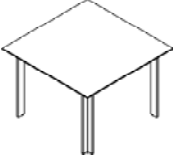

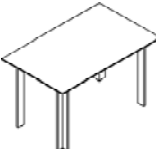
Order Code	Specification Information	Application Notes
Example: AW1T2DW4826MG118 V316613	<i>To order please specify pattern number including:</i>	5. Finish, Grommet <i>specify painted or plated finish</i>
A AutoStrada	1. Surface type <i>L = Laminate</i>	See page 7 for finish options applicable.
W Worksurface	<i>M = Mixed, Laminate surface/V1, V2 or V3 edge</i>	Product on this page will accept wood grain laminate where laminate is currently an option.
1 Generation 1	<i>V = V1, V2 or V3</i>	List price for wood grain laminate options will be current published laminate list price plus 10%.
T2 Tapered 2 sides, user & approach	2. Grommet option <i>N = No grommet</i>	
DW Double Wedge	<i>G = Grommet</i>	
48 48" wide	3. Finish, Surface <i>Laminate, V1, V2 or V3 finish</i>	
2 24" deep	4. Finish, Edge <i>Must be same as surface finish unless M surface type specified, then must be V1, V2 or V3 finish</i>	
6 36" deep		
M Surface type, Mixed		
G Grommet		
118 Finish surface, Bright white		
V316 Finish edge, Maple		
613 Finish, grommet		

Tables with straight legs

description	h	w	d	dia.	pattern no.	L	M	V1	V2	V3
Square table, tapered 4 sides 	28 1/4"	42"	42"		ATA1T44242 () () () ()	\$1,479.	\$1,640.	\$1,640.	\$1,672.	\$1,937.
	28 1/4"	48"	48"		ATA1T44848 () () () ()	1,601.	1,680.	1,680.	1,726.	2,058.
Rectangular table, tapered 4 sides 	28 1/4"	48"	30"		ATA1T44830 () () () ()	1,509.	1,626.	1,626.	1,649.	1,878.
	28 1/4"	60"	30"		ATA1T46030 () () () ()	1,591.	1,715.	1,715.	1,750.	2,026.
	28 1/4"	72"	30"		ATA1T47230 () () () ()	1,671.	1,749.	1,749.	1,791.	2,115.
	28 1/4"	72"	36"		ATA1T47236 () () () ()	1,710.	1,779.	1,779.	1,833.	2,212.
Round table, tapered edge 	28 1/4"		36"		ATA1R36 () () () ()	1,534.	1,759.	1,591.	1,642.	1,863.
	28 1/4"		42"		ATA1R42 () () () ()	1,606.	1,792.	1,628.	1,692.	1,980.
	28 1/4"		48"		ATA1R48 () () () ()	1,736.	1,833.	1,673.	1,749.	2,112.

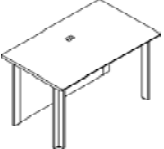
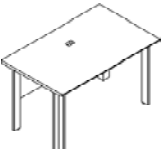

Order Code	Specification Information	Application Notes
Example: ATA1T44242V27C V316AA	<i>To order please specify pattern number including:</i>	AutoStrada tables include four straight legs with glides or casters.
A AutoStrada	1. Width	Tables can be specified to surface height of:
TA Table	2. Depth	28 3/8" : specify 27" leg.
1 Generation 1	3. Surface type	29 3/8" : specify 28" leg.
T4 Tapered edge 4 sides	<i>L = Laminate</i>	31 1/2" : specify 30" leg.
42 42" wide	<i>M = Mixed, Laminate surface/V1, V2 or V3 edge</i>	
42 42" deep	<i>V = V1, V2 or V3</i>	
V Surface type, veneer	4. Leg height (to underside of surface)	See page 7 for finish options applicable.
27 27" leg height	27 = 27" h	Product on this page will accept wood grain laminate where laminate is currently an option.
C Caster	28 = 28 3/8" h (add \$30 for this option)	List price for wood grain laminate options will be current published laminate list price plus 10%.
V316 Finish top, Maple	30 = 30 1/8" h (add \$66 for this option)	Grommets are not optional for tables.
AA Finish, leg	5. Leg type	Stiffener included with rectangular tables 60" w and over.
	<i>C = with Caster</i>	
	<i>G = with Glide</i>	
	6. Finish, Surface	
	<i>Laminate, Mixed, V1, V2 or V3 finish</i>	
	7. Finish, Edge	
	<i>Must be same as surface finish unless M surface type specified, then must be V1, V2 or V3 finish</i>	
	8. Finish, Leg	
	<i>Anodized aluminum finish or painted finish option excluding silver.</i>	

Tables with L-legs

description	h	w	d	dia.	leg height	pattern no.	L	M	V1	V2	V3
Square table, tapered 4 sides with L-legs 	28 ³ / ₈ "	42"	42"		27"	ATAT4LL424227(L/M/V)() ()	\$2,145.	\$2,383.	\$2,383.	\$2,432.	\$2,797.
	28 ³ / ₈ "	48"	48"		27"	ATAT4LL484827(L/M/V)() ()	2,158.	2,398.	2,398.	2,447.	2,814.
	29 ³ / ₄ "	42"	42"		28 ³ / ₈ "	ATAT4LL424228(L/M/V)() ()	2,149.	2,388.	2,388.	2,437.	2,803.
	29 ³ / ₄ "	48"	48"		28 ³ / ₈ "	ATAT4LL484828(L/M/V)() ()	2,185.	2,427.	2,427.	2,477.	2,849.
Round table, tapered edge with L-legs 	28 ³ / ₈ "			36"	27"	ATARLL3627(L/M/V)() ()	2,088.	2,320.	2,320.	2,367.	2,722.
	28 ³ / ₈ "			42"	27"	ATARLL4227(L/M/V)() ()	2,094.	2,327.	2,327.	2,374.	2,730.
	28 ³ / ₈ "			48"	27"	ATARLL4827(L/M/V)() ()	2,105.	2,339.	2,339.	2,387.	2,745.
	29 ³ / ₄ "			36"	28 ³ / ₈ "	ATARLL3628(L/M/V)() ()	2,123.	2,359.	2,359.	2,407.	2,768.
	29 ³ / ₄ "			42"	28 ³ / ₈ "	ATARLL4228(L/M/V)() ()	2,129.	2,366.	2,366.	2,414.	2,776.
	29 ³ / ₄ "			48"	28 ³ / ₈ "	ATARLL4828(L/M/V)() ()	2,141.	2,378.	2,378.	2,427.	2,791.
Rectangular table desk, tapered 4 sides with L-legs 	28 ³ / ₈ "	48"	30"		27"	ATDT4LL483027(L/M/V)() ()	1,959.	2,177.	2,177.	2,221.	2,554.
	28 ³ / ₈ "	60"	30"		27"	ATDT4LL603027(L/M/V)() ()	1,994.	2,216.	2,216.	2,261.	2,600.
	28 ³ / ₈ "	72"	30"		27"	ATDT4LL723027(L/M/V)() ()	2,012.	2,235.	2,235.	2,281.	2,623.
	28 ³ / ₈ "	72"	36"		27"	ATDT4LL723627(L/M/V)() ()	2,029.	2,255.	2,255.	2,301.	2,646.
	29 ³ / ₄ "	48"	30"		28 ³ / ₈ "	ATDT4LL483028(L/M/V)() ()	2,038.	2,265.	2,265.	2,311.	2,658.
	29 ³ / ₄ "	60"	30"		28 ³ / ₈ "	ATDT4LL603028(L/M/V)() ()	2,091.	2,324.	2,324.	2,371.	2,727.
	29 ³ / ₄ "	72"	30"		28 ³ / ₈ "	ATDT4LL723028(L/M/V)() ()	2,135.	2,373.	2,373.	2,421.	2,784.
	29 ³ / ₄ "	72"	36"		28 ³ / ₈ "	ATDT4LL723628(L/M/V)() ()	2,171.	2,412.	2,412.	2,461.	2,830.

Order Code	Specification Information	Application Notes
Example: ATAT4LL424227 V316AA A AutoStrada TA Table T4 Top tapered 4 sides LL L-Leg 42 42" wide 42 42" deep 27 Leg height V Surface type, veneer V316 Finish top, Maple AA Finish, leg	<i>To order please specify pattern number including:</i> 1. Width 2. Depth 3. Leg height (<i>to underside of surface</i>) 27 = 27"h 28 = 28 ³ / ₈ "h 4. Surface type L = Laminate M = Mixed, Laminate surface/V1, V2 or V3 edge V = V1, V2 or V3 5. Finish, Surface Laminate, Mixed, V1, V2 or V3 finish	6. Finish, Edge (if applicable) <i>Must be same as surface finish unless M surface type specified, then must be V1, V2 or V3 finish</i> 7. Finish, Leg <i>Anodized aluminum finish or painted finish option excluding silver.</i> See page 7 for finish options applicable. Product on this page will accept wood grain laminate where laminate is currently an option. List price for wood grain laminate options will be current published laminate list price plus 10%. Grommets are not optional for tables. Worksurface stiffener included with rectangular table desks 60"w and over.
		AutoStrada table desks include four L-legs with glides. Tables can be specified to overall surface height of: 28 ³ / ₈ " : specify 27" leg. 29 ³ / ₄ " : specify 28" leg.

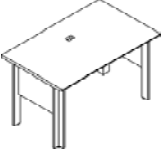
Table desks with L-legs

description	h	w	d	leg height	pattern no.	L	M	V1	V2	V3
Rectangular table desk with L-legs and full front modesty 	28 ³ / ₈ "	48"	30"	27"	ATDT1LFM483027(L/M/V)() () () ()	\$2,412.	\$2,680.	\$2,680.	\$2,735.	\$3,145.
	28 ³ / ₈ "	60"	30"	27"	ATDT1LFM603027(L/M/V)() () () ()	2,448.	2,720.	2,720.	2,775.	3,191.
	28 ³ / ₈ "	72"	30"	27"	ATDT1LFM723027(L/M/V)() () () ()	2,477.	2,752.	2,752.	2,808.	3,229.
	28 ³ / ₈ "	72"	36"	27"	ATDT1LFM723627(L/M/V)() () () ()	2,494.	2,771.	2,771.	2,828.	3,252.
	29 ³ / ₄ "	48"	30"	28 ³ / ₈ "	ATDT1LFM483028(L/M/V)() () () ()	2,543.	2,825.	2,825.	2,883.	3,315.
	29 ³ / ₄ "	60"	30"	28 ³ / ₈ "	ATDT1LFM603028(L/M/V)() () () ()	2,547.	2,830.	2,830.	2,888.	3,321.
	29 ³ / ₄ "	72"	30"	28 ³ / ₈ "	ATDT1LFM723028(L/M/V)() () () ()	2,556.	2,840.	2,840.	2,898.	3,333.
29 ³ / ₄ "	72"	36"	28 ³ / ₈ "	ATDT1LFM723628(L/M/V)() () () ()	2,582.	2,869.	2,869.	2,928.	3,367.	
Rectangular table desk with L-legs and partial front modesty 	28 ³ / ₈ "	48"	30"	27"	ATDT1LPM483027(L/M/V)() () () ()	2,313.	2,571.	2,571.	2,623.	3,016.
	28 ³ / ₈ "	60"	30"	27"	ATDT1LPM603027(L/M/V)() () () ()	2,318.	2,575.	2,575.	2,628.	3,022.
	28 ³ / ₈ "	72"	30"	27"	ATDT1LPM723027(L/M/V)() () () ()	2,327.	2,585.	2,585.	2,638.	3,034.
	28 ³ / ₈ "	72"	36"	27"	ATDT1LPM723627(L/M/V)() () () ()	2,353.	2,615.	2,615.	2,668.	3,068.
	29 ³ / ₄ "	48"	30"	28 ³ / ₈ "	ATDT1LPM483028(L/M/V)() () () ()	2,411.	2,678.	2,678.	2,733.	3,143.
	29 ³ / ₄ "	60"	30"	28 ³ / ₈ "	ATDT1LPM603028(L/M/V)() () () ()	2,415.	2,683.	2,683.	2,738.	3,149.
	29 ³ / ₄ "	72"	30"	28 ³ / ₈ "	ATDT1LPM723028(L/M/V)() () () ()	2,424.	2,693.	2,693.	2,748.	3,160.
29 ³ / ₄ "	72"	36"	28 ³ / ₈ "	ATDT1LPM723628(L/M/V)() () () ()	2,450.	2,722.	2,722.	2,778.	3,195.	
Rectangular table desk with L-legs and full front&side modesties 	28 ³ / ₈ "	48"	30"	27"	ATDT1LFS483027(L/M/V)() () () ()	2,987.	3,319.	3,319.	3,387.	3,895.
	28 ³ / ₈ "	60"	30"	27"	ATDT1LFS603027(L/M/V)() () () ()	3,027.	3,363.	3,363.	3,432.	3,947.
	28 ³ / ₈ "	72"	30"	27"	ATDT1LFS723027(L/M/V)() () () ()	3,062.	3,403.	3,403.	3,472.	3,993.
	28 ³ / ₈ "	72"	36"	27"	ATDT1LFS723627(L/M/V)() () () ()	3,089.	3,432.	3,432.	3,502.	4,027.
	29 ³ / ₄ "	48"	30"	28 ³ / ₈ "	ATDT1LFS483028(L/M/V)() () () ()	3,076.	3,417.	3,417.	3,487.	4,010.
	29 ³ / ₄ "	60"	30"	28 ³ / ₈ "	ATDT1LFS603028(L/M/V)() () () ()	3,115.	3,461.	3,461.	3,532.	4,062.
	29 ³ / ₄ "	72"	30"	28 ³ / ₈ "	ATDT1LFS723028(L/M/V)() () () ()	3,151.	3,501.	3,501.	3,572.	4,108.
29 ³ / ₄ "	72"	36"	28 ³ / ₈ "	ATDT1LFS723628(L/M/V)() () () ()	3,177.	3,530.	3,530.	3,602.	4,142.	

Worksurfaces

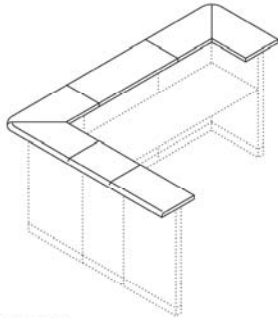
Order Code	Specification Information	Application Notes
Example: ATDT1LPS483027VG V316AA111 A AutoStrada TD Table desk T1 Top tapered 1 side (user only) L L-Leg FM Full front modesty 48 48" wide 30 30" deep 27 Leg height V Surface type, veneer G Grommet V316 Finish top, Maple AA Finish, leg 111 Grommet finish	To order please specify pattern number including: 1. Full or partial modesty (and end panels when applicable) 2. Width 3. Depth 4. Leg height (to underside of surface) 27 = 27" h 28 = 28 ³ / ₈ " h 5. Surface type L = Laminate M = Mixed, Laminate surface/V1, V2 or V3 edge V = V1, V2 or V3 6. Grommet G=Grommet N=No Grommet 7. Finish, Surface Laminate, Mixed, V1, V2 or V3 finish	8. Finish, Edge Must be same as surface finish unless M surface type specified, then must be V1, V2 or V3 finish 9. Finish, Leg Anodized aluminum finish or painted finish option excluding silver. 10. Finish, Grommet See page 7 for finish options applicable. Laminate finish options for modesty panels on this page are as follows: 114 = Folkstone grey 117 = Soft grey 118 = Bright white 119 = Pumice Product on this page will accept wood grain laminate where laminate is currently an option. List price for wood grain laminate options will be current published laminate list price plus 10%. Worksurface stiffener included with rectangular tables 60" w and over.
		AutoStrada tables include four L-legs with glides and full or partial height modesty (and optional end panels). Tables can be specified to overall surface height of: 28 ³ / ₈ " : specify 27" leg. 29 ³ / ₄ " : specify 28" leg. Partial height option for 27" leg is nominally 13" and 14" h nominally with 28 ³ / ₈ " h legs; and may be mounted flush to underside of worksurface or with 1" gap below worksurface.

Table desks with L-legs

description	h	w	d	leg height	pattern no.	L	M	V1	V2	V3
Rectangular table desk with L-legs and partial front and side modesties 	28 ³ / ₈ "	48"	30"	27"	ATDT1LPS483027(L/M/V)() () () ()	\$2,836.	\$3,151.	\$3,151.	\$3,215.	\$3,697.
	28 ³ / ₈ "	60"	30"	27"	ATDT1LPS603027(L/M/V)() () () ()	2,875.	3,195.	3,195.	3,260.	3,749.
	28 ³ / ₈ "	72"	30"	27"	ATDT1LPS723027(L/M/V)() () () ()	2,911.	3,234.	3,234.	3,300.	3,795.
	28 ³ / ₈ "	72"	36"	27"	ATDT1LPS723627(L/M/V)() () () ()	2,937.	3,263.	3,263.	3,330.	3,830.
	29 ³ / ₄ "	48"	30"	28 ³ / ₈ "	ATDT1LPS483028(L/M/V)() () () ()	2,924.	3,249.	3,249.	3,315.	3,812.
	29 ³ / ₄ "	60"	30"	28 ³ / ₈ "	ATDT1LPS603028(L/M/V)() () () ()	2,964.	3,293.	3,293.	3,360.	3,864.
	29 ³ / ₄ "	72"	30"	28 ³ / ₈ "	ATDT1LPS723028(L/M/V)() () () ()	2,999.	3,332.	3,332.	3,400.	3,910.
	29 ³ / ₄ "	72"	36"	28 ³ / ₈ "	ATDT1LPS723628(L/M/V)() () () ()	3,025.	3,361.	3,361.	3,430.	3,945.

Order Code	Specification Information	Application Notes
Example: ATDT1LPS483027VG V316AA111 <hr/> A AutoStrada <hr/> TD Table desk <hr/> T1 Top tapered 1 side (user only) <hr/> L L-Leg <hr/> FM Full front modesty <hr/> 48 48" wide <hr/> 30 30" deep <hr/> 27 Leg height <hr/> V Surface type, veneer <hr/> G Grommet <hr/> V316 Finish top, Maple <hr/> AA Finish, leg <hr/> 111 Grommet finish	To order please specify pattern number including: 1. Full or partial modesty (and end panels when applicable) 2. Width 3. Depth 4. Leg height (to underside of surface) 27 = 27" h 28 = 28 ³ / ₈ " h 5. Surface type L = Laminate M = Mixed, Laminate surface/V1, V2 or V3 edge V = V1, V2 or V3 6. Grommet G=Grommet N=No Grommet 7. Finish, Surface Laminate, Mixed, V1, V2 or V3 finish	8. Finish, Edge Must be same as surface finish unless M surface type specified, then must be V1, V2 or V3 finish 9. Finish, Leg Anodized aluminum finish or painted finish option excluding silver. 10. Finish, Grommet See page 7 for finish options applicable. Laminate finish options for modesty panels on this page are as follows: 114 = Folkstone grey 117 = Soft grey 118 = Bright white 119 = Pumice Product on this page will accept wood grain laminate where laminate is currently an option. List price for wood grain laminate options will be current published laminate list price plus 10%. Worksurface stiffener included with rectangular tables 60" w and over.
		AutoStrada tables include four L-legs with glides and full or partial height modesty (and optional end panels). Tables can be specified to overall surface height of: 28 ³ / ₈ " : specify 27" leg. 29 ³ / ₈ " : specify 28" leg. Partial height option for 27" leg is nominally 13" and 14" h nominally with 28 ³ / ₈ " h legs; and may be mounted flush to underside of worksurface or with 1" gap below worksurface.

description	w	d	t	pattern no.	L	M	V1	V2	V3
Transaction Top 1 1/4" Thick, Straight	24"	15"	1 1/4"	ATTA24S()	\$680.	\$690.	\$690.	\$709.	\$901.
	30"	15"	1 1/4"	ATTA30S()	695.	705.	705.	724.	916.
	36"	15"	1 1/4"	ATTA36S()	705.	715.	715.	734.	926.
	42"	15"	1 1/4"	ATTA42S()	715.	725.	725.	744.	936.
	48"	15"	1 1/4"	ATTA48S()	730.	740.	740.	759.	951.
	54"	15"	1 1/4"	ATTA54S()	745.	755.	755.	774.	966.
	60"	15"	1 1/4"	ATTA60S()	760.	770.	770.	789.	978.
	66"	15"	1 1/4"	ATTA66S()	775.	785.	785.	804.	990.
	72"	15"	1 1/4"	ATTA72S()	786.	796.	796.	846.	1,150.



Straight



Transaction Top 1 1/4" Thick, mitered left Left Side	24"	15"	1 1/4"	ATTA24L()	899.	909.	909.	933.	1,152.
	30"	15"	1 1/4"	ATTA30L()	914.	924.	924.	948.	1,167.
	36"	15"	1 1/4"	ATTA36L()	924.	934.	934.	958.	1,177.
	42"	15"	1 1/4"	ATTA42L()	934.	944.	944.	968.	1,187.
	48"	15"	1 1/4"	ATTA48L()	949.	959.	959.	983.	1,202.
	54"	15"	1 1/4"	ATTA54L()	964.	974.	974.	998.	1,217.
	60"	15"	1 1/4"	ATTA60L()	979.	989.	989.	1,013.	1,229.
	66"	15"	1 1/4"	ATTA66L()	994.	1,004.	1,004.	1,028.	1,241.
	72"	15"	1 1/4"	ATTA72L()	1,006.	1,016.	1,016.	1,069.	1,401.



Transaction Top 1 1/4" Thick, mitered right Right Side	24"	15"	1 1/4"	ATTA24R()	899.	909.	909.	933.	1,152.
	30"	15"	1 1/4"	ATTA30R()	914.	924.	924.	948.	1,167.
	36"	15"	1 1/4"	ATTA36R()	924.	934.	934.	958.	1,177.
	42"	15"	1 1/4"	ATTA42R()	934.	944.	944.	968.	1,187.
	48"	15"	1 1/4"	ATTA48R()	949.	959.	959.	983.	1,202.
	54"	15"	1 1/4"	ATTA54R()	964.	974.	974.	998.	1,217.
	60"	15"	1 1/4"	ATTA60R()	979.	989.	989.	1,013.	1,229.
	66"	15"	1 1/4"	ATTA66R()	994.	1,004.	1,004.	1,028.	1,241.
	72"	15"	1 1/4"	ATTA72R()	1,006.	1,016.	1,016.	1,069.	1,401.



Order Code

Example:	ATTA24S1
A	AutoStrada
TT	Transaction top
A	1 1/4" thick
24	24" wide
S	Straight end treatment
1	V1 finish
V316	Maple

To order please specify pattern number including:

1. End treatment type
2. Finish type
3. Finish

1. End treatment options:

- S = Straight
- L = Left side mitre
- R = Right side mitre

2. Finish type:

- L = Laminate
- M = Wood/laminate mixed
- 1 = V1
- 2 = V2
- 3 = V3

Transaction tops are for mounting to 42" h panel or overall panel height achieved from 34" h base panel plus 8" h stacking module. Transaction tops ship with necessary bracketry included.

No grommets included.

Tops may be used to span more than one consecutive panel.

Transaction tops will not fit between panel Hi-Lo conditions without notching the underside of the top. This can be done in the field or through Custom Product Development.

Applicable finishes are listed on page 7.

Product on this page will accept woodgrain laminate where laminate is currently an option. List price for woodgrain laminate options will be current published laminate list price plus 10%.

Transaction Top Brackets for Alternative Material

description	w	h	pattern no.	list
Attachment Bracketry			AAMTB	\$55.
Foam Tape			AAMTT	21.
Transaction Top Bracket Cover			AAMTC24()()	40.
			AAMTC30()()	43.
			AAMTC36()()	46.
			AAMTC42()()	49.
			AAMTC48()()	52.
			AAMTC54()()	55.
			AAMTC60()()	58.
			AAMTC66()()	61.
			AAMTC72()()	63.
Transaction Top Bracket Cover Hilo			AAMTCH24()()	55.
			AAMTCH30()()	58.
			AAMTCH36()()	61.
			AAMTCH42()()	64.
			AAMTCH48()()	67.
			AAMTCH54()()	70.
			AAMTCH60()()	73.
			AAMTCH66()()	76.
			AAMTCH72()()	78.

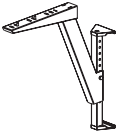
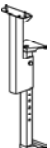

Order Code

Example: AAMTC	
A	Reff
A	Alternative
M	Material
T	Transaction Top
C	Cover
24	Width
L/R/M	Left/Right/Mitered

Application Information

To order please specify pattern number including:

- End treatment options
L = Left side miter
R = Right side miter
M = Mitered both sides

description	type	width	depth	height	pattern no.	painting	list
Adjustable cantilever bracket (up to 24"D)		3"	20"	23-33"	AB1 AC24 ()	\$184.	
 <p>Maximum of 24" deep worksurfaces may be cantilevered from Spine.</p>							
Adjustable end support bracket			6"	23-33"	AB2 AE ()		148.
							
Compact fixed height end support bracket	for 28"h worksurface		6"	27"	AB2 FE27 ()		125.
	for 29 ⁵ / ₈ "h worksurface		6"	28"	AB2 FE28 ()		125.
							
Adjustable cantilever bridging bracket		3"	20"	23-33"	AB1-ABC24 ()		239.
<p>Maximum of 24" deep worksurfaces may be cantilevered from Spine.</p>							
spacers (20 per pack) use with spine worksurface support brackets					AA1 BS		12.

Order Code

Example: AB1 AC24118
AB1 Bracket
AC Type
24 Depth
118 Finish

Specification Information

Please specify painted finish from paint options listed on page 7.

Specify worksurface cantilever and end support brackets to attach worksurfaces to spine walls.

Specify two cantilever brackets to support any 24"D worksurface up to 84" wide, or one back edge of corner worksurface. Specify three cantilever brackets to support any 24"D worksurface greater than 84" wide. Specify two end support brackets to support one end of straight, conference, or arc-shape surface.

Application Notes





Adjustable height cantilever and bridging cantilever brackets support underside of worksurface in 1" increments from 23" to 33"H (24" to 34" top height).

Spacers (AA1 BS) to be used with adjustable cantilever or end support brackets to accommodate wood case AutoStrada pedestals and lower storage with optional cabinet feet. Resulting overall worksurface height achieved 29⁵/₈"h.

Adjustable bridging cantilever supports adjacent 48"W straight or corner worksurfaces.

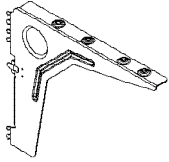
End support brackets adjust 23"-33"H (24" to 34" top height). Fixed height brackets support worksurface at 28"H and 29⁵/₈"H.

Cannot exceed maximum of 24" deep worksurfaces cantilevered from Spine.

description	type	w	d	h	pattern no.	paint	list
End support brackets - E with wood screws 	18"d straight worksurface		18"	1 1/4"	MB3-E18W-()	\$38.	
	24"d straight worksurface		24"	1 1/4"	MB3-E24W-()	41.	
	30"d straight worksurface		30"	1 1/4"	MB3-E30W-()	46.	
	36"d straight worksurface		36"	1 1/4"	MB3-E36W-()	52.	
End support brackets - E with wood screws End support for 30"h linkable screen 	18"d straight worksurface		18"	1 1/4"	MB3-EC18W-() *	38.	
	24"d straight worksurface		24"	1 1/4"	MB3-EC24W-() *	41.	
	30"d straight worksurface		30"	1 1/4"	MB3-EC30W-() *	46.	
Cantilever brackets - C with wood screws 	18"d worksurface	1/2"	15"	8 1/2"	MB2-C18W-(L/R)-()		50.
	24"d worksurface	1/2"	21"	11 1/2"	MB2-C24W-(L/R)-()		58.
	30"d worksurface	1/2"	24"	13 1/2"	MB2-C30W-(L/R)-()		68.
Cantilever tie-clips - AUX-C (10)					MB1-AUX-C		12.
Worksurface/vertical panel spacer Y with wood screws 		1/16"	15"	8 1/2"	MB2-YW-(L/R)-()		43.

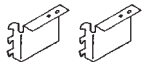
Order Code	Specification Information	Application Notes
Example: MB3-E30W-613 MB3 Bracket E Bracket type 30 Bracket depth W with wood screws 613 Finish, paint	Bracket type: E End Support C Cantilever Y Worksurface/vertical panel spacer <i>Please specify painted finish from paint options listed on page 7.</i>	E-type end support brackets support 1 1/4" or 1 3/4" worksurface from connector tracks at both back and front. C-type cantilever brackets support worksurfaces from connector track at the back. Specify left or right hand. AUX-C cantilever tie-clips tie together two adjacent cantilever brackets for added stability. Y-type spacer brackets secure the end of pedestal-supported worksurfaces to a connector track. Y brackets maintain the 3/8" wire drop and allow pedestal fronts to align with the end of the worksurface. * MB3-EC18W-(), MB3-EC24W-() and MB3-EC30W-() end support brackets should be specified when supporting worksurfaces from 30" high linkable screens.

description	d	pattern no.	P1	P2	P3
Cantilever bracket, panel hung	18"	ASBC18 (L/R) ()	\$88.	\$93.	\$97.
	24"	ASBC24 (L/R) ()	97.	104.	109.



18" for 20" and 24" deep tops
 24" for 30" and 36" deep tops
 specify paint finish

Side hung support bracket, pair		RBCCP ()	38.	41.	42.
---------------------------------	--	------------------	-----	-----	-----

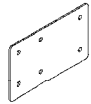


specify paint finish

top to top brackets (pair) for use when top to top condition is without tapered edges	6" x 1"	RBF	6.		
--	---------	------------	----	--	--



Top to top bracket for use with tapered edge worksurface conditions ('tapered to tapered' or 'tapered to straight')	4" x 7"	AT2TB (pair)	94.		
--	---------	---------------------	-----	--	--

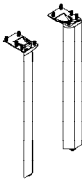
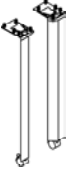

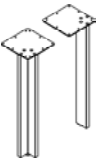


Order Code	Specification Information	Application Notes
Example: RBC18L111	<i>To order please specify pattern number including:</i>	<i>Flat edge to flat edge:</i>
R from Reff	1. Left or right hand where applicable	RBF top to top brackets are for end to end worksurface connection, no tapered edges.
B Bracket	2. Paint finish where applicable	A cantilever bracket should be used to join two adjacent straight worksurfaces along with pair of RBF top to top brackets. RBF brackets install between screw ports on cantilever bracket to underside of worksurface.
C Cantilever	<i>Specify painted finish from paint options listed on page 7.</i>	Tapered edges: AT2TB top to top brackets are for connection of worksurfaces at right angle, with one or both edges tapered.
18 18" deep		A cantilever bracket should be used to join two worksurfaces along with pair of AT2TB top to top brackets. Install one AT2TB bracket behind cantilever and one in front of cantilever.
L Left hand		Midspan support required every 48" for all worksurfaces.
111 Finish, Jet black		Side hung support brackets provide primary connection of a worksurface to a panel, not recommended for midspan support.

Worksurface support

Straight legs, wide legs and L-legs

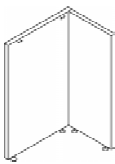
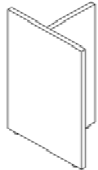

AutoStrada

description	type	height	pattern number	list
 Straight leg (pair)	Fixed height	27"	AB1AS27 ()	\$336.
		28 ³ / ₈ "	AB1AS28 ()	353.
		30 ¹ / ₈ "	AB1AS30 ()	363.
 Straight leg with casters (pair)	Fixed height	27"	AB1ASC27 ()	336.
		28 ³ / ₈ "	AB1ASC28 ()	353.
		30 ¹ / ₈ "	AB1ASC30 ()	363.
 Wide leg	Fixed height	27"	AB1AW27 ()	309.
		28 ³ / ₈ "	AB1AW28 ()	329.
 L-legs (pair)	Fixed height	26 ¹ / ₂ "	APTLL26()	594.
		27"	APTLL27()	611.
		28 ³ / ₈ "	APTLL28()	621.

Order Code	Specification Information	Application Notes
Example: AB1AS28 AA AB1A AutoStrada leg S Straight 28 Height AA Finish	AutoStrada straight legs, wide legs and L-legs are available in anodized aluminum or painted finish option listed on page 7 excluding silver. To order specify pattern number including height 1. Specify finish	A pair of straight legs or a pair of L-legs or one wide leg can support one end of a worksurface when the other end is spine-supported, panel-supported or joined to a perpendicular worksurface with AT2TB brackets. If distance between support spans over 48", additional support is required. Two pairs of straight legs or L-legs may also be specified to create a freestanding table in combination with an AutoStrada worksurface not to exceed 72" x 30" with a corresponding worksurface stiffener. AutoStrada straight legs are available in three heights with or without casters:

27" from floor to underside of worksurface (28³/₈" desk height)
 28³/₈" from floor to underside of worksurface (29³/₄" desk height)
 30¹/₈" from floor to underside of worksurface (31¹/₂" desk height)
 AutoStrada wide legs are only available on glides, 27" or 28³/₈" to underside of worksurface.
 AutoStrada L-legs are available in three heights, glide only (no caster option) 26¹/₂"h, 27"h and 28³/₈"h.

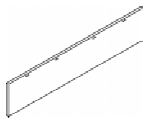
Worksurface support T and L bases

description	type	h	w	d	pattern no.	L	V1	V2	V3
	right hand	28 ³ / ₈ "	24"		ALBR24 ()	\$443.	\$453.	\$520.	\$676.
		28 ³ / ₈ "	30"		ALBR30 ()	511.	525.	607.	790.
		28 ³ / ₈ "	36"		ALBR36 ()	581.	602.	691.	898.
	left hand	28 ³ / ₈ "	24"		ALBL24 ()	443.	453.	520.	676.
		28 ³ / ₈ "	30"		ALBL30 ()	511.	525.	607.	790.
		28 ³ / ₈ "	36"		ALBL36 ()	581.	602.	691.	898.
<i>left hand shown</i>									
	T Base for tapered 1 edge tops	28 ³ / ₈ "	18"	12"	ATBT120 ()	406.	421.	490.	637.
		28 ³ / ₈ "	22"	12"	ATBT124 ()	435.	453.	520.	676.
		28 ³ / ₈ "	28"	12"	ATBT130 ()	511.	525.	607.	790.
		28 ³ / ₈ "	34"	12"	ATBT136 ()	581.	602.	691.	898.
	T Base for tapered 2 edge tops	28 ³ / ₈ "	20"	12"	ATBT224 ()	435.	453.	520.	676.
		28 ³ / ₈ "	26"	12"	ATBT230 ()	511.	525.	607.	790.
		28 ³ / ₈ "	32"	12"	ATBT236 ()	581.	602.	691.	898.
		28 ³ / ₈ "	38"	12"	ATBT242 ()	718.	740.	855.	1,109.

Order Code	Specification Information	Application Notes
Example: ATB24V316	<i>To order please specify pattern number including:</i>	T and L bases are 28 ³ / ₈ "h to underside of worksurface. If used with wood case pedestals or lower storage as support, must specify cabinet feet (see page 243) for pedestals/lower storage to achieve required height.
A Autostrada	1. Hand (applicable for L bases only) <i>L = left hand</i> <i>R = right hand</i>	
TB T-base	2. Width	
24 24"w x 12"d	3. Finish <i>Laminate, V1, V2 or V3 finish</i>	
V316 Finish, Maple	See page 7 for finish options applicable.	
	Product on this page will accept wood grain laminate where laminate is currently an option. List price for wood grain laminate options will be current published laminate list price plus 10%.	

Worksurface support

Modesty panels

description	h	w	pattern no.	L	V1	V2	V3
 Half height suspended modesty	13"	33 1/2"	AHHSM36 ()	\$318.	\$377.	\$409.	\$532.
	13"	39 1/2"	AHHSM42 ()	328.	384.	420.	547.
	13"	45 1/2"	AHHSM48 ()	337.	393.	430.	560.
	13"	51 1/2"	AHHSM54 ()	347.	400.	443.	574.
	13"	57 1/2"	AHHSM60 ()	355.	408.	454.	589.
	13"	63 1/2"	AHHSM66 ()	365.	415.	465.	604.
	13"	69 1/2"	AHHSM72 ()	375.	423.	476.	618.
	13"	75 1/2"	AHHSM78 ()	384.	430.	487.	633.
	13"	81 1/2"	AHHSM84 ()	394.	438.	499.	649.
	13"	87 1/2"	AHHSM90 ()	403.	447.	510.	663.
	13"	93 1/2"	AHHSM96 ()	412.	455.	521.	677.

Order Code

Example:	AHHSM30V316
A	AutoStrada
HH	Half height
S	Suspended
M	Modesty
30	for 30" w work surface
V316	Finish, Maple

Specification Information

To order please specify pattern number including:

1. Finish
Laminate, V1, V2 or V3 finish

See page 7 for finish options applicable.


Product on this page will accept wood grain laminate where laminate is currently an option.
List price for wood grain laminate options will be current published laminate list price plus 10%.

Application Notes

To be used for free-standing private office applications.

Half height suspended modesty intended for optional use with work surfaces when creating configurations including a peninsula top supported at one end by a pair of legs (legs on page 236) or "freestanding" table desk by set of legs and would install just behind the legs by angle bracket that ships with modesty. Attachment hardware included.

If installing below worksurface with grommets, be sure to specify recessed grommet location.

description	type	width	depth	height	pattern number	list
Stiffener for worksurface, full depths 	36"	20"	1 1/2"	1"	AWM1 S36	\$52.
	42"	26"	1 1/2"	1"	AWM1 S42	55.
	48"	32"	1 1/2"	1"	AWM1 S48	57.
	60"	44"	1 1/2"	1"	AWM1 S60	59.
	66"	50"	1 1/2"	1"	AWM1 S66	61.
	72"	56"	1 1/2"	1"	AWM1 S72	63.
	78"	62"	1 1/2"	1"	AWM1 S78	66.
	84"	68"	1 1/2"	1"	AWM1 S84	68.

Order CodeExample: **AWM1 S36****AWM1** Stiffener**S** Straight**36** Application**Specification Information**

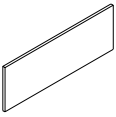
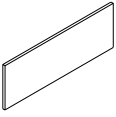
Stiffeners are black painted finish.

Application Notes



AutoStrada worksurfaces require stiffeners when the span between structural supports exceeds 48". Stiffener also serves as horizontal cable manager.

Stiffener corresponds in width to straight or corner worksurface back edge. Specify 12" less wide stiffener to mount adjacent to floor standing pedestal.

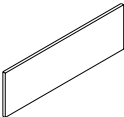
For 90" application span, use AWM1-S84 stiffener.

description	h	w	pattern no.	list
Tackboard for 49" h Median 	21"	26 1/2"	ATBM26 ()	\$142.
	21"	32 1/2"	ATBM32 ()	174.
	21"	42"	ATBM42 ()	228.
	21"	48"	ATBM48 ()	261.
	21"	54"	ATBM54 ()	294.
	21"	60"	ATBM60 ()	326.
	21"	66"	ATBM66 ()	359.
	21"	72"	ATBM72 ()	392.
	21"	78"	ATBM78 ()	424.
	21"	84"	ATBM84 ()	457.
	21"	90"	ATBM90 ()	489.
21"	96"	ATBM96 ()	522.	
Tackboard for 49" h Bridge 	21"	42"	ATBB42 ()	228.
	21"	48"	ATBB48 ()	261.
	21"	54"	ATBB54 ()	294.
	21"	60"	ATBB60 ()	326.
	21"	66"	ATBB66 ()	359.
	21"	72"	ATBB72 ()	392.
	21"	78"	ATBB78 ()	424.
14" h Tackboard for use with 42" h medians or bridges	14"	26 1/2"	ATB1426 ()	138.
	14"	32 1/2"	ATB1432 ()	168.
	14"	42"	ATB1442 ()	221.
	14"	48"	ATB1448 ()	253.
	14"	54"	ATB1454 ()	285.
	14"	60"	ATB1460 ()	317.
	14"	66"	ATB1466 ()	349.
	14"	72"	ATB1472 ()	380.
	14"	78"	ATB1478 ()	412.
	14"	84"	ATB1484 ()	444.
	14"	90"	ATB1490 ()	475.
14"	96"	ATB1496 ()	506.	

Order Code	Specification Information	Application Notes
Example: ATBM26W359- A AutoStrada TB Tackboard M for median 26 for 26.5" d gable W359- Fabric selection	To order please specify pattern number including: 1. For median or bridge <i>M = for medians</i> <i>B = for bridges</i> 2. Width <i>26 = for 26.5 d median gable</i> <i>32 = for 32.5 d median gable</i> <i>All others specify to match width of corresponding median or bridge</i> 3. Fabric selection	Velcro included to attach tackboard to median or bridge as required. Fabric orientation is applied "railroaded". Fabric choices listed on page 8.

description	h	w	pattern no.	AA or paint
Slatwall for Median 	19"	26 1/2"	ASWM26 ()	\$225.
	19"	32 1/2"	ASWM32 ()	282.
	19"	42"	ASWM42 ()	337.
	19"	48"	ASWM48 ()	378.
	19"	54"	ASWM54 ()	420.
	19"	60"	ASWM60 ()	461.
	19"	66"	ASWM66 ()	501.
	19"	72"	ASWM72 ()	542.
	19"	78"	ASWM78 ()	582.
	19"	84"	ASWM84 ()	612.
	19"	90"	ASWM90 ()	641.
19"	96"	ASWM96 ()	670.	
Slatwall for Bridge 	19"	42"	ASWB42 ()	337.
	19"	48"	ASWB48 ()	378.
	19"	54"	ASWB54 ()	420.
	19"	60"	ASWB60 ()	461.
	19"	66"	ASWB66 ()	501.
	19"	72"	ASWB72 ()	542.
	19"	78"	ASWB78 ()	582.

Order Code	Specification Information	Application Notes
Example: ASWM26AA A AutoStrada SW Slatwall M for median 26 for 26.5" d gable AA Finish, anodized aluminum	To order please specify pattern number including: 1. For median or bridge <i>M = for medians</i> <i>B = for bridges</i> 2. Width <i>26 = for 26.5 d median gable</i> <i>32 = for 32.5 d median gable</i> <i>All others specify to match width of corresponding median or bridge</i> 3. Finish <i>AA - anodized aluminum or painted finish option from page 7 excluding silver</i>	Slatwall attaches to median or bridge assembly with brackets (supplied with slatwall) which are then screwed onto modesty of median or bridge assembly. Modesties are not predrilled for attachment, field drill required during installation.

description	height	width	pattern no.	list
Wall hung tackboard 	24"	30"	AWHTB30 ()	\$194.
	24"	36"	AWHTB36 ()	232.
	24"	42"	AWHTB42 ()	272.
	24"	48"	AWHTB48 ()	310.
	24"	54"	AWHTB54 ()	348.
	24"	60"	AWHTB60 ()	388.
	24"	66"	AWHTB66 ()	426.
	24"	72"	AWHTB72 ()	466.
	24"	78"	AWHTB78 ()	503.
	24"	84"	AWHTB84 ()	542.
	24"	90"	AWHTB90 ()	582.
	24"	96"	AWHTB96 ()	620.

Order Code

Example: AWHTB30W359-
A AutoStrada
WH Wall hung
TB Tackboard
30 30" wide
W359- Fabric selection

Specification Information

To order please specify pattern number including:

1. Width
2. Fabric selection

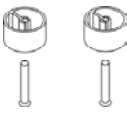
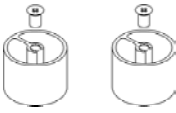
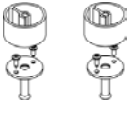
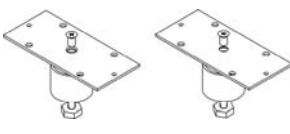

Application Notes

Fabric orientation is applied railroaded.

Vertical channel is routed in the center of the tackboard to accept T5 light cord.

Velcro supplied for attaching to wall.

Fabric choices listed on page 8.

description	height	dia.	pattern no.	list
Worksurface stand-off (pair) 	1"	1 3/4"	AWSO ()	\$30.
Cabinet feet (pair) 	1 7/8"	1 3/4"	ACF ()	152.
Worksurface stand-off (pair), for "ganging" 	1"	1 3/4"	AWSOG ()	30.
Cabinet feet (pair) for "ganging" 	1 7/8"	1 3/4"	ACFG ()	152.
Cabinet metal cap leveler (12/pk) 			ACMCL	17.

Order Code	Specification Information	Application Notes
Example: AWSOAA A AutoStrada WSO Work surface stand-off AA Finish, anodized aluminum	To order please specify pattern number including: 1. Finish <i>AA - anodized aluminum or painted finish option from page 7 excluding silver</i>	<p>Worksurface stand-offs are for use primarily in the private office between work surfaces and wood case pedestals or lower storage. Worksurface stand-offs may also be installed in place of anti-tip wood spacer between work surfaces and wood case pedestals or lower storage in storage anchored planning. Anti-tip wood spacer and stand-offs are both 1"h.</p> <p>Cabinet feet are for use with lower storage units in private office planning to achieve overall worksurface height of 29 3/8".</p> <p>Note: Free-standing cabinets on page 175 include cabinet feet.</p> <p>If you are planning to create an open knee space credenza with one storage unit on either end of the credenza, you would require 2 pairs of work surface stand-offs and 2 pairs of cabinet feet for each lower storage unit.</p> <p>When "ganging" units together to create "build-to-spec" credenzas, one pair of worksurface stand-offs and one pair of cabinet feet are required to span side-by-side units. For instance, if creating a credenza with 3 lower storage units, specify 4 pairs of stand-offs and 4 pairs of cabinet feet.</p> <p>Cabinet feet should not be used in spine-based or storage anchored planning models. Use only with wood case pedestals and laterals to achieve overall worksurface height of 29 3/8" (or 28 3/8" to underside of worksurface). Spine based and Storage Anchored planning model components are engineered at 27" from floor to underside of worksurface.</p> <p>To install cabinet feet, first remove leveller from pedestal or lower storage, then reinstall with feet.</p>

This Order Guide provides basic planning, specifications and pricing information for Crinion Open Tables.

Refer to KnollExtra price list for compatible accessories such as flat screen monitor supports, task lights, paper management accessories, keyboard and storage drawers.

Refer to Calibre, Reff or Currents price lists for shared and individual storage options. Additional information can be found at www.knoll.com.

Crinion Open Table is the straightforward alternative for open, collaborative work environments. The table accommodates a group of four to eight or more at a continuous work surface.

Crinion Open Table typically consists of deep worksurfaces end-to-end and back-to-back, cantilever supported by parallel beams between end legs. The beams form a technology corridor for flat screen monitor supports, outlets and power/data distribution. Also available is a single-sided configuration, with a single main beam and a smaller back beam, and a single beam configuration for tables with shallower (24" deep) worksurface.

The center of dual tables or back of single-sided tables features a top channel which supports privacy screens above the table and modular power distribution below the worksurface.

Crinion Open Table is appropriate for libraries and education environments, laboratories, finance and trading desks, teaming areas and design offices.

Crinion Open Table is unique in offering individual height-adjustability and extraordinarily deep worksurfaces. Overall dual table depth is 48", 60" or 72".

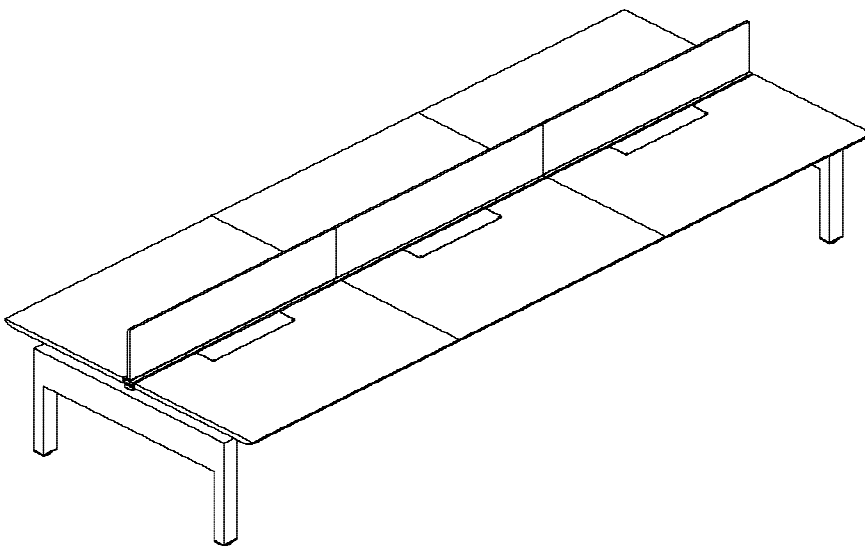
The table structure is strong enough to span 16 feet between end legs or intermediate supports to build tables of any length.

The continuous worksurfaces and clear kneespace enable varying numbers of workers to sit on each side. Storage is typically separated from the table in parallel, shared file-and-storage islands, perpendicular files and filetops as returns or mobile pedestals.

Crinion is distinguished by a minimalist, modern design, and details like square or tapered edge worksurfaces, plastic laminate, Techwood or natural veneers, and aluminum fittings.

Crinion Open Table simplifies the planning and specifications of an open office, and it can make a dramatic visual and functional statement of collaboration.

The quality and classic design of Crinion work well in virtually any interior.



Crinion Open Tables are comprised of worksurfaces, table base assemblies, power components and screens.

Worksurfaces

Individual worksurfaces are available in four standard widths (48", 60", 72", 96") and three depths (nominal 24", 30", 36"), which may be combined to form single-sided or dual-sided groups of two to ten or more positions.

Worksurface edge options

Worksurfaces are 1 1/4" thick, with three front edge options: Tapered edge, laminate, veneer or mixed.

Square edge, veneer

Postformed edge, laminate only

Power and accessory options

Worksurfaces may be specified with hinged power access door and continuous 1/2" cord drop, or edge grommet and continuous cord drop, or just cord drop.

Hinged power access door is 24"W and 5"D, centered on worksurface width. Door hinges toward user for continuity between access opening and cord drop.

Any worksurface (except end counters) accepts clamp on KnollExtra accessories such as flat screen monitor arm or task light.

Other worksurface types

End counters have front edge detail on side edges as well and are designed to extend dual tables 24" or 30" beyond the endleg. End counters also include 3" wide center grommet. Extended end counters are 36"D surfaces with center grommet or hinged power access door. Base of the table must be extended 12" under the back of each extended end counter (although top channels should be specified only as wide as the worksurfaces on each side of the table).

All end counters must be supported by end counter cantilevers and endlegs for end counters.

Worksurface heights

Fixed height cantilevers support worksurfaces at 28 1/2"H, with 27" clear below the top (except directly below cantilevers).

Adjustable height cantilevers enable worksurfaces to be independently set at 27", 27 3/4", 28 1/2", 29 1/4", or 30"H.

Open Table base assemblies

Complete base assemblies simplify specifications for most common configurations of dual or single-sided open tables. Base assemblies include top channels and end caps, beams, end legs and intermediate legs (where required), trusses and top channel supports, cantilever brackets (specify fixed or adjustable height) and midspan supports. Specify worksurfaces, screens, power components, cable trays and accessories separately.

Complete base assemblies are available for the following typical tables, combinations of 60" or 72" worksurfaces.

Single-sided or dual, 24"D, 30"D, or 36"D, with continuous beam span between end legs

10' W two/four positions 60"W

12' W two/four positions 72"W

15' W three/six positions 60"W

Single sided or dual 24"D, 30"D, or 36"D, with intermediate leg

18' W three/six positions 72"W

20' W four/eight positions 60"W

24' W four/eight positions 72"W

25' W five/ten positions 60"W

Open Table base components

Base assemblies may also be specified by individual components to create configurations other than those listed above, or to create tables with end counters or frameless glass add ups.

In addition to worksurfaces Open tables require top channel, starter beams for spans up to 15', extension beams for additional spans of 4' to 15', intermediate legs every 16' or less, two end legs, trusses at every worksurface junction and at each end leg. Adjustable tables require two cantilevers per worksurface (or three for 96"W). Fixed height tables may be supported by a fixed height cantilever at each end, shared cantilevers at each worksurface joint, and a midspan support bracket at the center of each worksurface greater than 48" wide. For 96"W worksurfaces the midspan support should be a 24"D cantilever.

Power components, cable trays and screens are optional.

Power distribution

Optional modular raceway distributes 2+2 four circuit or 3+3 six circuit configuration from a single point of supply. Bundles of cables can be managed from the floor in a cable infeed shroud located at any intermediate leg. Raceway provides power outlets and data/communications outlet openings on one or both sides, accessed through hinged access doors in worksurfaces or from under table. Specify 30" raceway for two duplex outlets each side or 42" raceway for four duplex outlets each side. Duplex outlets, power infeed and jumpers between raceways must be specified separately.

Specify compact power module for outlets under extended end counters.

Privacy screens

There are four screen options for Crinion Open Table.

The standard screens are 14"H (42" horizon) or 21"H (49" horizon) in acrylic, slat wall or combination surfaces. Center screens include mounting hardware to attach to the standard top channel. Center screens are available full width, 48", 60" or 72", or shorter by 1" to leave space at either end of the table for a dual end screen. Side screens attach to the front and back of a worksurface at any point other than at a hinged access door. Mounting brackets are specified separately to correspond to each worksurface edge detail. Dual end screens span across the end of a table (or above an end counter) from worksurface front edges.

Frameless glass add ups are available in 12" height only, 48", 60", and 72"W. Add ups can only mount to a top channel for frameless glass add ups, which may be at the center of a dual table or back of a single-sided table specified by components.

Original Crinion privacy screens are 12"H or 19"H (41" or 48" horizons) and mount to a standard top channel only.

Morrison Network fabric screens (15"H or 22"H) can also be mounted to the standard top channel with Crinion Open Table mast kit.

Accessories and storage

All Crinion worksurfaces accept clamp base KnollExtra flat screen monitor arms and task lights at any point except behind the hinged power access door. Worksurfaces also accept suspended accessories like adjustable keyboard supports, BackPack center file or keyboard drawers, or CPU holders. Beam location under most tables prevents pedestals deeper than 20" underneath. However 36"D tops can be planned on 30"D table bases to create additional kneespace depth and room for 24"D pedestals.

Crinion Open Table file tops are available for 27"H Calibre files positioned perpendicular to the table to act as returns. Tapered front and back edges assure consistent detail with tapered worksurface edges. File tops are also available for pairs of files and back to back files.

Finishes

L - Laminate

Matching edge band unless noted otherwise

- 117 Soft Grey
- 118 Bright White
- 114 Folkstone Grey
- 111 Jet Black
- 119 Pumice
- 121 Micro Grey with 114 Folkstone grey edge band
- 122 Brushed Sand with 119 Pumice edge band
- 123 Brushed Grey with 128 Fog edge band
- 128 Fog
- 129 Micro Sand with 119 Pumice edge band

Additional wood grain laminates for application on postformed laminate tops only.

(not available on end counters or tapered edge tops):

- 125 Natural Maple
- 126 Natural Cherry
- 124 Medium Cherry
- 127 Walnut

V1 - Techwood Closed Pore

- Y316 Maple
- Y319 Cherry
- Y323 Medium Walnut
- Y326 Dark Mahogany
- Y327 Light Oak
- Y329 Medium Oak
- Y341 Wenge
- Y342 Medium Teak
- Y343 Dark Grey Oak
- Y344 Espresso
- Y811 Natural
- Y821 Blond Maple
- Y831 Light Cherry
- Y851 Black Oak

V2 – Natural veneer

- V312 Bronze Cherry
 - V316 Maple
 - V411 Light Walnut
 - V415 Peacock Green Walnut
 - V417 Old English Walnut
 - V418 Smoked Walnut
 - V433 Light Fawn Cherry
 - V436 Medium Brown Cherry
- (all above V2's are flat cut)*

- V421 Chalk Oak
 - V423 Light Oak
 - V425 Amber Oak
 - V427 Brown Oak
 - V439 Straight Anigre
- (all V2 Oaks are rift cut)*

V3 – Natural Exotic veneer

- V512 Figured Anigre
 - V513 Graphite Oak
- Rift cut*
- V514 Makore
 - V515 Sycamore
 - V517 Natural Sapele
- (all remaining V3s are quarter cut)*

Paint

P1

- 111 Jet Black
- 112 Brown
- 113 Dark Grey
- 114 Folkstone Grey
- 115 Medium Grey
- 116 Sandstone
- 117 Soft Grey

P2

- 611 Beige Mist Metallic
- 612 Medium Metallic Grey

P3

- 118 Bright White
- 613 Silver

Anodized

- AA Anodized Aluminum

Glass

- TEMP Clear Tempered
- GL13 Powder

Acrylic

- O Opal
- T Translucent

Architectural

- GL13 Powder

Fabric Options

Grade 10

- Bailey II (W359)
- Broadcloth (W288)
- Element (W1077)
- Foundation (W351)
- Growth Spurt (W692)
- Newbury (W812)
- Solid Crepe (W257)
- Symbolic Detail (W693)
- Tailor Made (W133)
- Versatility (W432)

Grade 15

- Regency (W210)

Grade 20

- Archaea (W1254)
- Banyan (W443)
- Bauhaus Block (W296A)
- Circle Line (W1146)
- Clarity (W281)
- Criss Cross (W305)
- Devon (W809)

Fabric Options

Grade 20 (continued)

- Melbourne (W228)
- Nematic (W1292)
- Outback (W229)
- Reflect (W884)
- Resolution (W280)
- Walkabout (W230)
- Weave Three (W298)

Grade 30

- Basket Draft (W249)
- Flow (W565)
- Harmony (W232)
- Interknit (W1090)
- Match Point (W1145)
- Micro (W465)
- Progression (W403)
- Progression Striae (W463)
- Raku Cloth (W566)
- Relay (W1020)

Grade 40

- Amplify (W1215)
- Bandwidth (W1219)
- Clarkson (W1218)
- Ornament (W1078)

Grade 45

- Dristi (K872)
- Macro (W544)
- Mezzo (W543)

Grade 50

- Knoll Hopsack (K1206)
- Presto (K1000)

Grade 55

- Transition (W816)

Customers Own Material

Prices for panels that are to be manufactured with a customer supplied fabric will follow Grade 10 panel pricing. COM fabrics are subject to a testing charge prior to acceptance for use on panels. Panels bearing COM fabrics are subject to extended leadtimes. It is the responsibility of the customer's purchasing agent to ensure COM fabric is supplied for testing and manufacturing. Delays in receiving COM fabric for manufacturing will result in rescheduled delivery dates.

Mixed Finish work surfaces:

To order mixed finishes, enter four digit finish code as follows:

Use 2 digit prefix to indicate surface finish (laminate)

- | | |
|----|----------------|
| 11 | Jet Black |
| 14 | Folkstone Grey |
| 17 | Soft Grey |
| 18 | Bright White |
| 19 | Pumice |
| 21 | Micro Grey |
| 22 | Brushed Sand |
| 23 | Brushed Grey |
| 28 | Fog |
| 29 | Micro Sand |

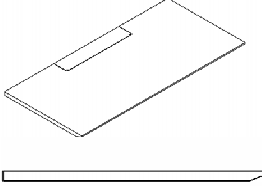
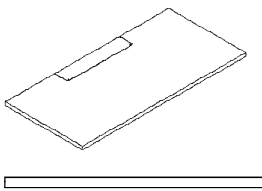
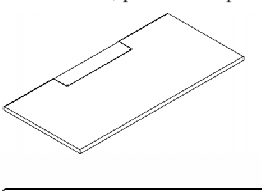
Use 2 digit suffix to indicate edge finish (wood)

- | | |
|----|----------------|
| 11 | for Y311 |
| 12 | for V312 |
| 16 | for V316, Y316 |
| Y9 | for Y319 |
| Y3 | for Y323 |
| 24 | for Y324 |
| 25 | for Y325 |
| 26 | for Y326 |
| 27 | for Y327 |
| 28 | for Y328 |
| 29 | for Y329 |
| 41 | for V431 |
| 43 | for V433 |
| 45 | for V415 |
| 46 | for V436 |
| 47 | for V417 |
| 48 | for V418 |
| 52 | for V512 |
| 53 | for V513 |
| 54 | for V514 |
| 55 | for V515 |
| 57 | for V517 |
| 61 | for V411 |
| 71 | for V421 |
| 73 | for V423 |
| 75 | for V425 |
| 77 | for V427 |

Example:

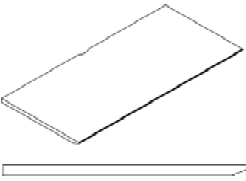
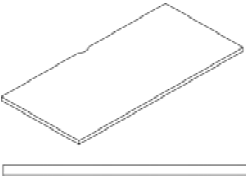
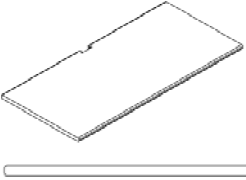
For a Micro Grey laminate surface with Bronzed Cherry edge, enter finish code 2112

For a Jet Black laminate surface with Light Maple edge, enter finish code 1116

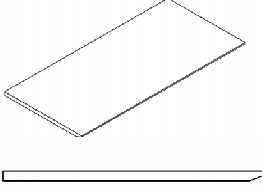
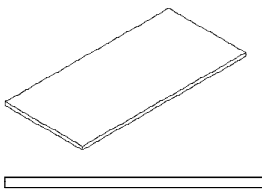
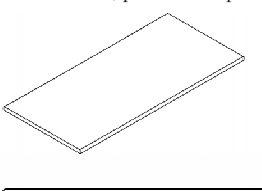
description	nominal depth	w	d	h	pattern number	L	M	V1	V2	V3
Worksurface, tapered edge 	24"	48"	22"	1 1/4"	XTTK4824A (L/M/1/2/3) () ()	\$755.	\$880.	\$880.	\$964.	\$1,164.
	24"	60"	22"	1 1/4"	XTTK6024A (L/M/1/2/3) () ()	782.	962.	962.	1,060.	1,288.
	24"	72"	22"	1 1/4"	XTTK7224A (L/M/1/2/3) () ()	835.	1,015.	1,015.	1,124.	1,373.
	24"	96"	22"	1 1/4"	XTTK9624A (L/M/1/2/3) () ()	929.	1,144.	1,144.	1,275.	1,568.
	30"	48"	28"	1 1/4"	XTTK4830A (L/M/1/2/3) () ()	766.	953.	953.	1,051.	1,277.
	30"	60"	28"	1 1/4"	XTTK6030A (L/M/1/2/3) () ()	806.	1,031.	1,031.	1,139.	1,390.
	30"	72"	28"	1 1/4"	XTTK7230A (L/M/1/2/3) () ()	863.	1,066.	1,066.	1,180.	1,444.
	30"	96"	28"	1 1/4"	XTTK9630A (L/M/1/2/3) () ()	962.	1,204.	1,204.	1,340.	1,651.
	36"	48"	34"	1 1/4"	XTTK4836A (L/M/1/2/3) () ()	802.	1,036.	1,036.	1,151.	1,406.
	36"	60"	34"	1 1/4"	XTTK6036A (L/M/1/2/3) () ()	825.	1,109.	1,109.	1,228.	1,505.
	36"	72"	34"	1 1/4"	XTTK7236A (L/M/1/2/3) () ()	900.	1,121.	1,121.	1,240.	1,521.
	36"	96"	34"	1 1/4"	XTTK9636A (L/M/1/2/3) () ()	1,023.	1,266.	1,266.	1,410.	1,743.
	Worksurface, veneer square edge 	24"	48"	22"	1 1/4"	XTTS4824A (1/2/3) () ()	n/a	n/a	721.	793.
24"		60"	22"	1 1/4"	XTTS6024A (1/2/3) () ()	n/a	n/a	756.	828.	936.
24"		72"	22"	1 1/4"	XTTS7224A (1/2/3) () ()	n/a	n/a	793.	864.	985.
24"		96"	22"	1 1/4"	XTTS9624A (1/2/3) () ()	n/a	n/a	852.	924.	1,068.
30"		48"	28"	1 1/4"	XTTTS4830A (1/2/3) () ()	n/a	n/a	828.	901.	1,020.
30"		60"	28"	1 1/4"	XTTTS6030A (1/2/3) () ()	n/a	n/a	852.	930.	1,069.
30"		72"	28"	1 1/4"	XTTTS7230A (1/2/3) () ()	n/a	n/a	877.	961.	1,163.
30"		96"	28"	1 1/4"	XTTTS9630A (1/2/3) () ()	n/a	n/a	924.	1,020.	1,321.
36"		48"	34"	1 1/4"	XTTTS4836A (1/2/3) () ()	n/a	n/a	901.	990.	1,140.
36"		60"	34"	1 1/4"	XTTTS6036A (1/2/3) () ()	n/a	n/a	936.	1,027.	1,168.
36"		72"	34"	1 1/4"	XTTTS7236A (1/2/3) () ()	n/a	n/a	972.	1,082.	1,278.
36"		96"	34"	1 1/4"	XTTTS9636A (1/2/3) () ()	n/a	n/a	1,044.	1,188.	1,476.
Worksurface, postformed plastic 		24"	48"	22"	1 1/4"	XTPP4824A (L) () ()	556.	n/a	n/a	n/a
	24"	60"	22"	1 1/4"	XTPP6024A (L) () ()	633.	n/a	n/a	n/a	n/a
	24"	72"	22"	1 1/4"	XTPP7224A (L) () ()	692.	n/a	n/a	n/a	n/a
	24"	96"	22"	1 1/4"	XTPP9624A (L) () ()	757.	n/a	n/a	n/a	n/a
	30"	48"	28"	1 1/4"	XTPP4830A (L) () ()	579.	n/a	n/a	n/a	n/a
	30"	60"	28"	1 1/4"	XTPP6030A (L) () ()	662.	n/a	n/a	n/a	n/a
	30"	72"	28"	1 1/4"	XTPP7230A (L) () ()	727.	n/a	n/a	n/a	n/a
	30"	96"	28"	1 1/4"	XTPP9630A (L) () ()	804.	n/a	n/a	n/a	n/a
	36"	48"	34"	1 1/4"	XTPP4836A (L) () ()	610.	n/a	n/a	n/a	n/a
	36"	60"	34"	1 1/4"	XTPP6036A (L) () ()	727.	n/a	n/a	n/a	n/a
	36"	72"	34"	1 1/4"	XTPP7236A (L) () ()	785.	n/a	n/a	n/a	n/a
	36"	96"	34"	1 1/4"	XTPP9636A (L) () ()	870.	n/a	n/a	n/a	n/a

Order Code	Specifications	Application Notes
Example: XTPP6030AL 118 118	Worksurfaces are 1 1/4" thick with square edge or tapered edge option tapering to 1/2" thick front edge.	Crinon 30"D worksurfaces correspond in width to table bases, which are specified separately.
XT Crinon Open Table		48"W worksurfaces plan on 12' wide or 20' wide bases. 60"W worksurfaces plan on 5', 10', 15' and 20' wide bases. 72" W worksurfaces plan on 6', 12' and 18' wide bases.
T Worksurface		
P Postformed plastic	1. Specify finish group: L - Laminate M - Laminate/veneer edge	Power access door is 24" wide, 5" deep, centered at back edge of worksurface.
60 Width	1 - Veneer group 1 2 - Veneer group 2 3 - Veneer group 3	Continous 1/2" wire drop accommodates clamp-on flat screen monitor arm or most power cords plugs.
30 Depth	2. Specify worksurface finish.	Actual worksurface depth is 22.35", 28.35" or 34.35".
A With center hinged power access	3. Speicfy hinged access cover finish.	
L Finish Type		Worksurfaces with hinged power access enable access to suspended modular raceway.
118 Work Surface finish	AA anodized aluminum and all P1,P2 and P3 paint finishes are available except 613 Silver.	
118 Access door finish		

Crinon Open Table

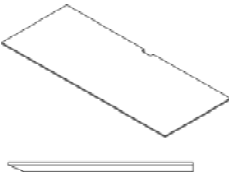
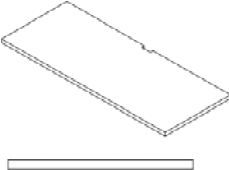
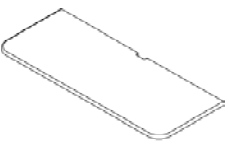
description	nominal depth	w	d	h	pattern number	L	M	V1	V2	V3
Worksurface, tapered edge 	24"	48"	22"	1 1/4"	XTTK4824U (L/M/1/2/3) () ()	\$495.	\$620.	\$620.	\$704.	\$904.
	24"	60"	22"	1 1/4"	XTTK6024U (L/M/1/2/3) () ()	522.	702.	702.	800.	1,028.
	24"	72"	22"	1 1/4"	XTTK7224U (L/M/1/2/3) () ()	575.	755.	755.	864.	1,113.
	24"	96"	22"	1 1/4"	XTTK9624U (L/M/1/2/3) () ()	669.	884.	884.	1,015.	1,308.
	30"	48"	28"	1 1/4"	XTTK4830U (L/M/1/2/3) () ()	506.	693.	693.	791.	1,017.
	30"	60"	28"	1 1/4"	XTTK6030U (L/M/1/2/3) () ()	546.	771.	771.	879.	1,130.
	30"	72"	28"	1 1/4"	XTTK7230U (L/M/1/2/3) () ()	603.	806.	806.	920.	1,184.
	30"	96"	28"	1 1/4"	XTTK9630U (L/M/1/2/3) () ()	702.	944.	944.	1,080.	1,391.
	36"	48"	34"	1 1/4"	XTTK4836U (L/M/1/2/3) () ()	542.	776.	776.	891.	1,146.
	36"	60"	34"	1 1/4"	XTTK6036U (L/M/1/2/3) () ()	565.	849.	849.	968.	1,245.
	36"	72"	34"	1 1/4"	XTTK7236U (L/M/1/2/3) () ()	640.	861.	861.	980.	1,261.
	36"	96"	34"	1 1/4"	XTTK9636U (L/M/1/2/3) () ()	763.	1,006.	1,006.	1,150.	1,483.
	Worksurface, veneer square edge 	24"	48"	22"	1 1/4"	XTTS4824U (1/2/3) () ()	n/a	n/a	461.	533.
24"		60"	22"	1 1/4"	XTTS6024U (1/2/3) () ()	n/a	n/a	496.	568.	676.
24"		72"	22"	1 1/4"	XTTS7224U (1/2/3) () ()	n/a	n/a	533.	604.	725.
24"		96"	22"	1 1/4"	XTTS9624U (1/2/3) () ()	n/a	n/a	592.	664.	808.
30"		48"	28"	1 1/4"	XTTS4830U (1/2/3) () ()	n/a	n/a	568.	641.	760.
30"		60"	28"	1 1/4"	XTTS6030U (1/2/3) () ()	n/a	n/a	592.	670.	809.
30"		72"	28"	1 1/4"	XTTS7230U (1/2/3) () ()	n/a	n/a	617.	701.	903.
30"		96"	28"	1 1/4"	XTTS9630U (1/2/3) () ()	n/a	n/a	664.	760.	1,061.
36"		48"	34"	1 1/4"	XTTS4836U (1/2/3) () ()	n/a	n/a	641.	730.	880.
36"		60"	34"	1 1/4"	XTTS6036U (1/2/3) () ()	n/a	n/a	676.	767.	908.
36"		72"	34"	1 1/4"	XTTS7236U (1/2/3) () ()	n/a	n/a	712.	822.	1,018.
36"		96"	34"	1 1/4"	XTTS9636U (1/2/3) () ()	n/a	n/a	784.	928.	1,216.
Worksurface, postformed plastic 		24"	48"	22"	1 1/4"	XTPP4824B (L) () ()	296.	n/a	n/a	n/a
	24"	60"	22"	1 1/4"	XTPP6024B (L) () ()	373.	n/a	n/a	n/a	n/a
	24"	72"	22"	1 1/4"	XTPP7224B (L) () ()	432.	n/a	n/a	n/a	n/a
	24"	96"	22"	1 1/4"	XTPP9624B (L) () ()	497.	n/a	n/a	n/a	n/a
	30"	48"	28"	1 1/4"	XTPP4830B (L) () ()	319.	n/a	n/a	n/a	n/a
	30"	60"	28"	1 1/4"	XTPP6030B (L) () ()	402.	n/a	n/a	n/a	n/a
	30"	72"	28"	1 1/4"	XTPP7230B (L) () ()	467.	n/a	n/a	n/a	n/a
	30"	96"	28"	1 1/4"	XTPP9630B (L) () ()	544.	n/a	n/a	n/a	n/a
	36"	48"	34"	1 1/4"	XTPP4836B (L) () ()	350.	n/a	n/a	n/a	n/a
	36"	60"	34"	1 1/4"	XTPP6036B (L) () ()	467.	n/a	n/a	n/a	n/a
	36"	72"	34"	1 1/4"	XTPP7236B (L) () ()	525.	n/a	n/a	n/a	n/a
	36"	96"	34"	1 1/4"	XTPP9636B (L) () ()	610.	n/a	n/a	n/a	n/a

Order Code	Specifications	Application Notes
Example: XTPP6030BL 118 812	Worksurfaces are 1 1/4" thick with square edge or tapered edge option tapering to 1/2" thick front edge.	Crinion 30"D worksurfaces correspond in width to table bases, which are specified separately.
XT Crinion Open Table		48"W worksurfaces plan on 12" wide or 20" wide bases. 60"W worksurfaces plan on 5', 10', 15' and 20' wide bases. 72" W worksurfaces plan on 6', 12' and 18' wide bases.
T Worksurface	1. Specify finish group: L - Laminate M - Laminate/veneer edge	Edge grommet accommodates most power cord plugs up to 1" deep.
P Postformed plastic	1 - Veneer group 1 2 - Veneer group 2 3 - Veneer group 3	
60 Width	2. Specify worksurface finish.	
30 Depth	3. Specify grommet color: 812 - Easy grey 111 - Black	
B With edge grommet		
L Finish type		
118 Surface finish		
812 Grommet finish		

description	nominal depth	w	d	h	pattern number	L	M	V1	V2	V3	
Worksurface, tapered edge 	24"	48"	22"	1 1/4"	XTTK4824C (L/M/1/2/3) ()	\$455.	\$580.	\$580.	\$664.	\$864.	
	24"	60"	22"	1 1/4"	XTTK6024C (L/M/1/2/3) ()	482.	662.	662.	760.	988.	
	24"	72"	22"	1 1/4"	XTTK7224C (L/M/1/2/3) ()	535.	715.	715.	824.	1,073.	
	24"	96"	22"	1 1/4"	XTTK9624C (L/M/1/2/3) ()	629.	844.	844.	975.	1,268.	
	30"	48"	28"	1 1/4"	XTTK4830C (L/M/1/2/3) ()	466.	653.	653.	751.	977.	
	30"	60"	28"	1 1/4"	XTTK6030C (L/M/1/2/3) ()	506.	731.	731.	839.	1,090.	
	30"	72"	28"	1 1/4"	XTTK7230C (L/M/1/2/3) ()	563.	766.	766.	880.	1,144.	
	30"	96"	28"	1 1/4"	XTTK9630C (L/M/1/2/3) ()	662.	904.	904.	1,040.	1,351.	
	36"	48"	34"	1 1/4"	XTTK4836C (L/M/1/2/3) ()	502.	736.	736.	851.	1,106.	
	36"	60"	34"	1 1/4"	XTTK6036C (L/M/1/2/3) ()	525.	809.	809.	928.	1,205.	
	36"	72"	34"	1 1/4"	XTTK7236C (L/M/1/2/3) ()	600.	821.	821.	940.	1,221.	
	36"	96"	34"	1 1/4"	XTTK9636C (L/M/1/2/3) ()	723.	966.	966.	1,110.	1,443.	
	Worksurface, veneer square edge 	24"	48"	22"	1 1/4"	XTTS4824C (1/2/3) ()	n/a	n/a	421.	493.	589.
		24"	60"	22"	1 1/4"	XTTS6024C (1/2/3) ()	n/a	n/a	456.	528.	636.
24"		72"	22"	1 1/4"	XTTS7224C (1/2/3) ()	n/a	n/a	493.	564.	685.	
24"		96"	22"	1 1/4"	XTTS9624C (1/2/3) ()	n/a	n/a	552.	624.	768.	
30"		48"	28"	1 1/4"	XTTS4830C (1/2/3) ()	n/a	n/a	528.	601.	720.	
30"		60"	28"	1 1/4"	XTTS6030C (1/2/3) ()	n/a	n/a	552.	630.	769.	
30"		72"	28"	1 1/4"	XTTS7230C (1/2/3) ()	n/a	n/a	577.	661.	863.	
30"		96"	28"	1 1/4"	XTTS9630C (1/2/3) ()	n/a	n/a	624.	720.	1,021.	
36"		48"	34"	1 1/4"	XTTS4836C (1/2/3) ()	n/a	n/a	601.	690.	840.	
36"		60"	34"	1 1/4"	XTTS6036C (1/2/3) ()	n/a	n/a	636.	727.	868.	
36"		72"	34"	1 1/4"	XTTS7236C (1/2/3) ()	n/a	n/a	672.	782.	978.	
36"		96"	34"	1 1/4"	XTTS9636C (1/2/3) ()	n/a	n/a	744.	888.	1,176.	
Worksurface, postformed plastic 		24"	48"	22"	1 1/4"	XTPP4824C (L) ()	256.	n/a	n/a	n/a	n/a
		24"	60"	22"	1 1/4"	XTPP6024C (L) ()	333.	n/a	n/a	n/a	n/a
	24"	72"	22"	1 1/4"	XTPP7224C (L) ()	392.	n/a	n/a	n/a	n/a	
	24"	96"	22"	1 1/4"	XTPP9624C (L) ()	457.	n/a	n/a	n/a	n/a	
	30"	48"	28"	1 1/4"	XTPP4830C (L) ()	279.	n/a	n/a	n/a	n/a	
	30"	60"	28"	1 1/4"	XTPP6030C (L) ()	362.	n/a	n/a	n/a	n/a	
	30"	72"	28"	1 1/4"	XTPP7230C (L) ()	427.	n/a	n/a	n/a	n/a	
	30"	96"	28"	1 1/4"	XTPP9630C (L) ()	504.	n/a	n/a	n/a	n/a	
	36"	48"	34"	1 1/4"	XTPP4836C (L) ()	310.	n/a	n/a	n/a	n/a	
	36"	60"	34"	1 1/4"	XTPP6036C (L) ()	427.	n/a	n/a	n/a	n/a	
	36"	72"	34"	1 1/4"	XTPP7236C (L) ()	485.	n/a	n/a	n/a	n/a	
	36"	96"	34"	1 1/4"	XTPP9636C (L) ()	570.	n/a	n/a	n/a	n/a	

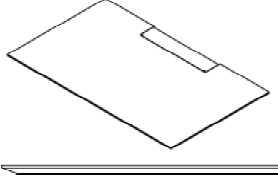
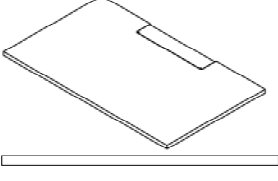
Crinion Open Table

Order Code	Specifications	Application Notes
Example: XTPP6030CL 118	Worksurfaces are 1 1/4" thick with square edge or tapered edge option tapering to 1/2" thick front edge.	Crinion 30"D worksurfaces correspond in width to table bases, which are specified separately. 48"W worksurfaces plan on 12' wide or 20' wide bases. 60"W worksurfaces plan on 5', 10', 15' and 20' wide bases. 72" W worksurfaces plan on 6', 12' and 18' wide bases.
XT Crinion Open Table	Specify finishes: L - Laminate M - Laminate/veneer edge	Actual work surface depth is 21.85", 27.85" or 33.85".
T Worksurface	1 - Veneer group 1 2 - Veneer group 2 3 - Veneer group 3	
P Postformed plastic		Continuous 1/2" cord drop accommodates clamp-on flat screen monitor arm or most power cords.
60 Width		
30 Depth		
C With cord drop		
L Finish type		
118 Surface		

description	nominal depth	w	l	h	pattern number	L	M	V1	V2	V3
End counter, tapered edge 	24"	48"	24"	1 1/4"	XTTK4824E (L/M/1/2/3) ()	\$637.	\$820.	\$820.	\$904.	\$1,103.
	24"	60"	24"	1 1/4"	XTTK6024E (L/M/1/2/3) ()	754.	901.	901.	1,001.	1,228.
	24"	72"	24"	1 1/4"	XTTK7224E (L/M/1/2/3) ()	783.	954.	954.	1,064.	1,312.
	30"	48"	30"	1 1/4"	XTTK4830E (L/M/1/2/3) ()	713.	893.	893.	992.	1,217.
	30"	60"	30"	1 1/4"	XTTK6030E (L/M/1/2/3) ()	777.	970.	970.	1,079.	1,331.
	30"	72"	30"	1 1/4"	XTTK7230E (L/M/1/2/3) ()	811.	1,006.	1,006.	1,120.	1,384.
End counter, veneer square edge 	24"	48"	24"	1 1/4"	XTTS4824E (1/2/3) ()	n/a	n/a	421.	493.	589.
	24"	60"	24"	1 1/4"	XTTS6024E (1/2/3) ()	n/a	n/a	456.	528.	636.
	24"	72"	24"	1 1/4"	XTTS7224E (1/2/3) ()	n/a	n/a	493.	564.	685.
	30"	48"	30"	1 1/4"	XTTS4830E (1/2/3) ()	n/a	n/a	528.	601.	720.
	30"	60"	30"	1 1/4"	XTTS6030E (1/2/3) ()	n/a	n/a	552.	630.	769.
	30"	72"	30"	1 1/4"	XTTS7230E (1/2/3) ()	n/a	n/a	577.	661.	863.
End counter for postformed plastic 	24"	48"	24"	1 1/4"	XTTP4824E (L) ()	475.	n/a	n/a	n/a	n/a
	24"	60"	24"	1 1/4"	XTTP6024E (L) ()	564.	n/a	n/a	n/a	n/a
	24"	72"	24"	1 1/4"	XTTP7224E (L) ()	635.	n/a	n/a	n/a	n/a
	30"	48"	30"	1 1/4"	XTTP4830E (L) ()	534.	n/a	n/a	n/a	n/a
	30"	60"	30"	1 1/4"	XTTP6030E (L) ()	635.	n/a	n/a	n/a	n/a
	30"	72"	30"	1 1/4"	XTTP7230E (L) ()	760.	n/a	n/a	n/a	n/a

* Note

Order Code	Specifications	Application Notes
Example: XTTP6024EL 118		
XT Crinion Open Table	End counters are 1 1/4" thick with square edge or tapered edge option tapering to 1/2" thick front edge. End counters are tapered front and side edges only.	End counters mount at the ends of dual tables with two end counter cantilever brackets. Specify dual end legs for end counters instead of standard dual end legs (tables with end counters must be specified from components, not assemblies).
T Worksurface		Specify added length of 24" or 30" beyond end leg for end counters.
P Postformed plastic		* Note - End counters for postformed plastic are not available in these finishes:
60 Width	Specify finishes:	121 Micro grey
24 Length	L - Laminate	129 Micro sand
E End counter	M- Laminate/veneer edge	122 Brushed sand
L Finish Type	1 - Veneer group 1	123 Brushed grey
118 Surface	2 - Veneer group 2	
	3 - Veneer group 3	End counters may not be used with end panel kits.

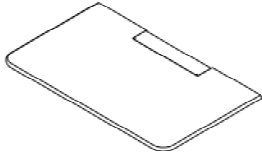
description	nominal depth	w	l	h	pattern no.	L	M	V1	V2	V3
Extended end counter, tapered edge with hinged power access 	36"	48"	36"	1 1/4"	XTTK4836D (L/M/1/2/3) () ()	\$1,058.	\$1,229.	\$1,229.	\$1,339.	\$1,587.
	36"	60"	36"	1 1/4"	XTTK6036D (L/M/1/2/3) () ()	1,086.	1,281.	1,281.	1,395.	1,659.
	36"	72"	36"	1 1/4"	XTTK7236D (L/M/1/2/3) () ()	1,166.	1,379.	1,379.	1,499.	1,793.
Extended end counter, tapered edge with grommet	36"	48"	36"	1 1/4"	XTTK4836E (L/M/1/2/3) ()	783.	954.	954.	1,064.	1,312.
	36"	60"	36"	1 1/4"	XTTK6036E (L/M/1/2/3) ()	811.	1,006.	1,006.	1,120.	1,384.
	36"	72"	36"	1 1/4"	XTTK7236E (L/M/1/2/3) ()	891.	1,104.	1,104.	1,224.	1,518.
Extended end counter, veneer square edge with hinged power access 	36"	48"	36"	1 1/4"	XTTS4836D (1/2/3) () ()	n/a	n/a	744.	812.	927.
	36"	60"	36"	1 1/4"	XTTS6036D (1/2/3) () ()	n/a	n/a	852.	936.	1,138.
	36"	72"	36"	1 1/4"	XTTS7236D (1/2/3) () ()	n/a	n/a	936.	1,024.	1,266.
Extended end counter, veneer square edge with grommet	36"	48"	36"	1 1/4"	XTTS4836E (1/2/3) ()	n/a	n/a	469.	537.	652.
	36"	60"	36"	1 1/4"	XTTS6036E (1/2/3) ()	n/a	n/a	577.	661.	863.
	36"	72"	36"	1 1/4"	XTTS7236E (1/2/3) ()	n/a	n/a	661.	749.	991.

Crinion Open Table

Order Code	Specifications	Application Notes
Example: XTTP6036DL 118 AA		
XT Crinion Open Table	End counters are 1 1/4" thick with square edge or tapered edge option tapering to 1/2" thick front edge. End counters are tapered front and side edges only. 1. Specify finish group: L - Laminate M - Laminate/veneer edge 1 - Veneer group 1 2 - Veneer group 2 3 - Veneer group 3 2. Specify worksurface finish. 3. Specify hinged access cover finish.	End counters mount at the ends of dual tables with two end counter cantilever brackets. Specify dual end legs for end counters instead of standard dual end legs (tables with end counters must be specified from components, not assemblies). Specify 48" W for dual 24" tables, 60" W for dual 30" tables and 72" W for dual 36" tables. End counters may not be used with end panel kits.
T Worksurface		
P Postformed plastic		
60 Width		
36 Length		
D End counter, center hinged power access		
L Finish Type		
118 Surface finish		
AA Access door finish		

Hinged access covers are available in AA anodized aluminum and all standard paint finishes except 613 Silver.

description	nominal depth	w	l	h	pattern no.	L	M	V1	V2	V3
Extended end counter, postformed plastic with hinged power access	36"	48"	36"	1 1/4"	XTTP4836D (L) () ()	\$910.	n/a	n/a	n/a	n/a
	36"	60"	36"	1 1/4"	XTTP6036D (L) () ()	1,035.	n/a	n/a	n/a	n/a
	36"	72"	36"	1 1/4"	XTTP7236D (L) () ()	1,125.	n/a	n/a	n/a	n/a



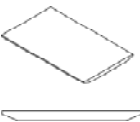
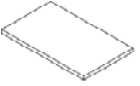
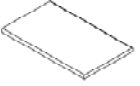
* Note

Extended end counter, postformed plastic with grommet	36"	48"	36"	1 1/4"	XTTP4836E (L) ()	635.	n/a	n/a	n/a	n/a
	36"	60"	36"	1 1/4"	XTTP6036E (L) ()	760.	n/a	n/a	n/a	n/a
	36"	72"	36"	1 1/4"	XTTP7236E (L) ()	850.	n/a	n/a	n/a	n/a

* Note

Order Code	Specifications	Application Notes
Example: XTTP6036DL 118 AA		
XT Crinion Open Table	End counters are 1 1/4" thick with square edge or tapered edge option tapering to 1/2" thick front edge. End counters are tapered front and side edges only.	End counters mount at the ends of dual tables with two end counter cantilever brackets. Specify dual end legs for end counters instead of standard dual end legs (tables with end counters must be specified from components, not assemblies).
T Worksurface		Each extended end counter requires base assembly 12" longer than worksurfaces on each side.
P Postformed plastic		* Note - End counters for postformed plastic are not available in these finishes:
60 Width	1. Specify finish group: L - Laminate M - Laminate/veneer edge	121 Micro grey 129 Micro sand
36 Length	1 - Veneer group 1 2 - Veneer group 2 3 - Veneer group 3	122 Brushed sand 123 Brushed grey
D End counter, center hinged power access	2. Specify worksurface finish.	Specify 48" W for dual 24" tables, 60" W for dual 30" tables and 72" W for dual 36" tables.
L Finish Type	3. Specify hinged access cover finish.	End counters may not be used with end panel kits.
118 Surface finish		
AA Access door finish		

Hinged access covers are available in AA anodized aluminum and all standard paint finishes except 613 Silver.

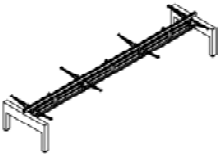
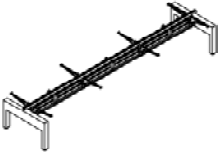
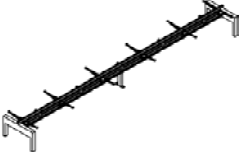
description	w	d	h	pattern number	L	M	V1	V2	V3
File top, tapered edge 	30"	18"	1 1/4"	XTTK3018F (L/M/1/2/3) ()	\$333.	\$564.	\$552.	\$589.	\$853.
	30"	36"	1 1/4"	XTTK3036F (L/M/1/2/3) ()	456.	712.	712.	798.	1,002.
	36"	18"	1 1/4"	XTTK3618F (L/M/1/2/3) ()	345.	577.	564.	595.	908.
	36"	36"	1 1/4"	XTTK3636F (L/M/1/2/3) ()	475.	780.	780.	873.	1,100.
	42"	18"	1 1/4"	XTTK4218F (L/M/1/2/3) ()	357.	589.	577.	606.	964.
	42"	36"	1 1/4"	XTTK4236F (L/M/1/2/3) ()	497.	810.	810.	915.	1,154.
	60"	18"	1 1/4"	XTTK6018F (L/M/1/2/3) ()	564.	870.	870.	960.	1,200.
	60"	36"	1 1/4"	XTTK6036F (L/M/1/2/3) ()	611.	928.	928.	1,048.	1,325.
	72"	18"	1 1/4"	XTTK7218F (L/M/1/2/3) ()	593.	900.	900.	1,008.	1,262.
	72"	36"	1 1/4"	XTTK7236F (L/M/1/2/3) ()	653.	941.	941.	1,060.	1,341.
	84"	18"	1 1/4"	XTTK8418F (L/M/1/2/3) ()	641.	960.	960.	1,080.	1,321.
84"	36"	1 1/4"	XTTK8436F (L/M/1/2/3) ()	698.	1,011.	1,011.	1,152.	1,461.	
File top, veneer square edge 	30"	18"	1 1/4"	XTTS3018F (1/2/3) ()	n/a	n/a	246.	270.	449.
	36"	18"	1 1/4"	XTTS3618F (1/2/3) ()	n/a	n/a	253.	276.	484.
	42"	18"	1 1/4"	XTTS4218F (1/2/3) ()	n/a	n/a	259.	283.	523.
File top, postformed plastic 	30"	18"	1 1/4"	XTTP3018F (L) ()	226.	n/a	n/a	n/a	n/a
	36"	18"	1 1/4"	XTTP3618F (L) ()	238.	n/a	n/a	n/a	n/a
	42"	18"	1 1/4"	XTTP4218F (L) ()	249.	n/a	n/a	n/a	n/a

Order Code	
Example: XTTP4218FL 118	
XT	Crinion Open Table
T	Worksurface
P	Postformed
42	Width
18	Depth
F	File top
L	Finish type
118	Surface

Specifications
File tops are 1 1/4" thick with square edge or tapered edge option tapering to 1/2" thick front edge. Tapered edge file tops are tapered front and back edges only.
Specify finishes: L - Laminate M - Laminate/veneer edge 1 - Veneer group 1 2 - Veneer group 2 3 - Veneer group 3

Application Notes
File tops correspond to 30", 36" or 42"W lateral files. File tops on 2 high Calibre files positioned perpendicular to the Crinion Open Table serve as a worksurface return.

Complete base assemblies fixed height 24" D dual

description	nominal	w	d	h	pattern number	P1/P2	P3
 Base assembly, continuous	10' dual	120"	44"	28 1/2"	XTB1 BAS 24D10CF () ()	\$8,531.	\$8,756.
	12' dual	144"	44"	28 1/2"	XTB1 BAS 24D12CF () ()	8,888.	9,115.
	15' dual	180"	44"	28 1/2"	XTB1 BAS 24D15CF () ()	10,285.	10,519.
 Base assembly, segmented	10' + 5' dual	180"	44"	28 1/2"	XTB1 BAS 24D15SF () ()	11,033.	11,269.
 Base assembly, with intermediate leg	12' + 6' dual	216"	44"	28 1/2"	XTB1 BAS 24D18SF () ()	12,174.	12,409.
	10' + 10' dual	240"	44"	28 1/2"	XTB1 BAS 24D20SF () ()	13,306.	13,549.
	12' + 12' dual	288"	44"	28 1/2"	XTB1 BAS 24D24SF () ()	14,020.	14,264.
	15' + 10' dual	300"	44"	28 1/2"	XTB1 BAS 24D25SF () ()	15,060.	15,312.

Order Code

Example: **XTB1BAS24D10CF 613 AA**

XT	Crinion Open Table
B1	Base components
BAS	Assembly
24	Depth
D	Dual
10	Width
C	Continuous
F	Fixed height
613	Base finish
AA	Top channel finish

Specifications

Base assemblies include end legs, beams, trusses, cantilever brackets, channels and end caps.

Fixed height base assemblies have shared cantilever brackets for adjacent worksurfaces and midspan support brackets for every worksurface.

- Specify painted finish for base assembly.
For leg and cantilever brackets specify one paint finish for all.
- Specify finish for top channel.
AA anodized aluminum and all paint finishes are available except 613 Silver.
Beams are anodized aluminum only.

Application Notes

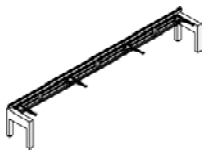
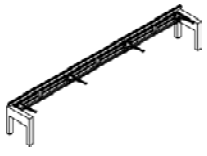

Complete base assemblies include all base components necessary to support worksurfaces. Specify screens, power components and cable trays separately. Base assemblies include end legs, intermediate leg (where required), beams, trusses, cantilever brackets, mid span support brackets, top channel and end caps.

Base assemblies correspond to:
 10': four 60"x24"D worksurfaces
 12': four 72"x24"D worksurfaces
 15': six 60"x24"D worksurfaces
 18': six 72"x24"D worksurfaces
 20': eight 60"x24"D worksurfaces
 24': eight 72"x24"D worksurfaces
 25': ten 60"x24"D worksurfaces

No table on this page has beams longer than 15'.

Complete base assemblies fixed height 24" D single sided

AutoStrada

description	nominal	w	d	h	pattern number	P1/P2	P3
 Base assembly, continuous	10' single sided	120"	24"	28 1/2"	XTB1 BAS 24S10CF () ()	\$7,675.	\$7,894.
	12' single sided	144"	24"	28 1/2"	XTB1 BAS 24S12CF () ()	8,034.	8,250.
	15' single sided	180"	24"	28 1/2"	XTB1 BAS 24S15CF () ()	9,112.	9,333.
 Base assembly, segmented	10' + 5' single sided	180"	24"	28 1/2"	XTB1 BAS 24S15SF () ()	9,861.	10,082.
 Base assembly, with intermediate leg	12' + 6' single sided	216"	24"	28 1/2"	XTB1 BAS 24S18SF () ()	11,001.	11,223.
	10' + 10' single sided	240"	24"	28 1/2"	XTB1 BAS 24S20SF () ()	11,815.	12,041.
	12' + 12' single sided	288"	24"	28 1/2"	XTB1 BAS 24S24SF () ()	12,529.	12,754.
	15' + 10' single sided	300"	24"	28 1/2"	XTB1 BAS 24S25SF () ()	13,250.	13,481.

Order Code

Example:	XTB1BAS24S10CF 613 118
XT	Crinion Open Table
B1	Base components
BAS	Assembly
24	Depth
S	Single
10	Width
C	Continuous
F	Fixed height
613	Base finish
118	Top channel finish

Specifications

Base assemblies include end legs, beams, trusses, cantilever brackets, channels and end caps.

Fixed height base assemblies have shared cantilever brackets for adjacent worksurfaces and midspan support brackets for every worksurface.

- Specify base finish for base assembly.
For legs and cantilever brackets specify one paint finish for all.
- Specify top channel finish.
AA anodized aluminum and all paint finishes are available except 613 Silver.
Beams are anodized aluminum only.




Application Notes

Complete base assemblies include all base components necessary to support worksurfaces. Specify screens, power components and cable trays separately. Base assemblies include end legs, intermediate leg (where required), beams, trusses, cantilever brackets, mid span support brackets, top channel and end caps.

No table on this page has beams longer than 15'.

Base assemblies correspond to:
 10': two 60"x24"D worksurfaces
 12': two 72"x24"D worksurfaces
 15': three 60"x24"D worksurfaces
 18': three 72"x24"D worksurfaces
 20': four 60"x24"D worksurfaces
 24': four 72"x24"D worksurfaces
 25': five 60"x24"D worksurfaces

Complete base assemblies fixed height 30" D dual

description	nominal	w	d	h	pattern number	P1/P2	P3
	10' dual	120"	54"	28 1/2"	XTB1 BAS 30D10CF () ()	\$10,151.	\$10,439.
	12' dual	144"	54"	28 1/2"	XTB1 BAS 30D12CF () ()	10,565.	10,852.
	15' dual	180"	54"	28 1/2"	XTB1 BAS 30D15CF () ()	12,299.	12,617.
	10' + 5' dual	180"	54"	28 1/2"	XTB1 BAS 30D15SF () ()	13,336.	13,654.
	12' + 6' dual	216"	54"	28 1/2"	XTB1 BAS 30D18SF () ()	14,776.	15,140.
	10' + 10' dual	240"	54"	28 1/2"	XTB1 BAS 30D20SF () ()	16,474.	16,868.
	12' + 12' dual	288"	54"	28 1/2"	XTB1 BAS 30D24CF () ()	17,304.	17,698.
	15' + 10' dual	300"	54"	28 1/2"	XTB1 BAS 30D25CF () ()	18,621.	19,046.

Order Code

Example:	XTB1BAS30D18SF 613 111
XT	Crinion Open Table
B1	Base components
BAS	Assembly
30	Depth
D	Dual
18	Width
S	Segmented
F	Fixed height
613	Base finish
111	Top channel finish

Specifications

Base assemblies include end legs, beams, trusses, cantilever brackets, channels and end caps.

Fixed height base assemblies have shared cantilever brackets for adjacent worksurfaces and midspan support brackets for every worksurface.

- Specify base finish for base assembly.
For legs and cantilever brackets specify one paint finish for all.
- Specify top channel finish.
AA anodized aluminum and all paint finishes are available except 613 Silver.
Beams are anodized aluminum only.


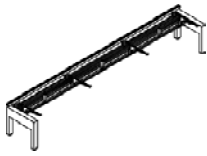

Application Notes

Complete base assemblies include all base components necessary to support worksurfaces. Specify screens, power components and cable trays separately. Base assemblies include end legs, intermediate leg (where required), beams, trusses, cantilever brackets, mid span support brackets, top channel and end caps.

Base assemblies correspond to:
 10': four 60"x30"D worksurfaces
 12': four 72"x30"D worksurfaces
 15': six 60"x30"D worksurfaces
 18': six 72"x30"D worksurfaces
 20': eight 60"x30"D worksurfaces
 24': eight 72"x30"D worksurfaces
 25': ten 60"x30"D worksurfaces

No table on this page has beams longer than 15'.

Complete base assemblies fixed height 30" D single sided

description	nominal	w	d	h	pattern number	P1/P2	P3
 Base assembly, continuous	10' single sided	120"	28 ³ / ₄ "	28 ¹ / ₂ "	XTB1 BAS 30S10CF () ()	\$8,935.	\$9,184.
	12' single sided	144"	28 ³ / ₄ "	28 ¹ / ₂ "	XTB1 BAS 30S12CF () ()	9,349.	9,597.
	15' single sided	180"	28 ³ / ₄ "	28 ¹ / ₂ "	XTB1 BAS 30S15CF () ()	10,636.	10,900.
 Base assembly, segmented	10' + 5' single sided	180"	28 ³ / ₄ "	28 ¹ / ₂ "	XTB1 BAS 30S15SF () ()	9,945.	10,208.
 Base assembly, with intermediate leg	12' + 6' single sided	216"	28 ³ / ₄ "	28 ¹ / ₂ "	XTB1 BAS 30S18SF () ()	10,799.	11,060.
	10' + 10' single sided	240"	28 ³ / ₄ "	28 ¹ / ₂ "	XTB1 BAS 30S20SF () ()	12,280.	12,559.
	12' + 12' single sided	288"	28 ³ / ₄ "	28 ¹ / ₂ "	XTB1 BAS 30S24SF () ()	14,839.	15,116.
	15' + 10' single sided	300"	28 ³ / ₄ "	28 ¹ / ₂ "	XTB1 BAS 30S25SF () ()	15,712.	16,004.

Order Code

Example:	XTB1BAS30S15CF 613 115
XT	Crinion Open Table
B1	Base components
BAS	Assembly
30	Depth
S	Single
15	Width
C	Continuous
F	Fixed height
613	Base finish
115	Top channel finish

Specifications

Base assemblies include end legs, beams, trusses, cantilever brackets, channels and end caps.

Fixed height base assemblies have shared cantilever brackets for adjacent worksurfaces and midspan support brackets for every worksurface.

- Specify base finish for base assembly.
For legs and cantilever brackets specify one paint finish for all.
- Specify top channel finish.
AA anodized aluminum and all paint finishes are available except 613 Silver.
Beams are anodized aluminum only.

Application Notes

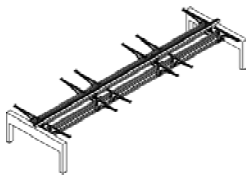
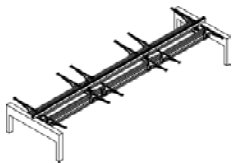
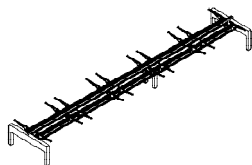
Complete base assemblies include all base components necessary to support worksurfaces. Specify screens, power components and cable trays separately. Base assemblies include end legs, intermediate leg (where required), beams, trusses, cantilever brackets, mid span support brackets, top channel and end caps.

Base assemblies correspond to:
 10': two 60"x30"D worksurfaces
 12': two 72"x30"D worksurfaces
 15': three 60"x30"D worksurfaces
 18': three 72"x30"D worksurfaces
 20': four 60"x30"D worksurfaces
 24': four 72"x30"D worksurfaces
 25': five 60"x30"D worksurfaces

No table on this page has beams longer than 15'.

Complete base assemblies adjustable height 30" D dual


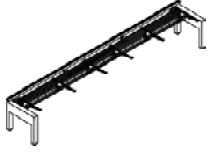

AutoStrada

description	nominal	w	d	h	pattern number	P1/P2	P3
 Base assembly, continuous	10' dual	120"	54"	28 1/2"	XTB1 BAS 30D10CA () ()	\$10,301.	\$10,600.
	12' dual	144"	54"	28 1/2"	XTB1 BAS 30D12CA () ()	10,716.	11,015.
	15' dual	180"	54"	28 1/2"	XTB1 BAS 30D15CA () ()	12,732.	13,077.
 Base assembly, segmented	10' + 5' dual	180"	54"	28 1/2"	XTB1 BAS 30D15SA () ()	13,769.	14,115.
 Base assembly, with intermediate leg	12' + 6' dual	216"	54"	28 1/2"	XTB1 BAS 30D18SA () ()	15,209.	15,602.
	10' + 10' dual	240"	54"	28 1/2"	XTB1 BAS 30D20SA () ()	17,190.	17,629.
	12' + 12' dual	288"	54"	28 1/2"	XTB1 BAS 30D24CA () ()	18,020.	18,458.
	15' + 10' dual	300"	54"	28 1/2"	XTB1 BAS 30D25CA () ()	19,622.	20,106.

Order Code	Specifications	Application Notes
Example: XTB1BAS30D18SA 613 118	Base assemblies include end legs, beams, trusses, cantilever brackets, channels and end caps.	Complete base assemblies include all base components necessary to support worksurfaces. Specify screens, power components and cable trays separately. Base assemblies include end legs, intermediate leg (where required), beams, trusses, cantilever brackets, top channel and end caps.
XT Crinion Open Table	1. Specify base finish for base assembly.	Base assemblies correspond to: 10': four 60"x30"D worksurfaces 12': four 72"x30"D worksurfaces 15': six 60"x30"D worksurfaces 18': six 72"x30"D worksurfaces 20': eight 60"x30"D worksurfaces 24': eight 72"x30"D worksurfaces 25': ten 60"x30"D worksurfaces
B1 Base components	For legs and cantilever brackets specify one paint finish for all.	No table on this page has beams longer than 15'.
BAS Assembly	2. Specify top channel finish.	
30 Depth	AA anodized aluminum and all paint finishes are available except 613 Silver.	
D Dual	Beams are anodized aluminum only.	
18 Width		
S Segmented		
A Adjustable height		
613 Base finish		
118 Top channel finish		

Complete base assemblies adjustable height 30" D single sided


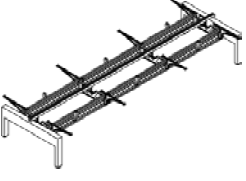

AutoStrada

description	nominal	w	d	h	pattern number	P1/P2	P3
 Base assembly, continuous	10' single sided	120"	28 ³ / ₄ "	28 ¹ / ₂ "	XTB1 BAS 30S10CA () ()	\$9,034.	\$9,286.
	12' single sided	144"	28 ³ / ₄ "	28 ¹ / ₂ "	XTB1 BAS 30S12CA () ()	9,448.	9,700.
	15' single sided	180"	28 ³ / ₄ "	28 ¹ / ₂ "	XTB1 BAS 30S15CA () ()	10,888.	11,164.
 Base assembly, segmented	10' +5' single sided	180"	28 ³ / ₄ "	28 ¹ / ₂ "	XTB1 BAS 30S15SA () ()	10,198.	10,474.
 Base assembly, with intermediate leg	12' + 6' single sided	216"	28 ³ / ₄ "	28 ¹ / ₂ "	XTB1 BAS 30S18SA () ()	11,280.	11,557.
	10' + 10' single sided	240"	28 ³ / ₄ "	28 ¹ / ₂ "	XTB1 BAS 30S20SA () ()	12,685.	12,986.
	12' + 12' single sided	288"	28 ³ / ₄ "	28 ¹ / ₂ "	XTB1 BAS 30S24SA () ()	15,243.	15,543.
	15' + 10' single sided	300"	28 ³ / ₄ "	28 ¹ / ₂ "	XTB1 BAS 30S25SA () ()	16,268.	16,591.

Crinion Open Table

Order Code	Specifications	Application Notes
Example: XTB1BAS30S18SA 613 AA	Base assemblies include end legs, beams, trusses, cantilever brackets, channels and end caps.	Complete base assemblies include all base components necessary to support worksurfaces. Specify screens, power components and cable trays separately. Base assemblies include end legs, intermediate leg (where required), beams, trusses, cantilever brackets, top channel and end caps.
XT Crinion Open Table	1. Specify base finish for base assembly.	Base assemblies correspond to: 10': two 60"x30"D worksurfaces 12': two 72"x30"D worksurfaces 15': three 60"x30"D worksurfaces 18': three 72"x30"D worksurfaces 20': four 60"x30"D worksurfaces 24': four 72"x30"D worksurfaces 25': five 60"x30"D worksurfaces
B1 Base components	For legs and cantilever brackets specify one paint finish for all.	No table on this page has beams longer than 15'.
BAS Assembly	2. Specify top channel finish.	
30 Depth	AA anodized aluminum and all paint finishes are available except 613 Silver.	
S Single	Beams are anodized aluminum only.	
18 Width		
S Segmented		
A Adjustable height		
613 Base finish		
AA Top channel finish		

Complete base assemblies fixed height 36" D dual

description	nominal	w	h	d	pattern number	P1/P2	P3
 Base assembly, continuous	10' dual	120"	28 1/2"	54"	XTB1 BAS 36D10CF () ()	\$10,289.	\$10,578.
	12' dual	144"	28 1/2"	54"	XTB1 BAS 36D12CF () ()	10,703.	10,991.
	15' dual	180"	28 1/2"	54"	XTB1 BAS 36D15CF () ()	12,482.	12,801.
 Base assembly, segmented	10' + 5' dual	180"	28 1/2"	54"	XTB1 BAS 36D15SF () ()	13,520.	13,839.
 Base assembly, with intermediate leg	12' + 6' dual	216"	28 1/2"	54"	XTB1 BAS 36D18SF () ()	14,960.	15,324.
	10' + 10' dual	240"	28 1/2"	54"	XTB1 BAS 36D20SF () ()	16,704.	17,099.
	12' + 12' dual	288"	28 1/2"	54"	XTB1 BAS 36D24CF () ()	17,533.	17,927.
	15' + 10' dual	300"	28 1/2"	54"	XTB1 BAS 36D25CF () ()	18,898.	19,322.

Order Code

Example:	XTB1BAS36D18SF 613 111
XT	Crinion Open Table
B1	Base components
BAS	Assembly
36	Depth
D	Dual
18	Width
S	Segmented
F	Fixed height
613	Base finish
111	Top channel finish

Specifications

Base assemblies include end legs, beams, trusses, cantilever brackets, channels and end caps.

Fixed height base assemblies have shared cantilever brackets for adjacent worksurfaces and midspan support brackets for every worksurface.

- Specify base finish for base assembly.
For legs and cantilever brackets specify one paint finish for all.
- Specify top channel finish.
AA anodized aluminum and all paint finishes are available except 613 Silver.
Beams are anodized aluminum only.


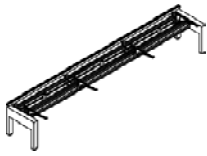

Application Notes

Complete base assemblies include all base components necessary to support worksurfaces. Specify screens, power components and cable trays separately. Base assemblies include end legs, intermediate leg (where required), beams, trusses, cantilever brackets, mid span support brackets, top channel and end caps.

No table on this page has beams longer than 15'.

Base assemblies correspond to:
 10': four 60"x36"D worksurfaces
 12': four 72"x36"D worksurfaces
 15': six 60"x36"D worksurfaces
 18': six 72"x36"D worksurfaces
 20': eight 60"x36"D worksurfaces
 24': eight 72"x36"D worksurfaces
 25': ten 60"x36"D worksurfaces

Complete base assemblies fixed height 36" D single sided

description	nominal	w	d	h	pattern number	P1/P2	P3
 Base assembly, continuous	10' single sided	120"	28 ³ / ₄ "	28 ¹ / ₂ "	XTB1 BAS 36S10CF () ()	\$9,073.	\$9,321.
	12' single sided	144"	28 ³ / ₄ "	28 ¹ / ₂ "	XTB1 BAS 36S12CF () ()	9,487.	9,736.
	15' single sided	180"	28 ³ / ₄ "	28 ¹ / ₂ "	XTB1 BAS 36S15CF () ()	10,821.	11,084.
 Base assembly, segmented	10' + 5' single sided	180"	28 ³ / ₄ "	28 ¹ / ₂ "	XTB1 BAS 36S15SF () ()	10,130.	10,393.
 Base assembly, with intermediate leg	12' + 6' single sided	216"	28 ³ / ₄ "	28 ¹ / ₂ "	XTB1 BAS 36S18SF () ()	11,213.	11,476.
	10' + 10' single sided	240"	28 ³ / ₄ "	28 ¹ / ₂ "	XTB1 BAS 36S20SF () ()	12,512.	12,789.
	12' + 12' single sided	288"	28 ³ / ₄ "	28 ¹ / ₂ "	XTB1 BAS 36S24SF () ()	15,070.	15,347.
	15' + 10' single sided	300"	28 ³ / ₄ "	28 ¹ / ₂ "	XTB1 BAS 36S25SF () ()	15,987.	16,281.

Order Code

Example:	XTB1BAS36S18SF 613 AA
XT	Crinion Open Table
B1	Base components
BAS	Assembly
36	Depth
S	Single
18	Width
S	Segmented
F	Fixed height
613	Base finish
AA	Top channel finish

Specifications

Base assemblies include end legs, beams, trusses, cantilever brackets, channels and end caps.

Fixed height base assemblies have shared cantilever brackets for adjacent worksurfaces and midspan support brackets for every worksurface.

- Specify base finish for base assembly.
For legs and cantilever brackets specify one paint finish for all.
- Specify top channel finish.
AA anodized aluminum and all paint finishes are available except 613 Silver.
Beams are anodized aluminum only.

Application Notes



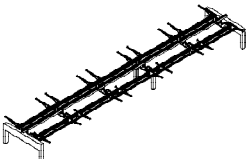
Complete base assemblies include all base components necessary to support worksurfaces. Specify screens, power components and cable trays separately. Base assemblies include end legs, intermediate leg (where required), beams, trusses, cantilever brackets, mid span support brackets, top channel and end caps.

No table on this page has beams longer than 15'.

Base assemblies correspond to:
 10': two 60"x36"D worksurfaces
 12': two 72"x36"D worksurfaces
 15': three 60"x36"D worksurfaces
 18': three 72"x36"D worksurfaces
 20': four 60"x36"D worksurfaces
 24': four 72"x36"D worksurfaces
 25': five 60"x36"D worksurfaces

Complete base assemblies adjustable height 36" D dual


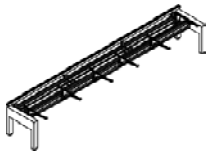

AutoStrada

description	nominal	w	d	h	pattern number	P1/P2	P3
 Base assembly, continuous	10' dual	120"	54"	28 1/2"	XTB1 BAS 36D10CA () ()	\$10,439.	\$10,738.
	12' dual	144"	54"	28 1/2"	XTB1 BAS 36D12CA () ()	10,852.	11,154.
	15' dual	180"	54"	28 1/2"	XTB1 BAS 36D15CA () ()	12,917.	13,262.
 Base assembly, segmented	10' + 5' dual	180"	54"	28 1/2"	XTB1 BAS 36D15SA () ()	13,953.	14,298.
 Base assembly, with intermediate leg	12' + 6' dual	216"	54"	28 1/2"	XTB1 BAS 36D18SA () ()	15,393.	15,785.
	10' + 10' dual	240"	54"	28 1/2"	XTB1 BAS 36D20SA () ()	17,420.	17,859.
	12' + 12' dual	288"	54"	28 1/2"	XTB1 BAS 36D24CA () ()	18,251.	18,688.
	15' + 10' dual	300"	54"	28 1/2"	XTB1 BAS 36D25CA () ()	19,898.	20,382.

Order Code	Specifications	Application Notes
Example: XTB1BAS36D18SA 613 115	Base assemblies include end legs, beams, trusses, cantilever brackets, channels and end caps.	Complete base assemblies include all base components necessary to support worksurfaces. Specify screens, power components and cable trays separately. Base assemblies include end legs, intermediate leg (where required), beams, trusses, cantilever brackets, top channel and end caps.
XT Crinion Open Table	1. Specify base finish for base assembly.	Base assemblies correspond to: 10': four 60"x36"D worksurfaces 12': four 72"x36"D worksurfaces 15': six 60"x36"D worksurfaces 18': six 72"x36"D worksurfaces 20': eight 60"x36"D worksurfaces 24': eight 72"x36"D worksurfaces 25': ten 60"x36"D worksurfaces
B1 Base components	For legs and cantilever brackets specify one paint finish for all.	No table on this page has beams longer than 15'.
BAS Assembly	2. Specify top channel finish.	
36 Depth	AA anodized aluminum and all paint finishes are available except 613 Silver.	
D Dual	Beams are anodized aluminum only.	
18 Width		
S Segmented		
A Adjustable height		
613 Base finish		
115 Top channel finish		


Complete base assemblies adjustable height 36" D single sided

AutoStrada


description	nominal	w	d	h	pattern number	P1/P2	P3
 Base assembly, continuous	10' single sided	120"	28 ³ / ₄ "	28 ¹ / ₂ "	XTB1 BAS 36S10CA () ()	\$9,172.	\$9,425.
	12' single sided	144"	28 ³ / ₄ "	28 ¹ / ₂ "	XTB1 BAS 36S12CA () ()	9,586.	9,839.
	15' single sided	180"	28 ³ / ₄ "	28 ¹ / ₂ "	XTB1 BAS 36S15CA () ()	11,073.	11,350.
 Base assembly, segmented	10' + 5' single sided	180"	28 ³ / ₄ "	28 ¹ / ₂ "	XTB1 BAS 36S15SA () ()	10,381.	10,659.
 Base assembly, with intermediate leg	12' + 6' single sided	216"	28 ³ / ₄ "	28 ¹ / ₂ "	XTB1 BAS 36S18SA () ()	11,464.	11,741.
	10' + 10' single sided	240"	28 ³ / ₄ "	28 ¹ / ₂ "	XTB1 BAS 36S20SA () ()	12,917.	13,215.
	12' + 12' single sided	288"	28 ³ / ₄ "	28 ¹ / ₂ "	XTB1 BAS 36S24SA () ()	15,474.	15,773.
	15' + 10' single sided	300"	28 ³ / ₄ "	28 ¹ / ₂ "	XTB1 BAS 36S25SA () ()	16,546.	16,868.

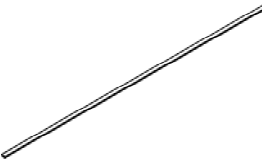
Crinion Open Table

Order Code	Specifications	Application Notes
Example: XTB1BAS36S18SA 613 AA	Base assemblies include end legs, beams, trusses, cantilever brackets, channels and end caps.	Complete base assemblies include all base components necessary to support worksurfaces. Specify screens, power components and cable trays separately. Base assemblies include end legs, intermediate leg (where required), beams, trusses, cantilever brackets, top channel and end caps.
XT Crinion Open Table	1. Specify base finish for base assembly.	Base assemblies correspond to: 10': two 60"x36"D worksurfaces 12': two 72"x36"D worksurfaces 15': three 60"x36"D worksurfaces 18': three 72"x36"D worksurfaces 20': four 60"x36"D worksurfaces 24': four 72"x36"D worksurfaces 25': five 60"x36"D worksurfaces
B1 Base components	For legs and cantilever brackets specify one paint finish for all.	No table on this page has beams longer than 15'.
BAS Assembly	2. Specify top channel finish.	
36 Depth	AA anodized aluminum and all paint finishes are available except 613 Silver.	
S Single	Beams are anodized aluminum only.	
18 Width		
S Segmented		
A Adjustable height		
613 Base finish		
AA Top channel finish		

description	nominal	w	d	h	pattern number	list price
	4'	48"	2 1/2"	2"	XTC1 48 ()	\$154.
	5'	60"	2 1/2"	2"	XTC1 60 ()	196.
	6'	72"	2 1/2"	2"	XTC1 72 ()	230.
	8'	96"	2 1/2"	2"	XTC1 96 ()	312.
	10'	120"	2 1/2"	2"	XTC1 120 AA	392.
	12'	144"	2 1/2"	2"	XTC1 144 AA	461.
Top channel end cap			2 1/2"	2"	XTC1 END ()	35.



	4'	48"	2 1/2"	2"	XTCA1 48 ()	230.
	5'	60"	2 1/2"	2"	XTCA1 60 ()	277.
	6'	72"	2 1/2"	2"	XTCA1 72 ()	328.
	8'	96"	2 1/2"	2"	XTCA1 96 ()	426.
	10'	120"	2 1/2"	2"	XTCA1 120 AA	519.
	12'	144"	2 1/2"	2"	XTCA1 144 AA	646.

		48"			XTCF 48 ()	29.
		60"			XTCF 60 ()	40.
		72"			XTCF 72 ()	40.

Order Code

Example:	XTC1120AA
XT	Crinion open table
C1	Top channel
120	Width
AA	Finish

Specifications

Top channels are extruded aluminum with natural anodized finish AA or any standard painted finish except 613 Silver.

Top channel end caps are die cast aluminum AA or any standard painted finish except 613 Silver.

Top channel filler is 812 Easy Grey or 111 Black.



Application Notes

Crinion Open Table top channel supports privacy screens and suspended raceway components at any point. Top channel is required at the center of dual tables.

Top channels and end caps are included in complete base assemblies.

Top channels correspond in width to one or two worksurface widths.

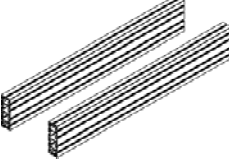
Beams for single sided or dual tables 24" D


description	nominal	w	d	h	pattern number	list price
 Starter beam set for 24" D	5'	52"	3"	8"	XTB1TB5C	\$1,037.
	6'	64"	3"	8"	XTB1TB6C	1,152.
	8'	88"	3"	8"	XTB1TB8C	1,383.
	10'	112"	3"	8"	XTB1TB10C	1,672.
	12'	136"	3"	8"	XTB1TB12C	1,959.
	15'	172"	3"	8"	XTB1TB15C	2,419.
 Extension beam set for 24" D tables	4'	48"	3"	8"	XTB1TB4E	1,383.
	5'	60"	3"	8"	XTB1TB5E	1,498.
	6'	72"	3"	8"	XTB1TB6E	1,613.
	8'	96"	3"	8"	XTB1TB8E	1,843.
	10'	120"	3"	8"	XTB1TB10E	2,132.
	12'	144"	3"	8"	XTB1TB12E	2,419.
	15'	180"	3"	8"	XTB1TB15E	2,881.

Order Code	Specifications	Application Notes
Example: XTB1TB15C	Beams are extruded aluminum with natural anodized finish.	<p>Crinion Open Table bases are assembled from beams, end legs or end panels, intermediate legs and trusses.</p> <p>Beam sets can be used with either dual or single sided tables. Table bases require one starter beam and extension beam adding up to the length as the sum of the worksurface widths on one side.</p> <p>Extension beam sets are specified only to add on to starter sets or other extension beams.</p>
XT Crinion Open Table		
B1 Base components		
TB Dual beam set		
15 Width		
C Starter	Beam sets must be supported by intermediate legs at least every 16'. Intermediate leg must be positioned at beam truss location, where two worksurfaces meet.	

Beams for dual tables

30" and 36" D

description	nominal	w		h	pattern number	list price
Starter beam set for dual table 30" or 36" (pair of beams) 	5'	52"	3"	8"	XTB1DB5C	\$1,383.
	6'	64"	3"	8"	XTB1DB6C	1,498.
	8'	88"	3"	8"	XTB1DB8C	1,959.
	10'	112"	3"	8"	XTB1DB10C	2,304.
	12'	136"	3"	8"	XTB1DB12C	2,650.
	15'	172"	3"	8"	XTB1DB15C	3,111.

Extension beam set for dual table 30" or 36" (pair of beams) 	4'	48"	3"	8"	XTB1DB4E	1,843.
	5'	60"	3"	8"	XTB1DB5E	1,843.
	6'	72"	3"	8"	XTB1DB6E	1,959.
	8'	96"	3"	8"	XTB1DB8E	2,419.
	10'	120"	3"	8"	XTB1DB10E	2,765.
	12'	144"	3"	8"	XTB1DB12E	3,111.
	15'	180"	3"	8"	XTB1DB15E	3,573.

Order Code

Example: XTB1DB15C
XT Crinion Open Table
B1 Base components
DB Dual beam set
15 Width
C Starter

Specifications

Beams are extruded aluminum with natural anodized finish.

Beam sets are starter or extension.

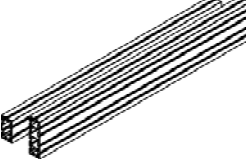
Extension beam sets are specified only to add on to starter sets or other extension beams.

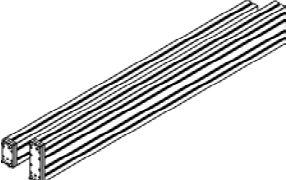
Application Notes

Crinion Open Table bases are assembled from beams, end legs or end panels, intermediate legs and trusses. Beam sets may be used with either worksurface depth. Dual tables require one pair of main beams of the same nominal width as the sum of the worksurfaces on each side.

Beam sets must be supported by intermediate legs at least every 16'. Intermediate leg must be positioned at beam truss location, where two worksurfaces meet.

Beams for single sided tables 30" and 36" D

description	nominal	w	d	h	pattern number	list price
Starter beam set for single sided table 30" or 36" (main and back beam) 	5'	52"		8"	XTB1SB5C	\$1,211.
	6'	64"		8"	XTB1SB6C	1,267.
	8'	88"		8"	XTB1SB8C	1,672.
	10'	112"		8"	XTB1SB10C	1,959.
	12'	136"		8"	XTB1SB12C	2,304.
	15'	172"		8"	XTB1SB15C	2,650.

Extension beam set for single sided table 30" or 36" (main and back beam) 	4'	48"		8"	XTB1SB4E	1,613.
	5'	60"		8"	XTB1SB5E	1,672.
	6'	72"		8"	XTB1SB6E	1,729.
	8'	96"		8"	XTB1SB8E	2,132.
	10'	120"		8"	XTB1SB10E	2,419.
	12'	144"		8"	XTB1SB12E	2,765.
	15'	180"		8"	XTB1SB15E	3,111.

Order Code

Example: XTB1DB15C	
XT	Crinion Open Table
B1	Base components
DB	Dual beam set
15	Width
C	Starter

Specifications

Beams are extruded aluminum with natural anodized finish.

Beam sets are starter or extension.

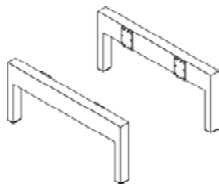
Extension beam sets are specified only to add on to starter sets or other extension beams.

Application Notes

Crinion Open Table bases are assembled from beams, end legs or end panels, intermediate legs and trusses. Beam sets may be used with either worksurface depth. Single sided tables require one pair of main beams of the same nominal width as the sum of the worksurfaces on each side.

Beam sets must be supported by intermediate legs at least every 16'. Intermediate leg must be positioned at beam truss location, where two worksurfaces meet.

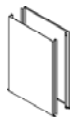
description	application	w	d	h	pattern number	P1/P2	P3
End leg for dual tables (pair of legs for 36" D worksurface)	24" D worksurface	4"	44"	24"	XTB1EDD24 ()	\$4,171.	\$4,379.
	30" D worksurface	4"	54"	24"	XTB1EDD30 ()	4,171.	4,379.
	36" D worksurface	4"	54"	24"	XTB1EDD36 ()	4,171.	4,379.



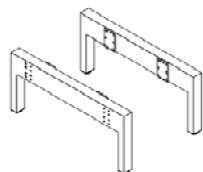
Intermediate leg for dual table (pair of legs for 30" and 36" D)	24" D worksurfaces	4"	2 3/4"	16"	XTB2LDD24 ()	500.	500.
	30"&36" D worksurfaces	4"	2 3/4"	16"	XTB2LDD ()	550.	550.



Shroud for intermediate leg infeed kit	24" D or single sided	3 3/4"	2 1/2"	15"	XTB1 SLIK ()	157.	165.
	30" D	11"	4"	15"	XTB1 SLIK30 ()	198.	208.
	36" D	23"	4"	15"	XTB1 SLIK36 ()	232.	245.

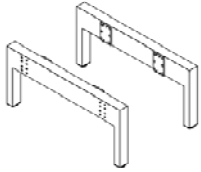


End leg for end counters both ends (pair of legs for 36" D worksurface)	48" W end counter	4"	44"	24"	XTB1XDD24 ()	4,459.	4,667.
	60" W end counter	4"	54"	24"	XTB1XDD30 ()	4,459.	4,667.
	72" W end counter	4"	54"	24"	XTB1XDD36 ()	4,459.	4,667.



Order Code	Specifications	Application Notes
Example: XTB1EDD30 118	Specify paint finish code after pattern number.	Crinion Open Table bases are assembled from main beams, end legs or end panels, intermediate legs and trusses. After selecting starter or segmented beam sets, specify legs to support each end of beams. End legs support main beams at each end of a table.
XT Crinion Open Table		Dual end legs for end counters have threaded metal inserts on the outside of the leg to accept two fixed height or adjustable cantilevers for end counters.
B1 Base components		Intermediate legs must be specified to provide support under beam sets spanning longer than 16'.
E End leg		Intermediate legs may be positioned under beams at any beam truss location. End legs include beam end plates and hardware.
D Dual		Shroud for intermediate leg kit encloses the space between legs to protect power, data and communication cables between floor and table base. Side covers may be removed for access.
D Desk height		Shroud for 24" d intermediate leg is U-shaped cover that attaches to side of intermediate leg for 24" d or any single sided intermediate leg.
30 Depth of tops		End legs for 24" D worksurfaces and end legs for 48" W end counters have only one end plate for attaching a single centered beam for 24" D tables.
118 Finish		End legs for 30" D and 36" D worksurfaces and end legs for 60" W and 72" W end counters have two end plates for attaching two beams for 30" D and 36" D tables.

description	application	w	d	h	pattern number	P1/P2	P3
End leg for end counters one end only (pair of legs for 36"D worksurface)	48" W end counter	4"	44"	24"	XTB1YDD24 ()	\$4,315.	\$4,523.
	60" W end counter	4"	54"	24"	XTB1YDD30 ()	4,315.	4,523.
	72" W end counter	4"	54"	24"	XTB1YDD36 ()	4,315.	4,523.



Order Code

Example:	XTB1EDD30 118
XT	Crinion Open Table
B1	Base components
E	End leg
D	Dual
D	Desk height
30	Depth of tops
118	Finish

Specifications

Specify paint finish code after pattern number.

Application Notes

Crinion Open Table bases are assembled from main beams, end legs or end panels, intermediate legs and trusses. After selecting starter or segmented beam sets, specify legs to support each end of beams. End legs support main beams at each end of a table.

Dual end legs for end counters have threaded metal inserts on the outside of the leg to accept two fixed height or adjustable cantilevers for end counters.

Intermediate legs must be specified to provide support under beam sets spanning longer than 16'.

Intermediate legs may be positioned under beams at any beam truss location. End legs include beam end plates and hardware.

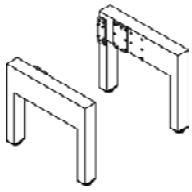
Shroud for intermediate leg kit encloses the space between legs to protect power, data and communication cables between floor and table base. Side covers may be removed for access.

Shroud for 24"d intermediate leg is U-shaped cover that attaches to side of intermediate leg for 24"d or any single sided intermediate leg.

End legs for 24"D worksurfaces and end legs for 48"W end counters have only one end plate for attaching a single centered beam for 24"D tables.

End legs for 30"D and 36"D worksurfaces and end legs for 60"W and 72"W end counters have two end plates for attaching two beams for 30"D and 36"D tables.

description	application	width	depth	height	pattern number	P1/P2	P3
End leg for single sided tables (pair of legs)	24" D worksurface	4"	24"	24"	XTB1ESD24 ()	\$4,171.	\$4,379.
	30" D worksurface	4"	28 ³ / ₄ "	24"	XTB1ESD30 ()	4,171.	4,379.
	36" D worksurface	4"	28 ³ / ₄ "	24"	XTB1ESD36 ()	4,171.	4,379.



Intermediate leg for single sided table	24" D worksurfaces	4"	2 ³ / ₄ "	16"	XTB2LSD24 ()	450.	450.
	30"&36" D worksurfaces	4"	2 ³ / ₄ "	16"	XTB2LSD ()	550.	550.



Order Code

Example:	XTB1ESD30 118
XT	Crinion Open Table
B1	Base components
E	End leg
S	Single
D	Desk height
30	Depth of tops
118	Finish

Specifications

Specify paint finish code after pattern number.

Application Notes

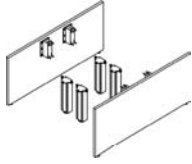
Crinion Open Table bases are assembled from main beams, end legs or end panels, intermediate legs and trusses. After selecting starter or segmented beam sets, specify legs to support each end of beams. End legs support main beams at each end of a table.

Dual end legs for end counters have threaded metal inserts on the outside of the leg to accept two fixed height or adjustable cantilvers for end counters.

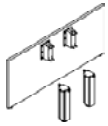
Intermediate legs must be specified to provide support under beam sets spanning longer than 16'. Intermediate legs may be positioned under beams at any beam truss location. End legs include beam end plates and hardware.

Shroud for intermediate leg kit encloses the space between legs to protect power, data and communication cables between floor and table base. Side covers may be removed for access.

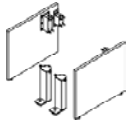
description	application	width	depth	height	pattern no.	P1/P2/P3
End panels for dual tables (pair of end panels)	24" D worksurface	1 1/4"	46"	25 1/2"	XTB1EP2DD24P () ()	\$2,200.
	30" D worksurface	1 1/4"	58"	25 1/2"	XTB1EP2DD30P () ()	3,100.
	36" D worksurface	1 1/4"	70"	25 1/2"	XTB1EP2DD36P () ()	3,300.



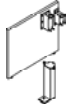
End panels for dual tables (single end panel)	24" D worksurface	1 1/4"	46"	25 1/2"	XTB1EP1DD24P () ()	1,100.
	30" D worksurface	1 1/4"	58"	25 1/2"	XTB1EP1DD30P () ()	1,550.
	36" D worksurface	1 1/4"	70"	25 1/2"	XTB1EP1DD36P () ()	1,650.



End panels for single sided tables (pair of end panels)	24" D worksurface	1 1/4"	25 3/16"	25 1/2"	XTB1EP2SD24P () ()	1,950.
	30" D worksurface	1 1/4"	30 3/16"	25 1/2"	XTB1EP2SD30P () ()	2,800.
	36" D worksurface	1 1/4"	36 3/16"	25 1/2"	XTB1EP2SD36P () ()	2,900.



End panels for single sided tables (single end panel)	24" D worksurface, Left	1 1/4"	25 3/16"	25 1/2"	XTB1EP1LD24P () ()	975.
	24" D worksurface, Right	1 1/4"	25 3/16"	25 1/2"	XTB1EP1RD24P () ()	975.
	30" D worksurface, Left	1 1/4"	30 3/16"	25 1/2"	XTB1EP1LD30P () ()	1,400.
	30" D worksurface, Right	1 1/4"	30 3/16"	25 1/2"	XTB1EP1RD30P () ()	1,400.
	36" D worksurface, Left	1 1/4"	36 3/16"	25 1/2"	XTB1EP1LD36P () ()	1,450.
	36" D worksurface, Right	1 1/4"	36 3/16"	25 1/2"	XTB1EP1RD36P () ()	1,450.

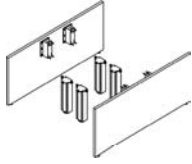


LH Shown
RH Opposite

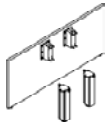
Order Code	Specification	Application Notes
Example: XTB1EP2DD 24P118	Specify paint finish for brackets, then specify paint finish for end panel.	End panels may be specified as an alternative to End legs to support each end of beams.
XT	Crinion Open Table	
B1	Base components	End panel kits include end panel, connecting hardware and support legs.
EP2	End panel	End panel kits are not compatible with end counters.
D	Dual	
D	Desk Height	
24	Depth of tops	
P	Finish	
118	Finish	
118	Finish	

End panels for dual tables and single sided tables, laminate and veneer

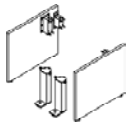
description	application	w	d	h	pattern no.	L	V1	V2	V3
End panels for dual tables (pair of end panels)	24" D worksurface	1 1/4"	46"	25 1/2"	XTB1EP2DD24 () ()	\$2,300.	\$2,400.	\$2,900.	\$3,000.
	30" D worksurface	1 1/4"	58"	25 1/2"	XTB1EP2DD30 () ()	3,200.	3,400.	3,900.	4,100.
	36" D worksurface	1 1/4"	70"	25 1/2"	XTB1EP2DD36 () ()	3,400.	3,500.	4,100.	4,300.



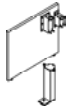
End panel for dual tables (single end panel)	24" D worksurface	1 1/4"	46"	25 1/2"	XTB1EP1DD24 () ()	1,150.	1,200.	1,450.	1,500.
	30" D worksurface	1 1/4"	58"	25 1/2"	XTB1EP1DD30 () ()	1,600.	1,700.	1,950.	2,050.
	36" D worksurface	1 1/4"	70"	25 1/2"	XTB1EP1DD36 () ()	1,700.	1,750.	2,050.	2,150.



End panels for single sided tables (pair of end panels)	24" D worksurface	1 1/4"	25 3/16"	25 1/2"	XTB1EP2SD24 () ()	2,050.	2,200.	2,500.	2,600.
	30" D worksurface	1 1/4"	30 3/16"	25 1/2"	XTB1EP2SD30 () ()	2,900.	3,100.	3,400.	3,600.
	36" D worksurface	1 1/4"	36 3/16"	25 1/2"	XTB1EP2SD36 () ()	3,000.	3,200.	3,600.	3,800.

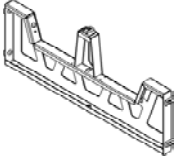

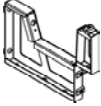
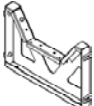
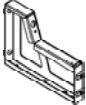


End panel for single sided tables (single end panel)	24" D worksurface, Left	1 1/4"	25 3/16"	25 1/2"	XTB1EP1LD24 () ()	1,025.	1,100.	1,250.	1,300.
	24" D worksurface, Right	1 1/4"	25 3/16"	25 1/2"	XTB1EP1RD24 () ()	1,025.	1,100.	1,250.	1,300.
	30" D worksurface, Left	1 1/4"	30 3/16"	25 1/2"	XTB1EP1LD30 () ()	1,450.	1,550.	1,700.	1,800.
	30" D worksurface, Right	1 1/4"	30 3/16"	25 1/2"	XTB1EP1RD30 () ()	1,450.	1,550.	1,700.	1,800.
	36" D worksurface, Left	1 1/4"	36 3/16"	25 1/2"	XTB1EP1LD36 () ()	1,500.	1,600.	1,800.	1,900.
	36" D worksurface, Right	1 1/4"	36 3/16"	25 1/2"	XTB1EP1RD36 () ()	1,500.	1,600.	1,800.	1,900.



LH Shown
RH Opposite

Order Code	Specifications	Application Notes
Example: XTB1EP2DD 24118 118		
XT Crinion Open Table	Specify paint finish for brackets, then specify laminate or veneer finish for end panel.	End panels may be specified as an alternative to End legs to support each end of beams.
B1 Base components		
EP2 End panel	Brushed and woodgrain laminates are not available on 70" wide end panels for use on 36"D dual sided tables.	End panel kits include end panel, connecting hardware and support legs.
D Dual		
D Desk Height		
24 Depth of tops		End panel kits are not compatible with end counters.
118 Finish		
118 Finish		

description	application	w	d	h	pattern number	P1/P2/P3
Beam truss for dual tables 	30" D worksurface	3"	11"	10"	XTB1XD30 ()	\$508.
	36" D worksurface	3"	23"	10"	XTB1XD36 ()	553.
Top channel support 	24" D worksurface				XTB1T24 ()	183.
Beam truss for single sided tables 	30" D worksurface	3"			XTB1XS30 ()	508.
	36" D worksurface	3"			XTB1XS36 ()	553.
Beam truss for dual tables no top channel support 	30" D worksurface	3"	11"	8"	XTB1XD30N ()	393.
	36" D worksurface	3"	23"	8"	XTB1XD36N ()	451.
Beam truss for single sided tables no top channel support 	30" D worksurface	3"			XTB1XS30N ()	393.
	36" D worksurface	3"			XTB1XS36N ()	451.

Order Code

Example: XTB1XD30 613	
XT	Crinion Open Table
B1	Base components
XD	Beam truss for dual table
30	Depth
613	Finish

Specifications

Beam trusses are available in all standard painted finishes.

Application Notes



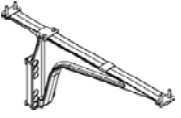


Crinion Open Table bases are assembled from beams, end legs or end panels, intermediate legs and trusses. After selecting beams and leg kits, specify trusses between beams.

Specify beam trusses adjacent to each end leg and at each worksurface junction.

For 24"D tables specify top channel support instead of truss.

Beam trusses with no top channel support must be specified in combination with intermediate legs planned other than at worksurface junctions (as for cable infeed shrouds).

Worksurface support cantilever and mid span support

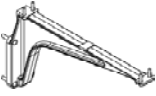


description	w	d	h	pattern number	P1/P2	P3
Cantilever, fixed height 30" or 36" D 	3"	24"	9"	XTB1FC ()	\$209.	\$218.
Cantilever, fixed height 24" D 	3"	19"	9"	XTB1FC24 ()	209.	218.
Cantilever, adjustable height 30" or 36" D 	3"	24"	9" - 12"	XTB1AC ()	230.	243.
Cantilever, adjustable height 24" D 	3"	24"	9" - 12"	XTB1AC24 ()	230.	243.
Mid span support 	2	2	8	XTB1MB ()	99.	104.

Order Code	Specifications	Application Notes
Example: XTB1FC 118	Specify paint finish code after pattern number.	Cantilever brackets are required to support each end of worksurfaces.
XT Crinion Open Table		
B1 Base components	48" worksurfaces: shared cantilevers each end or two adjustable per worksurface.	Brackets can be positioned at ends of worksurface, or inset at legs or floorstanding pedestal locations.
FC Fixed height cantilever	60" and 72" worksurfaces: shared cantilevers each end plus mid span support or two adjustable cantilevers inset 8".	Fixed height cantilevers can be shared between adjacent worksurfaces. Mid span support bracket must be specified for worksurface spans exceeding 4'.
118 Finish	96" worksurfaces: shared cantilevers at ends plus one in center or three adjustable cantilevers.	Fixed height cantilever supports worksurface at 28 1/2" H. Adjustable cantilevers enable worksurfaces to be set at 27", 27 3/4", 28 1/2", 29 1/4" or 30" H.

Worksurface support

linking plate and cantilever for end counters


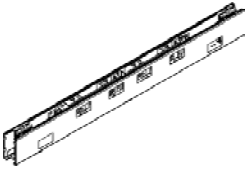

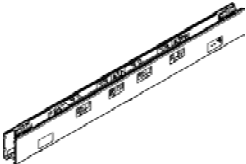
AutoStrada

description	w	d	h	pattern no.	P1/P2	P3
Cantilever for end counters, fixed height	3"	19"	9"	XTB1FCEND ()	\$209.	\$218.
						
Cantilever for end counters, adjustable height	3"	19"	9" - 12"	XTB1ACEND ()	230.	243.
						
Worksurface linking plate				XTB1LP		28.
						

Order Code	Specification	Application Notes
Example: XTB1FCEND 613	Specify paint finish code after pattern number.	Cantilever brackets are required to support each end of worksurface.
XT Crinion Open Table		Brackets attach to inserts on the outside face of end legs for end counters.
B1 Base components		Fixed height cantilever supports for end counter at 28 1/2" H.
FC Fixed height cantilever		Adjustable cantilevers for end counter enables end counter to be set at 28 1/2", 29 1/4" or 30" H.
END for end counter		A linking plate is recommended to join adjacent worksurfaces that are independently supported at the same height. Specify two linking plates at the junction of two worksurfaces, or four total for each end counter to two worksurfaces. A linking plate is not required where adjacent tops are supported by a shared fixed height cantilever bracket, as with complete fixed height base assemblies. Linking plates are recommended for complete adjustable height base assemblies in which tops are set at the same height.
613 Finish		

Modular Raceway

2 + 2 eight-wire Raceway with covers

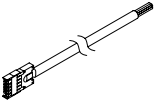
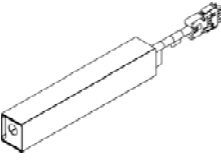
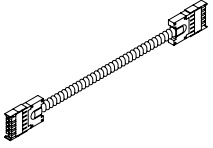


description	type	h	w	d	pattern number	list price
Dual raceway, two power + two data outlets each side 		4"	30"	2"	XTR1E30D ()	\$273.
Dual raceway, four power + two data outlets each side 		4"	42"	2"	XTR1E424D ()	392.
Flat end cover					XTR1FE ()	23.
Extended end cover					XTR1EE ()	23.
Single sided raceway two power + two data outlets one side 		4"	30"	2"	XTR1E30S ()	273.
Single sided raceway four power + two data outlets one side 		4"	42"	2"	XTR1E424S ()	392.

Order Code	Specifications	Applications notes
Example: XTR1E424D 613		
XT Crinion Open Table	Eight wire 2+2 has two sets of circuits, each set with a separate ground and neutral.	Raceway for Crinion Open Table is suspended from the top channel. For ideal access, worksurfaces should be specified with hinged power access.
R1 Raceway	Specify paint finish code after pattern number.	Each raceway requires four or eight duplex outlets, on any of four circuits.
E Eight wire system	Covers have two openings for data/com outlet modules (Decora-size, specified separately).	Jumpers connect power from one raceway to another.
42 Width		To join power between 30" raceways: specify 30" jumper for 60" desks and specify 42" jumper for 72" desks.
4 Extra outlets		Flat end covers enclose the end of a raceway at the end of a table.
D Dual Raceway		Extended end covers enclose the end of a raceway at the end of a table where power infeed is located.
613 Finish		Specify outlet fillers separately for unused outlet openings.

Modular Raceway

2 + 2 eight-wire Raceway components

AutoStrada

description	type	h	w	d	pattern number	list price
Modular infeed					XTR1EPI	\$206.
						
NYC infeed kit					XTR1EPH	471.
						
Jumper			18"		XTR1EJ18	95.
			30"		XTR1EJ30	108.
			42"		XTR1EJ42	124.
Duplex outlet	Circuit A				XTR1DA	35.
	Circuit B				XTR1DB	35.
	Circuit X, orange				XTR1DXO	40.
	Circuit Y, orange				XTR1DYO	40.
Outlet filler	Set of 10				XTR1OF	29.
PDC module extension kit	Set of 10				XTR1PDCX	120.
Compact Power Module					XTR1ECPM ()	508.
						


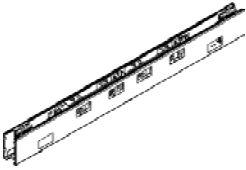
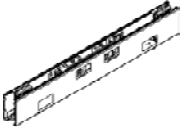
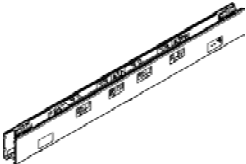
Crinion Open Table

Order Code	Specifications	Application Notes
Example: XTR1EJ18		
XT Crinion Open Table	Eight wire 2+2 has two sets of circuits, each set with a separate ground and neutral.	Raceway for Crinion Open Table is suspended from the top channel. For ideal access, worksurfaces should be specified with hinged power access.
R1 Raceway		
E Eight wire		
J Jumper		
18 Width		
	Each raceway requires four or eight duplex outlets, on any of four circuits.	Jumper length is difference between worksurface width and specified raceway width.
	Power infeed includes pigtail for connection to building power supply and connector to either end of any raceway.	Compact power module is designed to supply power outlets under extended end counter worksurfaces, or additional outlets under desks.
	NYC infeed kit includes junction box that mounts to inside face of beams in table base.	Compact power module can be suspended from top channel or attached to inside face of beams.
		Each face of compact power module accepts two duplex outlets.

Modular Raceway

3 + 3 ten-wire Raceway with covers

AutoStrada

description	type	h	w	d	pattern number	list price
Dual raceway, two power + two data outlets each side		4"	30"	2"	XTR1T30D ()	\$286.
						
Dual raceway, four power + two data outlets each side		4"	42"	2"	XTR1T424D ()	405.
						
Flat end cover					XTR1FE ()	23.
Extended end cover					XTR1EE ()	23.
Single sided raceway two power + two data outlets one side		4"	30"	2"	XTR1T30S ()	286.
						
Single sided raceway four power + two data outlets one side		4"	42"	2"	XTR1T424S ()	405.
						

Order Code

Example: XTR1T424D 613	
XT	Crinion Open Table
R1	Raceway
T	Ten wire system
42	Width
4	Extra outlets
D	Dual Raceway
613	Finish

Specifications

Ten wire 3+3 has two sets of three circuits, each set with a separate ground and neutral.

Specify paint finish code after pattern number.

Covers have two openings for data/com outlet modules (Decora-size, specified separately).

Application Notes

Raceway for Crinion Open Table is suspended from the top channel. For ideal access, worksurfaces should be specified with hinged power access.

Each raceway requires four or eight duplex outlets, on any of six circuits.

Jumpers connect power from one raceway to another.

To join power between 30" raceways: specify 30" jumper for 60" desks and specify 42" jumper for 72" desks.

To join power between 42" raceways: specify 18" jumper for 60" desks and 30" jumper for 72" desks.

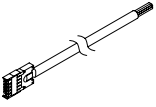
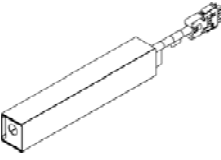
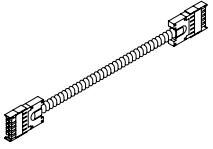


Flat end covers enclose the end of a raceway at the end of a table.

Extended end covers enclose the end of a raceway at the end of a table where power infeed is located.

Specify outlet fillers separately for unused outlet openings.

Modular Raceway

3 + 3 ten-wire Raceway components


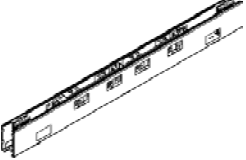

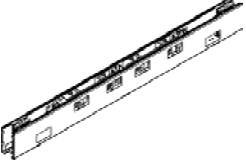
description	type	h	w	d	pattern number	list pricing
Modular infeed					XTR1TPI	\$231.
						
NYC infeed kit					XTR1TPH	471.
						
Jumper			18"		XTR1TJ18	108.
			30"		XTR1TJ30	124.
			42"		XTR1TJ42	143.
						
Duplex outlet	Circuit A				XTR1DA	35.
	Circuit B				XTR1DB	35.
	Circuit C				XTR1DC	35.
	Circuit X, orange				XTR1DXO	40.
	Circuit Y, orange				XTR1DYO	40.
	Circuit Z, orange				XTR1DZO	40.
						
Outlet filler	Set of 10				XTR1OF	29.
PDC module extension kit	Set of 10				XTR1PDCX	120.
Compact Power Module					XTR1TCPM ()	523.
						

Order Code	Specifications	Application Notes
Example: XTR1TJ18		
XT Crinion Open Table	Ten wire 3+3 has two sets of three circuits, each set with a separate ground and neutral.	Raceway for Crinion Open Table is suspended from the top channel. For ideal access, worksurfaces should be specified with hinged power access.
R1 Raceway		Each raceway requires four or eight duplex outlets, on any of six circuits.
T Ten wire		Power infeed includes pigtail for connection to building power supply and connector to either end of any raceway.
J Jumper		NYC infeed kit includes junction box that mounts to inside face of beams in table base.
18 Width		Jumper length is difference between worksurface width and specified raceway width. Compact power module is designed to supply power outlets under extended end counter worksurfaces, or additional outlets under desks. Compact power module can be suspended from top channel or attached to inside face of beams. Each face of compact power module accepts two duplex outlets.

Modular Raceway

4-4-2 ten-wire Raceway with covers

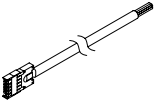
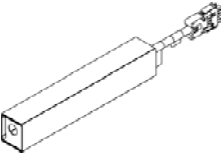
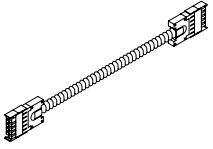


AutoStrada

description	type	h	w	d	pattern number	list price
Dual raceway, two power + two data outlets each side 		4"	30"	2"	XTR1X30D ()	\$301.
Dual raceway, four power + two data outlets each side 		4"	42"	2"	XTR1X424D ()	425.
Single sided raceway two power + two data outlets one side 		4"	30"	2"	XTR1X30S ()	301.
Single sided raceway four power + two data outlets one side 		4"	42"	2"	XTR1X424S ()	425.

Order Code	Specifications	Application Notes
Example: XTR1X424D 613		
XT Crinion Open Table	Ten wire 4-4-2 has four circuits each with a separate neutral, plus a ground wire for circuit 1 and 2 and another ground for circuit 3 and 4.	Raceway for Crinion Open Table is suspended from the top channel. For ideal access, worksurfaces should be specified with hinged power access.
R1 Raceway		
X Ten wire 4-4-2	Specify paint finish code after pattern number.	Each raceway requires four or eight duplex outlets, on any of six circuits.
42 Width		
4 Extra outlets	Covers have two openings for data/com outlet modules (Decora-size, specified separately).	Jumpers connect power from one raceway to another.
D Dual Raceway		
613 Finish		
		To join power between 42" raceways: specify 18" jumper for 60" desks and 30" jumper for 72" desks. Flat end covers enclose the end of a raceway at the end of a table. Extended end covers enclose the end of a raceway at the end of a table where power infeed is located. Specify outlet fillers separately for unused outlet openings.
		To join power between 30" raceways: specify 30" jumper for 60" desks and specify 42" jumper for 72" desks.

Modular Raceway

4-4-2 ten-wire Raceway components

description	type	h	w	d	pattern number	list price
Modular infeed					XTR1XPI	\$243.
						
NYC infeed kit					XTR1XPH	494.
						
Jumper			18"		XTR1XJ18	113.
			30"		XTR1XJ30	130.
			42"		XTR1XJ42	148.
Duplex outlet	Circuit 1				XTR1D1	37.
	Circuit 2				XTR1D2	37.
	Circuit 3				XTR1D3	37.
	Circuit 4				XTR1D4	37.
Compact Power Module					XTR1XCPM ()	523.
						

Order Code	Specifications	Application Notes
Example: XTR1XJ18		
XT Crinion Open Table	Ten wire 4-4-2 has four circuits each with a separate neutral, plus a ground wire for circuit 1 and 2 and another ground for circuit 3 and 4.	Raceway for Crinion Open Table is suspended from the top channel. For ideal access, worksurfaces should be specified with hinged power access.
R1 Raceway		
X Ten wire 4-4-2		
J Jumper	All duplex outlets are black.	Each raceway requires four or eight duplex outlets, on any of six circuits.
18 Width		Power infeed includes pigtail for connection to building power supply and connector to either end of any raceway.
		NYC infeed kit includes junction box that mounts to inside face of beams in table base.
		Jumper length is difference between worksurface width and specified raceway width.
		Compact power module is designed to supply power outlets under extended end counter worksurfaces, or additional outlets under desks.
		Compact power module can be suspended from top channel or attached to inside face of beams.
		Each face of compact power module accepts two duplex outlets.

description	type	h	w	d	pattern number	list price
Dual raceway, two power + two data outlets each side		4"	30"	2"	XTR1H30D ()	\$595.
Flat end cover					XTR1FE ()	23.
Extended end cover					XTR1EE ()	23.
Outlet filler	Set of 10				XTR1OF	29.

Order Code

Example: XTR1H30D 613
XT Crinion Open Table
R1 Raceway
H Hard wire system
30 Width
D Dual Raceway
613 Finish

Specifications

Specify paint finish code after pattern number.

Hardwired raceway components are designed for use in City of Chicago installations.

Covers have two openings for data/com outlet modules (Decora-size, by others).




Application Notes

Raceway for Crinion Open Table is suspended from the top channel. For ideal access, worksurfaces should be specified with hinged power access.



Dual raceways are code-approved boxed with openings for two or four duplex outlets on each face, plus two additional openings for data/communications faceplates on each face. A continuous horizontal metal septum divides power wires and connections from data and communications cables. Each raceway requires Decora-type architectural power outlets, internal wiring and connecting cables, supplied by electrical contractor.

Flat end covers enclose the raceway at the end of a table. Extended end covers provide an opening on the underside to permit cables to enter the raceway.

Specify outlet filler plates for unused outlet openings. Specify PDC extenders to create space behind data/com for cable distribution inside dual raceway.

description	table size	w	d	pattern number	list price
 Cable trays, leg position, pair	5', 30"D	53"	1"	XTCT6030LD ()	\$247.
	5', 36"D	53"	4"	XTCT6036LD ()	337.
	6', 30"D	65"	1"	XTCT7230LD ()	268.
	6', 36"D	65"	4"	XTCT7236LD ()	391.
 Cable trays, full width, pair	5', 30"D	60"	1"	XTCT6030D ()	247.
	5', 36"D	60"	4"	XTCT6036D ()	337.
	6', 30"D	72"	1"	XTCT7230D ()	268.
	6', 36"D	72"	4"	XTCT7236D ()	391.
Data tray kit		42"		XTDT42 ()	174.
 Data + excess cable tray kit		42"		XTDTX42 ()	288.
Truss cable clips, set of 25				XTR1TCC25	15.
Beam cable clips, set of 50				XTR1BCC50	230.
Random attachment kit, set of 10				XTB1RAK	80.

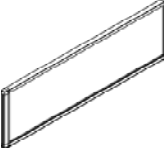
Order Code	Specifications	Applications notes
Example: XTCT7230D 613	Cable trays and Data tray kits are available in all standard paint finishes.	Cable trays are optional kits to manage cables on each side of dual table bases. Specify cable trays for leg position at each end of the table. Specify cable trays, full width for other positions. Data tray kit provides 3" wide horizontal open cable tray directly below either 30" or 42"W raceway module (at center of 60" or 72" desks). Data + excess tray kit provides two open trays below either raceway module, one 3"W and one 5"W.
XT Crinion Open Table		
CT Cable tray		
72 Width		
30 Depth		
D Dual table		
613 Finish	Truss cable clips manage cables between raceway. Specify 2 clips per truss (one set of 10 for each five trusses). Beam cable clips manage cables along the inside faces of each beam set. Random attachment kit is a set of ten M8 slot nuts for attaching various products to the Crinion Open Table beams or top channel. Specify appropriate M8 screws separately.	

description	application	w	d	h	pattern no.	list
	24"D tables	18"	2"	3/4"	XTBT18 ()	\$79.
	24"D tables	24"	2"	3/4"	XTBT24 ()	88.
	24"D tables	36"	2"	3/4"	XTBT36 ()	96.
	24"D tables	48"	2"	3/4"	XTBT48 ()	105.
	24"D tables	60"	2"	3/4"	XTBT60 ()	113.
Cable basket, 10'		120"	8"	1"	XTWB120	428.
	Cable basket hangers	From truss 30/36D only			XTWTX ()	68.
		From truss at infeed shroud			XTWTBSLIK ()	209.
		From main beam, 24D only			XTWTB ()	68.
		From top channel, 30/36D only			XTWTC ()	89.

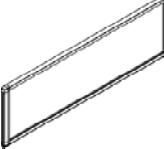
Order Code	Specifications	Application Notes
Example: XTBT36 118		
XT Crinion Open Table	Beam mounted cable trays are available in any standard painted finish.	Beam mounted cable trays may be inserted in slots on either face of Crinion Open Table main beams. On 24"D dual or single sided tables beam mounted cable trays are the only option for cable management other than the shallow channel on top of the beam or a cable basket. On 30"D and 36"D tables beam mounted trays may complement other cable tray options.
BT Beam mounted cable tray	Cable basket is zinc metal finish only.	For 96"W worksurfaces specify 36"W trays between supports. Specify 48"W trays for additional cable management between trusses on the inside face of beams on dual 30"D and 36"D tables with 60" worksurfaces. Specify 60"W trays on the inside face of beams on dual 30"D and 36"D tables with 72"W worksurfaces.
36 Width	Basket hangers can be specified in any standard painted finish.	Beam mounted cable trays must be segmented to fit between cantilever and midspan support brackets. For 48"W worksurfaces with shared cantilevers specify 36"W trays. For 60"W worksurfaces with shared cantilevers and midspan supports specify 24"W trays adjacent to end legs specify 18"W trays.
118 Paint finish		For 72"W worksurfaces with shared cantilevers and midspan supports specify 24"W trays.

Center screens

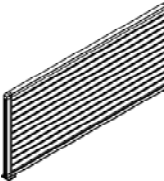
Acrylic, slatwall, combination, marker or veneer surface

description	appl.	w	d	h	pattern no.	Opal acrylic	Trans. acrylic / Marker	slatwall	Comb. acrylic / slatwall	V1	V2	V3
Center screen to 43" H 	48"	48"	1 1/4"	14"	XTCS1 4814 () () ()	\$835.	\$863.	\$1,326.	n/a	\$1,152.	\$1,262.	\$1,478.
	60"	60"	1 1/4"	14"	XTCS1 6014 () () ()	1,095.	1,149.	1,440.	n/a	1,246.	1,375.	1,648.
	72"	72"	1 1/4"	14"	XTCS1 7214 () () ()	1,152.	1,207.	1,556.	n/a	1,309.	1,459.	1,784.

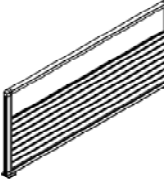
acrylic shown

Center screen to 43" H adjacent to end screen 	48"	47"	1 1/4"	14"	XTCS1 4714 () () ()	835.	863.	1,326.	n/a	1,152.	1,262.	1,478.
	60"	59"	1 1/4"	14"	XTCS1 5914 () () ()	1,095.	1,149.	1,440.	n/a	1,246.	1,375.	1,648.
	72"	71"	1 1/4"	14"	XTCS1 7114 () () ()	1,152.	1,207.	1,556.	n/a	1,309.	1,459.	1,784.

acrylic shown

Center screen to 50" H 	48"	48"	1 1/4"	21"	XTCS1 4821 () () ()	979.	1,023.	1,556.	1,440.	1,263.	1,407.	1,718.
	60"	60"	1 1/4"	21"	XTCS1 6021 () () ()	1,267.	1,349.	1,729.	1,672.	1,359.	1,533.	1,922.
	72"	72"	1 1/4"	21"	XTCS1 7221 () () ()	1,326.	1,406.	1,902.	1,786.	1,408.	1,610.	2,081.

slatwall shown

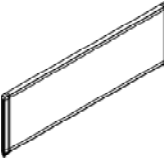
Center screen to 50" H adjacent to end screen 	48"	47"	1 1/4"	21"	XTCS1 4721 () () ()	979.	1,023.	1,556.	1,440.	1,263.	1,407.	1,718.
	60"	59"	1 1/4"	21"	XTCS1 5921 () () ()	1,267.	1,349.	1,729.	1,672.	1,359.	1,533.	1,922.
	72"	71"	1 1/4"	21"	XTCS1 7121 () () ()	1,326.	1,406.	1,902.	1,786.	1,408.	1,610.	2,081.

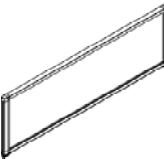
combination shown


Order Code	Specifications	Application Notes
Example: XTCS16014A O 111		
XT Crinion Open Table	Acrylic surface is AO opal or AT translucent.	Center screens mount to continuous channel at center of tables. Specify 14" H screens for a 42" horizon. Specify 21" H screens for a 49" horizon. Horizons are maintained regardless of worksurface height.
CS1 Center screen	For Marker surface both sides specify suffix M.	Center screens adjacent to end screens allow space for dual or single sided end screens.
60 Width	For Slatwall screens specify slatwall and frame finish.	Slatwall screens require buttresses to support Knoll Extra flat screen monitor arm. Specify one buttress per monitor arm, up to four buttresses per screen.
14 Height	For combination acrylic/slatwall screens specify suffixes CO (opal) or CT (translucent), slatwall and frame finish.	Combination screens include 14" high slatwall with acrylic above.
A Surface	Slatwall surface is available in (AA) or any standard painted finish except 613 Silver.	Center screens include mounting hardware for standard top channel only.
O Opal	For veneer surface specify suffix V and finish code from list on Crinion Open Table.	Slatwall screens will support flat panel monitor arms with varying weight limitations based on mounting and application. Please refer to the KnollExtra price list for comprehensive mounting and weight limitation information by application.
111 Frame finish	Frame is clear anodized aluminum or any standard paint finish except 613 Silver.	Veneer grain direction is horizontal. Marker surface has wood core.


Center screens

Tackable fabric surface

description	application	w	d	h	pattern no.	10	15	20	30	35	40	45	
	Center screen to 43" H	48"	48"	1 1/4"	14"	XTCS1 4814F () ()	\$882.	\$899.	\$902.	\$922.	\$936.	\$936.	\$968.
		60"	60"	1 1/4"	14"	XTCS1 6014F () ()	963.	984.	988.	1,011.	1,029.	1,029.	1,069.
		72"	72"	1 1/4"	14"	XTCS1 7214F () ()	986.	1,012.	1,016.	1,045.	1,067.	1,067.	1,114.

	Center screen to 43" H adjacent to end screen	48"	47"	1 1/4"	14"	XTCS1 4714F () ()	873.	891.	894.	911.	927.	927.	959.
		60"	59"	1 1/4"	14"	XTCS1 5914F () ()	963.	984.	988.	1,011.	1,029.	1,029.	1,069.
		72"	71"	1 1/4"	14"	XTCS1 7114F () ()	986.	1,012.	1,016.	1,045.	1,067.	1,067.	1,114.

	Center screen to 50" H	48"	48"	1 1/4"	21"	XTCS1 4821F () ()	935.	952.	955.	973.	988.	988.	1,019.
		60"	60"	1 1/4"	21"	XTCS1 6021F () ()	1,043.	1,066.	1,069.	1,091.	1,110.	1,110.	1,150.
		72"	72"	1 1/4"	21"	XTCS1 7221F () ()	1,054.	1,080.	1,085.	1,113.	1,136.	1,136.	1,182.

	Center screen to 50" H adjacent to end screen	48"	47"	1 1/4"	21"	XTCS1 4721F () ()	935.	952.	955.	973.	988.	988.	1,019.
		60"	59"	1 1/4"	21"	XTCS1 5921F () ()	1,043.	1,066.	1,069.	1,091.	1,110.	1,110.	1,150.
		72"	71"	1 1/4"	21"	XTCS1 7121F () ()	1,054.	1,080.	1,085.	1,113.	1,136.	1,136.	1,182.

Order Code

Example:	XTCS16014F20 (W2801) AA
XT	Crinion Open Table
CS1	Center screen
60	Width
14	Height
F	Surface
20	Fabric grade
W2801	Fabric
AA	Frame finish

Specifications





- Tackable fabric surface is suffix F.
 - Select fabric surface finish code from list on page Crinion Open Table.
- Frame is clear anodized aluminum or any standard paint finish except 613 Silver.
- Fabric is railroaded.

Application Notes

Fabric center screens mount to continuous channel at center of tables. Specify 14" H screens for a 43" horizon. Specify 21" H screens for a 50" horizon. Horizons are maintained regardless of worksurface height.

Center screens include mounting hardware for standard top channel only.

Center screens adjacent to end screens allow space for dual or single sided end screens.

description	application	w	d	h	pattern no.	list	AA/paint	L	V1	V2	V3
Display shelf 5"D aluminum only 	48" slatwall	45"	5"	1"	XT1DS4505 ()		\$256.				
	60" slatwall	57"	5"	1"	XT1DS5705 ()		287.				
	72" slatwall	69"	5"	1"	XT1DS6905 ()		310.				
Open shelf 9"D laminate or veneer only 	48" slatwall	45"	9"	1"	XT1LS4509 ()()			287.	375.	430.	581.
	60" slatwall	57"	9"	1"	XT1LS5709 ()()			330.	429.	493.	667.
	72" slatwall	69"	9"	1"	XT1LS6909 ()()			374.	485.	557.	752.
Slatwall adapters for applied wall accessories 		24"			XT1SA24 ()			26.			
			30"			XT1SA30 ()		31.			
			36"			XT1SA36 ()		37.			
			42"			XT1SA42 ()		42.			
			48"			XT1SA48 ()		47.			
			54"			XT1SA54 ()		53.			
			60"			XT1SA60 ()		58.			
			66"			XT1SA66 ()		63.			
		72"			XT1SA72 ()		68.				
Buttress for slatwall screen 					XTCS1 SBA ()			230.			

Order Code

Example:	XT1LS5709 118 AA
XT1	Crinion Open Table
LS	Open shelf
57	Width
09	Depth
118	Shelf finish
AA	Platform finish

Specifications

Display shelves are anodized aluminum (AA) or any standard painted finish except silver.

For open shelves specify any standard laminate or veneer finish, then platform finish. Shelf platform may be AA or any standard paint finish except silver.

Slatwall adapters are integral color 812 Easy grey or 111 Black only.

Application Notes

Open shelves and display shelves for slatwall are designed for use on Crinion Open Table center screens with slatwall inserts.

Shelves include adapter that snaps into horizontal channels in slatwall, approximately every 2" vertically.

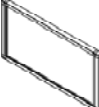
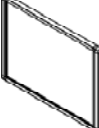
Shelf width fits either full width center screens or screens adjacent to end screens.

Slatwall adapters enable other Applied Wall System shelves and accessories to be mounted to Crinion Open Table slatwall.

Adapter will also fit other Knoll system slatwalls, such as AutoStrada spine or panels, but use of shelves in these applications may not comply with ANSI/BIFMA safety standards for anti-dislodgment.

Side screens

Acrylic, Marker or veneer surface

description	application	w	d	h	pattern no.	list	Opal	Trans.	V1	V2	V3
							acrylic	acrylic / Marker			
 Side screen to 43" H	24" D worksurface	22"	1 1/4"	14"	XTSS1 2414 () () ()		\$605.	\$621.	\$911.	\$978.	\$1,077.
	30" D worksurface	28"	1 1/4"	14"	XTSS1 3014 () () ()		634.	656.	940.	1,016.	1,143.
	36" D worksurface	34"	1 1/4"	14"	XTSS1 3614 () () ()		691.	719.	965.	1,051.	1,206.
	acrylic shown										
 Side screen to 50" H	24" D worksurface	22"	1 1/4"	21"	XTSS1 2421 () () ()		691.	719.	976.	1,058.	1,200.
	30" D worksurface	28"	1 1/4"	21"	XTSS1 3021 () () ()		721.	753.	1,007.	1,103.	1,284.
	36" D worksurface	34"	1 1/4"	21"	XTSS1 3621 () () ()		777.	815.	1,035.	1,147.	1,368.
	acrylic shown										
Side screen brackets (pair)	postformed edge				XTSM1P ()		243.				
	squared edge				XTSM1S ()		173.				
	tapered edge				XTSM1K ()		173.				

Order Code

Example:	XTSS13014A O AA
XT	Crinion Open Table
SS1	Side screen
30	Width
14	Height
A	Surface
O	Opal
AA	Frame finish

Specifications

- Specify surface
A = Acrylic
V = Veneer
M = Marker
- For Acrylic surface specify
O = Opal
T = Translucent
 Veneer surfaces may be any standard AutoStrada V1, V2 or V3 veneer.
 Specify veneer finish code from Crinion Open Table.

Frame is clear anodized aluminum or any standard paint finish except 613 Silver.

Brackets are available in all paint finishes

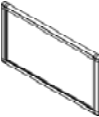
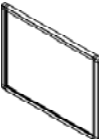
Application Notes

Side screens clamp to front and back edge of worksurface at any point (except at hinged access door). Specify side screen brackets separately. Specify 14" H screens for a 42" horizon. Specify 21" H screens for a 49" horizon. Side screens align in height with center screens when worksurfaces are set at 28 3/8" H.

Veneer grain direction is horizontal.

Side screens

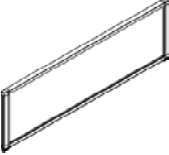
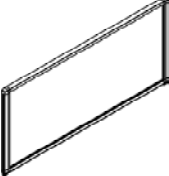
Tackable fabric surface

description	application	w	d	h	pattern no.	list	10	15	20	30	35	40	45
 Side screen to 43" H	24" D worksurface	22"	1 1/4"	14"	XTSS1 2414F () ()	\$687.	\$695.	\$697.	\$707.	\$714.	\$714.	\$730.	
	30" D worksurface	28"	1 1/4"	14"	XTSS1 3014F () ()	707.	719.	721.	732.	741.	741.	760.	
	36" D worksurface	34"	1 1/4"	14"	XTSS1 3614F () ()	728.	741.	757.	767.	767.	767.	792.	
 Side screen to 50" H	24" D worksurface	22"	1 1/4"	21"	XTSS1 2421F () ()	718.	726.	727.	737.	744.	744.	760.	
	30" D worksurface	28"	1 1/4"	21"	XTSS1 3021F () ()	748.	758.	760.	772.	781.	781.	801.	
	36" D worksurface	34"	1 1/4"	21"	XTSS1 3621F () ()	762.	775.	777.	792.	802.	802.	826.	
Side screen brackets (pair)	postformed edge				XTSM1P ()	243.							
	squared edge				XTSM1S ()	173.							
	tapered edge				XTSM1K ()	173.							

Order Code	Specifications	Application Notes
Example: XTSS13014F20 (W2801) 115		
XT Crinion Open Table		
SS1 Side screen		
30 Width		
14 Height		
F Surface		
20 Fabric grade		
W2801 Fabric		
115 Frame finish		
	<ol style="list-style-type: none"> Tackable fabric surface is suffix F. Select fabric surface finish code from list on page Crinion Open Table. Specify frame finish. 	Side screens clamp to front and back edge of worksurface at any point (except at hinged access door). Specify side screen brackets separately. Specify 14" H screens for a 43" horizon. Specify 21" H screens for a 50" horizon. Side screens align in height with center screens when worksurfaces are set at 28 3/8" H.
	Frame is clear anodized aluminum or any standard paint finish except 613 Silver.	
	Fabric is railroaded.	
	Brackets are available in all paint finishes.	

Return screens

Acrylic, Marker or veneer surface

description	application	w	d	h	pattern no.	list	Opal acrylic	Trans. acrylic / Marker	V1	V2	V3
	Return screen to 43" H	54"	52"	1 1/4"	14"	XTRS1 5414 () () ()	\$1,008.	\$1,062.	\$1,099.	\$1,215.	\$1,449.
		60"	58"	1 1/4"	14"	XTRS1 6014 () () ()	1,008.	1,062.	1,113.	1,240.	1,502.
		66"	64"	1 1/4"	14"	XTRS1 6614 () () ()	1,008.	1,062.	1,137.	1,271.	1,564.
		72"	70"	1 1/4"	14"	XTRS1 7214 () () ()	1,008.	1,062.	1,151.	1,296.	1,616.
		78"	76"	1 1/4"	14"	XTRS1 7814 () () ()	1,123.	1,177.	1,363.	1,486.	1,833.
	Return screen to 50" H	54"	52"	1 1/4"	21"	XTRS1 5421 () () ()	1,181.	1,262.	1,205.	1,358.	1,698.
		60"	58"	1 1/4"	21"	XTRS1 6021 () () ()	1,181.	1,262.	1,225.	1,395.	1,775.
		66"	64"	1 1/4"	21"	XTRS1 6621 () () ()	1,181.	1,262.	1,246.	1,429.	1,849.
		72"	70"	1 1/4"	21"	XTRS1 7221 () () ()	1,181.	1,262.	1,266.	1,464.	1,923.
		78"	76"	1 1/4"	21"	XTRS1 7821 () () ()	1,326.	1,406.	1,484.	1,664.	2,161.
Side screen brackets (pair)	postformed edge				XTSM1P ()	243.					
	squared edge				XTSM1S ()	173.					

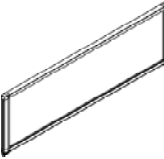
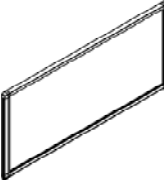
Order Code	
Example: XTRS16014A O 118	
XT	Crinion Open Table
RS1	Return screen
60	Width
14	Height
A	Acrylic
O	Opal
118	Frame finish

- Specifications**
- Specify surface
A = Acrylic
V = Veneer
M = Marker
 - For Acrylic surface specify
O = Opal
T = Translucent
 Veneer surfaces may be any standard AutoStrada V1, V2 or V3 veneer.
 Specify veneer finish code from Crinion Open Table.
 - Specify frame finish.
- Frame is clear anodized aluminum (AA) or any standard paint finish except 613 Silver.
- Brackets are available in all paint finishes.

- Application Notes**
- Return screens span the depth of Crinion Open Table worksurfaces and the width of a 30", 36" or 42" worksurface planned as perpendicular return. Specify 14" H screens for 42" horizon. Specify 21" H screens for a 49" horizon. Returns (file tops or AutoStrada worksurfaces) must be at the same height as worksurface.
- Specify side brackets separately.
- Veneer grain direction is horizontal.

Return screens

Tackable fabric surface

description	application	w	d	h	pattern no.	list	10	15	20	30	35	40	45
 Return screen to 43" H	54"	52"	1 1/4"	14"	XTRS1 5414F () () ()	\$838.	\$859.	\$863.	\$883.	\$899.	\$899.	\$936.	
	60"	58"	1 1/4"	14"	XTRS1 6014F () () ()	845.	866.	870.	894.	911.	911.	952.	
	66"	64"	1 1/4"	14"	XTRS1 6614F () () ()	862.	885.	890.	916.	935.	935.	978.	
	72"	70"	1 1/4"	14"	XTRS1 7214F () () ()	867.	893.	898.	928.	946.	946.	996.	
	78"	76"	1 1/4"	14"	XTRS1 7814F () () ()	998.	1,025.	1,031.	1,061.	1,083.	1,083.	1,136.	
 Return screen to 50" H	54"	52"	1 1/4"	21"	XTRS1 5421F () () ()	820.	838.	842.	865.	881.	881.	917.	
	60"	58"	1 1/4"	21"	XTRS1 6021F () () ()	851.	872.	875.	900.	918.	918.	957.	
	66"	64"	1 1/4"	21"	XTRS1 6621F () () ()	857.	880.	884.	909.	930.	930.	973.	
	72"	70"	1 1/4"	21"	XTRS1 7221F () () ()	862.	887.	893.	921.	942.	942.	990.	
	78"	76"	1 1/4"	21"	XTRS1 7821F () () ()	1,017.	1,045.	1,051.	1,081.	1,104.	1,104.	1,155.	
Side screen brackets (pair)	postformed edge				XTSM1P ()	243.							
	squared edge				XTSM1S ()	173.							

Order Code

Example:	XTRS16014F20
	(W2801) 611
XT	Crinion Open Table
RS1	Return screen
60	Width
14	Height
F	Surface
20	Fabric grade
W2801	Fabric
611	Frame finish

Specifications

1. Tackable fabric surface is suffix F.
 2. Select fabric surface finish code from list on page Crinion Open Table.
 3. Specify frame finish.
- Frame is clear anodized aluminum or any standard paint finish except 613 Silver.
- Fabric is railroaded.
- Brackets are available in all paint finishes.

Application Notes

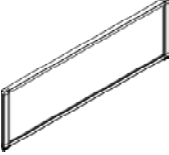
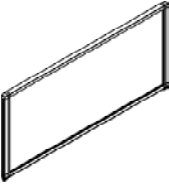
Fabric return screens span the depth of Crinion Open Table worksurfaces and the width of a 30", 36" or 42" worksurface planned as perpendicular return. Specify 14" H screens for 43" horizon. Specify 21" H screens for a 50" horizon. Returns must be at the same height as worksurface.

Specify mounting brackets separately.

Dual end screens

Acrylic, Marker or veneer surface

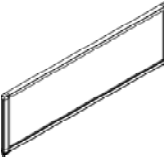
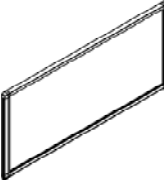
AutoStrada

description	application	w	d	h	pattern no.	list	Opal acrylic	Trans. acrylic / Marker	V1	V2	V3	
	Dual end screens to 43" H	24" D dual	48"	1 1/4"	14"	XTES1 4814 () () ()	\$750.	\$776.	\$1,054.	\$1,163.	\$1,380.	
		30" D dual	60"	1 1/4"	14"	XTES1 6014 () () ()	979.	1,034.	1,148.	1,279.	1,550.	
		36" D dual	72"	1 1/4"	14"	XTES1 7214 () () ()	1,008.	1,062.	1,212.	1,360.	1,686.	
	acrylic shown											
	Dual end screens to 50" H	24" D dual	48"	1 1/4"	21"	XTES1 4821 () () ()	893.	936.	1,164.	1,309.	1,621.	
		30" D dual	60"	1 1/4"	21"	XTES1 6021 () () ()	1,152.	1,232.	1,261.	1,434.	1,824.	
		36" D dual	72"	1 1/4"	21"	XTES1 7221 () () ()	1,181.	1,369.	1,311.	1,511.	1,982.	
	acrylic shown											
Replacement mast Kit	acrylic center screen					XTSM1C ()	98.					
	slatwall center screen					XTSM1SLAT ()	259.					
End screen brackets (pair)	tapered edge					XTSM1KK ()	173.					
	worksurface											
Side screen brackets (pair)	postformed edge					XTSM1P ()	243.					
	squared edge					XTSM1S ()	173.					

Order Code	Specifications	Application Notes
Example: XTES16014A O AA		
XT Crinion Open Table	1. Specify surface <i>A = Acrylic</i> <i>V = Veneer</i> <i>M = Marker</i>	Dual end screens clamp to front edge of worksurface on either side of table. Specify 14" H screens for a 42" horizon. Specify 21" H screens for a 49" horizon. Side screens align with center screens when worksurfaces are set at 28 3/8" H.
ES1 End screen	2. For Acrylic surface specify <i>O = Opal</i> <i>T = Translucent</i> Veneer surfaces may be any standard AutoStrada V1, V2 or V3 veneer. Specify veneer finish code from Crinion Open Table.	
60 Width	3. Specify frame finish.	Specify end screen brackets separately for each screen.
14 Height		Veneer grain direction is horizontal.
A Surface		
O Opal		
AA Frame finish		
	Frame is clear anodized aluminum or any standard paint finish except 613 Silver.	
	Brackets are available in all paint finishes.	
	Replacement mast kit for acrylic center screen is 812 Easy Grey or 111 Black.	

Dual end screens

Tackable fabric surface

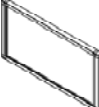
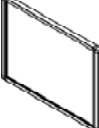
description	application	w	d	h	pattern no.	list	10	15	20	30	35	40	45
 Dual end screens to 43" H	24" D dual	48"	1 1/4"	14"	XTES1 4814F () ()	\$772.	\$791.	\$794.	\$813.	\$827.	\$827.	\$860.	
	30" D dual	60"	1 1/4"	14"	XTES1 6014F () ()	845.	866.	870.	894.	911.	911.	952.	
	36" D dual	72"	1 1/4"	14"	XTES1 7214F () ()	867.	893.	898.	927.	946.	946.	996.	
 Dual end screens to 50" H	24" D dual	48"	1 1/4"	21"	XTES1 4821F () ()	834.	852.	857.	874.	890.	890.	922.	
	30" D dual	60"	1 1/4"	21"	XTES1 6021F () ()	906.	929.	933.	956.	974.	974.	1,014.	
	36" D dual	72"	1 1/4"	21"	XTES1 7221F () ()	919.	944.	948.	977.	999.	999.	1,045.	
Replacement mast Kit	acrylic center screen				XTSM1C ()	98.							
	slatwall center screen				XTSM1SLAT ()	259.							
End screen brackets (pair)	tapered edge worksurface				XTSM1KK ()	173.							
Side screen brackets (pair)	postformed edge				XTSM1P ()	243.							
	squared edge				XTSM1S ()	173.							

Order Code	Specifications	Application Notes
Example: XTES16014F20 (W2801) 112 XT Crinion Open Table ES1 End screen 60 Width 14 Height F Surface 20 Fabric grade W2801 Fabric 112 Frame finish	<ol style="list-style-type: none"> Tackable fabric surface is suffix F. Select fabric surface finish code from list on page Crinion Open Table. Specify frame finish. <p>Frame is clear anodized aluminum or any standard paint finish except 613 Silver.</p> <p>Fabric is railroaded.</p> <p>Brackets are available in all paint finishes.</p> <p>Replacement mast kit is 812 Easy Grey or 111 Black.</p>	<p>Dual end screens clamp to front edge of worksurface on either side of table. Specify 14" H screens for a 43" horizon. Specify 21" H screens for a 50" horizon. Side screens align with center screens when worksurfaces are set at 28 3/8" H.</p> <p>Specify end screen brackets separately for each screen.</p>

Single sided end screen

Acrylic, Marker or veneer surface

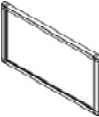
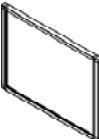
AutoStrada

description	application	w	d	h	pattern no.	list	Opal	Trans.	V1	V2	V3
							acrylic	acrylic / Marker			
 Single sided end screens to 43" H	24" D Single sided	24 1/2"	1 1/4"	14"	XTES1 2414 () () ()		\$605.	\$621.	\$911.	\$978.	\$1,077.
	30" D Single sided	30 1/2"	1 1/4"	14"	XTES1 3014 () () ()		634.	656.	940.	1,016.	1,143.
	36" D Single sided	36 1/2"	1 1/4"	14"	XTES1 3614 () () ()		691.	719.	965.	1,051.	1,206.
	acrylic shown										
 Single sided end screen to 50" H	24" D single sided	24 1/2"	1 1/4"	21"	XTES1 2421 () () ()		691.	719.	976.	1,058.	1,200.
	30" D single sided	30 1/2"	1 1/4"	21"	XTES1 3021 () () ()		721.	753.	1,007.	1,103.	1,284.
	36" D single sided	36 1/2"	1 1/4"	21"	XTES1 3621 () () ()		777.	815.	1,035.	1,147.	1,368.
	acrylic shown										
Single sided end screen brackets (set)	postformed edge				XTSM1PC ()		174.				
	square edge				XTSM1SC ()		128.				
	tapered edge				XTSM1KC ()		128.				

Order Code	Specifications	Application Notes
Example: XTES13614A O 114		
XT Crinion Open Table	1. Specify surface <i>A = Acrylic</i> <i>V = Veneer</i> <i>M = Marker</i>	Single sided end screens clamp to front edge of worksurface and attach to top of channel. Specify 14" H screens for a 42" horizon. Specify 21" H screens for a 49" horizon. Side screens align with center screens when worksurfaces are set at 28 3/8" H.
ES1 End screen	2. For Acrylic surface specify <i>O = Opal</i> <i>T = Translucent</i> Veneer surfaces may be any standard AutoStrada V1, V2 or V3 veneer. Specify veneer finish code from Crinion Open Table.	
36 Width	3. Specify frame finish. Frame is clear anodized aluminum or any standard paint finish except 613 Silver. Brackets are available in all paint finishes.	
14 Height		Specify end screen brackets separately for each screen. Veneer grain direction is horizontal.
A Surface		
O Opal		
114 Frame finish		

Single sided end screen

Tackable fabric surface

description	application	w	d	h	pattern no.	list	10	15	20	30	35	40	45
	24" D Single sided	24 1/2"	1 1/4"	14"	XTES1 2414F () () ()	\$687.	\$695.	\$697.	\$707.	\$714.	\$714.	\$730.	
	30" D Single sided	30 1/2"	1 1/4"	14"	XTES1 3014F () () ()	707.	719.	721.	732.	741.	741.	760.	
	36" D Single sided	36 1/2"	1 1/4"	14"	XTES1 3614F () () ()	728.	741.	757.	767.	767.	767.	792.	
	24" D single sided	24 1/2"	1 1/4"	21"	XTES1 2421F () () ()	718.	726.	727.	737.	744.	744.	760.	
	30" D single sided	30 1/2"	1 1/4"	21"	XTES1 3021F () () ()	748.	758.	760.	772.	781.	781.	801.	
	36" D single sided	36 1/2"	1 1/4"	21"	XTES1 3621F () () ()	762.	775.	777.	792.	802.	802.	826.	
Single sided end screen brackets (set)	postformed edge				XTSM1PC ()	174.							
	square edge				XTSM1SC ()	128.							
	tapered edge				XTSM1KC ()	128.							

Order Code	Specifications	Application Notes
Example: XTES13614F20 (W2801) 111		
XT Crinion Open Table	1. Tackable fabric surface is suffix F.	Single sided end screens clamp to front edge of worksurface and attach to top of channel. Specify 14" H screens for a 43" horizon. Specify 21" H screens for a 50" horizon.
ES1 End screen	2. Select fabric surface finish code from list on page Crinion Open Table.	Side screens align with center screens when worksurfaces are set at 28 3/8" H.
36 Width	3. Specify frame finish.	
14 Height		
F Surface	Frame is clear anodized aluminum or any paint finish except 613 Silver.	Specify end screen brackets separately for each screen.
20 Fabric grade		
W2801 Fabric	Fabric is railroaded.	
111 Frame finish	Brackets are available in all paint finishes.	

Frameless glass Add up for *Crinion Open Table*

AutoStrada

description	w	d	h	pattern number	clear tempered	powder
Frameless glass Add ups	48"	1/2"	12"	XAUA 1248G () ()	\$514.	\$534.
	60"	1/2"	12"	XAUA 1260G () ()	628.	654.
	72"	1/2"	12"	XAUA 1272G () ()	742.	771.



Order Code	Specifications	Application Notes
Example: XAUA 1248G TEMP AA	<i>Add up type:</i>	Frameless glass addups for Crinion Open Table match those available for the AutoStrada spine.
X Crinion Open Table	G Glass	
AUA Frameless addup screen	Glass add-ups are available with the following glass options: TEMP Clear tempered GL13 Powder	Tempered glass in clear or powered finish is 1/2" thick. Base frame is secured with bolts to top channel for frameless glass addups.
48 Width		
12 Height		
G Glass	Specify base finish: AA anodized aluminum and all standard painted finishes except 613 Silver.	Frameless addups cannot be mounted to standard top channel included with base assemblies.
TEMP Finish		
AA Base finish		Base extrusion is clear anodized aluminum or any standard painted finish except Silver.

Morrison Network privacy screens mounting kit for Crinion Open Table

AutoStrada

description	w	d	h	pattern number	list price
Fabric screen mounting kit				XTPS1MZKIT	\$117.



Crinion Open Table

Order Code	Specifications	Applications notes
Example: XTPS1MZKIT		
XT	Crinion Open Table	<p>Crinion Open Tables are designed to accept Morrison Network privacy screens with fabric screen mounting kit. Screens are tackable fabric, $\frac{3}{4}$" thick, in widths corresponding to Crinion worksurfaces 48", 60" or 72" wide. Specify screens MZ1-B4815F, MZ1B6015F or MZ1B7215F.</p> <p>Specify one mounting kit for each screen. Fabric screen mounting kits include two uprights that fasten to the top channel at any point. Uprights slide into internal channels in screens. Fabric screens do not align in height with acrylic privacy screens.</p>
PS1	Privacy Screen	
MZ	Fabric	
KIT	Kit	

Alpha-Numeric Index

<i>pattern no.</i>	<i>page</i>	<i>pattern no.</i>	<i>page</i>	<i>pattern no.</i>	<i>page</i>	<i>pattern no.</i>	<i>page</i>
A1CHLTT102	126	A1PGG4972	89, 113	AAMTB	232	AAWS C0736 A	26
A1CHLTT108	126	A1SGG4860	89, 113	AAMTC24	232	AAWS C0736 F	28
A1CHLTT114	126	A1SGG4872	89, 113	AAMTC30	232	AAWS C0736 M	23
A1CHLTT120	126	A3CPBDL	173	AAMTC36	232	AAWS C0736 P	32
A1CHLTT126	126	A3CPBDR	173	AAMTC42	232	AAWS C0736 R	21
A1CHLTT132	126	A3CPBS	173	AAMTC48	232	AAWS C0736 S	22
A1CHLTT138	126	AA1 30E	86	AAMTC54	232	AAWS C0742	30
A1CHLTT144	126	AA1 39E	86	AAMTC60	232	AAWS C0742 A	26
A1CHLTT60	126	AA1 48E	86	AAMTC66	232	AAWS C0742 F	28
A1CHLTT66	126	AA1 64E	86	AAMTC72	232	AAWS C0742 M	23
A1CHLTT72	126	AA1 ARE	71	AAMTCH24	232	AAWS C0742 P	32
A1CHLTT78	126	AA1 BS	233	AAMTCH30	232	AAWS C0742 R	21
A1CHLTT84	126	AA1 T06	86	AAMTCH36	232	AAWS C0742 S	22
A1CHLTT90	126	AA1 T18	86	AAMTCH42	232	AAWS C0748	30
A1CHLTT96	126	AA1 T24	86	AAMTCH48	232	AAWS C0748 A	26
A1CRTT102	126	AA1 T30	86	AAMTCH54	232	AAWS C0748 F	28
A1CRTT108	126	AA1 T36	86	AAMTCH60	232	AAWS C0748 M	23
A1CRTT114	126	AA1 T42	86	AAMTCH66	232	AAWS C0748 P	32
A1CRTT120	126	AA1 T48	86	AAMTCH72	232	AAWS C0748 R	21
A1CRTT126	126	AA1 T60	86	AAMTT	232	AAWS C0748 S	22
A1CRTT132	126	AA1 T72	87	AAV1 4824 S2D1F	179	AAWS C0754	30
A1CRTT138	126	AA1ARODN	211	AAV1 4830 S2D1F	179	AAWS C0754 A	26
A1CRTT144	126	AA1CET39	70	AAV1 6424 S2D2F	179	AAWS C0754 F	28
A1CRTT60	126	AA1CET48	70	AAV1 6430 S2D2F	179	AAWS C0754 M	23
A1CRTT66	126	AA1CET64	70	AAWS BC 036	18	AAWS C0754 P	32
A1CRTT72	126	AA1DHPS36(5)	76	AAWS BC 042	18	AAWS C0754 R	21
A1CRTT78	126	AA1DHPS42(5)	76	AAWS BC 048	18	AAWS C0754 S	22
A1CRTT84	126	AA1DHPS50(5)	76	AAWS BC 054	18	AAWS C0760	30
A1CRTT90	126	AA1DHPS57(5)	76	AAWS BC 060	18	AAWS C0760 A	26
A1CRTT96	126	AA1DHPS64(5)	76	AAWS BC 066	18	AAWS C0760 F	28
A1FHETE34	125	AA1DHTC	76	AAWS BC 072	18	AAWS C0760 M	23
A1FHETE42	125	AA1GPS	75	AAWS BC 078	18	AAWS C0760 P	32
A1FHETE49	125	AA1MPS30	70	AAWS BC 084	18	AAWS C0760 R	21
A1FHETE64	125	AA1MPS39	70	AAWS BC 090	18	AAWS C0760 S	22
A1GCTDK60141(L/V/M)	216	AA1MPS42	70	AAWS BC 096	18	AAWS C0766	30
A1GCTDK60142(L/V/M)	216	AA1MPS48	70	AAWS BC 102	18	AAWS C0766 A	26
A1GCTDK72141(L/V/M)	216	AA1MPS56	70	AAWS BC 108	18	AAWS C0766 F	28
A1GCTDK72142(L/V/M)	216	AA1MPS64	70	AAWS BC 114	18	AAWS C0766 M	23
A1GCTDK90141(L/V/M)	216	AA1MPS74	70	AAWS BC 120	18	AAWS C0766 P	32
A1GCTDK90142(L/V/M)	216	AA1MPS80	70	AAWS BC 126	18	AAWS C0766 R	21
A1GCTDK96141(L/V/M)	216	AA1MRS	70	AAWS BC 132	18	AAWS C0766 S	22
A1GCTDK96142(L/V/M)	216	AA1NSK	87	AAWS BC 138	18	AAWS C0772	30
A1GGPC4234(L/R)	89, 113	AA1OR	60	AAWS BC 144	18	AAWS C0772 A	26
A1GGPC4934(L/R)	89, 113	AA1ORD	60	AAWS BE	36, 37	AAWS C0772 F	28
A1GGSE30(L/R)	89, 113	AA1RE	87	AAWS BE27	43	AAWS C0772 M	23
A1GGSPSC30(L/R)	89, 113	AA1ROUP	211	AAWS BE28	43	AAWS C0772 P	32
A1HLETE3442	125	AA1ROXUP	211	AAWS C0724	30	AAWS C0772 R	21
A1HLETE3449	125	AA1RPS34	72	AAWS C0724 A	26	AAWS C0772 S	22
A1HLETE3464	125	AA1RPS42	72	AAWS C0724 F	28	AAWS C0778	30
A1HLETE4249	125	AA1RPS49	72	AAWS C0724 M	23	AAWS C0778 F	28
A1HLETE4264	125	AA1RPS64	72	AAWS C0724 P	32	AAWS C0778 P	32
A1HLETE4964	125	AA1RPS79	72	AAWS C0724 R	21	AAWS C0778 R	21
A1HLPTE3442	125	AA1RTC	73	AAWS C0724 S	22	AAWS C0778 S	22
A1HLPTE3449	125	AA1UA39	77	AAWS C0730	30	AAWS C0784	30
A1HLPTE3464 (F/T)	125	AA1UA48	77	AAWS C0730 A	26	AAWS C0784 F	28
A1HLPTE4249	125	AA1UA64	77	AAWS C0730 F	28	AAWS C0784 P	32
A1HLPTE4264 (F/T)	125	AA1UPS39	77	AAWS C0730 M	23	AAWS C0784 R	21
A1HLPTE4964	125	AA1UPS48	77	AAWS C0730 P	32	AAWS C0784 S	22
A1PGG4260	89, 113	AA1UPS64	77	AAWS C0730 R	21	AAWS C0790	30
A1PGG4272	89, 113	AA2 MTC	70	AAWS C0730 S	22	AAWS C0790 F	28
A1PGG4960	89, 113	AA2 UTC	77	AAWS C0736	30	AAWS C0790 P	32

<i>pattern no.</i>	<i>page</i>	<i>pattern no.</i>	<i>page</i>	<i>pattern no.</i>	<i>page</i>	<i>pattern no.</i>	<i>page</i>
AAWS C0790 R	21	AAWS C1572 F	28	AAWS C2260 F	29	AAWS C3060	31
AAWS C0790 S	22	AAWS C1572 G	34	AAWS C2260 G	34	AAWS C3060 A	27
AAWS C0796	30	AAWS C1572 L	25	AAWS C2260 L	25	AAWS C3060 F	29
AAWS C0796 F	28	AAWS C1572 M	23	AAWS C2260 M	23	AAWS C3060 M	23
AAWS C0796 P	32	AAWS C1572 P	32	AAWS C2260 P	33	AAWS C3060 P	33
AAWS C0796 R	21	AAWS C1578	30	AAWS C2266	31	AAWS C3066	31
AAWS C0796 S	22	AAWS C1578 F	28	AAWS C2266 A	27	AAWS C3066 A	27
AAWS C1524	30	AAWS C1578 L	25	AAWS C2266 F	29	AAWS C3066 F	29
AAWS C1524 A	26	AAWS C1578 P	32	AAWS C2266 G	34	AAWS C3066 M	23
AAWS C1524 F	28	AAWS C1584	30	AAWS C2266 L	25	AAWS C3066 P	33
AAWS C1524 G	34	AAWS C1584 F	28	AAWS C2266 M	23	AAWS C3072	31
AAWS C1524 L	25	AAWS C1584 L	25	AAWS C2266 P	33	AAWS C3072 A	27
AAWS C1524 M	23	AAWS C1584 P	32	AAWS C2272	31	AAWS C3072 F	29
AAWS C1524 P	32	AAWS C1590	30	AAWS C2272 A	27	AAWS C3072 M	23
AAWS C1530	30	AAWS C1590 F	28	AAWS C2272 F	29	AAWS C3072 P	33
AAWS C1530 A	26	AAWS C1590 L	25	AAWS C2272 G	34	AAWS C3078	31
AAWS C1530 F	28	AAWS C1590 P	32	AAWS C2272 L	25	AAWS C3078 F	29
AAWS C1530 G	34	AAWS C1596	30	AAWS C2272 M	23	AAWS C3078 P	33
AAWS C1530 L	25	AAWS C1596 F	28	AAWS C2272 P	33	AAWS C3084	31
AAWS C1530 M	23	AAWS C1596 L	25	AAWS C2278	31	AAWS C3084 F	29
AAWS C1530 P	32	AAWS C1596 P	32	AAWS C2278 F	29	AAWS C3084 P	33
AAWS C1536	30	AAWS C2224	31	AAWS C2278 L	25	AAWS C3090	31
AAWS C1536 A	26	AAWS C2224 A	27	AAWS C2278 P	33	AAWS C3090 F	29
AAWS C1536 F	28	AAWS C2224 F	29	AAWS C2284	31	AAWS C3090 P	33
AAWS C1536 G	34	AAWS C2224 G	34	AAWS C2284 F	29	AAWS C3096	31
AAWS C1536 L	25	AAWS C2224 L	25	AAWS C2284 L	25	AAWS C3096 F	29
AAWS C1536 M	23	AAWS C2224 M	23	AAWS C2284 P	33	AAWS C3096 P	33
AAWS C1536 P	32	AAWS C2224 P	33	AAWS C2290	31	AAWS C4524 M	24
AAWS C1542	30	AAWS C2230	31	AAWS C2290 F	29	AAWS C4530 M	24
AAWS C1542 A	26	AAWS C2230 A	27	AAWS C2290 L	25	AAWS C4536 M	24
AAWS C1542 F	28	AAWS C2230 F	29	AAWS C2290 P	33	AAWS C4542 M	24
AAWS C1542 G	34	AAWS C2230 G	34	AAWS C2296	31	AAWS C4548 M	24
AAWS C1542 L	25	AAWS C2230 L	25	AAWS C2296 F	29	AAWS C4554 M	24
AAWS C1542 M	23	AAWS C2230 M	23	AAWS C2296 L	25	AAWS C4560 M	24
AAWS C1542 P	32	AAWS C2230 P	33	AAWS C2296 P	33	AAWS C4566 M	24
AAWS C1548	30	AAWS C2236	31	AAWS C3024	31	AAWS C4572 M	24
AAWS C1548 A	26	AAWS C2236 A	27	AAWS C3024 A	27	AAWS CC 036	16
AAWS C1548 F	28	AAWS C2236 F	29	AAWS C3024 F	29	AAWS CC 042	16
AAWS C1548 G	34	AAWS C2236 G	34	AAWS C3024 M	23	AAWS CC 048	16
AAWS C1548 L	25	AAWS C2236 L	25	AAWS C3024 P	33	AAWS CC 054	16
AAWS C1548 M	23	AAWS C2236 M	23	AAWS C3030	31	AAWS CC 060	16
AAWS C1548 P	32	AAWS C2236 P	33	AAWS C3030 A	27	AAWS CC 066	16
AAWS C1554	30	AAWS C2242	31	AAWS C3030 F	29	AAWS CC 072	16
AAWS C1554 A	26	AAWS C2242 A	27	AAWS C3030 M	23	AAWS CC 078	16
AAWS C1554 F	28	AAWS C2242 F	29	AAWS C3030 P	33	AAWS CC 084	16
AAWS C1554 G	34	AAWS C2242 G	34	AAWS C3036	31	AAWS CC 090	16
AAWS C1554 L	25	AAWS C2242 L	25	AAWS C3036 A	27	AAWS CC 096	16
AAWS C1554 M	23	AAWS C2242 M	23	AAWS C3036 F	29	AAWS CC 102	16
AAWS C1554 P	32	AAWS C2242 P	33	AAWS C3036 M	23	AAWS CC 108	16
AAWS C1560	30	AAWS C2248	31	AAWS C3036 P	33	AAWS CC 114	16
AAWS C1560 A	26	AAWS C2248 A	27	AAWS C3042	31	AAWS CC 120	16
AAWS C1560 F	28	AAWS C2248 F	29	AAWS C3042 A	27	AAWS CC 126	16
AAWS C1560 G	34	AAWS C2248 G	34	AAWS C3042 F	29	AAWS CC 132	16
AAWS C1560 L	25	AAWS C2248 L	25	AAWS C3042 M	23	AAWS CC 138	16
AAWS C1560 M	23	AAWS C2248 M	23	AAWS C3042 P	33	AAWS CC 144	16
AAWS C1560 P	32	AAWS C2248 P	33	AAWS C3048	31	AAWS CG	45
AAWS C1566	30	AAWS C2254	31	AAWS C3048 A	27	AAWS CH	45
AAWS C1566 A	26	AAWS C2254 A	27	AAWS C3048 F	29	AAWS CT24	43
AAWS C1566 F	28	AAWS C2254 F	29	AAWS C3048 M	23	AAWS CT30	43
AAWS C1566 G	34	AAWS C2254 G	34	AAWS C3048 P	33	AAWS CT36	43
AAWS C1566 L	25	AAWS C2254 L	25	AAWS C3054	31	AAWS CT42	43
AAWS C1566 M	23	AAWS C2254 M	23	AAWS C3054 A	27	AAWS CT48	43
AAWS C1566 P	32	AAWS C2254 P	33	AAWS C3054 F	29	AAWS CT54	43
AAWS C1572	30	AAWS C2260	31	AAWS C3054 M	23	AAWS CT60	43
AAWS C1572 A	26	AAWS C2260 A	27	AAWS C3054 P	33	AAWS CT66	43

<i>pattern no.</i>	<i>page</i>	<i>pattern no.</i>	<i>page</i>	<i>pattern no.</i>	<i>page</i>	<i>pattern no.</i>	<i>page</i>
AAWS CT72	43	AAWS LS3612	37	AAWS OBS 66	40	AAWS RPM1 05	44
AAWS DS0605	35	AAWS LS4209 G	36	AAWS OBS 72	40	AAWS RPM2 02	44
AAWS DS2405	35	AAWS LS4212	37	AAWS OBS 78	40	AAWS RPM2 05	44
AAWS DS3005	35	AAWS LS4809 G	36	AAWS OBS 84	40	AAWS RPM2I 05	44
AAWS DS3605	35	AAWS LS4812	37	AAWS OBS 90	40	AAWS TC 036	14
AAWS DS4205	35	AAWS LS5409 G	36	AAWS OBS 96	40	AAWS TC 042	14
AAWS DS4805	35	AAWS LS5412	37	AAWS OGD 18L	41	AAWS TC 048	14
AAWS DS5405	35	AAWS LS6009 G	36	AAWS OGD 18R	41	AAWS TC 054	14
AAWS DS6005	35	AAWS LS6012	37	AAWS OGD 24	41	AAWS TC 060	14
AAWS DS6605	35	AAWS LS6609 G	36	AAWS OGD 30	41	AAWS TC 066	14
AAWS DS7205	35	AAWS LS6612	37	AAWS OGD 36	41	AAWS TC 072	14
AAWS EASEL	45	AAWS LS7209 G	36	AAWS OGD 42	41	AAWS TC 078	14
AAWS ET 106	19	AAWS LS7212	37	AAWS OGD 48	41	AAWS TC 084	14
AAWS ET 114	19	AAWS MT24	45	AAWS OGD 54	41	AAWS TC 090	14
AAWS ET 144	19	AAWS MT30	45	AAWS OGD 60	41	AAWS TC 096	14
AAWS ET 69	19	AAWS MT36	45	AAWS OGD 66	41	AAWS TC 102	14
AAWS ET 84	19	AAWS MT42	45	AAWS OGD 72	41	AAWS TC 108	14
AAWS ET 91	19	AAWS MT48	45	AAWS OGD 78	41	AAWS TC 114	14
AAWS ET 99	19	AAWS MT54	45	AAWS OGD 84	41	AAWS TC 120	14
AAWS ETO 69	19	AAWS MT60	45	AAWS OGD 90	41	AAWS TC 126	14
AAWS ETO 84	19	AAWS MT66	45	AAWS OGD 96	41	AAWS TC 132	14
AAWS F2236	13	AAWS MT72	45	AAWS OGO 18	38	AAWS TC 138	14
AAWS F2248	13	AAWS OBD 18L	41	AAWS OGO 24	38	AAWS TC 144	14
AAWS F3036	13	AAWS OBD 18R	41	AAWS OGO 30	38	AAWS TU 036	15
AAWS F3048	13	AAWS OBD 24	41	AAWS OGO 36	38	AAWS TU 042	15
AAWS F6936	13	AAWS OBD 30	41	AAWS OGO 42	38	AAWS TU 048	15
AAWS F6948	13	AAWS OBD 36	41	AAWS OGO 48	38	AAWS TU 054	15
AAWS F8436	13	AAWS OBD 42	41	AAWS OGO 54	38	AAWS TU 060	15
AAWS F8448	13	AAWS OBD 48	41	AAWS OGO 60	38	AAWS TU 066	15
AAWS IBT	19	AAWS OBD 54	41	AAWS OGO 66	38	AAWS TU 072	15
AAWS IC 024	17	AAWS OBD 60	41	AAWS OGO 72	38	AAWS TU 078	15
AAWS IC 030	17	AAWS OBD 66	41	AAWS OGO 78	38	AAWS TU 084	15
AAWS IC 036	17	AAWS OBD 72	41	AAWS OGO 84	38	AAWS TU 090	15
AAWS IC 042	17	AAWS OBD 78	41	AAWS OGO 90	38	AAWS TU 096	15
AAWS IC 048	17	AAWS OBD 84	41	AAWS OGO 96	38	AAWS TU 102	15
AAWS IC 054	17	AAWS OBD 90	41	AAWS OGR 42	39	AAWS TU 108	15
AAWS IC 060	17	AAWS OBD 96	41	AAWS OGR 48	39	AAWS TU 114	15
AAWS IC 066	17	AAWS OBO 18	38	AAWS OGR 54	39	AAWS TU 120	15
AAWS IC 072	17	AAWS OBO 24	38	AAWS OGR 60	39	AAWS TU 126	15
AAWS IC 078	17	AAWS OBO 30	38	AAWS OGR 66	39	AAWS TU 132	15
AAWS IC 084	17	AAWS OBO 36	38	AAWS OGR 72	39	AAWS TU 138	15
AAWS IC 090	17	AAWS OBO 42	38	AAWS OGR 78	39	AAWS TU 144	15
AAWS IC 096	17	AAWS OBO 48	38	AAWS OGR 84	39	AAWS US2409 G	36
AAWS IC 102	17	AAWS OBO 54	38	AAWS OGR 90	39	AAWS US2412	37
AAWS IC 108	17	AAWS OBO 60	38	AAWS OGR 96	39	AAWS US3009 G	36
AAWS IC 114	17	AAWS OBO 66	38	AAWS OGS 42	40	AAWS US3012	37
AAWS IC 120	17	AAWS OBO 72	38	AAWS OGS 48	40	AAWS US3609 G	36
AAWS IC 126	17	AAWS OBO 78	38	AAWS OGS 54	40	AAWS US3612	37
AAWS IC 132	17	AAWS OBO 84	38	AAWS OGS 60	40	AAWS US4209 G	36
AAWS IC 138	17	AAWS OBO 90	38	AAWS OGS 66	40	AAWS US4212	37
AAWS IC 144	17	AAWS OBO 96	38	AAWS OGS 72	40	AAWS US4809 G	36
AAWS IL 106	20	AAWS OBR 42	39	AAWS OGS 78	40	AAWS US4812	37
AAWS IL 114	20	AAWS OBR 48	39	AAWS OGS 84	40	AAWS US5409 G	36
AAWS IL 144	20	AAWS OBR 54	39	AAWS OGS 90	40	AAWS US5412	37
AAWS IL 69	20	AAWS OBR 60	39	AAWS OGS 96	40	AAWS US6009 G	36
AAWS IL 84	20	AAWS OBR 66	39	AAWS OL 106	20	AAWS US6012	37
AAWS IL 91	20	AAWS OBR 72	39	AAWS OL 144	20	AAWS US6609 G	36
AAWS IL 99	20	AAWS OBR 78	39	AAWS OL 69	20	AAWS US6612	37
AAWS ILO 69	20	AAWS OBR 84	39	AAWS OL 91	20	AAWS US7209 G	36
AAWS ILO 84	20	AAWS OBR 90	39	AAWS OL 99	20	AAWS US7212	37
AAWS LS2409 G	36	AAWS OBR 96	39	AAWS OLO 69	20	AAWS VFC	19
AAWS LS2412	37	AAWS OBS 42	40	AAWS OLO 84	20	AAWS WMC	45
AAWS LS3009 G	36	AAWS OBS 48	40	AAWS PH	45	AAWS WOMK 18	42
AAWS LS3012	37	AAWS OBS 54	40	AAWS RET	21	AAWS WOMK 24	42
AAWS LS3609 G	36	AAWS OBS 60	40	AAWS RO MK	42	AAWS WOMK 30	42

<i>pattern no.</i>	<i>page</i>	<i>pattern no.</i>	<i>page</i>	<i>pattern no.</i>	<i>page</i>	<i>pattern no.</i>	<i>page</i>
AAWS WOMK 36	42	ACBL4930	159	ACFR6426	167	ACKL822WE	176
AAWS WOMK 42	42	ACBL4932	159	ACFR6430	166	ACKL823WE	176
AAWS WOMK 48	42	ACBR4224	159	ACFR6432	167	ACKR722WE	176
AAWS WOMK 54	42	ACBR4226	159	ACGL4924	170	ACKR723WE	176
AAWS WOMK 60	42	ACBR4230	159	ACGL4926	170	ACKR822WE	176
AAWS WOMK 66	42	ACBR4232	159	ACGL4930	170	ACKR823WE	176
AAWS WOMK 72	42	ACBR4924	159	ACGL4932	170	ACL722M	176
AAWS WOMK 78	42	ACBR4926	159	ACGL6424	170	ACL722W	176
AAWS WOMK 84	42	ACBR4930	159	ACGL6426	170	ACL723M	176
AAWS WOMK 90	42	ACBR4932	159	ACGL6430	170	ACL723W	176
AAWS WOMK 96	42	ACCL4224	160	ACGL6432	170	ACL822M	176
AB1 AC24	233	ACCL4226	160	ACGR4924	170	ACL822W	176
AB1-ABC24	233	ACCL4230	160	ACGR4926	170	ACL823M	176
AB1AS27	236	ACCL4232	160	ACGR4930	170	ACL823W	176
AB1AS28	236	ACCL4924	160	ACGR4932	170	ACMCL	243
AB1AS30	236	ACCL4926	160	ACGR6424	170	ACMML722	177
AB1ASC27	236	ACCL4930	160	ACGR6426	170	ACMML723	177
AB1ASC28	236	ACCL4932	160	ACGR6430	170	ACMML822	177
AB1ASC30	236	ACCR4224	160	ACGR6432	170	ACMML823	177
AB1AW27	236	ACCR4226	160	ACHL4924M	171	ACMMR722	177
AB1AW28	236	ACCR4230	160	ACHL4924W	172	ACMMR723	177
AB2 AE	233	ACCR4232	160	ACHL4926M	171	ACMMR822	177
AB2 FE27	233	ACCR4924	160	ACHL4926W	172	ACMMR823	177
AB2 FE28	233	ACCR4926	160	ACHL4930M	171	ACMWL722	177
AC1 39L2	85	ACCR4930	160	ACHL4930W	172	ACMWL723	177
AC1 39T3	85	ACCR4932	160	ACHL4932M	171	ACMWL822	177
AC1 39V2	85	ACDL4924	161	ACHL4932W	172	ACMWL823	177
AC1 39X4	85	ACDL4926	161	ACHL6424M	171	ACMWR722	177
AC1 39Y3	85	ACDL4930	161	ACHL6424W	172	ACMWR723	177
AC1 48L2	85	ACDL4932	161	ACHL6426M	171	ACMWR822	177
AC1 48T3	85	ACDR4924	161	ACHL6426W	172	ACMWR823	177
AC1 48V2	85	ACDR4926	161	ACHL6430M	171	ACW722	178
AC1 48X4	85	ACDR4930	161	ACHL6430W	172	ACW723	178
AC1 48Y3	86	ACDR4932	161	ACHL6432M	171	ACW822	178
AC1 64L2	85	ACEL4924	164	ACHL6432W	172	ACW823	178
AC1 64T3	85	ACEL4926	164	ACHR4924M	171	ACWJ(L/R)4224	162
AC1 64V2	85	ACEL4930	164	ACHR4924W	172	ACWJ(L/R)4226	162
AC1 64X4	85	ACEL4932	164	ACHR4926M	171	ACWJ(L/R)4230	162
AC1 64Y3	86	ACEL6424	164	ACHR4926W	172	ACWJ(L/R)4232	162
ACA1 30E1	86	ACEL6426	164	ACHR4930M	171	ACWJ(L/R)4924	162
ACA1 39E1	86	ACEL6430	164	ACHR4930W	172	ACWJ(L/R)4926	162
ACA1 48E1	86	ACEL6432	164	ACHR4932M	171	ACWJ(L/R)4930	162
ACA1 64E1	86	ACER4924	164	ACHR4932W	172	ACWJ(L/R)4932	162
ACAL4224	158	ACER4926	164	ACHR6424M	171	ACWJ(L/R)6424	162
ACAL4226	158	ACER4930	164	ACHR6424W	172	ACWJ(L/R)6426	162
ACAL4230	158	ACER4932	164	ACHR6426M	171	ACWJ(L/R)6430	162
ACAL4232	158	ACER6424	164	ACHR6426W	172	ACWJ(L/R)6432	162
ACAL4924	158	ACER6426	165	ACHR6430M	171	ACWK(L/R)4224	163
ACAL4926	158	ACER6430	164	ACHR6430W	172	ACWK(L/R)4226	163
ACAL4930	158	ACER6432	165	ACHR6432M	171	ACWK(L/R)4230	163
ACAL4932	158	ACF	243	ACHR6432W	172	ACWK(L/R)4232	163
ACAR4224	158	ACFG	243	ACHL4930	168	ACWK(L/R)4924	163
ACAR4226	158	ACFL4924	166	ACHL4932	168	ACWK(L/R)4926	163
ACAR4230	158	ACFL4926	166	ACHL6430	169	ACWK(L/R)4930	163
ACAR4232	158	ACFL4930	166	ACHL6432	169	ACWK(L/R)4932	163
ACAR4924	158	ACFL4932	166	ACIR4930	168	ACWK(L/R)6424	163
ACAR4926	158	ACFL6424	166	ACIR4932	168	ACWK(L/R)6426	163
ACAR4930	158	ACFL6426	166	ACIR6430	169	ACWK(L/R)6430	163
ACAR4932	158	ACFL6430	166	ACIR6432	169	ACWK(L/R)6432	163
ACBL4224	159	ACFL6432	166	ACJ722WE	175	ADS 0821	54
ACBL4226	159	ACFR4924	166	ACJ723WE	175	ADS 0824	54
ACBL4230	159	ACFR4926	166	ACJ822WE	175	ADS 0833	54
ACBL4232	159	ACFR4930	166	ACJ823WE	175	ADS 0836	54
ACBL4924	159	ACFR4932	166	ACKL722WE	176	ADS 0845	54
ACBL4926	159	ACFR6424	166	ACKL723WE	176	ADS 0848	54

<i>pattern no.</i>	<i>page</i>	<i>pattern no.</i>	<i>page</i>	<i>pattern no.</i>	<i>page</i>	<i>pattern no.</i>	<i>page</i>
ADS 0857	54	AG1B3930	88	AMB42E844	141	AMBL545	146
ADS 0860	54	AG1B3936	88	AMB42E845	141	AMBL604	145
ADS 0869	54	AG1B3942	88	AMB42E904	141	AMBL605	146
ADS 0872	54	AG1B3948	88	AMB42E905	141	AMBL664	145
AFB16	190	AG1B3954	88	AMB42E964	141	AMBL665	146
AFB19	190	AG1B3960	88	AMB42E965	141	AMBL724	145
AFB30	190	AG1B3966	88	AMB42L424	137	AMBL725	146
AFB36	190	AG1B3972	88	AMB42L425	138	AMBL784	145
AFB42	190	AG1B3978	88	AMB42L484	137	AMBL785	146
AFB60	190	AG1B3984	88	AMB42L485	138	AMBL844	145
AFB72	190	AG1B3990	88	AMB42L544	137	AMBL845	146
AFB84	190	AG1B3996	88	AMB42L545	138	AMBL904	145
AFB90	190	AG1B4920	88	AMB42L604	137	AMBL905	146
AFB96	190	AG1B4924	88	AMB42L605	138	AMBL964	145
AFPB10(E/P)(M)	187	AG1B4930	88	AMB42L664	137	AMBL965	146
AFPB10(E/P)(W)	185	AG1B4936	88	AMB42L665	138	AMBR424	145
AFPB11(E/P)(M)	187	AG1B4942	88	AMB42L724	137	AMBR425	146
AFPB11(E/P)(W)	185	AG1B4948	88	AMB42L725	138	AMBR484	145
AFPB20(E/P)(M)	187	AG1B4954	88	AMB42L784	137	AMBR485	146
AFPB20(E/P)(W)	185	AG1B4960	88	AMB42L785	138	AMBR544	145
AFPB21(E/P)(M)	187	AG1B4966	88	AMB42L844	137	AMBR545	146
AFPB21(E/P)(W)	185	AG1B4972	88	AMB42L845	138	AMBR604	145
AFPB30(E/P)(M)	187	AG1B4978	88	AMB42L904	137	AMBR605	146
AFPB30(E/P)(W)	185	AG1B4984	88	AMB42L905	138	AMBR664	145
AFPB31(E/P)(M)	187	AG1B4990	88	AMB42L964	137	AMBR665	146
AFPB31(E/P)(W)	185	AG1B4996	88	AMB42L965	138	AMBR724	145
AFPF10(E/P)(M)	187	AHHSM36	238	AMB42R424	137	AMBR725	146
AFPF10(E/P)(W)	185	AHHSM42	238	AMB42R425	138	AMBR784	145
AFPF11(E/P)(M)	187	AHHSM48	238	AMB42R484	137	AMBR785	146
AFPF11(E/P)(W)	185	AHHSM54	238	AMB42R485	138	AMBR844	145
AFPF12(E/P)(M)	187	AHHSM60	238	AMB42R544	137	AMBR845	146
AFPF12(E/P)(W)	185	AHHSM66	238	AMB42R545	138	AMBR904	145
AFPF13(E/P)(M)	187	AHHSM72	238	AMB42R604	137	AMBR905	146
AFPF13(E/P)(W)	185	AHHSM78	238	AMB42R605	138	AMBR964	145
AFPF14(E/P)(W)	185	AHHSM84	238	AMB42R664	137	AMBR965	146
AFPF20(E/P)(M)	187	AHHSM90	238	AMB42R665	138	AMC42E604	142
AFPF20(E/P)(W)	185	AHHSM96	238	AMB42R724	137	AMC42E605	142
AFPF21(E/P)(M)	187	AHLTTE18	125	AMB42R725	138	AMC42E664	142
AFPF21(E/P)(W)	185	AHLTTE20	125	AMB42R784	137	AMC42E665	142
AFPF22(E/P)(M)	187	AHLTTE24	125	AMB42R785	138	AMC42E724	142
AFPF22(E/P)(W)	185	AHLTTE30	125	AMB42R844	137	AMC42E725	142
AFPF23(E/P)(M)	187	AHLTTE36	125	AMB42R845	138	AMC42E784	142
AFPF23(E/P)(W)	185	AHLTTE42	125	AMB42R904	137	AMC42E785	142
AFPF24(E/P)(W)	185	AHLTTE48	125	AMB42R905	138	AMC42E844	142
AFPF30(E/P)(M)	187	ALIT5E19	213	AMB42R964	137	AMC42E845	142
AFPF30(E/P)(W)	185	ALIT5E25	213	AMB42R965	138	AMC42E904	142
AFPF31(E/P)(M)	187	ALIT5E37	213	AMBE604	149	AMC42E905	142
AFPF31(E/P)(W)	185	ALIT5E49	213	AMBE605	149	AMC42E964	142
AFPH12(E/P)(L/N)(W)	189	ALIT5E61	213	AMBE664	149	AMC42E965	142
AFPH13(E/P)(L/N)(W)	189	ALIT5E73	213	AMBE665	149	AMC42L424	139
AFPH14(E/P)(L/N)(W)	189	ALIT5E85	213	AMBE724	149	AMC42L425	140
AFPH22(E/P)(L/N)(W)	189	ALBL24	237	AMBE725	149	AMC42L484	139
AFPH23(E/P)(L/N)(W)	189	ALBL30	237	AMBE784	149	AMC42L485	140
AFPH24(E/P)(L/N)(W)	189	ALBL36	237	AMBE785	149	AMC42L544	139
AFPHL10(E/P)(L/N)(W)	189	ALBR24	237	AMBE844	149	AMC42L545	140
AFPHL11(E/P)(L/N)(W)	189	ALBR30	237	AMBE845	149	AMC42L604	139
AFPHL20(E/P)(L/N)(W)	189	ALBR36	237	AMBE904	149	AMC42L605	140
AFPHL21(E/P)(L/N)(W)	189	AMB42E604	141	AMBE905	149	AMC42L664	139
AFPHR10(E/P)(L/N)(W)	189	AMB42E605	141	AMBE964	149	AMC42L665	140
AFPHR11(E/P)(L/N)(W)	189	AMB42E664	141	AMBE965	149	AMC42L724	139
AFPHR20(E/P)(L/N)(W)	189	AMB42E665	141	AMBL424	145	AMC42L725	140
AFPHR21(E/P)(L/N)(W)	189	AMB42E724	141	AMBL425	146	AMC42L784	139
AG1B	75	AMB42E725	141	AMBL484	145	AMC42L785	140
AG1B3920	88	AMB42E784	141	AMBL485	146	AMC42L844	139
AG1B3924	88	AMB42E785	141	AMBL544	145	AMC42L845	140

<i>pattern no.</i>	<i>page</i>	<i>pattern no.</i>	<i>page</i>	<i>pattern no.</i>	<i>page</i>	<i>pattern no.</i>	<i>page</i>
AMG42L904	139	AMGR605	148	APIL 4830 N	82	APCA 0936 C	52
AMG42L905	140	AMGR664	147	APIL 4830G	83	APCA 0936 S	52
AMG42L964	139	AMGR665	148	APIL 4836 N	82	APCA 0948	55
AMG42L965	140	AMGR724	147	APIL 4836G	83	APCA 0948 A	56
AMG42R424	139	AMGR725	148	APIL 4842 N	82	APCA 0948 C	52
AMG42R425	140	AMGR784	147	APIL 4842G	83	APCA 0948 S	52
AMG42R484	139	AMGR785	148	APIL 4848 N	82	APCA 0960	55
AMG42R485	140	AMGR844	147	APIL 4848G	83	APCA 0960 A	56
AMG42R544	139	AMGR845	148	APIL 4860 N	82	APCA 0960 C	52
AMG42R545	140	AMGR904	147	APIL 4872 N	82	APCA 0960 S	52
AMG42R604	139	AMGR905	148	APIL 6418 A	82	APCA 0972	55
AMG42R605	140	AMGR964	147	APIL 6418G	83	APCA 0972 A	56
AMG42R664	139	AMGR965	148	APIL 6424 A	82	APCA 0972 C	52
AMG42R665	140	AMGTTA	157	APIL 6424G	83	APCA 0972 S	52
AMG42R724	139	AMGTTB	157	APIL 6430 A	82	APCA 1612	55
AMG42R725	140	AMGTTC	157	APIL 6430G	83	APCA 1612 A	56
AMG42R784	139	AMGTTD	157	APIL 6436 A	82	APCA 1624	55
AMG42R785	140	AMPB10(E/P)(M)	188	APIL 6436G	83	APCA 1624 A	56
AMG42R844	139	AMPB10(E/P)(W)	186	APIL 6442 A	82	APCA 1636	55
AMG42R845	140	AMPB11(E/P)(M)	188	APIL 6442G	83	APCA 1636 A	56
AMG42R904	139	AMPB11(E/P)(W)	186	APIL 6448 A	82	APCA 1648	55
AMG42R905	140	AMPB20(E/P)(M)	188	APIL 6448G	83	APCA 1648 A	56
AMG42R964	139	AMPB20(E/P)(W)	186	APIL 6460 A	82	APCA 1660	55
AMG42R965	140	AMPB21(E/P)(M)	188	APIW 1624G	84	APCA 1660 A	56
AMGE604	150	AMPB21(E/P)(W)	186	APIW 1630G	84	APCA 1672	55
AMGE605	150	AOB4242	153	APIW 1636G	84	APCA 1672 A	56
AMGE664	150	AOB4248	153	APIW 1642G	84	APCA 1812	55
AMGE665	150	AOB4254	153	APIW 1648G	84	APCA 1812 A	56
AMGE724	150	AOB4260	153	APIW 1660G	84	APCA 1824	55
AMGE725	150	AOB4266	153	APIW 1672G	84	APCA 1824 A	56
AMGE784	150	AOB4272	153	APIW 1824G	84	APCA 1836	55
AMGE785	150	AOB4278	153	APIW 1830G	84	APCA 1836 A	56
AMGE844	150	AOBS42	154	APIW 1836G	84	APCA 1848	55
AMGE845	150	AOBS48	154	APIW 1842G	84	APCA 1848 A	56
AMGE904	150	AOBS54	154	APIW 1848G	84	APCA 1860	55
AMGE905	150	AOBS60	154	APIW 1860G	84	APCA 1860 A	56
AMGE964	150	AOBS66	154	APIW 1872G	84	APCA 1872	55
AMGE965	150	AOBS72	154	APIW 2224G	84	APCA 1872 A	56
AMGL424	147	AOBS78	154	APIW 2230G	84	APCA 2712	55
AMGL425	148	APIL 3018 N	82	APIW 2236G	84	APCA 2712 A	56
AMGL484	147	APIL 3024 N	82	APIW 2242G	84	APCA 2724	55
AMGL485	148	APIL 3030 N	82	APIW 2248G	84	APCA 2724 A	56
AMGL544	147	APIL 3036 N	82	APIW 2260G	84	APCA 2736	55
AMGL545	148	APIL 3042 N	82	APIW 2272G	84	APCA 2736 A	56
AMGL604	147	APIL 3048 N	82	APIW 2524G	84	APCA 2748	55
AMGL605	148	APIL 3060 N	82	APIW 2530G	84	APCA 2748 A	56
AMGL664	147	APIL 3072 N	82	APIW 2536G	84	APCA 2760	55
AMGL665	148	APIL 3918 N	82	APIW 2542G	84	APCA 2760 A	56
AMGL724	147	APIL 3918G	83	APIW 2548G	84	APCA 2772	55
AMGL725	148	APIL 3924 N	82	APIW 2560G	84	APCA 2772 A	56
AMGL784	147	APIL 3924G	83	APIW 2572G	84	APCA AZ48	51
AMGL785	148	APIL 3930 N	82	APA 39	46	APCA AZ48S	50
AMGL844	147	APIL 3930G	83	APA 48	46	APCA AZ60	51
AMGL845	148	APIL 3936 N	82	APA 64	46	APCA AZ60S	50
AMGL904	147	APIL 3936G	83	APA1 LF	87	APCA AZ72	51
AMGL905	148	APIL 3942 N	82	APCA 0912	55	APCA AZ72S	50
AMGL964	147	APIL 3942G	83	APCA 0912 A	56	APCA HOC	53
AMGL965	148	APIL 3948 N	82	APCA 0912 C	52	APCA OC	52
AMGR424	147	APIL 3948G	83	APCA 0912 S	52	APF1 3948	46
AMGR425	148	APIL 3960 N	82	APCA 0924	55	APF1 3960	46
AMGR484	147	APIL 3972 N	82	APCA 0924 A	56	APF1 3972	46
AMGR485	148	APIL 4818 N	82	APCA 0924 C	52	APF1 4848	46
AMGR544	147	APIL 4818G	83	APCA 0924 S	52	APF1 4860	46
AMGR545	148	APIL 4824 N	82	APCA 0936	55	APF1 4872	46
AMGR604	147	APIL 4824G	83	APCA 0936 A	56	APF1 6448	46

<i>pattern no.</i>	<i>page</i>	<i>pattern no.</i>	<i>page</i>	<i>pattern no.</i>	<i>page</i>	<i>pattern no.</i>	<i>page</i>
APF1 6460	46	APHOCD84	198	APT	48	AR1 TJ1	79
APF1 6472	46	APHOCD90	198	APT 48	47	AR1 TJ10	79
APFA1 3948	46	APHOCD96	198	APT 60	47	AR1 TJ12	79
APFA1 3960	46	APHOGO42	197	APT 72	47	AR1 TJ2	79
APFA1 3972	46	APHOGO48	197	APT1 C24	48	AR1 TJ3	79
APFA1 4848	46	APHOGO54	197	APT1 C36	48	AR1 TJ4	79
APFA1 4860	46	APHOGO60	197	APT1 C48	48	AR1 TJ5	79
APFA1 4872	46	APHOGO66	197	APT1 C60	48	AR1 TJ6	79
APFA1 6448	46	APHOGO72	197	APT1 C72	48	AR1 TJ8	79
APFA1 6460	46	APHOGO78	197	APTA 48	47	AR1 TOM	79
APFA1 6472	46	APHOGO84	197	APTA 60	47	AR1 TPH1	79
APHOBD42	198	APHOGO90	197	APTA 72	47	AR1 TPH2	79
APHOBD48	198	APHOGO96	197	APTA C24	48	AR1 TPI5	79
APHOBD54	198	APHOGR42	201	APTA C36	48	AR1 TPIC	79
APHOBD60	198	APHOGR48	201	APTA C48	48	AR1 TT1	79
APHOBD66	198	APHOGR54	201	APTA C60	48	AR1 TT3	79
APHOBD72	198	APHOGR60	201	APTA C72	48	AR1 TT5	79
APHOBD78	198	APHOGR66	201	APTA CC	48	AR1 TT8	79
APHOBD84	198	APHOGR72	201	APTA CC1	48	AR1-ELS-B	78, 79
APHOBD90	198	APHOGR78	201	APTH	49	AS1 BKH	184
APHOBD96	198	APHOGR84	201	APTH 120	47	AS1 BKL	184
APHOBO42	197	APHOGR90	201	APTH 48	47	AS1 DPAD	182, 183
APHOBO48	197	APHOGR96	201	APTH 60	47	AS1 SPAD	182, 183
APHOBO54	197	APHOGS42	200	APTH 72	47	AS2 PT(C)	184
APHOBO60	197	APHOGS48	200	APTH 96	47	AS2 PT(N)	184
APHOBO66	197	APHOGS54	200	APTL	49	ASAMP1616	219
APHOBO72	197	APHOGS60	200	APTL 120	47	ASBC18 (L/R)	235
APHOBO78	197	APHOGS66	200	APTL 48	47	ASBC24 (L/R)	235
APHOBO84	197	APHOGS72	200	APTL 60	47	ASBF1 36	191
APHOBO90	197	APHOGS78	200	APTL 72	47	ASBF1 42	191
APHOBO96	197	APHOGS84	200	APTL 96	47	ASBF1 48	191
APHOBR42	201	APHOGS90	200	APTLL26	236	ASBS1 36	191
APHOBR48	201	APHOGS96	200	APTLL27	236	ASBS1 42	191
APHOBR54	201	APHOCT60	199	APTLL28	236	ASBS1 48	191
APHOBR60	201	APHOCT66	199	APX CIP4	80	ASBT1 36	191
APHOBR66	201	APHOCT72	199	APX CIP6	80	ASBT1 42	191
APHOBR72	201	APHOCT78	199	APX CIP8	80	ASBT1 48	191
APHOBR78	201	APHOCT84	199	AR1 DA	78, 79	ASFS1FF18	180
APHOBR84	201	APHOCT90	199	AR1 DB	78, 79	ASFS1FF24	180
APHOBR90	201	APHOCT96	199	AR1 DC	79	ASFS1PDF18	180
APHOBR96	201	APLP10	127	AR1 DX	78, 79	ASFS1PDF24	180
APHOBS42	200	APLP25	127	AR1 DY	78, 79	ASFS1WDD30	180
APHOBS48	200	APRA 480	48	AR1 DZ	79	ASFS1WDD36	180
APHOBS54	200	APRA 600	48	AR1 EJ1	78	ASFS1WDF30	180
APHOBS60	200	APRA 720	48	AR1 EJ10	78	ASFS1WDF36	180
APHOBS66	200	APSA 0921	54	AR1 EJ12	78	ASFS1WFF30	180
APHOBS72	200	APSA 0924	54	AR1 EJ2	78	ASFS1WFF36	180
APHOBS78	200	APSA 0933	54	AR1 EJ3	78	ASFS1WPDF30	180
APHOBS84	200	APSA 0936	54	AR1 EJ4	78	ASFS1WPDF36	180
APHOBS90	200	APSA 0945	54	AR1 EJ5	78	ASM42MB42	143
APHOBS96	200	APSA 0948	54	AR1 EJ6	78	ASM42MB48	143
APHOBT60	199	APSA 0957	54	AR1 EJ8	78	ASM42MB54	143
APHOBT66	199	APSA 0960	54	AR1 EOM	78	ASM42MB60	143
APHOBT72	199	APSA 0969	54	AR1 EPH1	78	ASM42MB66	143
APHOBT78	199	APSA 0972	54	AR1 EPH2	78	ASM42MB72	143
APHOBT84	199	APSA 1621	54	AR1 EPI5	78	ASM42MB78	143
APHOBT90	199	APSA 1624	54	AR1 EPIC	78	ASM42MB84	143
APHOBT96	199	APSA 1633	54	AR1 ET1	78	ASM42MB90	143
APHOCD42	198	APSA 1636	54	AR1 ET3	78	ASM42MB96	143
APHOCD48	198	APSA 1645	54	AR1 ET5	78	ASM42MC42	144
APHOCD54	198	APSA 1648	54	AR1 ET8	78	ASM42MC48	144
APHOCD60	198	APSA 1657	54	AR1 HCC H10	80	ASM42MG54	144
APHOCD66	198	APSA 1660	54	AR1 HOB	53	ASM42MG60	144
APHOCD72	198	APSA 1669	54	AR1 HOB2	53	ASM42MG66	144
APHOCD78	198	APSA 1672	54	AR1 PCC 100	80	ASM42MG72	144

<i>pattern no.</i>	<i>page</i>	<i>pattern no.</i>	<i>page</i>	<i>pattern no.</i>	<i>page</i>	<i>pattern no.</i>	<i>page</i>
ASM42MG78	144	ASMWG60	152	ASOC048	192	ATA1T44848	227
ASM42MG84	144	ASMWG66	152	ASOC054	192	ATA1T46030	227
ASM42MG90	144	ASMWG72	152	ASOC060	192	ATA1T47230	227
ASM42MG96	144	ASMWG78	152	ASOC066	192	ATA1T47236	227
ASM42WB42	143	ASMWG84	152	ASOC072	192	ATARLL3627(L/M/V)	228
ASM42WB48	143	ASMWG90	152	ASOC078	192	ATARLL3628(L/M/V)	228
ASM42WB54	143	ASMWG96	152	ASOC084	192	ATARLL4227(L/M/V)	228
ASM42WB60	143	ASOBD42	193	ASOC090	192	ATARLL4228(L/M/V)	228
ASM42WB66	143	ASOBD48	193	ASOC096	192	ATARLL4827(L/M/V)	228
ASM42WB72	143	ASOBD54	193	ASOCR42	196	ATARLL4828(L/M/V)	228
ASM42WB78	143	ASOBD60	193	ASOCR48	196	ATAT4LL424227(L/M/V)	228
ASM42WB84	143	ASOBD66	193	ASOCR54	196	ATAT4LL424228(L/M/V)	228
ASM42WB90	143	ASOBD72	193	ASOCR60	196	ATAT4LL484827(L/M/V)	228
ASM42WB96	143	ASOBD78	193	ASOCR66	196	ATAT4LL484828(L/M/V)	228
ASM42WG42	144	ASOBD84	193	ASOCR72	196	ATB1426	240
ASM42WG48	144	ASOBD90	193	ASOCR78	196	ATB1432	240
ASM42WG54	144	ASOBD96	193	ASOCR84	196	ATB1442	240
ASM42WG60	144	ASOBO42	192	ASOCR90	196	ATB1448	240
ASM42WG66	144	ASOBO48	192	ASOCR96	196	ATB1454	240
ASM42WG72	144	ASOBO54	192	ASOCS42	195	ATB1460	240
ASM42WG78	144	ASOBO60	192	ASOCS48	195	ATB1466	240
ASM42WG84	144	ASOBO66	192	ASOCS54	195	ATB1472	240
ASM42WG90	144	ASOBO72	192	ASOCS60	195	ATB1478	240
ASM42WG96	144	ASOBO78	192	ASOCS66	195	ATB1484	240
ASMMB42	151	ASOBO84	192	ASOCS72	195	ATB1490	240
ASMMB48	151	ASOBO90	192	ASOCS78	195	ATB1496	240
ASMMB54	151	ASOBO96	192	ASOCS84	195	ATBB42	240
ASMMB60	151	ASOBR42	196	ASOCS90	195	ATBB48	240
ASMMB66	151	ASOBR48	196	ASOCS96	195	ATBB54	240
ASMMB72	151	ASOBR54	196	ASOCT60	194	ATBB60	240
ASMMB78	151	ASOBR60	196	ASOCT66	194	ATBB66	240
ASMMB84	151	ASOBR66	196	ASOCT72	194	ATBB72	240
ASMMB90	151	ASOBR72	196	ASOCT78	194	ATBB78	240
ASMMB96	151	ASOBR78	196	ASOCT84	194	ATBM26	240
ASMMC42	152	ASOBR84	196	ASOCT90	194	ATBM32	240
ASMMC48	152	ASOBR90	196	ASOCT96	194	ATBM42	240
ASMMC54	152	ASOBR96	196	ASWB42	241	ATBM48	240
ASMMC60	152	ASOBS42	195	ASWB48	241	ATBM54	240
ASMMC66	152	ASOBS48	195	ASWB54	241	ATBM60	240
ASMMC72	152	ASOBS54	195	ASWB60	241	ATBM66	240
ASMMC78	152	ASOBS60	195	ASWB66	241	ATBM72	240
ASMMC84	152	ASOBS66	195	ASWB72	241	ATBM78	240
ASMMC90	152	ASOBS72	195	ASWB78	241	ATBM84	240
ASMMC96	152	ASOBS78	195	ASWM26	241	ATBM90	240
ASMS1 DF18	181	ASOBS84	195	ASWM32	241	ATBM96	240
ASMS1 DF24	181	ASOBS90	195	ASWM42	241	ATBT120	237
ASMS1 DFO18	181	ASOBS96	195	ASWM48	241	ATBT124	237
ASMS1 DFO24	181	ASOBT60	194	ASWM54	241	ATBT130	237
ASMS1 FF18	181	ASOBT66	194	ASWM60	241	ATBT136	237
ASMS1 FF24	181	ASOBT72	194	ASWM66	241	ATBT224	237
ASMS1 PDF18	181	ASOBT78	194	ASWM72	241	ATBT230	237
ASMS1 PDF24	181	ASOBT84	194	ASWM78	241	ATBT236	237
ASMWB42	151	ASOBT90	194	ASWM84	241	ATBT242	237
ASMWB48	151	ASOBT96	194	ASWM90	241	ATDT1LFM483027(L/M/V)	229
ASMWB54	151	ASOCD42	193	ASWM96	241	ATDT1LFM483028(L/M/V)	229
ASMWB60	151	ASOCD48	193	ASWRB42	110	ATDT1LFM603027(L/M/V)	229
ASMWB66	151	ASOCD54	193	ASWRB49	110	ATDT1LFM603028(L/M/V)	229
ASMWB72	151	ASOCD60	193	ASWRB64	110	ATDT1LFM723027(L/M/V)	229
ASMWB78	151	ASOCD66	193	ASWRB79	110	ATDT1LFM723028(L/M/V)	229
ASMWB84	151	ASOCD72	193	AT2TB (pair)	235	ATDT1LFM723627(L/M/V)	229
ASMWB90	151	ASOCD78	193	ATA1R36	227	ATDT1LFM723628(L/M/V)	229
ASMWB96	151	ASOCD84	193	ATA1R42	227	ATDT1LFS483027(L/M/V)	229
ASMWG42	152	ASOCD90	193	ATA1R48	227	ATDT1LFS483028(L/M/V)	229
ASMWG48	152	ASOCD96	193	ATA1T44242	227	ATDT1LFS603027(L/M/V)	229
ASMWG54	152	ASOGO42	192	ATA1T44830	227	ATDT1LFS603028(L/M/V)	229

<i>pattern no.</i>	<i>page</i>	<i>pattern no.</i>	<i>page</i>	<i>pattern no.</i>	<i>page</i>	<i>pattern no.</i>	<i>page</i>
ATDT11LFS723027(L/M/V)	229	ATTA24R	231	AW1T1RF4820	217	AW1T1RU6630	221
ATDT11LFS723028(L/M/V)	229	ATTA24S	231	AW1T1RF4824	217	AW1T1RU7220	220
ATDT11LFS723627(L/M/V)	229	ATTA30L	231	AW1T1RF4830	218	AW1T1RU7224	220
ATDT11LFS723628(L/M/V)	229	ATTA30R	231	AW1T1RF4836	218	AW1T1RU7230	221
ATDT11LPM483027(L/M/V)	229	ATTA30S	231	AW1T1RF5420	217	AW1T1RU7820	220
ATDT11LPM483028(L/M/V)	229	ATTA36L	231	AW1T1RF5424	217	AW1T1RU7824	220
ATDT11LPM603027(L/M/V)	229	ATTA36R	231	AW1T1RF5430	218	AW1T1RU7830	221
ATDT11LPM603028(L/M/V)	229	ATTA36S	231	AW1T1RF5436	218	AW1T1RU8420	220
ATDT11LPM723027(L/M/V)	229	ATTA42L	231	AW1T1RF6020	217	AW1T1RU8424	220
ATDT11LPM723028(L/M/V)	229	ATTA42R	231	AW1T1RF6024	217	AW1T1RU8430	221
ATDT11LPM723627(L/M/V)	229	ATTA42S	231	AW1T1RF6030	218	AW1T1RU9020	220
ATDT11LPM723628(L/M/V)	229	ATTA48L	231	AW1T1RF6036	218	AW1T1RU9024	220
ATDT11LPS483027(L/M/V)	230	ATTA48R	231	AW1T1RF6620	217	AW1T1RU9030	221
ATDT11LPS483028(L/M/V)	230	ATTA48S	231	AW1T1RF6624	217	AW1T1RU9620	220
ATDT11LPS603027(L/M/V)	230	ATTA54L	231	AW1T1RF6630	218	AW1T1RU9624	220
ATDT11LPS603028(L/M/V)	230	ATTA54R	231	AW1T1RF6636	218	AW1T1RU9630	221
ATDT11LPS723027(L/M/V)	230	ATTA54S	231	AW1T1RF7220	217	AW1T1WF4823	219
ATDT11LPS723028(L/M/V)	230	ATTA60L	231	AW1T1RF7224	217	AW1T1WF4832	219
ATDT11LPS723627(L/M/V)	230	ATTA60R	231	AW1T1RF7230	218	AW1T1WF6023	219
ATDT11LPS723628(L/M/V)	230	ATTA60S	231	AW1T1RF7236	218	AW1T1WF6032	219
ATDT4LL483027(L/M/V)	228	ATTA66L	231	AW1T1RF7820	217	AW1T1WF7226	219
ATDT4LL483028(L/M/V)	228	ATTA66R	231	AW1T1RF7824	217	AW1T1WF7262	219
ATDT4LL603027(L/M/V)	228	ATTA66S	231	AW1T1RF7830	218	AW1T1WU4823	222
ATDT4LL603028(L/M/V)	228	ATTA72L	231	AW1T1RF7836	218	AW1T1WU4832	222
ATDT4LL723027(L/M/V)	228	ATTA72R	231	AW1T1RF8420	217	AW1T1WU6023	222
ATDT4LL723028(L/M/V)	228	ATTA72S	231	AW1T1RF8424	217	AW1T1WU6032	222
ATDT4LL723627(L/M/V)	228	AUA1 0824 G	81	AW1T1RF8430	218	AW1T1WU7226	222
ATDT4LL723628(L/M/V)	228	AUA1 0836 G	81	AW1T1RF8436	218	AW1T1WU7262	222
ATSBA42	155	AUA1 0848 G	81	AW1T1RF9020	217	AW1T2DW4826	226
ATSBA48	155	AUA1 0860 G	81	AW1T1RF9024	217	AW1T2DW6026	226
ATSBA54	155	AUA1 0872 G	81	AW1T1RF9030	218	AW1T2DW7226	226
ATSBA60	155	AUA1 1224 G	81	AW1T1RF9036	218	AW1T2R3030	223
ATSBA66	155	AUA1 1236 G	81	AW1T1RF9620	217	AW1T2R3036	223
ATSBA72	155	AUA1 1248 G	81	AW1T1RF9624	217	AW1T2R3042	223
ATSBA78	155	AUA1 1260 G	81	AW1T1RF9630	218	AW1T2R3630	223
ATSBB42	155	AUA1 1272 G	81	AW1T1RF9636	218	AW1T2R3636	223
ATSBB48	155	AUA1 1524 G	81	AW1T1RU1820	220	AW1T2R3642	223
ATSBB54	155	AUA1 1536 G	81	AW1T1RU1824	220	AW1T2R4230	223
ATSBB60	155	AUA1 1548 G	81	AW1T1RU1830	220	AW1T2R4236	223
ATSBB66	155	AUA1 1560 G	81	AW1T1RU2020	220	AW1T2R4242	223
ATSBB72	155	AUA1 1572 G	81	AW1T1RU2024	220	AW1T2R4830	223
ATSBB78	155	AW1T1RF1820	217	AW1T1RU2030	220	AW1T2R4836	223
ATSBC42	155	AW1T1RF1824	217	AW1T1RU2420	220	AW1T2R4842	223
ATSBC48	155	AW1T1RF1830	218	AW1T1RU2424	220	AW1T2R5430	223
ATSBC54	155	AW1T1RF1836	218	AW1T1RU2430	220	AW1T2R5436	223
ATSBC60	155	AW1T1RF2020	217	AW1T1RU3020	220	AW1T2R5442	223
ATSBC66	155	AW1T1RF2024	217	AW1T1RU3024	220	AW1T2R6030	223
ATSBC72	155	AW1T1RF2030	218	AW1T1RU3030	221	AW1T2R6036	223
ATSBC78	155	AW1T1RF2036	218	AW1T1RU3620	220	AW1T2R6042	223
ATSBD42	155	AW1T1RF2420	217	AW1T1RU3624	220	AW1T2R6630	223
ATSBD48	155	AW1T1RF2424	217	AW1T1RU3630	221	AW1T2R6636	223
ATSBD54	155	AW1T1RF2430	218	AW1T1RU4220	220	AW1T2R6642	223
ATSBD60	155	AW1T1RF2436	218	AW1T1RU4224	220	AW1T2R7230	223
ATSBD66	155	AW1T1RF3020	217	AW1T1RU4230	221	AW1T2R7236	223
ATSBD72	155	AW1T1RF3024	217	AW1T1RU4820	220	AW1T2R7242	223
ATSBD78	155	AW1T1RF3030	218	AW1T1RU4824	220	AW1T2R7830	223
ATSBE42	155	AW1T1RF3036	218	AW1T1RU4830	221	AW1T2R7836	223
ATSBE48	155	AW1T1RF3620	217	AW1T1RU5420	220	AW1T2R7842	223
ATSBE54	155	AW1T1RF3624	217	AW1T1RU5424	220	AW1T2R8430	223
ATSBE60	156	AW1T1RF3630	218	AW1T1RU5430	221	AW1T2R8436	223
ATSBE66	156	AW1T1RF3636	218	AW1T1RU6020	220	AW1T2R8442	224
ATSBE72	156	AW1T1RF4220	217	AW1T1RU6024	220	AW1T2R9030	223
ATSBE78	156	AW1T1RF4224	217	AW1T1RU6030	221	AW1T2R9036	223
ATSCD19	174	AW1T1RF4230	218	AW1T1RU6620	220	AW1T2R9042	224
ATTA24L	231	AW1T1RF4236	218	AW1T1RU6624	220	AW1T2R9630	223

<i>pattern no.</i>	<i>page</i>	<i>pattern no.</i>	<i>page</i>	<i>pattern no.</i>	<i>page</i>	<i>pattern no.</i>	<i>page</i>
AW1T2R9636	223	AWHOBDS90	209	AWHOGDD96	207	AWHOGSS60	205
AW1T2R9642	224	AWHOBDS96	209	AWHOGDO30	206	AWHOGSS66	205
AW1T2W4823	225	AWHOBDT60	208	AWHOGDO36	206	AWHOGSS72	205
AW1T2W4832	225	AWHOBDT66	208	AWHOGDO42	206	AWHOGSS78	205
AW1T2W6023	225	AWHOBDT72	208	AWHOGDO48	206	AWHOGSS84	205
AW1T2W6032	225	AWHOBDT78	208	AWHOGDO54	206	AWHOGSS90	205
AW1T2W7226	225	AWHOBDT84	208	AWHOGDO60	206	AWHOGSS96	205
AW1T2W7262	225	AWHOBDT90	208	AWHOGDO66	206	AWHOGST60	204
AWBK42	157	AWHOBDT96	208	AWHOGDO72	206	AWHOGST66	204
AWBK48	157	AWHOBSD30	203	AWHOGDO78	206	AWHOGST72	204
AWBK54	157	AWHOBSD36	203	AWHOGDO84	206	AWHOGST78	204
AWBK60	157	AWHOBSD42	203	AWHOGDO90	206	AWHOGST84	204
AWBK66	157	AWHOBSD48	203	AWHOGDO96	206	AWHOGST90	204
AWBK72	157	AWHOBSD54	203	AWHOGDR60	209	AWHOGST96	204
AWBK78	157	AWHOBSD60	203	AWHOGDR66	209	AWHTB30	242
AWBK84	157	AWHOBSD66	203	AWHOGDR72	209	AWHTB36	242
AWBK90	157	AWHOBSD72	203	AWHOGDR78	209	AWHTB42	242
AWBK96	157	AWHOBSD78	203	AWHOGDR84	209	AWHTB48	242
AWBS42	154	AWHOBSD84	203	AWHOGDR90	209	AWHTB54	242
AWBS48	154	AWHOBSD90	203	AWHOGDR96	209	AWHTB60	242
AWBS54	154	AWHOBSD96	203	AWHOGDS60	209	AWHTB66	242
AWBS60	154	AWHOBSD030	202	AWHOGDS66	209	AWHTB72	242
AWBS66	154	AWHOBSD036	202	AWHOGDS72	209	AWHTB78	242
AWBS72	154	AWHOBSD042	202	AWHOGDS78	209	AWHTB84	242
AWBS78	154	AWHOBSD048	202	AWHOGDS84	209	AWHTB90	242
AWBS84	154	AWHOBSD054	202	AWHOGDS90	209	AWHTB96	242
AWBS90	154	AWHOBSD060	202	AWHOGDS96	209	AWM1 S36	239
AWBS96	154	AWHOBSD066	202	AWHOGDT60	208	AWM1 S42	239
AWCPFS	190	AWHOBSD072	202	AWHOGDT66	208	AWM1 S48	239
AWHOBDD30	207	AWHOBSD078	202	AWHOGDT72	208	AWM1 S60	239
AWHOBDD36	207	AWHOBSD084	202	AWHOGDT78	208	AWM1 S66	239
AWHOBDD42	207	AWHOBSD090	202	AWHOGDT84	208	AWM1 S72	239
AWHOBDD48	207	AWHOBSD096	202	AWHOGDT90	208	AWM1 S78	239
AWHOBDD54	207	AWHOBSDR60	205	AWHOGDT96	208	AWM1 S84	239
AWHOBDD60	207	AWHOBSDR66	205	AWHOGSD30	203	AWSO	243
AWHOBDD66	207	AWHOBSDR72	205	AWHOGSD36	203	AWSOG	243
AWHOBDD72	207	AWHOBSDR78	205	AWHOGSD42	203	AWTCT24	174
AWHOBDD78	207	AWHOBSDR84	205	AWHOGSD48	203	AWTCT30	174
AWHOBDD84	207	AWHOBSDR90	205	AWHOGSD54	203	AX1 A34239	72
AWHOBDD90	207	AWHOBSDR96	205	AWHOGSD60	203	AX1 A34939	72
AWHOBDD96	207	AWHOBSS60	205	AWHOGSD66	203	AX1 A34948	72
AWHOBDO30	206	AWHOBSS66	205	AWHOGSD72	203	AX1 A36439	72
AWHOBDO36	206	AWHOBSS72	205	AWHOGSD78	203	AX1 A36448	73
AWHOBDO42	206	AWHOBSS78	205	AWHOGSD84	203	AX1 A36464	73
AWHOBDO48	206	AWHOBSS84	205	AWHOGSD90	203	AX1 HLS4839	60
AWHOBDO54	206	AWHOBSS90	205	AWHOGSD96	203	AX1 HLS6439	60
AWHOBDO60	206	AWHOBSS96	205	AWHOGSO30	202	AX1 HLS6448	60
AWHOBDO66	206	AWHOBST60	204	AWHOGSO36	202	AX1 M3939	71
AWHOBDO72	206	AWHOBST66	204	AWHOGSO42	202	AX1 M4239	71
AWHOBDO78	206	AWHOBST72	204	AWHOGSO48	202	AX1 M4839	71
AWHOBDO84	206	AWHOBST78	204	AWHOGSO54	202	AX1 M4848	71
AWHOBDO90	206	AWHOBST84	204	AWHOGSO60	202	AX1 M5639	71
AWHOBDO96	206	AWHOBST90	204	AWHOGSO66	202	AX1 M5648	71
AWHOBDR60	209	AWHOBST96	204	AWHOGSO72	202	AX1 M6439	71
AWHOBDR66	209	AWHOCDD30	207	AWHOGSO78	202	AX1 M6448	71
AWHOBDR72	209	AWHOCDD36	207	AWHOGSO84	202	AX1 M6464	71
AWHOBDR78	209	AWHOCDD42	207	AWHOGSO90	202	AX1 M8039	71
AWHOBDR84	209	AWHOCDD48	207	AWHOGSO96	202	AX1 M8048	71
AWHOBDR90	209	AWHOCDD54	207	AWHOGSR60	205	AX1 M8064	71
AWHOBDR96	209	AWHOCDD60	207	AWHOGSR66	205	AX1 R34239	72
AWHOBDS60	209	AWHOCDD66	207	AWHOGSR72	205	AX1 R34939	72
AWHOBDS66	209	AWHOCDD72	207	AWHOGSR78	205	AX1 R34948	72
AWHOBDS72	209	AWHOCDD78	207	AWHOGSR84	205	AX1 R36439	72
AWHOBDS78	209	AWHOCDD84	207	AWHOGSR90	205	AX1 R36448	72
AWHOBDS84	209	AWHOCDD90	207	AWHOGSR96	205	AX1 R36464	72

<i>pattern no.</i>	<i>page</i>	<i>pattern no.</i>	<i>page</i>	<i>pattern no.</i>	<i>page</i>	<i>pattern no.</i>	<i>page</i>
AX1 R37939	72	AX1LES39	66	AX2 C6439	71	R3B0T0F6407	74
AX1 R37948	72	AX1LES48	66	AX2 C6448	71	R3B0T0F7907	74
AX1 R37964	72	AX1LES64	66	AX2 C6464	71	R3B0T0H4207	74
AX1 RF1	71	AX1MES30	66	MB1-AUX-C	234	R3B0T0H4907	74
AX1 RF3	71	AX1MES39	66	MB2-C18W-(L/R)	234	R3B0T0H6407	74
AX1 S	60	AX1MES42	66	MB2-C24W-(L/R)	234	R3B0T0H7907	74
AX1 SWS39	60	AX1MES48	66	MB2-C30W-(L/R)	234	R3GAU0818	111
AX1 SWS48	60	AX1MES56	66	MB2-YW-(L/R)	234	R3GAU0820	111
AX1 SWS64	60	AX1MES64	66	MB3-E18W	234	R3GAU0824	111
AX1A C39	57	AX1MES80	66	MB3-E24W	234	R3GAU0830	111
AX1A C48	57	AX1SEA3939	63	MB3-E30W	234	R3GAU0836	111
AX1A C64	57	AX1SEA4239	63	MB3-E36W	234	R3GAU0842	111
AX1A EH39	57	AX1SEA4339 C	63	MB3-EC18W	234	R3GAU0848	111
AX1A EH48	57	AX1SEA4848	63	MB3-EC24W	234	R3GAU1218	111
AX1A EH64	57	AX1SEA4939	63	MB3-EC30W	234	R3GAU1220	111
AX1A EL39	57	AX1SEA4948	63	MC1-39S1	86	R3GAU1224	111
AX1A EL48	57	AX1SEA4964	63	MC1-48S1	86	R3GAU1230	111
AX1A EL64	57	AX1SEA5248 C	63	MC1-64S1	86	R3GAU1236	111
AX1A F39	57	AX1SEA6439	63	MD6-BD	184	R3GAU1242	111
AX1A F48	57	AX1SEA6448	63	MD6-FS	184	R3GAU1248	111
AX1A F64	57	AX1SEA6464	63	MM2-CG	87	R3GAU1518	111
AX1A L39	58	AX1SEA6864 C	63	MWM-J	211	R3GAU1520	111
AX1A L48	58	AX1SEA7948	63	R2AHBW18	124	R3GAU1524	111
AX1A L64	58	AX1SEA7964	63	R2AHBW20	124	R3GAU1530	111
AX1A T39	58	AX1SEC3939	61	R2AHBW24	124	R3GAU1536	111
AX1A T48	58	AX1SEC4039 L	61	R2AHBW30	124	R3GAU1542	111
AX1A T64	58	AX1SEC4239	62	R2AHBW36	124	R3GAU1548	111
AX1A V39	58	AX1SEC4339 C	61	R2AHBW42	124	R3GAUHL0818	111
AX1A V48	58	AX1SEC4839	62	R2AHBW48	124	R3GAUHL0820	111
AX1A V64	58	AX1SEC4848	61	R2AHCN34	124	R3GAUHL0824	111
AX1A X39	58	AX1SEC4948 L	61	R2AHCN42	124	R3GAUHL0830	111
AX1A X48	58	AX1SEC5248 C	61	R2AHCN49	124	R3GAUHL0836	111
AX1A X64	58	AX1SEC5639	62	R2AHCN64	124	R3GAUHL0842	111
AX1A Y39	58	AX1SEC5648	62	R2AHCN79	124	R3GAUHL0848	111
AX1A Y48	58	AX1SEC6439	62	R2AHCR34	124	R3GAUHL1218	112
AX1A Y64	59	AX1SEC6448	62	R2AHCR42	124	R3GAUHL1220	112
AX1AES34	67	AX1SEC6464	61	R2AHCR49	124	R3GAUHL1224	112
AX1AES42	67	AX1SEC6564 L	61	R2AHCR64	124	R3GAUHL1230	112
AX1AES49	67	AX1SEC6864 C	61	R2AHCR79	124	R3GAUHL1236	112
AX1AES64	67	AX1SEC8048	62	R2AHSR18	124	R3GAUHL1242	112
AX1AES79	67	AX1SEC8064	62	R2AHSR20	124	R3GAUHL1248	112
AX1DHES3600L(5)	69	AX1SECBT	61, 62, 63, 64	R2AHSR24	124	R3GAUHL1518	112
AX1DHES3600R(5)	69	AX1SED3939	64	R2AHSR30	124	R3GAUHL1520	112
AX1DHES3603L(5)	69	AX1SED4239	64	R2AHSR36	124	R3GAUHL1524	112
AX1DHES3603R(5)	69	AX1SED4339C	64	R2AHSR42	124	R3GAUHL1530	112
AX1DHES4200L(5)	69	AX1SED4848	64	R2AHSR48	124	R3GAUHL1536	112
AX1DHES4200R(5)	69	AX1SED5039	64	R2AHWR18	124	R3GAUHL1542	112
AX1DHES4203L(5)	69	AX1SED5048	64	R2AHWR20	124	R3GAUHL1548	112
AX1DHES4203R(5)	69	AX1SED5248C	64	R2AHWR24	124	R3R0135VP134	123
AX1DHES5000L(5)	69	AX1SED5739	64	R2AHWR30	124	R3R0135VP142	123
AX1DHES5000R(5)	69	AX1SED5748	64	R2AHWR36	124	R3R0135VP149	123
AX1DHES5003L(5)	69	AX1SED6439	64	R2AHWR42	124	R3R0135VP164	123
AX1DHES5003R(5)	69	AX1SED6448	64	R2AHWR48	124	R3R0135VP234	123
AX1DHES5700L(5)	69	AX1SED6464	64	R2CG	127	R3R0135VP242	123
AX1DHES5700R(5)	69	AX1SED7848	64	R3AUAC10	112	R3R0135VP249	123
AX1DHES5703L(5)	69	AX1SED7864	64	R3B0P0F4207	74	R3R0135VP264	123
AX1DHES5703R(5)	69	AX1SX39 A (L/C/P)	65	R3B0P0F4907	74	R3R0135VP334	123
AX1DHES6400L(5)	69	AX1SX39 C (L/C/P)	65	R3B0P0F6407	74	R3R0135VP342	123
AX1DHES6400R(5)	69	AX1SX48 A (L/C/P)	65	R3B0P0F7907	74	R3R0135VP349	123
AX1DHES6403L(5)	69	AX1SX48 C (L/C/P)	65	R3B0P0H4207	74	R3R0135VP364	123
AX1DHES6403R(5)	69	AX1SX64 A (L/C/P)	65	R3B0P0H4907	74	R3R0135VPL34	123
AX1GES39	68	AX1SX64 C (L/C/P)	65	R3B0P0H6407	74	R3R0135VPL42	123
AX1GES48	68	AX2 C3939	71	R3B0P0H7907	74	R3R0135VPL49	123
AX1LES E	66	AX2 C4839	71	R3B0T0F4207	74	R3R0135VPL64	123
AX1LES30	66	AX2 C4848	71	R3B0T0F4907	74	R3R0135VT134	122

<i>pattern no.</i>	<i>page</i>	<i>pattern no.</i>	<i>page</i>	<i>pattern no.</i>	<i>page</i>	<i>pattern no.</i>	<i>page</i>
R3R0135VT142	122	R3R0TT264	114	R3R1AF34230	93	R3R1ALL4966	95
R3R0135VT149	122	R3R0TT334	114	R3R1AF34236	93	R3R1ALL4972	95
R3R0135VT164	122	R3R0TT342	114	R3R1AF34242	93	R3R1ALL6418	95
R3R0135VT234	122	R3R0TT349	114	R3R1AF34248	93	R3R1ALL6420	95
R3R0135VT242	122	R3R0TT364	114	R3R1AF34918	93	R3R1ALL6424	95
R3R0135VT249	122	R3R0TTL34	114	R3R1AF34924	93	R3R1ALL6430	95
R3R0135VT264	122	R3R0TTL42	114	R3R1AF34930	93	R3R1ALL6436	95
R3R0135VT334	122	R3R0TTL49	114	R3R1AF34936	93	R3R1ALL6442	95
R3R0135VT342	122	R3R0TTL64	114	R3R1AF34942	93	R3R1ALL6448	95
R3R0135VT349	122	R3R1AF13418	91	R3R1AF34948	93	R3R1ALL6460	95
R3R0135VT364	122	R3R1AF13424	91	R3R1AF36418	93	R3R1ALL6466	95
R3R0135VTL34	122	R3R1AF13430	91	R3R1AF36424	93	R3R1ALL6472	95
R3R0135VTL42	122	R3R1AF13436	91	R3R1AF36430	93	R3R1CX14218	107
R3R0135VTL49	122	R3R1AF13442	91	R3R1AF36436	93	R3R1CX14224	107
R3R0135VTL64	122	R3R1AF13448	91	R3R1AF36442	93	R3R1CX14230	107
R3R0LP142	117	R3R1AF14218	91	R3R1AF36448	93	R3R1CX14236	107
R3R0LP149	117	R3R1AF14224	91	R3R1AFL3418	90	R3R1CX14242	107
R3R0LP242	117	R3R1AF14230	91	R3R1AFL3424	90	R3R1CX14248	107
R3R0LP249	117	R3R1AF14236	91	R3R1AFL3430	90	R3R1CX14918	107
R3R0LP342	117	R3R1AF14242	91	R3R1AFL3436	90	R3R1CX14924	107
R3R0LP349	117	R3R1AF14248	91	R3R1AFL3442	90	R3R1CX14930	107
R3R0LPL42	116	R3R1AF14918	91	R3R1AFL3448	90	R3R1CX14936	107
R3R0LPL49	116	R3R1AF14924	91	R3R1AFL4218	90	R3R1CX14942	107
R3R0LT134	116	R3R1AF14930	91	R3R1AFL4224	90	R3R1CX14948	107
R3R0LT142	116	R3R1AF14936	91	R3R1AFL4230	90	R3R1CX16418	107
R3R0LT149	116	R3R1AF14942	91	R3R1AFL4236	90	R3R1CX16424	107
R3R0LT164	116	R3R1AF14948	91	R3R1AFL4242	90	R3R1CX16430	107
R3R0LT234	116	R3R1AF16418	91	R3R1AFL4248	90	R3R1CX16436	107
R3R0LT242	116	R3R1AF16424	91	R3R1AFL4918	90	R3R1CX16442	107
R3R0LT249	116	R3R1AF16430	91	R3R1AFL4924	90	R3R1CX16448	107
R3R0LT264	116	R3R1AF16436	91	R3R1AFL4930	90	R3R1CX24218	108
R3R0LT334	116	R3R1AF16442	91	R3R1AFL4936	90	R3R1CX24224	108
R3R0LT342	116	R3R1AF16448	91	R3R1AFL4942	90	R3R1CX24230	108
R3R0LT349	116	R3R1AF23418	92	R3R1AFL4948	90	R3R1CX24236	108
R3R0LT364	116	R3R1AF23424	92	R3R1AFL6418	90	R3R1CX24242	108
R3R0LTL34	116	R3R1AF23430	92	R3R1AFL6424	90	R3R1CX24248	108
R3R0LTL42	116	R3R1AF23436	92	R3R1AFL6430	90	R3R1CX24918	108
R3R0LTL49	116	R3R1AF23442	92	R3R1AFL6436	90	R3R1CX24924	108
R3R0LTL64	116	R3R1AF23448	92	R3R1AFL6442	90	R3R1CX24930	108
R3R0SP142	121	R3R1AF24218	92	R3R1AFL6448	90	R3R1CX24936	108
R3R0SP149	121	R3R1AF24224	92	R3R1ALL3418	94	R3R1CX24942	108
R3R0SP242	121	R3R1AF24230	92	R3R1ALL3420	94	R3R1CX24948	108
R3R0SP249	121	R3R1AF24236	92	R3R1ALL3424	94	R3R1CX26418	108
R3R0SP342	121	R3R1AF24242	92	R3R1ALL3430	94	R3R1CX26424	108
R3R0SP349	121	R3R1AF24248	92	R3R1ALL3436	94	R3R1CX26430	108
R3R0SPL42	121	R3R1AF24918	92	R3R1ALL3442	94	R3R1CX26436	108
R3R0SPL49	121	R3R1AF24924	92	R3R1ALL3448	94	R3R1CX26442	108
R3R0TOH4207	74	R3R1AF24930	92	R3R1ALL4218	94	R3R1CX26448	108
R3R0TOH4907	74	R3R1AF24936	92	R3R1ALL4220	94	R3R1CX34218	109
R3R0TOH6407	74	R3R1AF24942	92	R3R1ALL4224	94	R3R1CX34224	109
R3R0TP142	114	R3R1AF24948	92	R3R1ALL4230	94	R3R1CX34230	109
R3R0TP149	114	R3R1AF26418	92	R3R1ALL4236	94	R3R1CX34236	109
R3R0TP242	115	R3R1AF26424	92	R3R1ALL4242	94	R3R1CX34242	109
R3R0TP249	115	R3R1AF26430	92	R3R1ALL4248	94	R3R1CX34248	109
R3R0TP342	115	R3R1AF26436	92	R3R1ALL4260	94	R3R1CX34918	109
R3R0TP349	115	R3R1AF26442	92	R3R1ALL4266	94	R3R1CX34924	109
R3R0TPL42	115	R3R1AF26448	92	R3R1ALL4272	94	R3R1CX34930	109
R3R0TPL49	115	R3R1AF33418	93	R3R1ALL4918	95	R3R1CX34936	109
R3R0TT134	114	R3R1AF33424	93	R3R1ALL4920	95	R3R1CX34942	109
R3R0TT142	114	R3R1AF33430	93	R3R1ALL4924	95	R3R1CX34948	109
R3R0TT149	114	R3R1AF33436	93	R3R1ALL4930	95	R3R1CX36418	109
R3R0TT164	114	R3R1AF33442	93	R3R1ALL4936	95	R3R1CX36424	109
R3R0TT234	114	R3R1AF33448	93	R3R1ALL4942	95	R3R1CX36430	109
R3R0TT242	114	R3R1AF34218	93	R3R1ALL4948	95	R3R1CX36436	109
R3R0TT249	114	R3R1AF34224	93	R3R1ALL4960	95	R3R1CX36442	109

<i>pattern no.</i>	<i>page</i>	<i>pattern no.</i>	<i>page</i>	<i>pattern no.</i>	<i>page</i>	<i>pattern no.</i>	<i>page</i>
R3R1CX36448	109	R3R1PF24230	98	R3R2AF16436	101	R3R2ALL4220	104
R3R1CXL4218	106	R3R1PF24236	98	R3R2AF16442	101	R3R2ALL4224	104
R3R1CXL4224	106	R3R1PF24242	98	R3R2AF16448	101	R3R2ALL4230	104
R3R1CXL4230	106	R3R1PF24248	98	R3R2AF23418	102	R3R2ALL4236	104
R3R1CXL4236	106	R3R1PF24918	98	R3R2AF23424	102	R3R2ALL4242	104
R3R1CXL4242	106	R3R1PF24924	98	R3R2AF23430	102	R3R2ALL4248	104
R3R1CXL4248	106	R3R1PF24930	98	R3R2AF23436	102	R3R2ALL4918	105
R3R1CXL4918	106	R3R1PF24936	98	R3R2AF23442	102	R3R2ALL4920	105
R3R1CXL4924	106	R3R1PF24942	98	R3R2AF23448	102	R3R2ALL4924	105
R3R1CXL4930	106	R3R1PF24948	98	R3R2AF24918	102	R3R2ALL4930	105
R3R1CXL4936	106	R3R1PF34218	99	R3R2AF24924	102	R3R2ALL4936	105
R3R1CXL4942	106	R3R1PF34224	99	R3R2AF24930	102	R3R2ALL4942	105
R3R1CXL4948	106	R3R1PF34230	99	R3R2AF24936	102	R3R2ALL4948	105
R3R1CXL6418	106	R3R1PF34236	99	R3R2AF24942	102	R3R2ALL6418	105
R3R1CXL6424	106	R3R1PF34242	99	R3R2AF24948	102	R3R2ALL6420	105
R3R1CXL6430	106	R3R1PF34248	99	R3R2AF26418	102	R3R2ALL6424	105
R3R1CXL6436	106	R3R1PF34918	99	R3R2AF26424	102	R3R2ALL6430	105
R3R1CXL6442	106	R3R1PF34924	99	R3R2AF26430	102	R3R2ALL6436	105
R3R1CXL6448	106	R3R1PF34930	99	R3R2AF26436	102	R3R2ALL6442	105
R3R1LAL134	118	R3R1PF34936	99	R3R2AF26442	102	R3R2ALL6448	105
R3R1LAL142	118	R3R1PF34942	99	R3R2AF26448	102	R3R2SXX4218	110
R3R1LAL149	118	R3R1PF34948	99	R3R2AF33418	103	R3R2SXX4224	110
R3R1LAL164	118	R3R1PFL4218	96	R3R2AF33424	103	R3R2SXX4230	110
R3R1LAL234	119	R3R1PFL4224	96	R3R2AF33430	103	R3R2SXX4236	110
R3R1LAL242	119	R3R1PFL4230	96	R3R2AF33436	103	R3R2SXX4242	110
R3R1LAL249	119	R3R1PFL4236	96	R3R2AF33442	103	R3R2SXX4248	110
R3R1LAL264	119	R3R1PFL4242	96	R3R2AF33448	103	R3R2SXX4918	110
R3R1LAL334	119	R3R1PFL4248	96	R3R2AF34918	103	R3R2SXX4924	110
R3R1LAL342	119	R3R1PFL4918	96	R3R2AF34924	103	R3R2SXX4930	110
R3R1LAL349	119	R3R1PFL4924	96	R3R2AF34930	103	R3R2SXX4936	110
R3R1LAL364	119	R3R1PFL4930	96	R3R2AF34936	103	R3R2SXX4942	110
R3R1LALL34	118	R3R1PFL4936	96	R3R2AF34942	103	R3R2SXX4948	110
R3R1LALL42	118	R3R1PFL4942	96	R3R2AF34948	103	R3R2SXX6418	110
R3R1LALL49	118	R3R1PFL4948	96	R3R2AF36418	103	R3R2SXX6424	110
R3R1LALL64	118	R3R1SA134	120	R3R2AF36424	103	R3R2SXX6430	110
R3R1LAR134	118	R3R1SA142	120	R3R2AF36430	103	R3R2SXX6436	110
R3R1LAR142	118	R3R1SA149	120	R3R2AF36436	103	R3R2SXX6442	110
R3R1LAR149	118	R3R1SA164	120	R3R2AF36442	103	R3R2SXX6448	110
R3R1LAR164	118	R3R1SA234	120	R3R2AF36448	103	R3SPABPT	127
R3R1LAR234	119	R3R1SA242	120	R3R2AFL3418	100	R3SPABTT	127
R3R1LAR242	119	R3R1SA249	120	R3R2AFL3424	100	R3SPABTW	127
R3R1LAR249	119	R3R1SA264	120	R3R2AFL3430	100	R3X34E	120
R3R1LAR264	119	R3R1SA334	121	R3R2AFL3436	100	R3X42E	120
R3R1LAR334	119	R3R1SA342	121	R3R2AFL3442	100	R3X49E	120
R3R1LAR342	119	R3R1SA349	121	R3R2AFL3448	100	R3X64E	120
R3R1LAR349	119	R3R1SA364	121	R3R2AFL4918	100	RBCCP	235
R3R1LAR364	119	R3R1SAL34	120	R3R2AFL4924	100	RBF	235
R3R1LARL34	118	R3R1SAL42	120	R3R2AFL4930	100	RCOUNTWT	186, 187
R3R1LARL42	118	R3R1SAL49	120	R3R2AFL4936	100	RHSC15	127
R3R1LARL49	118	R3R1SAL64	120	R3R2AFL4942	100	RHSC250	127
R3R1LARL64	118	R3R2AF13418	101	R3R2AFL4948	100	RHSC70	127
R3R1PF14218	97	R3R2AF13424	101	R3R2AFL6418	100	RO1-CB	211
R3R1PF14224	97	R3R2AF13430	101	R3R2AFL6424	100	RO1-MPB	211
R3R1PF14230	97	R3R2AF13436	101	R3R2AFL6430	100	RO1-RCB	211
R3R1PF14236	97	R3R2AF13442	101	R3R2AFL6436	100	RO1-RPB	211
R3R1PF14242	97	R3R2AF13448	101	R3R2AFL6442	100	RO1-WMF2	211
R3R1PF14248	97	R3R2AF14918	101	R3R2AFL6448	100	RO1-WMF3	211
R3R1PF14918	97	R3R2AF14924	101	R3R2ALL3418	104	RO1-WMF4	211
R3R1PF14924	97	R3R2AF14930	101	R3R2ALL3420	104	RO3-A30NL	210
R3R1PF14930	97	R3R2AF14936	101	R3R2ALL3424	104	RO3-A30NN	210
R3R1PF14936	97	R3R2AF14942	101	R3R2ALL3430	104	RO3-A30PL	210
R3R1PF14942	97	R3R2AF14948	101	R3R2ALL3436	104	RO3-A30PN	210
R3R1PF14948	97	R3R2AF16418	101	R3R2ALL3442	104	RO3-A36NL	210
R3R1PF24218	98	R3R2AF16424	101	R3R2ALL3448	104	RO3-A36NN	210
R3R1PF24224	98	R3R2AF16430	101	R3R2ALL4218	104	RO3-A36PL	210

<i>pattern no.</i>	<i>page</i>	<i>pattern no.</i>	<i>page</i>	<i>pattern no.</i>	<i>page</i>	<i>pattern no.</i>	<i>page</i>
RO3-A36PN	210	RR3-EJ36	130	RR3-TJ48P	132	RT1 SMK 6013	214
RO3-A42NL	210	RR3-EJ36P	130	RR3-TJ54P	132	RT1 SMK 6015	215
RO3-A42NN	210	RR3-EJ42	130	RR3-TJ60P	132	RT1 SMK 6016	215
RO3-A42PL	210	RR3-EJ42P	130	RR3-TJ66P	132	RT1 SMK 6612	214
RO3-A42PN	210	RR3-EJ48	130	RR3-TJ72P	132	RT1 SMK 6613	214
RO3-A48NL	210	RR3-EJ48P	130	RR3-TJ78P	132	RT1 SMK 6615	215
RO3-A48NN	210	RR3-EJ54P	130	RR3-TJ84P	132	RT1 SMK 6616	215
RO3-A48PL	210	RR3-EJ60P	130	RR3-TJ90P	132	RT1 SMK 7212	214
RO3-A48PN	210	RR3-EJ66P	130	RR3-TJ96P	132	RT1 SMK 7213	214
RO3-A60NL	210	RR3-EJ72P	130	RR3-TPC	131	RT1 SMK 7215	215
RO3-A60NN	210	RR3-EJ78P	130	RR3-TPC24	131	RT1 SMK 7216	215
RO3-A60PL	210	RR3-EJ84P	130	RR3-TPCP	131	RT1 SMK 7812	214
RO3-A60PN	210	RR3-EJ90P	130	RR3-TPCP24	131	RT1 SMK 7813	214
RO3-A72NL	210	RR3-EJ96P	130	RR3-TPCPS	131	RT1 SMK 7815	215
RO3-A72NN	210	RR3-EPC	129	RR3-TPCS	131	RT1 SMK 7816	215
RO3-A72PL	210	RR3-EPC24	129	RR3-TPI	132	RT1 SMK 8412	214
RO3-A72PN	210	RR3-EPCP	129	RR3-TPNY1	132	RT1 SMK 8413	214
RPETAD	184	RR3-EPCP24	129	RR3-TPNY2	132	RT1 SMK 8415	215
RR3CHI241	133	RR3-EPCPS	129	RR3-TPVR	132	RT1 SMK 8416	215
RR3CHI242	133	RR3-EPCS	129	RR3TPVJ	136	RT1 SMK 9012	214
RR3CHI301	133	RR3-EPI	130	RR3TVJ110	136	RT1 SMK 9013	214
RR3CHI302	133	RR3-EPNY1	130	RR3TVJ82	136	RT1 SMK 9015	215
RR3CHI361	133	RR3-EPNY2	130	RR3TVJ96	136	RT1 SMK 9016	215
RR3CHI362	133	RR3-EPVR	130	RR3VDA	135	RT1 SMK 9612	214
RR3CHI421	133	RR3EVJ	136	RR3VDB	135	RT1 SMK 9613	214
RR3CHI422	133	RR3EVJ110	136	RR3VDC	135	RT1 SMK 9615	215
RR3CHI481	133	RR3EVJ82	136	RR3VDX	135	RT1 SMK 9616	215
RR3CHI482	133	RR3EVJ96	136	RR3VDXO	135	RT1 SMK B	214, 215
RR3-DA	129, 131	RR3FDP	135	RR3VDY	135	RTAT5E19	212
RR3-DATSHD	129, 131	RR3-REPI	130	RR3VDYO	135	RTAT5E25	212
RR3-DB	129, 131	RR3-RTPI	132	RR3VDZ	135	RTAT5E37	212
RR3-DC	131	RR3-SP-(A, B, C, X, Y, Z)	132	RR3VDZO	135	RTAT5E49	212
RR3-DX	129, 131	RR3-SP-(A,B,X,Y)	130	RR3VPBK	135	RTAT5E61	212
RR3-DXO	129, 131	RR3-T24	131	RSPABPP	127	XAUA 1248G	296
RR3-DY	129, 131	RR3-T24S	128	RSPABPW	127	XAUA 1260G	296
RR3-DYO	129, 131	RR3-T30NS	131	RSPABWW	127	XAUA 1272G	296
RR3-DZ	131	RR3-T30S	128	RT1 SMK 1812	214	XT1DS4505	287
RR3-DZO	131	RR3-T36NS	131	RT1 SMK 1813	214	XT1DS5705	287
RR3-E24	129	RR3-T36S	128	RT1 SMK 1815	215	XT1DS6905	287
RR3-E24S	128	RR3-T42NS	131	RT1 SMK 1816	215	XT1LS4509	287
RR3-E30NS	129	RR3-T42S	128	RT1 SMK 2412	214	XT1LS5709	287
RR3-E30S	128	RR3-T48NS	131	RT1 SMK 2413	214	XT1LS6909	287
RR3-E36NS	129	RR3-T48S	128	RT1 SMK 2415	215	XT1SA24	287
RR3-E36S	128	RR3-T60-4	131	RT1 SMK 2416	215	XT1SA30	287
RR3-E42NS	129	RR3-T66-4	131	RT1 SMK 3012	214	XT1SA36	287
RR3-E42S	128	RR3-T72-4	131	RT1 SMK 3013	214	XT1SA42	287
RR3-E48NS	129	RR3TBVC50	135	RT1 SMK 3015	215	XT1SA48	287
RR3-E48S	128	RR3TBVC62	135	RT1 SMK 3016	215	XT1SA54	287
RR3-E60-4	129	RR3TBVC64	135	RT1 SMK 3612	214	XT1SA60	287
RR3-E66-4	129	RR3TBVC76	135	RT1 SMK 3613	214	XT1SA66	287
RR3-E72-4	129	RR3TBVC78	135	RT1 SMK 3615	215	XT1SA72	287
RR3EBVC50	135	RR3TBVC90	135	RT1 SMK 3616	215	XTB1 BAS 24D10CF	254
RR3EBVC62	135	RR3-TJ18	132	RT1 SMK 4212	214	XTB1 BAS 24D12CF	254
RR3EBVC64	135	RR3-TJ18P	132	RT1 SMK 4213	214	XTB1 BAS 24D15CF	254
RR3EBVC76	135	RR3-TJ20	132	RT1 SMK 4215	215	XTB1 BAS 24D15SF	254
RR3EBVC78	135	RR3-TJ20P	132	RT1 SMK 4216	215	XTB1 BAS 24D18SF	254
RR3EBVC90	135	RR3-TJ24	132	RT1 SMK 4812	214	XTB1 BAS 24D20SF	254
RR3-EJ18	130	RR3-TJ24P	132	RT1 SMK 4813	214	XTB1 BAS 24D24SF	254
RR3-EJ18P	130	RR3-TJ30	132	RT1 SMK 4815	215	XTB1 BAS 24D25SF	254
RR3-EJ20	130	RR3-TJ30P	132	RT1 SMK 4816	215	XTB1 BAS 24S10CF	255
RR3-EJ20P	130	RR3-TJ36	132	RT1 SMK 5412	214	XTB1 BAS 24S12CF	255
RR3-EJ24	130	RR3-TJ36P	132	RT1 SMK 5413	214	XTB1 BAS 24S15CF	255
RR3-EJ24P	130	RR3-TJ42	132	RT1 SMK 5415	215	XTB1 BAS 24S15SF	255
RR3-EJ30	130	RR3-TJ42P	132	RT1 SMK 5416	215	XTB1 BAS 24S18SF	255
RR3-EJ30P	130	RR3-TJ48	132	RT1 SMK 6012	214	XTB1 BAS 24S20SF	255

<i>pattern no.</i>	<i>page</i>	<i>pattern no.</i>	<i>page</i>	<i>pattern no.</i>	<i>page</i>	<i>pattern no.</i>	<i>page</i>
XTB1 BAS 24S24SF	255	XTB1 BAS 36S25SF	261	XTB1SB12E	267	XTCS1 4721	285
XTB1 BAS 24S25SF	255	XTB1 SLIK	268	XTB1SB15C	267	XTCS1 4721F	286
XTB1 BAS 30D10CA	258	XTB1 SLIK30	268	XTB1SB15E	267	XTCS1 4814	285
XTB1 BAS 30D10CF	256	XTB1 SLIK36	268	XTB1SB4E	267	XTCS1 4814F	286
XTB1 BAS 30D12CA	258	XTB1AC	274	XTB1SB5C	267	XTCS1 4821	285
XTB1 BAS 30D12CF	256	XTB1AC24	274	XTB1SB5E	267	XTCS1 4821F	286
XTB1 BAS 30D15CA	258	XTB1ACEND	275	XTB1SB6C	267	XTCS1 5914	285
XTB1 BAS 30D15CF	256	XTB1DB10C	266	XTB1SB6E	267	XTCS1 5914F	286
XTB1 BAS 30D15SA	258	XTB1DB10E	266	XTB1SB8C	267	XTCS1 5921	285
XTB1 BAS 30D15SF	256	XTB1DB12C	266	XTB1SB8E	267	XTCS1 5921F	286
XTB1 BAS 30D18SA	258	XTB1DB12E	266	XTB1T24	273	XTCS1 6014	285
XTB1 BAS 30D18SF	256	XTB1DB15C	266	XTB1TB10C	265	XTCS1 6014F	286
XTB1 BAS 30D20SA	258	XTB1DB15E	266	XTB1TB10E	265	XTCS1 6021	285
XTB1 BAS 30D20SF	256	XTB1DB4E	266	XTB1TB12C	265	XTCS1 6021F	286
XTB1 BAS 30D24CA	258	XTB1DB5C	266	XTB1TB12E	265	XTCS1 7114	285
XTB1 BAS 30D24CF	256	XTB1DB5E	266	XTB1TB15C	265	XTCS1 7114F	286
XTB1 BAS 30D25CA	258	XTB1DB6C	266	XTB1TB15E	265	XTCS1 7121	285
XTB1 BAS 30D25CF	256	XTB1DB6E	266	XTB1TB4E	265	XTCS1 7121F	286
XTB1 BAS 30S10CA	259	XTB1DB8C	266	XTB1TB5C	265	XTCS1 7214	285
XTB1 BAS 30S10CF	257	XTB1DB8E	266	XTB1TB5E	265	XTCS1 7214F	286
XTB1 BAS 30S12CA	259	XTB1EDD24	268	XTB1TB6C	265	XTCS1 7221	285
XTB1 BAS 30S12CF	257	XTB1EDD30	268	XTB1TB6E	265	XTCS1 7221F	286
XTB1 BAS 30S15CA	259	XTB1EDD36	268	XTB1TB8C	265	XTCS1 SBA	287
XTB1 BAS 30S15CF	257	XTB1EP1DD24	272	XTB1TB8E	265	XTCT6030D	283
XTB1 BAS 30S15SA	259	XTB1EP1DD24P	271	XTB1XD30	273	XTCT6030LD	283
XTB1 BAS 30S15SF	257	XTB1EP1DD30	272	XTB1XD30N	273	XTCT6036D	283
XTB1 BAS 30S18SA	259	XTB1EP1DD30P	271	XTB1XD36	273	XTCT6036LD	283
XTB1 BAS 30S18SF	257	XTB1EP1DD36	272	XTB1XD36N	273	XTCT7230D	283
XTB1 BAS 30S20SA	259	XTB1EP1DD36P	271	XTB1XDD24	268	XTCT7230LD	283
XTB1 BAS 30S20SF	257	XTB1EP1LD24	272	XTB1XDD30	268	XTCT7236D	283
XTB1 BAS 30S24SA	259	XTB1EP1LD24P	271	XTB1XDD36	268	XTCT7236LD	283
XTB1 BAS 30S24SF	257	XTB1EP1LD30	272	XTB1XS30	273	XTDTF42	283
XTB1 BAS 30S25SA	259	XTB1EP1LD30P	271	XTB1XS30N	273	XTDTX42	283
XTB1 BAS 30S25SF	257	XTB1EP1LD36	272	XTB1XS36	273	XTES1 2414	294
XTB1 BAS 36D10CA	262	XTB1EP1LD36P	271	XTB1XS36N	273	XTES1 2414F	295
XTB1 BAS 36D10CF	260	XTB1EP1RD24	272	XTB1YDD24	269	XTES1 2421	294
XTB1 BAS 36D12CA	262	XTB1EP1RD24P	271	XTB1YDD30	269	XTES1 2421F	295
XTB1 BAS 36D12CF	260	XTB1EP1RD30	272	XTB1YDD36	269	XTES1 3014	294
XTB1 BAS 36D15CA	262	XTB1EP1RD30P	271	XTB2LDD	268	XTES1 3014F	295
XTB1 BAS 36D15CF	260	XTB1EP1RD36	272	XTB2LDD24	268	XTES1 3021	294
XTB1 BAS 36D15SA	262	XTB1EP1RD36P	271	XTB2LSD	270	XTES1 3021F	295
XTB1 BAS 36D15SF	260	XTB1EP2DD24	272	XTB2LSD24	270	XTES1 3614	294
XTB1 BAS 36D18SA	262	XTB1EP2DD24P	271	XTBT18	284	XTES1 3614F	295
XTB1 BAS 36D18SF	260	XTB1EP2DD30	272	XTBT24	284	XTES1 3621	294
XTB1 BAS 36D20SA	262	XTB1EP2DD30P	271	XTBT36	284	XTES1 3621F	295
XTB1 BAS 36D20SF	260	XTB1EP2DD36	272	XTBT48	284	XTES1 4814	292
XTB1 BAS 36D24CA	262	XTB1EP2DD36P	271	XTBT60	284	XTES1 4814F	293
XTB1 BAS 36D24CF	260	XTB1EP2SD24	272	XTC1 120 AA	264	XTES1 4821	292
XTB1 BAS 36D25CA	262	XTB1EP2SD24P	271	XTC1 144 AA	264	XTES1 4821F	293
XTB1 BAS 36D25CF	260	XTB1EP2SD30	272	XTC1 48	264	XTES1 6014	292
XTB1 BAS 36S10CA	263	XTB1EP2SD30P	271	XTC1 60	264	XTES1 6014F	293
XTB1 BAS 36S10CF	261	XTB1EP2SD36	272	XTC1 72	264	XTES1 6021	292
XTB1 BAS 36S12CA	263	XTB1EP2SD36P	271	XTC1 96	264	XTES1 6021F	293
XTB1 BAS 36S12CF	261	XTB1ESD24	270	XTC1 END	264	XTES1 7214	292
XTB1 BAS 36S15CA	263	XTB1ESD30	270	XTCA1 120 AA	264	XTES1 7214F	293
XTB1 BAS 36S15CF	261	XTB1ESD36	270	XTCA1 144 AA	264	XTES1 7221	292
XTB1 BAS 36S15SA	263	XTB1FC	274	XTCA1 48	264	XTES1 7221F	293
XTB1 BAS 36S15SF	261	XTB1FC24	274	XTCA1 60	264	XTPSIMZKIT	297
XTB1 BAS 36S18SA	263	XTB1FCEND	275	XTCA1 72	264	XTR1BCC50	283
XTB1 BAS 36S18SF	261	XTB1LP	275	XTCA1 96	264	XTR1D1	281
XTB1 BAS 36S20SA	263	XTB1MB	274	XTCF 48	264	XTR1D2	281
XTB1 BAS 36S20SF	261	XTB1IRAK	283	XTCF 60	264	XTR1D3	281
XTB1 BAS 36S24SA	263	XTB1SB10C	267	XTCF 72	264	XTR1D4	281
XTB1 BAS 36S24SF	261	XTB1SB10E	267	XTCS1 4714	285	XTR1DA	277, 279
XTB1 BAS 36S25SA	263	XTB1SB12C	267	XTCS1 4714F	286	XTR1DB	277, 279

<i>pattern no.</i>	<i>page</i>	<i>pattern no.</i>	<i>page</i>	<i>pattern no.</i>	<i>page</i>	<i>pattern no.</i>	<i>page</i>
XTR1DC	279	XTSM1PC	294, 295	XTTK8418F (L/M/1/2/3)	253	XTTS4824A (1/2/3)	247
XTR1DXO	277, 279	XTSM1S	288, 289, 290, 291, 292, 293	XTTK8436F (L/M/1/2/3)	253	XTTS4824C (1/2/3)	249
XTR1DYO	277, 279	XTSM1SC	294, 295	XTTK9624A (L/M/1/2/3)	247	XTTS4824E (1/2/3)	250
XTR1DZO	279	XTSM1SLAT	292, 293	XTTK9624C (L/M/1/2/3)	249	XTTS4824U (1/2/3)	248
XTR1E30D	276	XTSS1 2414	288	XTTK9624U (L/M/1/2/3)	248	XTTS4830A (1/2/3)	247
XTR1E30S	276	XTSS1 2414F	289	XTTK9630A (L/M/1/2/3)	247	XTTS4830C (1/2/3)	249
XTR1E424D	276	XTSS1 2421	288	XTTK9630C (L/M/1/2/3)	249	XTTS4830E (1/2/3)	250
XTR1E424S	276	XTSS1 2421F	289	XTTK9630U (L/M/1/2/3)	248	XTTS4830U (1/2/3)	248
XTR1ECPM	277	XTSS1 3014	288	XTTK9636A (L/M/1/2/3)	247	XTTS4836A (1/2/3)	247
XTR1EE	276, 278, 282	XTSS1 3014F	289	XTTK9636C (L/M/1/2/3)	249	XTTS4836C (1/2/3)	249
XTR1EJ18	277	XTSS1 3021	288	XTTK9636U (L/M/1/2/3)	248	XTTS4836D (1/2/3)	251
XTR1EJ30	277	XTSS1 3021F	289	XTPP3018F (L)	253	XTTS4836E (1/2/3)	251
XTR1EJ42	277	XTSS1 3614	288	XTPP3618F (L)	253	XTTS4836U (1/2/3)	248
XTR1EPH	277	XTSS1 3614F	289	XTPP4218F (L)	253	XTTS6024A (1/2/3)	247
XTR1EPI	277	XTSS1 3621	288	XTPP4824A (L)	247	XTTS6024C (1/2/3)	249
XTR1FE	276, 278, 282	XTSS1 3621F	289	XTPP4824B (L)	248	XTTS6024E (1/2/3)	250
XTR1H30D	282	XTTK3018F (L/M/1/2/3)	253	XTPP4824C (L)	249	XTTS6024U (1/2/3)	248
XTR1IOF	277, 279, 282	XTTK3036F (L/M/1/2/3)	253	XTPP4824E (L)	250	XTTS6030A (1/2/3)	247
XTR1PDCX	277, 279	XTTK3618F (L/M/1/2/3)	253	XTPP4830A (L)	247	XTTS6030C (1/2/3)	249
XTR1T30D	278	XTTK3636F (L/M/1/2/3)	253	XTPP4830B (L)	248	XTTS6030E (1/2/3)	250
XTR1T30S	278	XTTK4218F (L/M/1/2/3)	253	XTPP4830C (L)	249	XTTS6030U (1/2/3)	248
XTR1T424D	278	XTTK4236F (L/M/1/2/3)	253	XTPP4830E (L)	250	XTTS6036A (1/2/3)	247
XTR1T424S	278	XTTK4824A (L/M/1/2/3)	247	XTPP4836A (L)	247	XTTS6036C (1/2/3)	249
XTR1TCC25	283	XTTK4824C (L/M/1/2/3)	249	XTPP4836B (L)	248	XTTS6036D (1/2/3)	251
XTR1TCPM	279	XTTK4824E (L/M/1/2/3)	250	XTPP4836C (L)	249	XTTS6036E (1/2/3)	251
XTR1TJ18	279	XTTK4824U (L/M/1/2/3)	248	XTPP4836D (L)	252	XTTS6036U (1/2/3)	248
XTR1TJ30	279	XTTK4830A (L/M/1/2/3)	247	XTPP4836E (L)	252	XTTS7224A (1/2/3)	247
XTR1TJ42	279	XTTK4830C (L/M/1/2/3)	249	XTPP6024A (L)	247	XTTS7224C (1/2/3)	249
XTR1TPH	279	XTTK4830E (L/M/1/2/3)	250	XTPP6024B (L)	248	XTTS7224E (1/2/3)	250
XTR1TPI	279	XTTK4830U (L/M/1/2/3)	248	XTPP6024C (L)	249	XTTS7224U (1/2/3)	248
XTR1X30D	280	XTTK4836A (L/M/1/2/3)	247	XTPP6024E (L)	250	XTTS7230A (1/2/3)	247
XTR1X30S	280	XTTK4836C (L/M/1/2/3)	249	XTPP6030A (L)	247	XTTS7230C (1/2/3)	249
XTR1X424D	280	XTTK4836D (L/M/1/2/3)	251	XTPP6030B (L)	248	XTTS7230E (1/2/3)	250
XTR1X424S	280	XTTK4836E (L/M/1/2/3)	251	XTPP6030C (L)	249	XTTS7230U (1/2/3)	248
XTR1XCPM	281	XTTK4836U (L/M/1/2/3)	248	XTPP6030E (L)	250	XTTS7236A (1/2/3)	247
XTR1XJ18	281	XTTK6018F (L/M/1/2/3)	253	XTPP6036A (L)	247	XTTS7236C (1/2/3)	249
XTR1XJ30	281	XTTK6024A (L/M/1/2/3)	247	XTPP6036B (L)	248	XTTS7236D (1/2/3)	251
XTR1XJ42	281	XTTK6024C (L/M/1/2/3)	249	XTPP6036C (L)	249	XTTS7236E (1/2/3)	251
XTR1XPH	281	XTTK6024E (L/M/1/2/3)	250	XTPP6036D (L)	252	XTTS7236U (1/2/3)	248
XTR1XPI	281	XTTK6024U (L/M/1/2/3)	248	XTPP6036E (L)	252	XTTS9624A (1/2/3)	247
XTRS1 5414	290	XTTK6030A (L/M/1/2/3)	247	XTPP7224A (L)	247	XTTS9624C (1/2/3)	249
XTRS1 5414F	291	XTTK6030C (L/M/1/2/3)	249	XTPP7224B (L)	248	XTTS9624U (1/2/3)	248
XTRS1 5421	290	XTTK6030E (L/M/1/2/3)	250	XTPP7224C (L)	249	XTTS9630A (1/2/3)	247
XTRS1 5421F	291	XTTK6030U (L/M/1/2/3)	248	XTPP7224E (L)	250	XTTS9630C (1/2/3)	249
XTRS1 6014	290	XTTK6036A (L/M/1/2/3)	247	XTPP7230A (L)	247	XTTS9630U (1/2/3)	248
XTRS1 6014F	291	XTTK6036C (L/M/1/2/3)	249	XTPP7230B (L)	248	XTTS9636A (1/2/3)	247
XTRS1 6021	290	XTTK6036D (L/M/1/2/3)	251	XTPP7230C (L)	249	XTTS9636C (1/2/3)	249
XTRS1 6021F	291	XTTK6036E (L/M/1/2/3)	251	XTPP7230E (L)	250	XTTS9636U (1/2/3)	248
XTRS1 6614	290	XTTK6036F (L/M/1/2/3)	253	XTPP7236A (L)	247	XTWB120	284
XTRS1 6614F	291	XTTK6036U (L/M/1/2/3)	248	XTPP7236B (L)	248	XTWTB	284
XTRS1 6621	290	XTTK7218F (L/M/1/2/3)	253	XTPP7236C (L)	249	XTWTBSLIK	284
XTRS1 6621F	291	XTTK7224A (L/M/1/2/3)	247	XTPP7236D (L)	252	XTWTC	284
XTRS1 7214	290	XTTK7224C (L/M/1/2/3)	249	XTPP7236E (L)	252	XTWTX	284
XTRS1 7214F	291	XTTK7224E (L/M/1/2/3)	250	XTPP9624A (L)	247		
XTRS1 7221	290	XTTK7224U (L/M/1/2/3)	248	XTPP9624B (L)	248		
XTRS1 7221F	291	XTTK7230A (L/M/1/2/3)	247	XTPP9624C (L)	249		
XTRS1 7814	290	XTTK7230C (L/M/1/2/3)	249	XTPP9630A (L)	247		
XTRS1 7814F	291	XTTK7230E (L/M/1/2/3)	250	XTPP9630B (L)	248		
XTRS1 7821	290	XTTK7230U (L/M/1/2/3)	248	XTPP9630C (L)	249		
XTRS1 7821F	291	XTTK7236A (L/M/1/2/3)	247	XTPP9636A (L)	247		
XTSM1C	292, 293	XTTK7236C (L/M/1/2/3)	249	XTPP9636B (L)	248		
XTSM1K	288, 289	XTTK7236D (L/M/1/2/3)	251	XTPP9636C (L)	249		
XTSM1KC	294, 295	XTTK7236E (L/M/1/2/3)	251	XTTS3018F (1/2/3)	253		
XTSM1KK	292, 293	XTTK7236F (L/M/1/2/3)	253	XTTS3618F (1/2/3)	253		
XTSM1P	288, 289, 290, 291, 292, 293	XTTK7236U (L/M/1/2/3)	248	XTTS4218F (1/2/3)	253		

Selling Policy

	<p>This Selling Policy supercedes all previous selling policies. Prices, discounts and product offerings are subject to change without notice.</p>
Terms & Conditions of Sales	<p>Sales by Knoll, Inc. or Knoll North America Corp. ("Seller") of Knoll Product Lines (hereinafter "Products") within the United States and Canada are made only on the terms which are contained in this Selling Policy. Seller hereby gives notice of its objection to any different or additional terms and conditions. This sale is expressly conditional upon Purchaser's assent to the terms and conditions set forth below. Additional terms and conditions may apply to KnollStudio and KnollTextiles orders. These terms and conditions may be modified or supplemented only by a written document signed by an authorized representative of Seller. These terms and conditions supercede any prior and/or contemporaneous agreements or correspondence between Purchaser and Seller. Written quotations expire thirty (30) days from the date of issuance and can be withdrawn by written notice anytime during that period. Where Purchaser and Seller have entered into the Knoll Electronic Terms and Conditions, all orders, acknowledgements, invoices and other business communications placed or transmitted in accordance with the Knoll Electronic Terms and Conditions shall be deemed to be in writing and signed and shall be valid for all purposes as if they were originated and maintained in documentary form.</p>
Ordering Information	<p>All orders must be in writing. The product pattern number(s) contained on Seller's order acknowledgement shall be the final expression of the order.</p>
Order Confirmation	<p>A purchase order is not binding on Seller until Purchaser has received Seller's order confirmation or acknowledgment.</p>
Pricing Policies	<p>List prices are subject to change without notice.</p> <p>List prices shall be those prices in effect on the date of receipt of a complete purchase order unless shipment is requested more than ninety (90) days after order entry in which case prices in effect on the date of shipment apply. List prices include specified freight costs. Unless specified in writing by Seller, no other charges are included in Seller's list prices.</p>
Taxes	<p>All sales, use, excise and other taxes applicable to the sale of the Products shall be paid by Purchaser. If Purchaser claims an exemption from any tax, Purchaser shall submit to Seller the appropriate exemption certificates.</p>
Terms of Payment	<p>Payment for one hundred percent (100%) of the net order amount is due within thirty (30) days of the date of invoice, which is issued upon shipment. In case of any discrepancies, such as shortages, and Seller is notified in writing within ten (10) days of receipt of Product, only that portion may be deducted and the balance paid. For orders greater than \$100,000 net, a fifty percent (50%) deposit is due at the time of order placement, with the remainder due within thirty (30) days of the date of invoice.</p> <p>KnollStudio orders less than \$2,000 require payment for one hundred percent (100%) of the net order amount (including any applicable sales tax and charges for inside delivery, special packaging, etc.), due at time of order placement. For KnollStudio orders greater than \$2,000, a one-half (50%) deposit is due at time of order placement with the remainder (including any applicable sales tax and charges for inside delivery, special packaging, etc.) due prior to shipment.</p> <p>If, in the judgment of Seller, Purchaser's financial condition does not justify the terms of the payment, Seller may require full or partial payment in advance.</p> <p>Past due accounts shall be charged one and one-half percent (1.5%) per month, or the highest rate permitted by law, whichever is less, and will be added to the outstanding balance. In the event Purchaser defaults on payment, Purchaser shall be liable for all collection costs, including reasonable attorney's fees and costs.</p>
Changes and Cancellation	<p>Purchase orders may not be changed or cancelled, in whole or in part, without prior written consent of Seller. Changes may effect delivery dates. Expenses incurred because of changes shall be charged to Purchaser. In the event of cancellations, Purchaser will be liable for reasonable cancellation charges established by Seller. Orders for special Product, orders including "COM" (hereinafter defined) material and orders pursuant to expedited delivery programs, may not be canceled.</p>
Freight Prepaid	<p>Freight is prepaid and included in the price of all Products, except KnollTextiles, within the 48 contiguous United States for orders placed with Knoll, Inc. and within Canada, excluding the Yukon, Northwest Territories, Nunavut and Newfoundland for orders placed with Knoll North America Corp. Packing is tested for rigorous motion and transportation but is not guaranteed to protect furniture from conditions over which the Seller has no control. If special packaging is required for any reason, please consult with your sales representative or dealer. Seller shall select the method of shipment and routing. All shipments shall be tailgate deliveries. Freight for all KnollTextiles orders is prepaid and added to the invoice.</p>
Delivery/Freight Charges	<p>Shipments outside the contiguous 48 United States and Canada shall be shipped F.O.B. Origin.</p> <p>For shipments outside the contiguous United States and Canada, Purchaser is responsible for the cost of freight from point of embarkation, including any handling and transportation charges incidental to loading at the point of departure and unloading at the final destination.</p> <p>Conditions beyond the control of Seller, including weather, available facilities and traffic conditions, may affect exact time of delivery. Seller shall not be responsible for specific carrier delivery date or time unless it has made a specific delivery commitment, in writing.</p> <p>Nonstandard methods of shipment and/or additional services are available upon request. Purchaser will be billed for the differential cost of any special services in excess of standard surface carrier freight costs. Premium charges, at Purchaser's request, will be added for airfreight, exclusive use of vehicle and extra, export or special packaging. Accessorial charges will be added for inside delivery, extra labor, reconsignment and redelivery.</p> <p>Partial shipments may be made and invoiced by Seller.</p>
Claims	<p>All shipments for all Knoll Products within the contiguous United States and Canada are F.O.B. Origin. Risk of loss passes to Purchaser at time of delivery to carrier. Purchaser shall inspect all Products upon receipt and notify Seller within ten (10) working days after receipt of any damage or defects which are, or should be, apparent from an inspection of the Product and its packaging. Failure of Purchaser to make a claim against carrier or notify Seller during the ten (10) working day period shall constitute acceptance of the Products and waiver of any apparent defects, errors or shortages. Seller will agree to repair or replace Product damaged in shipment if Purchaser has notified Seller of freight damage within ten (10) working days after receipt and assigns its rights against the carrier.</p>
Seller's Security Interest	<p>Until Seller receives the full payment for the Product, Seller shall have a security interest in the Product. Purchaser agrees to perform all acts, including but not limited to the execution and filing of documentation, which may be necessary to perfect and assure the security interest of Seller.</p>
Returns	<p>The return of Products without a written authorization by Seller shall not be accepted. To receive authorization for Product return, please call Customer Service. All Products that are returned pursuant to a valid authorization shall be subject to a twenty-five percent (25%) of list restocking charge. Products not currently offered for sale by Seller (including COM) shall not be authorized for return. All returned Products must be unused, in original condition and in the original Seller packing cartons. No refund or credit shall be given for damaged Products.</p>
Held Orders/Storage	<p>If Purchaser requests that an order be held or delayed, prices and terms and conditions in effect at the time of shipment shall apply. If Purchaser requests a delay after the time when Seller can defer production, Purchaser will be invoiced for the Product, payable in accordance with standard terms, when the order is ready for shipment. Seller may transfer the Product to storage, in which case all expenses incurred in connection with storage, including demurrage, preparation for storage, storage charges and handling shall be payable by Purchaser upon submission of invoices by Seller. Risk of loss to the Product shall pass to the Purchaser upon delivery of the Product into storage.</p>

Selling Policy

Customer's Own Material	<p>A Purchaser who requests a fabric or other surface material not standard to Seller's line of Products ("COM") must submit samples of the requested material to Seller prior to entry of a purchaser order. Seller shall determine if the material is suitable to its manufacturing processes and meets any requirements of Underwriters Laboratories. If the COM is acceptable, Seller will then establish a price for using the COM or the Product in question. For a description of the procedures for submitting samples and testing, contact customer resources or your sales representative. Seller shall have no responsibility for the appearance, condition, performance, durability, colorfastness or any other physical attribute of the COM. Purchaser shall indemnify and hold Seller harmless for any damages, injuries or losses arising out of or related to use of the COM on the Product.</p>
Warranty	<p>Seller warrants to the original Purchaser only that the Products Seller manufactures and sells to Purchaser are free of defects in workmanship and materials, during the applicable warranty period set forth below.</p> <p>Warranty period set forth below is for 24-hour, 7 days a week, multi shift use.</p> <p>Should any failure to conform with this limited warranty appear to a Product listed below during the applicable warranty period from the date of shipment, Seller shall, upon prompt written notice, repair or replace, at its option and costs, the affected part or parts.</p> <p><i>Product and Period of Warranty</i></p> <p><i>Lifetime: AutoStrada, Calibre, Crinion Open Table, Currents, Dividends Horizon, Equity, Morrison, Reff laminate, Series 2 Storage, Template and other non-wood components (except cascade edge worksurfaces, operational parts, controls, electrical, Lighting, Series 2 Veneer Front Storage, special or custom products, see below)</i></p> <p><i>10 Years: AutoStrada, Crinion Open Table, Reff wood components, Series 2 Veneer Front Storage, Wood Casegoods (Magnusson, The Graham Collection) (except wood casegoods upholstered surfaces, see below), Interaction tables (except height adjustment mechanisms for Counterforce, crank-adjustable, and split-top tables and worksurfaces, see below), Reuter overheads, Reuter vertical storage, KnollExtra Sapper Monitor Arm Collection, Adjustable keyboard mechanisms and platforms, Communication Boards (except fabric board textiles, see below), Smokador collection (except leathers, see below), and Orchestra Universal Systems Accessories, Bulldog, Chadwick, Essentials Work Chairs, Generation by Knoll work chair, Life, Moment, RPM and Sapper seating structural and operational parts, controls, casters, pneumatic cylinders, seat and back suspension material (except seating upholstery, textiles and leathers, finishes and labor, see below). Labor to repair Generation by Knoll work chair.</i></p> <p><i>5 Years: Operational parts, controls, electrical, Lighting (except light ballasts, bulbs and power supply, see below), cascade edge worksurfaces, special or custom product, wood veneer products, Currents handcrank, Interaction Counterforce, Interaction crank-adjustable, and split-top mechanisms, KnollStudio, KnollExtra Wishbone and Zorro monitor supports, CPU storage and all universal storage drawers, Spark Series seating structural parts, (except seating upholstery, textiles, finishes and labor, see below).</i></p> <p><i>3 Years: Bulldog, Chadwick, Essentials Work Chairs, Life, Moment, RPM, Sapper seating upholstery, textiles and leathers, finishes and labor to repair, Generation by Knoll work chair seating upholstery, textiles and leathers, and finishes, Spark Series seating upholstery and textiles. Fabric boards textiles and Smokador Collection leathers.</i></p> <p><i>2 Years: All other KnollExtra product</i></p> <p><i>1 Year: Light ballasts, bulbs and power supply, seating upholstered armpads and soft armpads, Spark Series seating finishes and labor to repair, wood casegoods upholstered surfaces.</i></p> <p>This warranty does not apply to:</p> <ul style="list-style-type: none">• Damage caused by a carrier other than the Seller.• Normal wear and tear or acts or omissions of parties other than Seller (including user modification, improper use or installation of Products).• COM or other third party materials applied to Products.• Products not installed by or under the auspices of a Knoll Dealer.• Dramatic temperature variations or exposure to unusual conditions.• Except as specifically noted above, textiles and upholstery supplied by <i>KnollTextiles</i> (consult current <i>KnollTextiles</i> price list for applicable warranty). <p>Natural variations occurring in wood, marble, and leather shall not be considered defects, and the Seller does not guarantee the colorfastness or matching of the colors, grains or textures, or surface hardness of such materials. The Seller also does not guarantee the colorfastness of fiberglass panel surfaces.</p> <p>THE EXPRESS WARRANTIES CONTAINED HEREIN ARE IN LIEU OF ALL OTHER WARRANTIES, EXPRESS OR IMPLIED, INCLUDING ANY WARRANTIES OF MERCHANTABILITY AND FITNESS FOR PARTICULAR PURPOSE AND ALL OTHER WARRANTIES ARISING FROM COURSE OF DEALING OR USAGE OF TRADE.</p> <p>The remedies provided above are the Purchaser's sole remedies for any failure of Seller to comply with its obligations regarding the workmanship of its Products. Correction of any nonconformity in the manner and for the period of time provided shall constitute complete fulfillment of all liabilities of Seller, with respect to or arising out of the Product furnished hereunder.</p>
Delay/Force Majeure	<p>Seller shall not be liable for failure to perform or for delay in performance due to fire, flood, strike or other labor difficulty, act of God, act of any governmental authority or of the Purchaser, riot, embargo, fuel or energy shortage, wrecks or delay in transportation, inability to obtain necessary labor, materials or manufacturing facilities from usual sources or failure of suppliers to meet their contractual obligations, or due to any cause beyond its reasonable control. If any such event occurs, Seller may extend delivery dates by a period of time necessary to overcome the effect of such delay, allocate available Product or cancel any purchase order.</p>
Compliance with Law	<p>PURCHASER IS SOLELY RESPONSIBLE FOR COMPLIANCE WITH ALL APPLICABLE FEDERAL, STATE AND LOCAL LAWS, ORDINANCES, REGULATIONS, RULES AND STANDARDS RELATING TO THE INSTALLATION, MAINTENANCE, USE AND OPERATION OF THE PRODUCTS.</p>
Patents	<p>Subject to the following provisions, Seller shall, at its own expense, defend or, at its option, settle any claim, suit or proceeding brought against the Purchaser, and/or its vendees, mediate and immediate, so far as based on an allegation that any Product or any part thereof furnished hereunder constitutes a direct or a contributory infringement of any claim of any patent of the United States or Canada. This obligation shall be effective only if Purchaser shall have made all payments then due hereunder and if Seller is notified promptly in writing and given authority, information and assistance for the defense of said claim, suit or proceeding. Seller shall pay all damages and costs awarded in such suit or proceedings so defended.</p> <p>The foregoing indemnity does not apply to the following:</p> <ul style="list-style-type: none">• Products supplied according to a design other than that of Seller, and which is required by the Purchaser.• Combination of the Product with another product not furnished hereunder unless Seller is a contributory infringer.• Any settlements of a suit or proceeding made without Seller's written consent.
Limitations of Liability	<p>SELLER, ITS CONTRACTORS, AUTHORIZED DEALERS AND SUBCONTRACTORS OR SUPPLIERS OF ANY TIER SHALL NOT BE LIABLE TO PURCHASER FOR ANY SPECIAL, INDIRECT, INCIDENTAL OR CONSEQUENTIAL DAMAGES ARISING FROM A BREACH OF THIS AGREEMENT.</p> <p>Purchaser's remedies set forth herein are exclusive and the liability of Seller with respect to the breach of this agreement or any contract entered into between the parties pursuant hereto shall not exceed the price of the Product or part on which such liability is based.</p>

KnollKey Lock Program

KnollKey Lock Program General Information

Following is the KnollKey lock policy, applicable to all products.

Knoll furniture can be ordered keyed-alike or random keyed. Key-alike and random keying instructions cannot be mixed on any single order. Only one of the two instructions can be used on an individual order. When an order is submitted with mixed (key-alike and random) instructions, Knoll will release the order as key-alike only and lock cores will have to be specified separately.

Key-alike

For the convenience of the user, furniture may be keyed alike at no charge. Write "Key-alike" in the description of your purchase order for any pedestal, overhead, file or other item you wish to have keyed alike.

Using the key-alike instructions, order cores and keys as line items on your purchase order. Do NOT submit a key-alike form. The Knoll East Greenville Lock Center will select key numbers from the standard range of K 001 - K 250. Key numbers will not be repeated unless over 250 sets are ordered. Lock cores keyed-alike will ship separately from the product, ready for field installation.

There is no charge for key-alike orders if placed with the furniture order.

IF THE KEY-ALIKE ORDER IS NOT PLACED AT LEAST TWO WEEKS PRIOR TO THE FURNITURE SHIP DATE, A \$50 HANDLING CHARGE AND AIR FREIGHT CHARGES WILL APPLY.

If product is ordered and shipped random-keyed, additional lock cores for key-alike are billable.

Random-Keying

To specify product keyed-random, write "key-random" in the product description. Random-keyed product is shipped with the lock core factory installed. A shrouded key is included. Random means no effort has been made to match key numbers, or to make them different.

Keys

A Knoll shrouded key is shipped with every lock core. 250 Key numbers are available. For numbers above 250, contact Custom Product Development. Additional keys and key blanks are available. See service parts for more information.

Master Keying

Knoll locks can be controlled by means of a master key. There is no additional per-lock charge for master keying. A letter of approval from the client must accompany orders for master keys.

Installing Lock Cores

Lock cores can be installed or removed in the field by using a change key. Cores must be in the unlocked position to be removed. See service parts for change key pattern number and pricing.

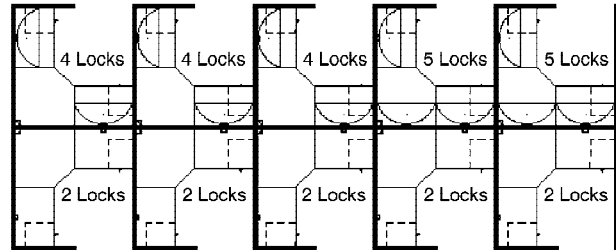
Lock Distribution

All orders for key-alike lock cores/keys are packaged and shipped from the East Greenville Lock Center, regardless of where the pedestals, overhead, or other units are produced. Random keyed product will have cores factory-installed.

How to Specify Key-Alike

Following is an example of how to specify key-alike for a cluster of 10 workstations.

Step 1 - Using the project floorplan, count the number of locks in each workstation.



Step 2 - Count the number of workstations with the same quantity of locks. Group together the workstations with a like number of locks.

5 workstations with 2 locks per station
3 workstations with 4 locks per station
2 workstations with 5 locks per station

Step 3 - For the first group (5 sets of 2 locks), enter the number of workstations in the quantity column.

Qty	Pattern #	Description	Unit List	Ext. List
5				

Step 4 - Then enter the pattern number "KSPEC_ _" and add a suffix for the number of locks for that group (i.e., for 2 locks per station, add the suffix "2"). Up to 30 lock cores are available in a set (i.e., KSPEC 30).

Qty	Pattern #	Description	Unit List	Ext. List
5	KSPEC 2	Set of 2 cores/keys	N / C	N / C

Step 5 - Repeat for other groups.

Qty	Pattern #	Description	Unit List	Ext. List
5	KSPEC 2	Set of 2 cores/keys	N / C	N / C
3	KSPEC 4	Set of 4 cores/keys	N / C	N / C
2	KSPEC 5	Set of 5 cores/keys	N / C	N / C

Your Key instructions are complete.

Knoll will select key numbers for each set from 250 available numbers. Additional key numbers are available through Custom Product Development. **For additions to existing installations, specify desired key numbers in the description.**

Service Parts

Pattern #	Description	List Price
KKEY_ _ _	Shrouded Key Specify key number desired	\$5
KBLANK	Shrouded Key Blank	\$5
KSPECB_ _ _	Retrofit Universal Core/Key Specify key number desired	\$18
KCHANGE	Change Key	\$5
KMASTER*	Master Key	\$5

*Note: A letter of approval on company letterhead from the client must accompany all orders for master keys.

General Ordering Information

The Products

This guide encompasses all standard products for this product group.

Sizes

Dimensions listed in this guide are indicated as:

H = height

W = width

D = depth

Dia. = diameter

Rad. = radius

Pricing

All prices shown are list.

How to Order

Select pattern numbers and quantities required for your complete installation. Product questions can be addressed in the specific sections of this guide or by contacting your sales representative or customer resource representative at 1-800-343-5665.

Next, select options (if required), along with colors and finishes appropriate to each product. Reference the Finishes and Fabrics pages for color designations.

On large installations, an item's "designated area" can be specified to assist in product organization and handling.

To expedite complete / correct entry of your order, be certain all pattern numbers, quantities, colors and area identifications are completely specified. Also, include complete purchase order numbers, bill-to and ship-to addresses, a contact name and specific factory shipping dates required.

Mail all orders to:

Knoll, Inc.

1235 Water Street

P.O. Box 157

East Greenville, PA 18041

Attention: Order Entry

Once your order is entered at Knoll, an acknowledgment will be mailed to you. You will be advised of your scheduled shipping date within five days of the original acknowledgment. If it is necessary to revise your order, please contact your customer resource representative.

Sustainability Statement

Sustainable design is a key component of Knoll's environmental focus. Our commitment to social responsibility and a healthy environment has prompted us to further articulate our longstanding environmental programs and, with encouragement and support from our colleagues in the industry, we have re-energized our focus on such "green" initiatives as life cycle analysis and LEED™ certification. Knoll is proud to have contributed to projects that have received LEED certification from the U.S. Green Building Council.

For the latest information on Knoll products that help our customers achieve LEED certification, log on to knoll.com, click on "About Knoll" and then "Environmental Focus."