

# Upstart

Price List  
February 2015

II Textiles, 1945-2010



**Knoll**

Introduction	Knoll and Sustainable Design	2
	Introduction to Upstart	3
	Original Upstart Planning Examples	4
	Upstart Color Program	6
	Upstart Legacy Finishes	7
Upstart	Upstart Tables	8
	Plannable Upstart Tables	13
	Accessories	22
	Upstart Privacy Screens	23
	Plannable Upstart Privacy Screens	24
Alpha-Numeric Index		26
Selling Policy		27
KnollKey Lock Program		29
General Ordering Information		30

# Knoll and Sustainable Design

---

Each year Knoll sets key initiatives in our journey to sustainability. We are members of a global consortium on energy, have adopted a scientific, metrics-based approach to sustainable product design, and maintain a leadership position in establishing universal, verifiable, sustainability standards for our industry.

Knoll promotes independent third-party certification because it provides the most impartial and trustworthy foundation for industry-wide environmental compliance. Certification by established and respected third parties ensures that all manufacturers are held to the same high standards and that customers can trust a company's declaration about the environmental benefits of its products. Knoll third-party partners include: the International Standards Organization (ISO); Forest Stewardship Council (FSC®); Rainforest Alliance; GREENGUARD® Environmental Institute; and The Business and Institutional Furniture Manufacturer's Association (BIFMA) level® certification from Scientific Certification Systems (SCS).

In addition, Knoll is aligned with the U.S. Green Building Council and can help companies, healthcare organizations and educational institutions achieve Leadership in Energy and Environmental Design (LEED®) workplace certification.

## Global Climate Change

- Knoll is a sponsor of the Clinton Global Initiative, which brings together a community of global leaders to devise and implement solutions to some of the world's most pressing challenges, including environmental change.
- Knoll has a comprehensive Energy Management Program to increase energy efficiency in products and processes.

## Life Cycle Assessment (LCA) Tool

- Life Cycle Assessment is a science-based measurement of a product's environmental impacts throughout its life cycle, from raw materials sourcing through manufacture, shipping, use and re-use or end-of-life. LCA enables cradle-to-cradle implementation of sustainable practices.
- Knoll has partnered with The Green Standard.org to develop an affordable, universal ISO-compliant computer-based LCA tool that can be used by the entire contract furniture industry and is partnering on the development of an Environmental Product Declaration System (EPDs) for Knoll products. EPDs are verified documents containing LCA results and additional environmental performance information about a product.

## Setting Industry Standards

- Knoll partners with MTS (The Institute for Market Transformation to Sustainability) to develop the SMaRT® Consensus Sustainable Products Standards, a set of consensus-based sustainable product standards based on the LEED® model, for all building products, fabric, apparel, flooring and carpet. MTS, the developer of SMaRT®, is an accredited American National Standards Institute (ANSI) standard developer.
- Knoll also partners with BIFMA (Business and Institutional Furniture Manufacturers Association) to promote level® sustainability standards for the contract furniture industry.
- Knoll has established FSC® (Forest Stewardship Council) certified wood as the standard for general office open plan office systems, casegoods and tables.
- Knoll has launched Full Circle, a resource recovery program developed with ANEW, to help customers extend the life cycle of surplus furniture, fixtures and equipment (FF&E) in an economically, socially and environmentally responsible manner.
- Our goal is to encourage all manufacturers in the contract furniture industry and related industries to adopt standards that will lead to sustainable products and practices.

*For more information about Knoll and sustainable design, visit [knoll.com/environment](http://knoll.com/environment).*

Knoll Upstart is a collection of tables, screens and services distribution components for computer-intensive, active, and open work environments.

Upstart plans as single-surface, L- or U-shape workstations, or freestanding worktables in combination with other systems furniture. Tables are available on casters or glides and are adjustable in height.

Original Upstart tops have a plastic laminate surface with a continuous T-mold edge. The corners of Original Upstart tops are rounded. Original Upstart legs are curved.

New Plannable Upstart tops have a plastic laminate or Veneer surface with a T-mold edge on the front and a thin edgeband on the sides and back. The corners of Plannable Upstart tops are 90 degrees and allow two tables to meet at right angles. Plannable Upstart legs are straight.

Complementary products include Currents workshelves, which clamp on to Upstart tables, mobile screens, linkable screens and Service Wall, monitor supports and desktop accessories. Consult the Currents and KnollExtra price lists for product details and pricing.

**Screens**

Upstart screens mount to the back edge of Original Upstart tables to provide seated visual privacy at a horizon of 39 or 48 inches. Upstart Screens are available in translucent or marker surface, and may be combined with magnet rail.

Plannable Upstart tables use Morrison Network upholstered screens, which are available in a variety of sizes.

**Accessories**

*Flat Bracket*

Bracket joins 2-legged table to another Upstart table at same height.

*Cable Tray*

Cable tray adds on to worksurface stiffener to control cable bundles and power strips (where permitted by code).

**Important Note: Plannable Upstart straight legs may not be used with Original Upstart tops due to stability issues.**

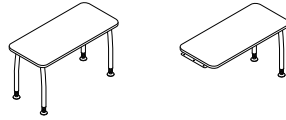
**Note to Knoll Dealer Sellers:**

The products contained in this price list are also available through the Knoll Essentials program, with limited exceptions. For additional information, please contact your customer service representative or visit Knoll Exchange.

**Primary and Secondary Worksurfaces**

**Original Upstart**

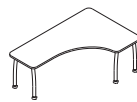
*Rectangular table desk/Return*



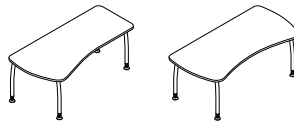
*Corner table desk, 120°*



*Extended Corner table desk*



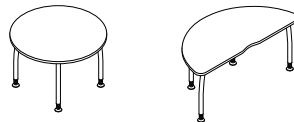
*Y-shape table desk, M-shape table desk*



**Conference Worksurfaces**

**Original Upstart**

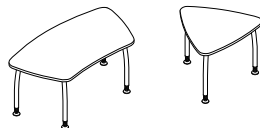
*Round, Half round table desk*



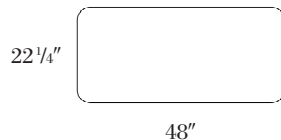
*Oval table desk*



*Wiper table desk, Tripod table*

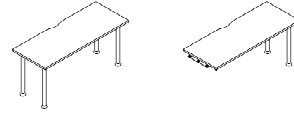


**48 x 24 Original Upstart**

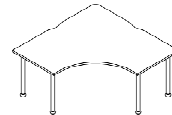


**New Plannable Upstart**

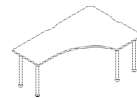
*Rectangular table desk/Return*



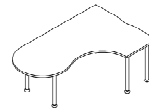
*Corner table desk, 90°*



*Extended Corner table desk*

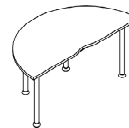


*P-shape table desk*

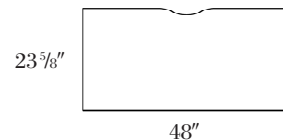


**New Plannable Upstart**

*Half round table desk*

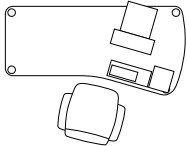


**48 x 24 Plannable Upstart**



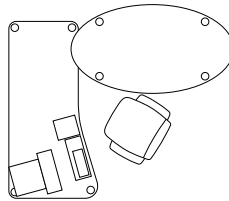
**Basic stand-alone Y desk**

- the core Upstart application
- 30" x 72" nominal shown; conference depth is approximately 36"



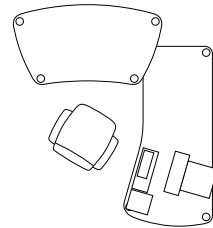
**Oval table with Y desk**

- 36" x 66" oval table
- 30" x 72" Y return



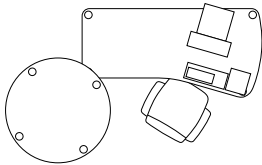
**Curved wiper with Y desk**

- wiper 66" W
- 30" x 72" Y return



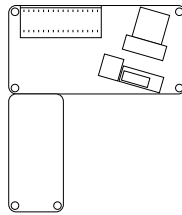
**Y desk with 42" round table**

- conference table

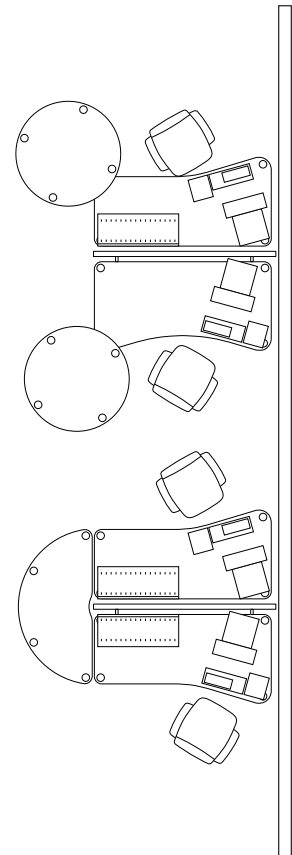


**Rectangular table with bracketed return surface**

- 72" x 76" approximate footprint
- optional work shelf

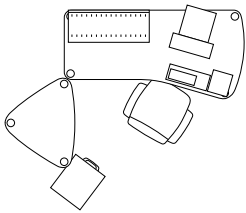


**Y and M back-to-back, with 42" conference tables**




**Y desk with tripod table**

- 30" x 72" Y desk, work shelf, and mobile pedestal



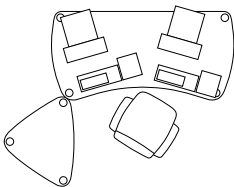
**Dual-monitor M desk workstation**

- 72" x 100" approximate footprint
- optional work shelf
- flat ends allow placement along wall



**Dual-monitor M desk with tripod table**

- 30" x 72" nominal M desk

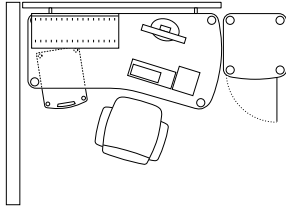


**Y desks back-to-back, with half-round shared table**

- please note 1.75" setback from the back edge of each top to module line, same as Currents desks.

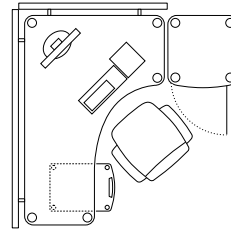
**Y desk with Upstart storage**

- 72" x 96" footprint
- 72" table with screen
- mobile pedestal and tower



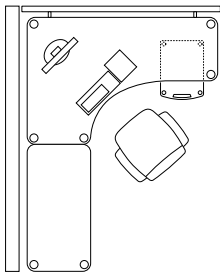
**Extended corner desk and tower**

- 72" x 72" footprint
- 48" and 72" screens
- mobile pedestal and tower



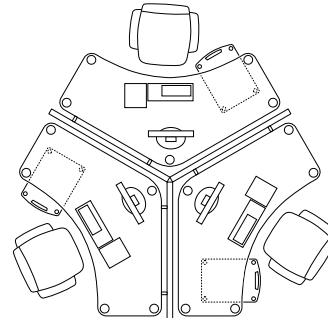
**Extended corner desk and adjacent worktable**

- 72" x 96" footprint
- 72" x 48" corner and 48" straight desks
- mobile pedestal and privacy screen



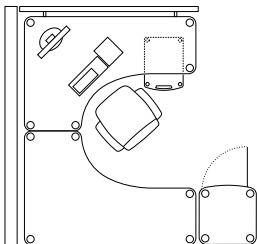
**Upstart 120° planning**

- group of three 120° corners
- 48" shared privacy screens
- mobile pedestals



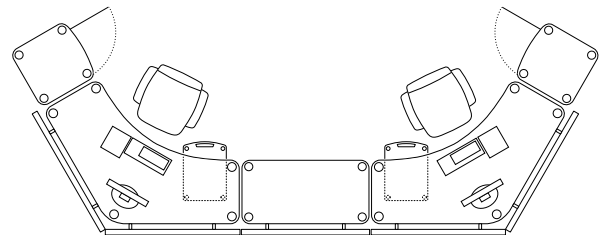
**U-shape plannable desks**

- 96" x 96" footprint
- two 48" x 72" extended corners
- mobile pedestal and tower
- 72" privacy screen



**Upstart work group**

- 120° corners and shared worktable 48 x 24"
- mobile pedestals and towers
- 48" privacy screens



**Core finishes**

Specify Core finishes for all new customers

Core	Legacy	Table legs, screen brackets, magnet rail	Upstart Worksurfaces	Plannable Upstart Worksurfaces	Upstart Worksurface edges	Plannable Upstart Worksurface edges
611	Beige Mist Metallic	•				
118	Bright White	•	•	•	•	•
112	Brown	•				
123	Brushed Grey		•	•		
122	Brushed Sand		•	•		
113	Dark Grey Y3	•				
128	Fog		•	•	•	•
114	Folkstone Grey LA/U	•	•	•	•	•
111	Jet Black	•	•	•	•	•
124	Medium Cherry		•	•		
115	Medium Grey Y2	•				
612	Medium Metallic Grey J	•				
121	Micro Grey		•	•		
129	Micro Sand		•	•		
126	Natural Cherry		•	•		
125	Natural Maple		•	•		
119	Pumice F		•	•	•	•
116	Sandstone	•				
613	Silver 3	•				
117	Soft Grey E/M42	•	•	•	•	•
813	Trim grey 5				•	•
127	Walnut		•	•		
	Translucent orange O				•	
	Translucent blue P				•	
	Frosty white W				•	
	Light grey (integral) U					
	Glider grey (integral) G1					
Y821	Blond Maple 4/M			•		
Y831	Light Cherry 6/R			•		
V316	Maple K					

**Default trim information:**

**Trim Grey** is the integral color for caster and glide leg levers and screen corners

**Black:** flat bracket, cable tray and casters

Screen available in Ribbed Polycarbonate or Marker surface

**Veneer finishes for Plannable Upstart worksurfaces are available through Custom Product Development.**

For Plannable Upstart Veneer Group 1, only black or trim grey edgebands can be specified.

Translucent orange, Translucent blue, and Frosty white edgebands are not available for Plannable Upstart tables.

Specify Legacy Finishes for existing customers only. Legacy Finishes are not available for new customers.

		Table legs, screen brackets, magnet rail	Worksurfaces	Worksurface edges
B	Snow		•	
L	Light grey		•	•
E	Fiber		•	
V	Winter grey		•	
S	Slate		•	
F	Pumice		•	•
U	Folkstone grey		•	•
M42	Soft grey		•	•
D	Sand		•	•
CM	Clear Maple		•	
PA	Pearwood		•	
WM	Warm Cherry		•	
5	Trim grey			•
N	Black			•
O	Translucent orange			•
P	Translucent blue			•
W	Frosty white			•
N2	Flint			
NU	Light grey			
NJ	Medium grey			
NV	Dark grey			
NW	Light Tan			
NH	Beige			
3	Silver	•		
B	White	•		
2	Metallic flint	•		
U	Light metallic grey	•		
J	Medium metallic grey	•		
V	Dark metallic grey	•		
H	Metallic beige	•		
W	Light metallic tan	•		
E	Soft grey	•		
K	Maple			
U	Light grey (integral)			
G1	Glider grey (integral)			

**Default trim information:**

**Trim Grey** is the integral color for caster and glide leg levellers and screen corners

**Black:** flat bracket, cable tray and casters

Screen available in Ribbed Polycarbonate or Marker surface

For Plannable Upstart Veneer Group 1, only black or trim grey edgebands can be specified.

Translucent orange, Translucent blue, and Frosty white edgebands are not available for Plannable Upstart tables.

**NOTE: Add 10% to the list price of any laminate product when specifying a legacy laminate.**

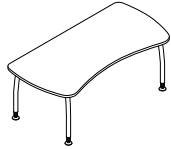


Upstart Tables  
*primary worksurfaces*  
*table desks*

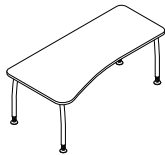
type	application	w	d	h	pattern no.	list price
Y-shape table desk, curved end (left hand shown)	left	72"	28-36"	25-30"	<b>AUP Y72DCL4</b> ( ) ( ) ( )	\$958.
	right	72"	28-36"	25-30"	<b>AUP Y72DCR4</b> ( ) ( ) ( )	958.



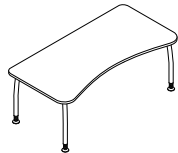
M-shape table desk, curved ends		72"	30-36"	25-30"	<b>AUP M72DC4</b> ( ) ( ) ( )	958.
---------------------------------	--	-----	--------	--------	-------------------------------	------



Y-shape table desk, flat ends	left	72"	28-36"	25-30"	<b>AUP Y72DFL4</b> ( ) ( ) ( )	958.
	right	72"	28-36"	25-30"	<b>AUP Y72DFR4</b> ( ) ( ) ( )	958.



M-shape table desk, flat ends		72"	31-36"	25-30"	<b>AUP M72DF4</b> ( ) ( ) ( )	958.
-------------------------------	--	-----	--------	--------	-------------------------------	------

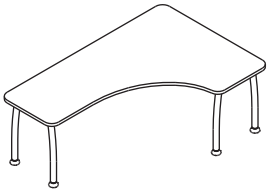


Order Code	Specification Information	Application Notes
Example: <b>AUP Y72DCL4 117 117 117 G</b>	Specify top, edge and leg finishes.	Upstart Y and M shape tables include a worksurface stiffener that doubles as a horizontal cable manager.
<b>A</b> Currents	<i>Casters/glides</i>	Upstart Y and M shape tables combine computer support and adjacent work area in a basic table desk.
<b>UP</b> Upstart	<b>C</b> Casters	Curved end tops facilitate conferencing in open planning. Flat ends plan close to system panels. Overall width is the same for curved and flat end tops.
<b>Y</b> Table shape	<b>G</b> Glides	Upstart tops have plastic laminate surface with continuous T-mold edge.
<b>72</b> Width		Upstart tables have four legs with 5" adjustable leveler glides or 4" adjustable casters. Adjustment range is 25-30" for glides and 27-31" for casters.
<b>D</b> Depth		Adjustment range enables Upstart tables to overlap or slide under adjacent tables and worksurfaces.
<b>C</b> Curved end		
<b>L</b> Left hand		
<b>4</b> Leg quantity		
<b>117</b> Top finish		
<b>117</b> Edge finish		
<b>117</b> Leg finish		
<b>G</b> Glides		

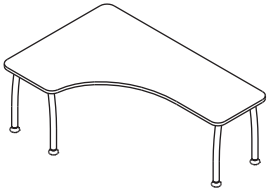
Upstart Tables  
*primary worksurfaces*  
*corner table desks*

Upstart

type	w	d	h	pattern no.	list price
Extended corner table desk, 90° extended left	72"	48"	25-30"	<b>AUP C7248S5</b> ( ) ( ) ( )	\$1,096.



Extended corner table desk, 90° extended right	48"	72"	25-30"	<b>AUP C4872S5</b> ( ) ( ) ( )	1,096.
--	-----	-----	--------	--------------------------------	--------



Corner table desk, 120°	48", 48"	22"	25-30"	<b>AUP V48S5</b> ( ) ( ) ( )	1,028.
-------------------------	----------	-----	--------	------------------------------	--------


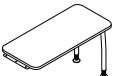


Order Code	Specification Information	Application Notes
Example: <b>AUP C7248S5 117 117 117 C</b>	Specify top, edge and leg finishes.	Upstart extended corner and corner shape tables include worksurface stiffeners that double as horizontal cable managers.
<b>A</b> Currents	<i>Casters/glides</i>	Upstart extended corner and corner shape tables combine computer support and adjacent work area in a basic table desk.
<b>UP</b> Upstart	C Casters	Upstart tops have plastic laminate surface with continuous T-mold edge.
<b>C</b> Table shape	G Glides	Upstart tables have four or five legs with 5" adjustable leveler glides or 4" adjustable casters. Adjustment range is 25-30" for glides and 27-31" for casters.
<b>72</b> Width, extended left		Adjustment range enables Upstart tables to overlap or slide under adjacent worksurfaces.
<b>48</b> Width		Extended corner table desks and 120° corner table desk are 22" deep on each side edge. Each back edge of 120° corner desk corresponds to 48" wide Currents linkable screens connected at a 120° angle.
<b>S</b> Depth		
<b>4</b> Leg quantity		
<b>117</b> Top finish		
<b>117</b> Edge finish		
<b>117</b> Leg finish		
<b>C</b> Casters		

# Upstart Tables

## secondary workspaces

Upstart






type	w	d	h	pattern no.	list price
 Rectangular table desk, four legs	48"	22"	25-30"	<b>AUP S48S4</b> ( ) ( ) ( )	\$616.
	48"	28"	25-30"	<b>AUP S48D4</b> ( ) ( ) ( )	686.
	60"	28"	25-30"	<b>AUP S60D4</b> ( ) ( ) ( )	754.
	72"	28"	25-30"	<b>AUP S72D4</b> ( ) ( ) ( )	789.
	72"	36"	25-30"	<b>AUP S72E4</b> ( ) ( ) ( )	822.
 Rectangular return, two legs	48"	22"	25-30"	<b>AUP S48S2</b> ( ) ( ) <b>G</b>	480.

Order Code	Specification Information	Application Notes
Example: <b>AUP S72E4 117 117 117 C</b>	Specify top, edge and leg finishes.	Upstart rectangular and rectangular return include a worksurface stiffener that doubles as a horizontal cable manager.
<b>A</b> Currents	<i>Casters/glides</i>	Upstart tops have plastic laminate surface with continuous T-mold edge.
<b>UP</b> Upstart	C Casters	Upstart tables have four or five legs with 5" adjustable leveler glides or 4" adjustable casters. Adjustment range is 25-30" for glides and 27-31" for casters.
<b>S</b> Table shape	G Glides	Adjustment range enables Upstart tables to overlap or slide under adjacent workspaces.
<b>72</b> Width		Rectangular return with two legs includes flat bracket for attachment to primary worksurface at right angle.
<b>E</b> Depth		
<b>4</b> Leg quantity		
<b>117</b> Top finish		
<b>117</b> Edge finish		
<b>117</b> Leg finish		
<b>C</b> Casters		

# Upstart Tables

## conference worksurfaces

Upstart



type	w	d	h	pattern no.	list price
Wiper table desk 	61"	32½"	25-30"	<b>AUP W60D4</b> ( ) ( ) ( )	\$754.
Oval table desk, four legs 	66"	36"	25-30"	<b>AUP O664</b> ( ) ( ) ( )	958.
Round table desk, four legs 	42"		25-30"	<b>AUP R424</b> ( ) ( ) ( )	714.
Half round table desk, four legs 	62"	30"	25-30"	<b>AUP D624</b> ( ) ( ) ( )	754.
Tripod table, three legs 	36"	36"	25-30"	<b>AUP T363</b> ( ) ( ) ( )	616.

Order Code	Specification Information	Application Notes
Example: <b>AUP O664 117 117 117 G</b>	Specify top, edge and leg finishes.	Upstart wiper, oval and half round tables include a worksurface stiffener that doubles as a horizontal cable manager.
<b>A</b> Currents	<i>Casters/glides</i>	Upstart conference table desks are designed to support conference work in combination with other worktables or systems furniture.
<b>UP</b> Upstart	C Casters	Upstart tops have plastic laminate surface with continuous T-mold edge.
<b>O</b> Table shape	G Glides	Upstart tables have four legs with 5" adjustable leveler glides or 4" adjustable casters. Adjustment range is 25-30" for glides and 27-31" for casters.
<b>66</b> Size		Tops adjust in height to permit conference tops to overlap or roll under adjacent tables.
<b>4</b> Leg quantity		Half round corresponds to back-to-back Y-shape tables or 30" deep straight tables.
<b>117</b> Top finish		
<b>117</b> Edge finish		
<b>117</b> Leg finish		
<b>G</b> Glides		

# Upstart Tables

*curved leg only*

Upstart

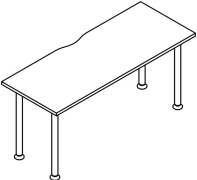
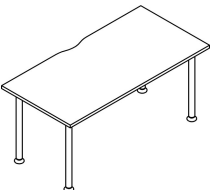
description	h	pattern no.	Paint
Curved leg with glide 	23 <sup>7</sup> / <sub>8</sub> " - 28 <sup>7</sup> / <sub>8</sub> "	<b>AUPCGV ( )</b>	\$99.
Curved leg with caster 	25 <sup>7</sup> / <sub>8</sub> " - 29 <sup>7</sup> / <sub>8</sub> "	<b>AUPCCV ( )</b>	99.

Order Code	Specification Information	Application Notes
Example: <b>AUPCC 114</b>	Specify:	Each curved Upstart leg comes with four (4) metal inserts and four (4) screws.
<b>A</b> Currents	<i>Casters/glides</i>	When creating a freestanding table using Upstart legs, Upstart legs must be attached using metal inserts.
<b>UP</b> Upstart	C Casters	
<b>C</b> Curved leg	G Glides	Curved Upstart legs must be positioned in accordance with BIFMA guidelines.
<b>C</b> Casters	<i>Leg finishes, paint</i>	Upstart tables have four or five curved legs with 5" adjustable leveler glides or 4" adjustable casters. Adjustment range is 27" - 31" for casters and 25" - 30" for glides.
<b>114</b> Leg finish	See Color Program Page	

# Plannable Upstart Tables

## Rectangular Table Desk

Upstart


description	w	d	h	pattern no.	lam.
	30"	23 3/8"	27 3/4" - 32 3/4"	<b>AUPM S30S4 ( ) G ( ) ( )</b>	\$491.
	36"	23 3/8"	27 3/4" - 32 3/4"	<b>AUPM S36S4 ( ) G ( ) ( )</b>	518.
	42"	23 3/8"	27 3/4" - 32 3/4"	<b>AUPM S42S4 ( ) G ( ) ( )</b>	548.
	48"	23 3/8"	27 3/4" - 32 3/4"	<b>AUPM S48S4 ( ) G ( ) ( )</b>	576.
	54"	23 3/8"	27 3/4" - 32 3/4"	<b>AUPM S54S4 ( ) G ( ) ( )</b>	602.
	60"	23 3/8"	27 3/4" - 32 3/4"	<b>AUPM S60S4 ( ) G ( ) ( )</b>	630.
	66"	23 3/8"	27 3/4" - 32 3/4"	<b>AUPM S66S4 ( ) G ( ) ( )</b>	660.
	72"	23 3/8"	27 3/4" - 32 3/4"	<b>AUPM S72S4 ( ) G ( ) ( )</b>	688.
	84"	23 3/8"	27 3/4" - 32 3/4"	<b>AUPM S84S4 ( ) G ( ) ( )</b>	743.
	30"	29 5/8"	27 3/4" - 32 3/4"	<b>AUPM S30D4 ( ) G ( ) ( )</b>	555.
	36"	29 5/8"	27 3/4" - 32 3/4"	<b>AUPM S36D4 ( ) G ( ) ( )</b>	584.
	42"	29 5/8"	27 3/4" - 32 3/4"	<b>AUPM S42D4 ( ) G ( ) ( )</b>	613.
	48"	29 5/8"	27 3/4" - 32 3/4"	<b>AUPM S48D4 ( ) ( ) ( ) ( )</b>	639.
	54"	29 5/8"	27 3/4" - 32 3/4"	<b>AUPM S54D4 ( ) ( ) ( ) ( )</b>	672.
	60"	29 5/8"	27 3/4" - 32 3/4"	<b>AUPM S60D4 ( ) ( ) ( ) ( )</b>	702.
	66"	29 5/8"	27 3/4" - 32 3/4"	<b>AUPM S66D4 ( ) ( ) ( ) ( )</b>	719.
	72"	29 5/8"	27 3/4" - 32 3/4"	<b>AUPM S72D4 ( ) ( ) ( ) ( )</b>	734.
	84"	29 5/8"	27 3/4" - 32 3/4"	<b>AUPM S84D4 ( ) ( ) ( ) ( )</b>	817.

Order Code	Specification Information	Application Notes
Example: <b>AUPM S72S4 AG 118 114 114</b>	Specify:	<i>Edge finishes, T-mold</i> See Color Program Page
<b>A</b> Currents	<i>Grommet/No grommet</i>	<i>Leg finishes, paint</i> See Color Program Page
<b>UP</b> Upstart	A Grommet	24" deep rectangular table desks can only be ordered with glides.
<b>M</b> Plannable	B No grommet	30" deep rectangular table desks in 30", 36" and 42" width can only be ordered with glides.
<b>S</b> Table Shape	<i>Casters/glides</i>	For Veneer Group 1, only black or trim grey edgebands can be specified.
<b>72</b> Width	C Casters	Translucent orange, Translucent blue and Frosty white edgebands are not available on Plannable Upstart tables.
<b>S</b> Depth	G Glides	Suspended pedestals may not be used on Upstart tables.
<b>4</b> Leg quantity	<i>Top finish, plastic laminates</i> See Color Program Page	
<b>A</b> Grommet	<i>Veneer Group 1</i> See Color Program Page. Veneer finishes are available through Custom Product Development.	
<b>G</b> Glides		
<b>118</b> Top finish		
<b>114</b> Edge finish		
<b>114</b> Leg finish		

# Plannable Upstart Tables

## Rectangular Return

Upstart

description	w	d	h	pattern no.	lam.
24" D 	36"	23 <sup>5</sup> / <sub>8</sub> "	27 <sup>3</sup> / <sub>4</sub> " - 32 <sup>3</sup> / <sub>4</sub> "	<b>AUPM S36S2</b> ( ) ( ) ( ) ( )	\$392.
	42"	23 <sup>5</sup> / <sub>8</sub> "	27 <sup>3</sup> / <sub>4</sub> " - 32 <sup>3</sup> / <sub>4</sub> "	<b>AUPM S42S2</b> ( ) ( ) ( ) ( )	420.
	48"	23 <sup>5</sup> / <sub>8</sub> "	27 <sup>3</sup> / <sub>4</sub> " - 32 <sup>3</sup> / <sub>4</sub> "	<b>AUPM S48S2</b> ( ) ( ) ( ) ( )	447.
	60"	23 <sup>5</sup> / <sub>8</sub> "	27 <sup>3</sup> / <sub>4</sub> " - 32 <sup>3</sup> / <sub>4</sub> "	<b>AUPM S60S2</b> ( ) ( ) ( ) ( )	540.

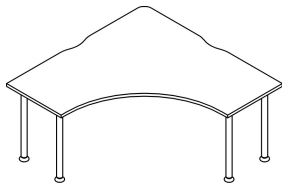
Order Code	Specification Information	Application Notes
Example: <b>AUPM S36S2 AC 118</b> <b>114 114</b>	Specify:	<i>Edge finishes, T-mold</i> See Color Program Page
<b>A</b> Currents	<i>Grommet/No grommet</i>	
<b>UP</b> Upstart	A Grommet	<i>Leg finishes, paint</i> See Color Program Page
<b>M</b> Plannable	B No grommet	For Veneer Group 1, only black or trim grey edgebands can be specified.
<b>S</b> Table Shape	<i>Casters/glides</i>	Translucent orange, Translucent blue and Frosty white edgebands are not available on Plannable Upstart tables.
<b>36</b> Width	C Casters	Suspended pedestals may not be used on Upstart tables.
<b>S</b> Depth	G Glides	
<b>2</b> Leg quantity	<i>Top finish, plastic laminates</i> See Color Program Page	Plannable Upstart tops have flat fronts allowing 2 tables to meet at right angles.
<b>A</b> Grommet	<i>Veneer Group 1</i> See Color Program Page. Veneer finishes are available through Custom Product Development.	Plannable Upstart tables have four or five straight legs with 5" adjustable leveler glides or 4" adjustable casters. Adjustment range is 27 <sup>3</sup> / <sub>4</sub> " - 31 <sup>3</sup> / <sub>4</sub> " for casters and 27 <sup>3</sup> / <sub>4</sub> " - 32 <sup>3</sup> / <sub>4</sub> " for glides.
<b>C</b> Casters		Rectangular return with two legs includes flat bracket for attachment to primary worksurfaces at right angle.
<b>118</b> Top finish		Plannable Upstart rectangular and rectangular return include a worksurface stiffener that doubles as a horizontal cable manager.
<b>114</b> Edge finish		
<b>114</b> Leg finish		

# Plannable Upstart Tables

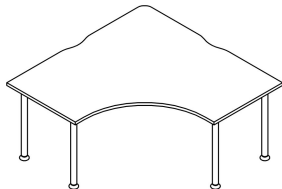
## corner

Upstart

description	w	d	h	pattern no.	lam.
24" D both sides corner worksurfaces	42"	42"	27 <sup>3</sup> / <sub>4</sub> " - 32 <sup>3</sup> / <sub>4</sub> "	<b>AUPM C4242S5</b> ( ) ( ) ( ) ( )	\$842.
	48"	48"	27 <sup>3</sup> / <sub>4</sub> " - 32 <sup>3</sup> / <sub>4</sub> "	<b>AUPM C4848S5</b> ( ) ( ) ( ) ( )	909.
	60"	60"	27 <sup>3</sup> / <sub>4</sub> " - 32 <sup>3</sup> / <sub>4</sub> "	<b>AUPM C6060S5</b> ( ) C ( ) ( )	1,185.



30" D both sides corner worksurfaces	42"	42"	27 <sup>3</sup> / <sub>4</sub> " - 32 <sup>3</sup> / <sub>4</sub> "	<b>AUPM C4242D5</b> ( ) ( ) ( ) ( )	888.
	48"	48"	27 <sup>3</sup> / <sub>4</sub> " - 32 <sup>3</sup> / <sub>4</sub> "	<b>AUPM C4848D5</b> ( ) ( ) ( ) ( )	956.
	60"	60"	27 <sup>3</sup> / <sub>4</sub> " - 32 <sup>3</sup> / <sub>4</sub> "	<b>AUPM C6060D5</b> ( ) C ( ) ( )	1,233.



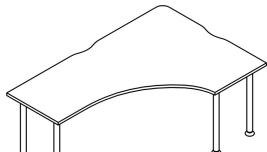
Order Code	Specification Information	Application Notes
Example: <b>AUPM C4242S5 AC 118 114 114</b>	Specify:	<i>Edge finishes, T-mold</i> See Color Program Page
<b>A</b> Currents	<i>Grommet/No grommet</i>	<i>Leg finishes, paint</i> See Color Program Page
<b>UP</b> Upstart	A Grommet	For Veneer Group 1, only black or trim grey edgebands can be specified.
<b>M</b> Plannable	B No grommet	Translucent orange, Translucent blue and Frosty white edgebands are not available on Plannable Upstart tables.
<b>C</b> Table Shape	<i>Casters/glides</i>	Suspended pedestals may not be used on Upstart tables.
<b>4242</b> Width	C Casters	Plannable Upstart tops have flat fronts allowing 2 tables to meet at right angles.
<b>S</b> Depth	G Glides	Plannable Upstart tables have four or five straight legs with 5" adjustable leveler glides or 4" adjustable casters. Adjustment range is 27 <sup>3</sup> / <sub>4</sub> " - 31 <sup>3</sup> / <sub>4</sub> " for casters and 27 <sup>3</sup> / <sub>4</sub> " - 32 <sup>3</sup> / <sub>4</sub> " for glides.
<b>5</b> Leg quantity	<i>Top finish, plastic laminates</i> See Color Program Page	Rectangular return with two legs includes flat bracket for attachment to primary worksurfaces at right angle.
<b>A</b> Grommet	<i>Veneer Group 1</i> See Color Program Page. Veneer finishes are available through Custom Product Development.	Plannable Upstart corner and extended corner include worksurface stiffeners that double as horizontal cable managers.
<b>C</b> Casters		
<b>118</b> Top finish		
<b>114</b> Edge finish		
<b>114</b> Leg finish		



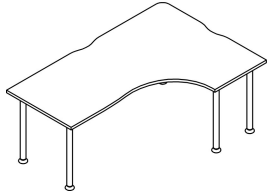
# Plannable Upstart Tables

## *extended corner*

## *extended left*

description	w	d	h	pattern no.	lam.
24" D both sides corner worksurface, extended left 	60"	36"	27 <sup>3</sup> / <sub>4</sub> " - 32 <sup>3</sup> / <sub>4</sub> "	<b>AUPM C6036S5</b> ( ) ( ) ( ) ( )	\$744.
	60"	42"	27 <sup>3</sup> / <sub>4</sub> " - 32 <sup>3</sup> / <sub>4</sub> "	<b>AUPM C6042S5</b> ( ) ( ) ( ) ( )	812.
	60"	48"	27 <sup>3</sup> / <sub>4</sub> " - 32 <sup>3</sup> / <sub>4</sub> "	<b>AUPM C6048S5</b> ( ) C ( ) ( ) ( )	883.
	72"	36"	27 <sup>3</sup> / <sub>4</sub> " - 32 <sup>3</sup> / <sub>4</sub> "	<b>AUPM C7236S5</b> ( ) ( ) ( ) ( )	883.
	72"	42"	27 <sup>3</sup> / <sub>4</sub> " - 32 <sup>3</sup> / <sub>4</sub> "	<b>AUPM C7242S5</b> ( ) C ( ) ( ) ( )	952.
	72"	48"	27 <sup>3</sup> / <sub>4</sub> " - 32 <sup>3</sup> / <sub>4</sub> "	<b>AUPM C7248S5</b> ( ) C ( ) ( ) ( )	1,021.
	84"	48"	27 <sup>3</sup> / <sub>4</sub> " - 32 <sup>3</sup> / <sub>4</sub> "	<b>AUPM C8448S5</b> ( ) C ( ) ( ) ( )	1,158.

30" D both sides corner worksurface, extended left 	60"	48"	27 <sup>3</sup> / <sub>4</sub> " - 32 <sup>3</sup> / <sub>4</sub> "	<b>AUPM C6048D5</b> ( ) C ( ) ( ) ( )	953.
	72"	48"	27 <sup>3</sup> / <sub>4</sub> " - 32 <sup>3</sup> / <sub>4</sub> "	<b>AUPM C7248D5</b> ( ) C ( ) ( ) ( )	1,090.
	84"	48"	27 <sup>3</sup> / <sub>4</sub> " - 32 <sup>3</sup> / <sub>4</sub> "	<b>AUPM C8448D5</b> ( ) C ( ) ( ) ( )	1,229.

30" D left/24" D right corner worksurface, extended left 	60"	42"	27 <sup>3</sup> / <sub>4</sub> " - 32 <sup>3</sup> / <sub>4</sub> "	<b>AUPM C6042L5</b> ( ) C ( ) ( ) ( )	883.
	60"	48"	27 <sup>3</sup> / <sub>4</sub> " - 32 <sup>3</sup> / <sub>4</sub> "	<b>AUPM C6048L5</b> ( ) C ( ) ( ) ( )	953.
	72"	42"	27 <sup>3</sup> / <sub>4</sub> " - 32 <sup>3</sup> / <sub>4</sub> "	<b>AUPM C7242L5</b> ( ) C ( ) ( ) ( )	1,021.
	72"	48"	27 <sup>3</sup> / <sub>4</sub> " - 32 <sup>3</sup> / <sub>4</sub> "	<b>AUPM C7248L5</b> ( ) C ( ) ( ) ( )	1,090.
	84"	48"	27 <sup>3</sup> / <sub>4</sub> " - 32 <sup>3</sup> / <sub>4</sub> "	<b>AUPM C8448L5</b> ( ) C ( ) ( ) ( )	1,229.

Order Code	Specification Information	Application Notes
Example: <b>AUPM C7236S5 AC 118 114 114</b>	Specify:	<i>Edge finishes, T-mold</i> See Color Program Page
<b>A</b> Currents	<i>Grommet/No grommet</i>	<i>Leg finishes, paint</i> See Color Program Page
<b>UP</b> Upstart	A Grommet	For Veneer Group 1, only black or trim grey edgebands can be specified.
<b>M</b> Plannable	B No grommet	Translucent orange, Translucent blue and Frosty white edgebands are not available on Plannable Upstart tables.
<b>C</b> Table Shape	<i>Casters/glides</i>	Suspended pedestals may not be used on Upstart tables.
<b>7236</b> Width	C Casters	
<b>S</b> Depth	G Glides	
<b>5</b> Leg quantity	<i>Top finish, plastic laminates</i> See Color Program Page	
<b>A</b> Grommet	<i>Veneer Group 1</i> See Color Program Page. Veneer finishes are available through Custom Product Development.	
<b>C</b> Casters		
<b>118</b> Top finish		
<b>114</b> Edge finish		
<b>114</b> Leg finish		

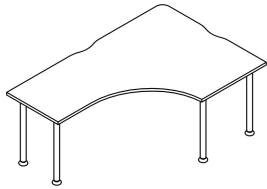
# Plannable Upstart Tables

Upstart

*extended corner*

*extended left*

description	w	d	h	pattern no.	lam.
24" D left/30" D right corner worksurface, extended left	60"	42"	27 <sup>3</sup> / <sub>4</sub> " - 32 <sup>3</sup> / <sub>4</sub> "	<b>AUPM C6042R5 ( ) C ( ) ( ) ( )</b>	\$883.
	60"	48"	27 <sup>3</sup> / <sub>4</sub> " - 32 <sup>3</sup> / <sub>4</sub> "	<b>AUPM C6048R5 ( ) C ( ) ( ) ( )</b>	953.
	72"	42"	27 <sup>3</sup> / <sub>4</sub> " - 32 <sup>3</sup> / <sub>4</sub> "	<b>AUPM C7242R5 ( ) C ( ) ( ) ( )</b>	1,021.
	72"	48"	27 <sup>3</sup> / <sub>4</sub> " - 32 <sup>3</sup> / <sub>4</sub> "	<b>AUPM C7248R5 ( ) C ( ) ( ) ( )</b>	1,090.
	84"	48"	27 <sup>3</sup> / <sub>4</sub> " - 32 <sup>3</sup> / <sub>4</sub> "	<b>AUPM C8448R5 ( ) C ( ) ( ) ( )</b>	1,229.



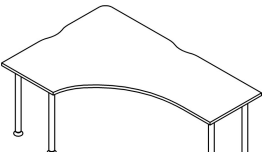
Order Code	Specification Information	Application Notes
Example: <b>AUPM C7236S5 AC 118 114 114</b>	Specify:	<i>Edge finishes, T-mold</i> See Color Program Page
<b>A</b> Currents	<i>Grommet/No grommet</i>	<i>Leg finishes, paint</i> See Color Program Page
<b>UP</b> Upstart	A Grommet	For Veneer Group 1, only black or trim grey edgebands can be specified.
<b>M</b> Plannable	B No grommet	Translucent orange, Translucent blue and Frosty white edgebands are not available on Plannable Upstart tables.
<b>C</b> Table Shape	<i>Casters/glides</i>	Suspended pedestals may not be used on Upstart tables.
<b>7236</b> Width	C Casters	
<b>S</b> Depth	G Glides	
<b>5</b> Leg quantity	<i>Top finish, plastic laminates</i> See Color Program Page	Plannable Upstart tops have flat fronts allowing 2 tables to meet at right angles.
<b>A</b> Grommet	<i>Veneer Group 1</i> See Color Program Page. Veneer finishes are available through Custom Product Development.	Plannable Upstart tables have four or five straight legs with 5" adjustable leveler glides or 4" adjustable casters. Adjustment range is 27 <sup>3</sup> / <sub>4</sub> " - 31 <sup>3</sup> / <sub>4</sub> " for casters and 27 <sup>3</sup> / <sub>4</sub> " - 32 <sup>3</sup> / <sub>4</sub> " for glides.
<b>C</b> Casters		Rectangular return with two legs includes flat bracket for attachment to primary worksurfaces at right angle.
<b>118</b> Top finish		Plannable Upstart corner and extended corner include worksurface stiffeners that double as horizontal cable managers.
<b>114</b> Edge finish		
<b>114</b> Leg finish		

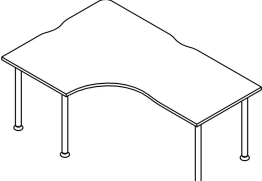
# Plannable Upstart Tables

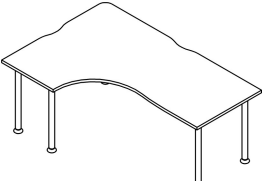
Upstart

## *extended corner*

## *extended right*

description	w	d	h	pattern no.	lam.
24" D both sides corner worksurface, extended right 	36"	60"	27 <sup>3</sup> / <sub>4</sub> " - 32 <sup>3</sup> / <sub>4</sub> "	<b>AUPM C3660S5</b> ( ) ( ) ( ) ( )	\$744.
	36"	72"	27 <sup>3</sup> / <sub>4</sub> " - 32 <sup>3</sup> / <sub>4</sub> "	<b>AUPM C3672S5</b> ( ) ( ) ( ) ( )	883.
	42"	60"	27 <sup>3</sup> / <sub>4</sub> " - 32 <sup>3</sup> / <sub>4</sub> "	<b>AUPM C4260S5</b> ( ) ( ) ( ) ( )	812.
	42"	72"	27 <sup>3</sup> / <sub>4</sub> " - 32 <sup>3</sup> / <sub>4</sub> "	<b>AUPM C4272S5</b> ( ) C ( ) ( ) ( )	952.
	48"	60"	27 <sup>3</sup> / <sub>4</sub> " - 32 <sup>3</sup> / <sub>4</sub> "	<b>AUPM C4860S5</b> ( ) C ( ) ( ) ( )	883.
	48"	72"	27 <sup>3</sup> / <sub>4</sub> " - 32 <sup>3</sup> / <sub>4</sub> "	<b>AUPM C4872S5</b> ( ) C ( ) ( ) ( )	1,021.
	48"	84"	27 <sup>3</sup> / <sub>4</sub> " - 32 <sup>3</sup> / <sub>4</sub> "	<b>AUPM C4884S5</b> ( ) C ( ) ( ) ( )	1,158.

30" D both sides corner worksurface, extended right 	48"	60"	27 <sup>3</sup> / <sub>4</sub> " - 32 <sup>3</sup> / <sub>4</sub> "	<b>AUPM C4860D5</b> ( ) C ( ) ( ) ( )	953.
	48"	72"	27 <sup>3</sup> / <sub>4</sub> " - 32 <sup>3</sup> / <sub>4</sub> "	<b>AUPM C4872D5</b> ( ) C ( ) ( ) ( )	1,090.
	48"	84"	27 <sup>3</sup> / <sub>4</sub> " - 32 <sup>3</sup> / <sub>4</sub> "	<b>AUPM C4884D5</b> ( ) C ( ) ( ) ( )	1,229.

24" D left/30" D right corner worksurface, extended right 	42"	60"	27 <sup>3</sup> / <sub>4</sub> " - 32 <sup>3</sup> / <sub>4</sub> "	<b>AUPM C4260R5</b> ( ) C ( ) ( ) ( )	883.
	42"	72"	27 <sup>3</sup> / <sub>4</sub> " - 32 <sup>3</sup> / <sub>4</sub> "	<b>AUPM C4272R5</b> ( ) C ( ) ( ) ( )	1,021.
	48"	60"	27 <sup>3</sup> / <sub>4</sub> " - 32 <sup>3</sup> / <sub>4</sub> "	<b>AUPM C4860R5</b> ( ) C ( ) ( ) ( )	953.
	48"	72"	27 <sup>3</sup> / <sub>4</sub> " - 32 <sup>3</sup> / <sub>4</sub> "	<b>AUPM C4872R5</b> ( ) C ( ) ( ) ( )	1,090.
	48"	84"	27 <sup>3</sup> / <sub>4</sub> " - 32 <sup>3</sup> / <sub>4</sub> "	<b>AUPM C4884R5</b> ( ) C ( ) ( ) ( )	1,229.

Order Code	Specification Information	Application Notes
Example: <b>AUPM C4872S5 AC 118 114 114</b>	Specify:	<i>Edge finishes, T-mold</i> See Color Program Page
<b>A</b> Currents	<i>Grommet/No grommet</i>	<i>Leg finishes, paint</i> See Color Program Page
<b>UP</b> Upstart	A Grommet	For Veneer Group I, only black or trim grey edgebands can be specified.
<b>M</b> Plannable	B No grommet	Translucent orange, Translucent blue and Frosty white edgebands are not available on Plannable Upstart tables.
<b>C</b> Table Shape	<i>Casters/glides</i>	Suspended pedestals may not be used on Upstart tables.
<b>4872</b> Width	C Casters	
<b>S</b> Depth	G Glides	
<b>5</b> Leg quantity	<i>Top finish, plastic laminates</i> See Color Program Page	
<b>A</b> Grommet	<i>Veneer Group I</i> See Color Program Page. Veneer finishes are available through Custom Product Development.	
<b>C</b> Casters		
<b>118</b> Top finish		
<b>114</b> Edge finish		
<b>114</b> Leg finish		

Plannable Upstart tops have flat fronts allowing 2 tables to meet at right angles.

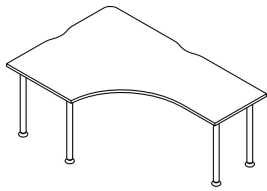
Plannable Upstart tables have four or five straight legs with 5" adjustable leveler glides or 4" adjustable casters. Adjustment range is 27<sup>3</sup>/<sub>4</sub>" - 31<sup>3</sup>/<sub>4</sub>" for casters and 27<sup>3</sup>/<sub>4</sub>" - 32<sup>3</sup>/<sub>4</sub>" for glides.

Rectangular return with two legs includes flat bracket for attachment to primary worksurfaces at right angle.

Plannable Upstart corner and extended corner include worksurface stiffeners that double as horizontal cable managers.

Plannable Upstart Tables  
*extended corner*  
*extended right*

description	w	d	h	pattern no.	lam.
30" D left/24" D right corner worksurface, extended right	42"	60"	27 <sup>3</sup> / <sub>4</sub> " - 32 <sup>3</sup> / <sub>4</sub> "	<b>AUPM C4260L5 ( ) C ( ) ( )</b>	\$883.
	42"	72"	27 <sup>3</sup> / <sub>4</sub> " - 32 <sup>3</sup> / <sub>4</sub> "	<b>AUPM C4272L5 ( ) C ( ) ( )</b>	1,021.
	48"	60"	27 <sup>3</sup> / <sub>4</sub> " - 32 <sup>3</sup> / <sub>4</sub> "	<b>AUPM C4860L5 ( ) C ( ) ( )</b>	953.
	48"	72"	27 <sup>3</sup> / <sub>4</sub> " - 32 <sup>3</sup> / <sub>4</sub> "	<b>AUPM C4872L5 ( ) C ( ) ( )</b>	1,090.
	48"	84"	27 <sup>3</sup> / <sub>4</sub> " - 32 <sup>3</sup> / <sub>4</sub> "	<b>AUPM C4884L5 ( ) C ( ) ( )</b>	1,229.



Order Code	Specification Information	Application Notes
Example: <b>AUPM C4872S5 AC 118 114 114</b>	Specify:	<i>Edge finishes, T-mold</i> See Color Program Page
<b>A</b> Currents	<i>Grommet/No grommet</i>	<i>Leg finishes, paint</i> See Color Program Page
<b>UP</b> Upstart	A Grommet	For Veneer Group 1, only black or trim grey edgebands can be specified.
<b>M</b> Plannable	B No grommet	Translucent orange, Translucent blue and Frosty white edgebands are not available on Plannable Upstart tables.
<b>C</b> Table Shape	<i>Casters/glides</i>	Suspended pedestals may not be used on Upstart tables.
<b>4872</b> Width	C Casters	
<b>S</b> Depth	G Glides	
<b>5</b> Leg quantity	<i>Top finish, plastic laminates</i> See Color Program Page	
<b>A</b> Grommet	<i>Veneer Group 1</i> See Color Program Page. Veneer finishes are available through Custom Product Development.	
<b>C</b> Casters		
<b>118</b> Top finish		
<b>114</b> Edge finish		
<b>114</b> Leg finish		

Plannable Upstart tops have flat fronts allowing 2 tables to meet at right angles.

Plannable Upstart tables have four or five straight legs with 5" adjustable leveler glides or 4" adjustable casters. Adjustment range is 27<sup>3</sup>/<sub>4</sub>" - 31<sup>3</sup>/<sub>4</sub>" for casters and 27<sup>3</sup>/<sub>4</sub>" - 32<sup>3</sup>/<sub>4</sub>" for glides.

Rectangular return with two legs includes flat bracket for attachment to primary worksurfaces at right angle.

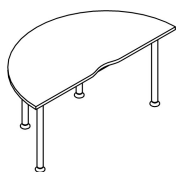
Plannable Upstart corner and extended corner include worksurface stiffeners that double as horizontal cable managers.

# Plannable Upstart Tables

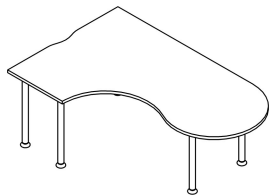
## half round and P-shapes

Upstart

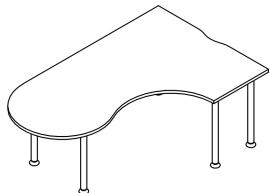
description	w	d	h	pattern no.	lam.
Half round table desk, four legs	59"	30"	27 <sup>3</sup> / <sub>4</sub> " - 32 <sup>3</sup> / <sub>4</sub> "	<b>AUPM D594 ( ) G ( ) ( )</b>	\$702.
	60"	30"	27 <sup>3</sup> / <sub>4</sub> " - 32 <sup>3</sup> / <sub>4</sub> "	<b>AUPM D604 ( ) G ( ) ( )</b>	702.



P-shape surface, extended right	48"	75"	27 <sup>3</sup> / <sub>4</sub> " - 32 <sup>3</sup> / <sub>4</sub> "	<b>AUPM P4875S5 ( ) C ( ) ( )</b>	1,173.
---------------------------------	-----	-----	---	-----------------------------------	--------



P-shape surface, extended left	75"	48"	27 <sup>3</sup> / <sub>4</sub> " - 32 <sup>3</sup> / <sub>4</sub> "	<b>AUPM P7548S5 ( ) C ( ) ( )</b>	1,173.
--------------------------------	-----	-----	---	-----------------------------------	--------



Order Code	Specification Information	Application Notes
Example: <b>AUPM P4875S5 AC 118 114 114</b>	Specify:	<i>Edge finishes, T-mold</i> See Color Program Page
<b>A</b> Currents	<i>Grommet/No grommet</i>	<i>Leg finishes, paint</i> See Color Program Page
<b>UP</b> Upstart	A Grommet	For Veneer Group 1, only black or trim grey edgebands can be specified.
<b>M</b> Plannable	B No grommet	Translucent orange, Translucent blue and Frosty white edgebands are not available on Plannable Upstart tables.
<b>P</b> Table Shape	<i>Casters/glides</i>	Suspended pedestals may not be used on Upstart tables.
<b>4875</b> Width	C Casters	
<b>S</b> Depth	G Glides	
<b>5</b> Leg quantity	<i>Top finish, plastic laminates</i> See Color Program Page	
<b>A</b> Grommet	<i>Veneer Group 1</i> See Color Program Page. Veneer finishes are available through Custom Product Development.	
<b>C</b> Casters		
<b>118</b> Top finish		
<b>114</b> Edge finish		
<b>114</b> Leg finish		

### Application Notes

Plannable Upstart tops have flat fronts allowing 2 tables to meet at right angles.

Plannable Upstart tables have four or five straight legs with 5" adjustable leveler glides or 4" adjustable casters. Adjustment range is 27<sup>3</sup>/<sub>4</sub>" - 31<sup>3</sup>/<sub>4</sub>" for casters and 27<sup>3</sup>/<sub>4</sub>" - 32<sup>3</sup>/<sub>4</sub>" for glides.

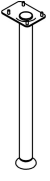

Rectangular return with two legs includes flat bracket for attachment to primary worksurfaces at right angle.

Plannable Upstart half round and P-shape tables include worksurface stiffeners that double as horizontal cable managers.


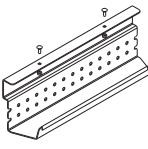


# Plannable Upstart Tables

*straight leg only*

Upstart

description	h	pattern no.	Paint
Straight leg with glide 	26 <sup>5</sup> / <sub>8</sub> " - 31 <sup>5</sup> / <sub>8</sub> "	<b>AUPM SGV ( )</b>	\$99.
Straight leg with caster 	26 <sup>5</sup> / <sub>8</sub> " - 30 <sup>5</sup> / <sub>8</sub> "	<b>AUPM SCV ( )</b>	99.

Order Code	Specification Information	Application Notes
Example: <b>AUPM SC 114</b>	Specify:	<b>Plannable Upstart straight leg may not be used with Original Upstart tables due to stability issues.</b>
<b>A</b> Currents	<i>Casters/glides</i>	
<b>UP</b> Upstart	C Casters	Each straight Plannable Upstart leg comes with four (4) metal inserts and four (4) screws.
<b>M</b> Plannable	G Glides	
<b>S</b> Straight leg	<i>Leg finishes, paint</i>	When creating a freestanding table using Upstart legs, Upstart legs must be attached using metal inserts.
<b>C</b> Casters	See Color Program Page	Straight Plannable Upstart legs must be positioned in accordance with BIFMA guidelines.
<b>114</b> Leg finish		Plannable Upstart tables have four or five straight legs with 5" adjustable leveler glides or 4" adjustable casters. Adjustment range is 27 <sup>3</sup> / <sub>4</sub> " - 31 <sup>3</sup> / <sub>4</sub> " for casters and 27 <sup>3</sup> / <sub>4</sub> " - 32 <sup>3</sup> / <sub>4</sub> " for glides.

type	w	d	h	pattern no.	list price
Flat bracket 	3 1/2"	14"		<b>AB1 F24</b>	\$35.
Cable tray 	20"	2"	6"	<b>AR1 CB</b>	139.
Carpet grips (set of 10) 				<b>MM2CG</b>	24.
Non skid grips (set of 10) 				<b>AA1NSK</b>	38.
Lockable caster (set of 4)	2"	2"	2 1/4"	<b>AUPLC4</b>	45.
Lockable caster (set of 5)	2"	2"	2 1/4"	<b>AUPLC5</b>	56.

**Order Code**

Example: <b>AA1-NSK</b>
<b>A</b> Currents
<b>A1</b> Accessory
<b>NSK</b> Non skid grips

**Specification Information**

Flat bracket and cable tray are black, painted steel.

**Application Notes**

Flat bracket attaches return worksurface to primary worksurface at right angle.

Cable tray attaches beneath stiffener under table surface to accommodate transformers or a bundle of cable.

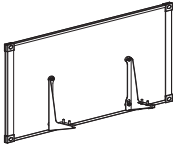
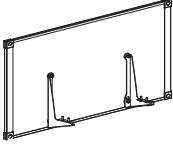
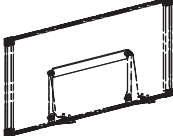
Carpet grips snap into underside of Upstart leveling glides for traction on carpeted floors.

Non-skid grips snap into leveling glides for traction on hard-surface floors.

Locking casters replace standard non-locking casters.

# Upstart Privacy Screens for Upstart tables

Upstart

type	application	w	d	h	pattern no.	list price	
	Polycarbonate screen, back of table	36"	3/4"	24"	<b>AUP B3624RC ( )</b>	\$492.	
		48"	3/4"	24"	<b>AUP B4824RC ( )</b>	561.	
		60"	3/4"	24"	<b>AUP B6024RC ( )</b>	648.	
		72"	3/4"	24"	<b>AUP B7224RC ( )</b>	707.	
	Marker surface screen, back of table	36"	3/4"	24"	<b>AUP B3624M ( )</b>	492.	
		48"	3/4"	24"	<b>AUP B4824M ( )</b>	561.	
		60"	3/4"	24"	<b>AUP B6024M ( )</b>	648.	
		72"	3/4"	24"	<b>AUP B7224M ( )</b>	707.	
	Magnet rail	36" screen	18"	1/4"	2"	<b>AUP MR36 ( )</b>	56.
		48" screen	30"	1/4"	2"	<b>AUP MR48 ( )</b>	65.
		60" screen	36"	1/4"	2"	<b>AUP MR60 ( )</b>	72.
		72" screen	48"	1/4"	2"	<b>AUP MR72 ( )</b>	77.

## Order Code

Example:	<b>AUP B7224 RC 117</b>
<b>A</b>	Currents
<b>UP</b>	Upstart
<b>B</b>	Back of worksurface
<b>72</b>	Width
<b>24</b>	Height
<b>RC</b>	Polycarbonate
<b>117</b>	Paint finish

## Specification Information

Specify surface type and painted finish for screen frame, brackets and magnet rail.

### Surface type:

RC Ribbed polycarbonate  
M Marker Surface

## Application Notes

Upstart screens mount on the back of Upstart tables to provide partial enclosure above and below worksurface height.

Screens have a translucent, ribbed polycarbonate or marker surface core. Perimeter frame is painted steel with trim grey molded corner blocks.

Screens include brackets that mount to matching holes under Upstart tables of the same width. Bracket holes are also provided for mounting two 36" wide screens on a 72" wide Upstart table.

Screen mounts in two positions, creating enclosure to a height of 39" or 48" when the table top is adjusted to 28".

Screens may be shared between desks in back to back configurations.

Magnet rails span between screen mounting brackets to hang paper documents.

Magnet rails correspond in width to privacy screens.

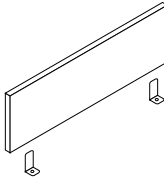
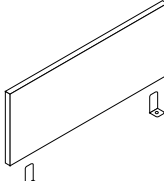
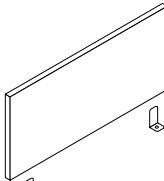
Please refer to Introduction page for table and screen dimensions.



# Plannable Upstart Privacy Screens

## back screens

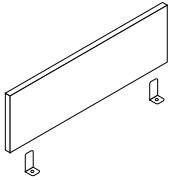
Upstart

description	type	w	d	h	pattern no.	10	15	20	30	40	45
 Back of worksurface screens to 42"H		30"	3/4"	15"	<b>MZ1-B3015-(-)</b>	\$258.	\$291.	\$298.	\$327.	\$367.	\$408.
		36"	3/4"	15"	<b>MZ1-B3615-(-)</b>	310.	338.	346.	380.	418.	449.
		42"	3/4"	15"	<b>MZ1-B4215-(-)</b>	380.	397.	410.	451.	492.	526.
		48"	3/4"	15"	<b>MZ1-B4815-(-)</b>	427.	444.	457.	502.	562.	600.
		54"	3/4"	15"	<b>MZ1-B5415-(-)</b>	498.	513.	527.	583.	636.	675.
		60"	3/4"	15"	<b>MZ1-B6015-(-)</b>	549.	559.	579.	634.	707.	752.
		66"	3/4"	15"	<b>MZ1-B6615-(-)</b>	*	603.	*	*	*	*
		72"	3/4"	15"	<b>MZ1-B7215-(-)</b>	*	669.	*	*	*	*
	78"	3/4"	15"	<b>MZ1-B7815-(-)</b>	*	733.	*	*	*	*	
 Back of worksurface screens to overhead support height, 46"H		30"	3/4"	19"	<b>MZ1-B3019-(-)</b>	328.	357.	367.	402.	442.	481.
		36"	3/4"	19"	<b>MZ1-B3619-(-)</b>	405.	426.	437.	482.	514.	546.
		42"	3/4"	19"	<b>MZ1-B4219-(-)</b>	480.	490.	501.	555.	612.	648.
		48"	3/4"	19"	<b>MZ1-B4819-(-)</b>	544.	557.	570.	629.	726.	740.
		54"	3/4"	19"	<b>MZ1-B5419-(-)</b>	620.	623.	645.	708.	760.	808.
		60"	3/4"	19"	<b>MZ1-B6019-(-)</b>	669.	687.	707.	782.	831.	886.
		66"	3/4"	19"	<b>MZ1-B6619-(-)</b>	*	753.	*	*	*	*
		72"	3/4"	19"	<b>MZ1-B7219-(-)</b>	*	823.	*	*	*	*
	78"	3/4"	19"	<b>MZ1-B7819-(-)</b>	*	892.	*	*	*	*	
 Back of worksurface screens, to Reuter overhead support height, 49"H		30"	3/4"	22"	<b>MZ1-B3022-(-)</b>	402.	422.	432.	481.	514.	549.
		36"	3/4"	22"	<b>MZ1-B3622-(-)</b>	497.	513.	527.	581.	622.	645.
		42"	3/4"	22"	<b>MZ1-B4222-(-)</b>	570.	581.	600.	659.	733.	768.
		48"	3/4"	22"	<b>MZ1-B4822-(-)</b>	669.	670.	690.	762.	814.	887.
		54"	3/4"	22"	<b>MZ1-B5422-(-)</b>	734.	735.	762.	845.	897.	947.
		60"	3/4"	22"	<b>MZ1-B6022-(-)</b>	782.	819.	845.	931.	985.	1,020.
		66"	3/4"	22"	<b>MZ1-B6622-(-)</b>	*	910.	*	*	*	*
		72"	3/4"	22"	<b>MZ1-B7222-(-)</b>	*	976.	*	*	*	*
	78"	3/4"	22"	<b>MZ1-B7822-(-)</b>	*	1,051.	*	*	*	*	

Order Code	Specification Information	Application Notes
Example: <b>MZ1-B6619-15-W210/20</b> <b>MZ1</b> Morrison Network privacy screen <b>B</b> Back of worksurface <b>66</b> Width <b>19</b> Height <b>15</b> Surface type and group no. <b>W210/20</b> Upholstery	<b>Surface type:</b> 10- Fabric group 10 15- Fabric group 15 20- Fabric group 20 30- Fabric group 30 40- Fabric group 40 45- Fabric group 45  Morrison Network screens may be used with Plannable Upstart tables. Refer to front of Upstart price book for planning information.  * Screens 66"w and wider are available with fabric railroaded to fit the screens' width. Please contact Knoll Custom Product Development to establish pattern numbers.	Back of worksurface screens provide visual barrier and tackable surface from underside of worksurface to a height of 42", 46" or 49".  Screen widths should correspond to straight worksurface width, or sum of VDT corner and return widths.  Use back of worksurface screen for VDT applications where one side is backed by a vertical panel.  VDT worksurfaces will accept back screens on only one back edge.  Back screens may not be used at the end of a straight worksurface; use end screens in this application.  Privacy screens are not available in a combination of fabrics.  Back of worksurface screens are full dimension: two smaller screens may be substituted for a larger one. For example, if using fabric grades 20-70, specify two 36" screens for a 72" surface.
		Between back-to-back straight or VDT worksurfaces specify a single 3/4" back screen. This allows back-to-back 23 5/8"D or 29 5/8"D worksurfaces to plan on a precise 6" module.  15" high screens are used for a 42" horizon.  19"H screens are used to fill in space between worksurface and Morrison overhead.  22"H screens fill the space between worksurface and Reuter overhead.  All but shared end screens start at the bottom of the worksurface.  Privacy screens are supported by brackets fastened at worksurface inserts. Privacy screens include mounting brackets, insert kit, and stiffener clip.  For replacement screen stiffeners see Accessories page.  Privacy screens may be specified to achieve ASTM E-84 Class "A" flamespread rating.

# Plannable Upstart Privacy Screens

## VDT screens

description	type	w	d	h	pattern no.	10	15	20	30	40	45
	To 42"H	35 <sup>5</sup> / <sub>8</sub> "	3/4"	15"	<b>MZ1-V3615-()</b>	\$310.	\$338.	\$346.	\$367.	\$408.	\$449.
		41 <sup>5</sup> / <sub>8</sub> "	3/4"	15"	<b>MZ1-V4215-()</b>	380.	397.	410.	442.	481.	526.
		47 <sup>5</sup> / <sub>8</sub> "	3/4"	15"	<b>MZ1-V4815-()</b>	427.	444.	457.	492.	546.	600.
		59 <sup>5</sup> / <sub>8</sub> "	3/4"	15"	<b>MZ1-V6015-()</b>	542.	562.	581.	621.	686.	743.
		71 <sup>5</sup> / <sub>8</sub> "	3/4"	15"	<b>MZ1-V7215-()</b>	*	676.	*	*	*	*
	To 46"H	35 <sup>5</sup> / <sub>8</sub> "	3/4"	19"	<b>MZ1-V3619-()</b>	409.	423.	437.	465.	499.	546.
		41 <sup>5</sup> / <sub>8</sub> "	3/4"	19"	<b>MZ1-V4219-()</b>	480.	490.	501.	535.	600.	648.
		47 <sup>5</sup> / <sub>8</sub> "	3/4"	19"	<b>MZ1-V4819-()</b>	544.	559.	579.	616.	670.	740.
		59 <sup>5</sup> / <sub>8</sub> "	3/4"	19"	<b>MZ1-V6019-()</b>	683.	706.	732.	793.	878.	951.
		71 <sup>5</sup> / <sub>8</sub> "	3/4"	19"	<b>MZ1-V7219-()</b>	*	852.	*	*	*	*
	To 49"H	35 <sup>5</sup> / <sub>8</sub> "	3/4"	22"	<b>MZ1-V3622-()</b>	497.	513.	527.	564.	600.	645.
		41 <sup>5</sup> / <sub>8</sub> "	3/4"	22"	<b>MZ1-V4222-()</b>	570.	581.	600.	629.	718.	768.
		47 <sup>5</sup> / <sub>8</sub> "	3/4"	22"	<b>MZ1-V4822-()</b>	669.	672.	692.	735.	740.	887.
		59 <sup>5</sup> / <sub>8</sub> "	3/4"	22"	<b>MZ1-V6022-()</b>	792.	822.	847.	922.	1,017.	1,104.
		71 <sup>5</sup> / <sub>8</sub> "	3/4"	22"	<b>MZ1-V7222-()</b>	*	985.	*	*	*	*

Order Code	Specification Information	Application Notes
<p>Example: <b>MZ1-V4822-15-W210/20</b></p> <p><b>MZ1</b> Morrison Network privacy screen</p> <hr/> <p><b>V</b> VDT</p> <hr/> <p><b>48</b> Width</p> <hr/> <p><b>22</b> Height</p> <hr/> <p><b>15</b> Surface type and group no.</p> <hr/> <p><b>W210/20</b> Upholstery</p>	<p><i>Surface type:</i></p> <p>10- Fabric group 10            15- Fabric group 15            20- Fabric group 20            30- Fabric group 30            40- Fabric group 40            45- Fabric group 45</p> <p>VDT worksurfaces will not accept back screens on both back edges. Use VDT screens on at least one back edge.</p> <p>VDT screens are not in pairs; specify one for each back edge or one VDT screen and one back screen.</p> <p>* Screens 66" w and wider are available with fabric railroaded to fit the screens' width. Please contact Knoll Custom Product Development to establish pattern numbers.</p>	<p>Privacy screens are supported by brackets fastened at worksurface inserts. Privacy screens include mounting brackets, insert kit and stiffener clip.</p> <p>15" high screens are used for a 42" horizon.</p> <p>19"H screens are used to fill in space between worksurface and desk mounted Morrison Network overheads.</p> <p>22"H screens fill the space between worksurface and desk mounted Reuter overheads.</p> <p>Privacy screens may be specified to achieve ASTM E-84 Class "A" flamespread rating.</p>

# Alpha-Numeric Index

<i>pattern no.</i>	<i>page</i>	<i>pattern no.</i>	<i>page</i>	<i>pattern no.</i>	<i>page</i>
AA1NSK	22	AUPM C4884R5	18	MZ1-B4222	24
AB1 F24	22	AUPM C4884S5	18	MZ1-B4815	24
ARI CB	22	AUPM C6036S5	16	MZ1-B4819	24
AUP B3624M	23	AUPM C6042L5	16	MZ1-B4822	24
AUP B3624RC	23	AUPM C6042R5	17	MZ1-B5415	24
AUP B4824M	23	AUPM C6042S5	16	MZ1-B5419	24
AUP B4824RC	23	AUPM C6048D5	16	MZ1-B5422	24
AUP B6024M	23	AUPM C6048L5	16	MZ1-B6015	24
AUP B6024RC	23	AUPM C6048R5	17	MZ1-B6019	24
AUP B7224M	23	AUPM C6048S5	16	MZ1-B6022	24
AUP B7224RC	23	AUPM C6060D5	15	MZ1-B6615	24
AUP C4872S5	9	AUPM C6060S5	15	MZ1-B6619	24
AUP C7248S5	9	AUPM C7236S5	16	MZ1-B6622	24
AUP D624	11	AUPM C7242L5	16	MZ1-B7215	24
AUP M72DC4	8	AUPM C7242R5	17	MZ1-B7219	24
AUP M72DF4	8	AUPM C7242S5	16	MZ1-B7222	24
AUP MR36	23	AUPM C7248D5	16	MZ1-B7815	24
AUP MR48	23	AUPM C7248L5	16	MZ1-B7819	24
AUP MR60	23	AUPM C7248R5	17	MZ1-B7822	24
AUP MR72	23	AUPM C7248S5	16	MZ1-V3615	25
AUP O664	11	AUPM C8448D5	16	MZ1-V3619	25
AUP R424	11	AUPM C8448L5	16	MZ1-V3622	25
AUP S48D4	10	AUPM C8448R5	17	MZ1-V4215	25
AUP S48S2	10	AUPM C8448S5	16	MZ1-V4219	25
AUP S48S4	10	AUPM D594	20	MZ1-V4222	25
AUP S60D4	10	AUPM D604	20	MZ1-V4815	25
AUP S72D4	10	AUPM P4875S5	20	MZ1-V4819	25
AUP S72E4	10	AUPM P7548S5	20	MZ1-V4822	25
AUP T363	11	AUPM S30D4	13	MZ1-V6015	25
AUP V48S5	9	AUPM S30S4	13	MZ1-V6019	25
AUP W60D4	11	AUPM S36D4	13	MZ1-V6022	25
AUP Y72DCL4	8	AUPM S36S2	14	MZ1-V7215	25
AUP Y72DCR4	8	AUPM S36S4	13	MZ1-V7219	25
AUP Y72DFL4	8	AUPM S42D4	13	MZ1-V7222	25
AUP Y72DFR4	8	AUPM S42S2	14		
AUPCCV	12	AUPM S42S4	13		
AUPCGV	12	AUPM S48D4	13		
AUPLC4	22	AUPM S48S2	14		
AUPLC5	22	AUPM S48S4	13		
AUPM C3660S5	18	AUPM S54D4	13		
AUPM C3672S5	18	AUPM S54S4	13		
AUPM C4242D5	15	AUPM S60D4	13		
AUPM C4242S5	15	AUPM S60S2	14		
AUPM C4260L5	19	AUPM S60S4	13		
AUPM C4260R5	18	AUPM S66D4	13		
AUPM C4260S5	18	AUPM S66S4	13		
AUPM C4272L5	19	AUPM S72D4	13		
AUPM C4272R5	18	AUPM S72S4	13		
AUPM C4272S5	18	AUPM S84D4	13		
AUPM C4848D5	15	AUPM S84S4	13		
AUPM C4848S5	15	AUPM SCV	21		
AUPM C4860D5	18	AUPM SGV	21		
AUPM C4860L5	19	MM2CG	22		
AUPM C4860R5	18	MZ1-B3015	24		
AUPM C4860S5	18	MZ1-B3019	24		
AUPM C4872D5	18	MZ1-B3022	24		
AUPM C4872L5	19	MZ1-B3615	24		
AUPM C4872R5	18	MZ1-B3619	24		
AUPM C4872S5	18	MZ1-B3622	24		
AUPM C4884D5	18	MZ1-B4215	24		
AUPM C4884L5	19	MZ1-B4219	24		

# Selling Policy

	<p>This Selling Policy supercedes all previous selling policies. Prices, discounts and product offerings are subject to change without notice.</p>
<b>Terms &amp; Conditions of Sales</b>	<p>Sales by Knoll, Inc. or Knoll North America Corp. ("Seller") of Knoll Product Lines (hereinafter "Products") within the United States and Canada are made only on the terms which are contained in this Selling Policy. Seller hereby gives notice of its objection to any different or additional terms and conditions. This sale is expressly conditional upon Purchaser's assent to the terms and conditions set forth below. Additional terms and conditions may apply to KnollStudio and KnollTextiles orders. These terms and conditions may be modified or supplemented only by a written document signed by an authorized representative of Seller. These terms and conditions supercede any prior and/or contemporaneous agreements or correspondence between Purchaser and Seller. Written quotations expire thirty (30) days from the date of issuance and can be withdrawn by written notice anytime during that period. Where Purchaser and Seller have entered into the Knoll Electronic Terms and Conditions, all orders, acknowledgements, invoices and other business communications placed or transmitted in accordance with the Knoll Electronic Terms and Conditions shall be deemed to be in writing and signed and shall be valid for all purposes as if they were originated and maintained in documentary form.</p>
<b>Ordering Information</b>	<p>All orders must be in writing. The product pattern number(s) contained on Seller's order acknowledgement shall be the final expression of the order.</p>
<b>Order Confirmation</b>	<p>A purchase order is not binding on Seller until Purchaser has received Seller's order confirmation or acknowledgment.</p>
<b>Pricing Policies</b>	<p>List prices are subject to change without notice.</p> <p>List prices shall be those prices in effect on the date of receipt of a complete purchase order unless shipment is requested more than ninety (90) days after order entry in which case prices in effect on the date of shipment apply. List prices include specified freight costs. Unless specified in writing by Seller, no other charges are included in Seller's list prices.</p>
<b>Taxes</b>	<p>All sales, use, excise and other taxes applicable to the sale of the Products shall be paid by Purchaser. If Purchaser claims an exemption from any tax, Purchaser shall submit to Seller the appropriate exemption certificates.</p>
<b>Terms of Payment</b>	<p>Payment for one hundred percent (100%) of the net order amount is due within thirty (30) days of the date of invoice, which is generally issued upon shipment. In case of any discrepancies, such as shortages, and Seller is notified in writing within ten (10) days of receipt of Product, only that portion may be deducted and the balance paid. For orders greater than \$100,000 net, a fifty percent (50%) deposit is due at the time of order placement, with the remainder due within thirty (30) days of the date of invoice.</p> <p>KnollStudio orders less than \$2,000 require payment for one hundred percent (100%) of the net order amount (including any applicable sales tax and charges for inside delivery, special packaging, etc.), due at time of order placement. For KnollStudio orders greater than \$2,000, a one-half (50%) deposit is due at time of order placement with the remainder (including any applicable sales tax and charges for inside delivery, special packaging, etc.) due prior to shipment.</p> <p>If, in the judgment of Seller, Purchaser's financial condition does not justify the terms of the payment, Seller may require full or partial payment in advance.</p> <p>Past due accounts shall be charged one and one-half percent (1.5%) per month, or the highest rate permitted by law, whichever is less, and will be added to the outstanding balance. In the event Purchaser defaults on payment, Purchaser shall be liable for all collection costs, including reasonable attorney's fees and costs.</p>
<b>Changes and Cancellation</b>	<p>Purchase orders may not be changed or cancelled, in whole or in part, without prior written consent of Seller. Changes may effect delivery dates. Expenses incurred because of changes shall be charged to Purchaser. In the event of cancellations, Purchaser will be liable for reasonable cancellation charges established by Seller. Orders for special Product, orders including "COM" (hereinafter defined) material and orders pursuant to expedited delivery programs, may not be canceled.</p>
<b>Freight Prepaid</b>	<p>Freight is prepaid and included in the price of all Products, except KnollTextiles, within the 48 contiguous United States for orders placed with Knoll, Inc. and within Canada, excluding the Yukon, Northwest Territories, Nunavut and Newfoundland for orders placed with Knoll North America Corp. Packing is tested for rigorous motion and transportation but is not guaranteed to protect furniture from all conditions. If special packaging is required for any reason, please consult with your sales representative or dealer. Seller shall select the method of shipment and routing. Freight for all KnollTextiles orders is prepaid and added to the invoice.</p>
<b>Delivery/Freight Charges</b>	<p>Shipments outside the contiguous 48 United States and Canada shall be shipped F.O.B. Origin.</p> <p>For shipments outside the contiguous United States and Canada, Purchaser is responsible for the cost of freight from point of embarkation, including any handling and transportation charges incidental to loading at the point of departure and unloading at the final destination.</p> <p>Conditions beyond the control of Seller, including weather, available facilities and traffic conditions, may affect exact time of delivery. Seller shall not be responsible for specific carrier delivery date or time unless it has made a specific delivery commitment, in writing.</p> <p>Nonstandard methods of shipment and/or additional services are available upon request. Purchaser will be billed for the differential cost of any special services in excess of standard surface carrier freight costs. Premium charges, at Purchaser's request, will be added for airfreight, exclusive use of vehicle and extra, export or special packaging. Accessorial charges will be added for inside delivery, extra labor, reassignment and redelivery.</p> <p>Partial shipments may be made and invoiced by Seller.</p>
<b>Claims</b>	<p>All shipments for Knoll Products within the contiguous United States and Canada are F.O.B. Origin. All risk of loss passes to Purchaser at time of delivery to carrier. Purchaser shall inspect all Products upon receipt and notify Seller within ten (10) working days after receipt of any damage or defects which are, or should be, apparent from an inspection of the Product and its packaging. Failure of Purchaser to notify Seller during the ten (10) working day period shall constitute acceptance of the Products and waiver of any apparent defects, errors or shortages. For all claims relating to Product damaged in transit or for any other claims relating to or arising out of the transportation of the Product, Purchaser must seek recovery from the carrier and Seller has no liability to Purchaser for such claims. Seller may, upon request, assist Purchaser with filing of such claims with the carrier, but Seller will not be liable for any of these transportation related claims.</p>
<b>Seller's Security Interest</b>	<p>Until Seller receives the full payment for the Product, Seller shall have a security interest in the Product. Purchaser agrees to perform all acts, including but not limited to the execution and filing of documentation, which may be necessary to perfect and assure the security interest of Seller.</p>
<b>Returns</b>	<p>The return of Products without a written authorization by Seller shall not be accepted. To receive authorization for Product return, please call Customer Service. All Products that are returned pursuant to a valid authorization shall be subject to a twenty-five percent (25%) of list restocking charge. Products not currently offered for sale by Seller (including COM) shall not be authorized for return. All returned Products must be unused, in original condition and in the original Seller packing cartons. No refund or credit shall be given for damaged Products.</p>
<b>Held Orders/Storage</b>	<p>If Purchaser requests that an order be held or delayed, prices and terms and conditions in effect at the time of shipment shall apply. If Purchaser requests a delay after the time when Seller can defer production, Purchaser will be invoiced for the Product, payable in accordance with standard terms, when the order is ready for shipment. Seller may transfer the Product to storage, in which case all expenses incurred in connection with storage, including demurrage, preparation for storage, storage charges and handling shall be payable by Purchaser upon submission of invoices by Seller. Risk of loss to the Product shall pass to the Purchaser upon delivery of the Product into storage.</p>

# Selling Policy

<b>Customer's Own Material</b>	A Purchaser who requests a fabric or other surface material not standard to Seller's line of Products ("COM") must submit samples of the requested material to Seller prior to entry of a purchaser order. Seller shall determine if the material is suitable to its manufacturing processes and meets any requirements of Underwriters Laboratories. If the COM is acceptable, Seller will then establish a price for using the COM or the Product in question. For a description of the procedures for submitting samples and testing, contact customer resources or your sales representative. Seller shall have no responsibility for the appearance, condition, performance, durability, colorfastness or any other physical attribute of the COM. Purchaser shall indemnify and hold Seller harmless for any damages, injuries or losses arising out of or related to use of the COM on the Product.
<b>Warranty</b>	Seller warrants to the original Purchaser only that the Products Seller manufactures and sells to Purchaser are free of defects in workmanship and materials, during the applicable warranty period set forth below. Warranty period set forth below is for 24-hour, 7 days a week, multi shift use (includes parts and labor to repair). Should any failure to conform with this limited warranty appear to a Product listed below during the applicable warranty period from the date of shipment, Seller shall, upon prompt written notice, repair or replace, at its option and costs, the affected part or parts. <i>Product and Period of Warranty</i> <i>Lifetime: Antenna Workspaces, AutoStrada, Calibre, Crinion Open Table, Currents, Dividends Horizon, Morrison, Reff Profiles laminate, Series 2 Storage, Template and other non-wood components (except cascade edge worksurfaces, operational parts, controls, electrical, Lighting, Series 2 Veneer Front Storage, special or custom products, see below)</i> <i>12 Years: Chadwick, Essentials Work Chairs, Generation by Knoll, Life, Moment, MultiGeneration by Knoll, ReGeneration by Knoll, Remix, RPM, Sapper and Toboggan seating (except seating upholstery, textiles, leathers and finishes, see below).</i> <i>10 Years: Anchor Storage except digital keypad lock, Antenna Workspaces, AutoStrada, Crinion Open Table, Dividends Horizon, Dividends Horizon Satellite Surfaces, Reff Profiles, Template wood components, Series 2 Veneer Front Storage, cascade edge worksurfaces, Wood Casegoods (The Graham Collection) (except wood casegoods upholstered surfaces, see below), Reuter overheads, Reuter vertical storage, KnollExtra Sapper Monitor Arm Collection, Sapper XYZ Monitor Arm, Adjustable keyboard mechanisms and platforms, Communication Boards (except fabric board textiles, see below), Smokador collection (except leathers, see below), and Orchestra Universal Systems Accessories, k. lounge structural components.</i> <i>5 Years: Operational parts, controls, electrical, Lighting (except light ballasts, bulbs and power supply, see below), special or custom product, wood veneer products, Currents handcrank, Interaction Counterforce, KnollStudio, Spark Series seating structural elements, structural elements of all KnollStudio outdoor products including all Richard Schultz designed products, KnollExtra CPU storage and all universal storage drawers and Power Collection, Tone Tables.</i> <i>3 Years: Seating upholstery, textiles, leathers and finishes. Fabric boards textiles and Smokador Collection leathers.</i> <i>2 Years: Anchor Storage digital keypad lock, all other KnollExtra product</i> <i>1 Year: Light ballasts, bulbs and power supply, seating upholstered armpads and soft armpads, wood casegoods upholstered surfaces. KnollStudio, outdoor product finishes, k. lounge upholstery and k. lounge fabric.</i> This warranty does not apply to: <ul style="list-style-type: none"><li>• Damage caused by a carrier other than the Seller.</li><li>• Normal wear and tear or acts or omissions of parties other than Seller (including user modification, improper use or installation of Products).</li><li>• COM or other third party materials applied to Products.</li><li>• Products not installed by or under the auspices of a Knoll Dealer.</li><li>• Dramatic temperature variations or exposure to unusual conditions.</li><li>• Changes in surface finishes, including colorfastness due to aging or exposure to light.</li><li>• Clear paint finish applied to Antenna Workspaces steel or aluminum part.</li><li>• Except as specifically noted above, textiles and upholstery supplied by <i>KnollTextiles</i> (consult current <i>KnollTextiles</i> price list for applicable warranty).</li></ul> Natural variations occurring in wood, marble, and leather shall not be considered defects, and the Seller does not guarantee the colorfastness or matching of the colors, grains or textures, or surface hardness of such materials. The Seller also does not guarantee the colorfastness of fiberglass panel surfaces. THE EXPRESS WARRANTIES CONTAINED HEREIN ARE IN LIEU OF ALL OTHER WARRANTIES, EXPRESS OR IMPLIED, INCLUDING ANY WARRANTIES OF MERCHANTABILITY AND FITNESS FOR PARTICULAR PURPOSE AND ALL OTHER WARRANTIES ARISING FROM COURSE OF DEALING OR USAGE OF TRADE. The remedies provided above are the Purchaser's sole remedies for any failure of Seller to comply with its obligations regarding the workmanship of its Products. Correction of any nonconformity in the manner and for the period of time provided shall constitute complete fulfillment of all liabilities of Seller, with respect to or arising out of the Product furnished hereunder.
<b>Delay/Force Majeure</b>	Seller shall not be liable for failure to perform or for delay in performance due to fire, flood, strike or other labor difficulty, act of God, act of any governmental authority or of the Purchaser, riot, embargo, fuel or energy shortage, wrecks or delay in transportation, inability to obtain necessary labor, materials or manufacturing facilities from usual sources or failure of suppliers to meet their contractual obligations, or due to any cause beyond its reasonable control. If any such event occurs, Seller may extend delivery dates by a period of time necessary to overcome the effect of such delay, allocate available Product or cancel any purchase order.
<b>Compliance with Law</b>	PURCHASER IS SOLELY RESPONSIBLE FOR COMPLIANCE WITH ALL APPLICABLE FEDERAL, STATE AND LOCAL LAWS, ORDINANCES, REGULATIONS, RULES AND STANDARDS RELATING TO THE INSTALLATION, MAINTENANCE, USE AND OPERATION OF THE PRODUCTS.
<b>Patents</b>	Subject to the following provisions, Seller shall, at its own expense, defend or, at its option, settle any claim, suit or proceeding brought against the Purchaser, and/or its vendees, mediate and immediate, so far as based on an allegation that any Product or any part thereof furnished hereunder constitutes a direct or a contributory infringement of any claim of any patent of the United States or Canada. This obligation shall be effective only if Purchaser shall have made all payments then due hereunder and if Seller is notified promptly in writing and given authority, information and assistance for the defense of said claim, suit or proceeding. Seller shall pay all damages and costs awarded in such suit or proceedings so defended. The foregoing indemnity does not apply to the following: <ul style="list-style-type: none"><li>• Products supplied according to a design other than that of Seller, and which is required by the Purchaser.</li><li>• Combination of the Product with another product not furnished hereunder unless Seller is a contributory infringer.</li><li>• Any settlements of a suit or proceeding made without Seller's written consent.</li></ul>
<b>Limitations of Liability</b>	<b>SELLER, ITS CONTRACTORS, AUTHORIZED DEALERS AND SUBCONTRACTORS OR SUPPLIERS OF ANY TIER SHALL NOT BE LIABLE TO PURCHASER FOR ANY SPECIAL, INDIRECT, INCIDENTAL OR CONSEQUENTIAL DAMAGES ARISING FROM A BREACH OF THIS AGREEMENT.</b> Purchaser's remedies set forth herein are exclusive and the liability of Seller with respect to the breach of this agreement or any contract entered into between the parties pursuant hereto shall not exceed the price of the Product or part on which such liability is based.

# KnollKey Lock Program

## KnollKey Lock Program General Information

Following is the KnollKey lock policy, applicable to all products.

Knoll furniture can be ordered keyed-alike or random keyed. Key-alike and random keying instructions cannot be mixed on any single order. Only one of the two instructions can be used on an individual order. When an order is submitted with mixed (key-alike and random) instructions, Knoll will release the order as key-alike only and lock cores will have to be specified separately.

### Key-alike

For the convenience of the user, furniture may be keyed alike at no charge. Write "Key-alike" in the description of your purchase order for any pedestal, overhead, file or other item you wish to have keyed alike.

Using the key-alike instructions, order cores and keys as line items on your purchase order. Do NOT submit a key-alike form. The Knoll East Greenville Lock Center will select key numbers from the standard range of K 001 - K 250. Key numbers will not be repeated unless over 250 sets are ordered. Lock cores keyed-alike will ship separately from the product, ready for field installation.

There is no charge for key-alike orders if placed with the furniture order.

**IF THE KEY-ALIKE ORDER IS NOT PLACED AT LEAST TWO WEEKS PRIOR TO THE FURNITURE SHIP DATE, A \$50 HANDLING CHARGE AND AIR FREIGHT CHARGES WILL APPLY.**

**If product is ordered and shipped random-keyed, additional lock cores for key-alike are billable.**

### Random-Keying

To specify product keyed-random, write "key-random" in the product description. Random-keyed product is shipped with the lock core factory installed. A shrouded key is included. Random means no effort has been made to match key numbers, or to make them different.

### Keys

A Knoll shrouded key is shipped with every lock core. 250 Key numbers are available. For numbers above 250, contact Custom Product Development. Additional keys and key blanks are available. See service parts for more information.

### Master Keying

Knoll locks can be controlled by means of a master key. There is no additional per-lock charge for master keying. A letter of approval from the client must accompany orders for master keys.

### Installing Lock Cores

Lock cores can be installed or removed in the field by using a change key. Cores must be in the unlocked position to be removed. See service parts for change key pattern number and pricing.

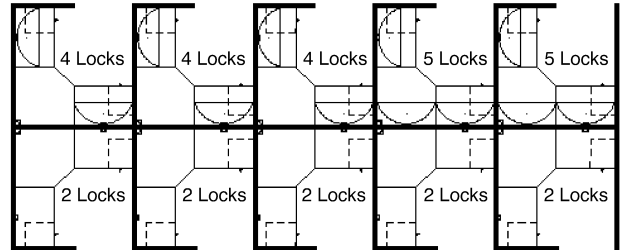
### Lock Distribution

All orders for key-alike lock cores/keys are packaged and shipped from the East Greenville Lock Center, regardless of where the pedestals, overhead, or other units are produced. Random keyed product will have cores factory-installed.

## How to Specify Key-Alike

Following is an example of how to specify key-alike for a cluster of 10 workstations.

**Step 1** - Using the project floorplan, count the number of locks in each workstation.



**Step 2** - Count the number of workstations with the same quantity of locks. Group together the workstations with a like number of locks.

5 workstations with 2 locks per station  
3 workstations with 4 locks per station  
2 workstations with 5 locks per station

**Step 3** - For the first group (5 sets of 2 locks), enter the number of workstations in the quantity column.

Qty	Pattern #	Description	Unit List	Ext. List
5				

**Step 4** - Then enter the pattern number "KSPEC\_ \_" and add a suffix for the number of locks for that group (i.e., for 2 locks per station, add the suffix "2"). Up to 30 lock cores are available in a set (i.e., KSPEC 30).

Qty	Pattern #	Description	Unit List	Ext. List
5	KSPEC 2	Set of 2 cores/keys	N / C	N / C

**Step 5** - Repeat for other groups.

Qty	Pattern #	Description	Unit List	Ext. List
5	KSPEC 2	Set of 2 cores/keys	N / C	N / C
3	KSPEC 4	Set of 4 cores/keys	N / C	N / C
2	KSPEC 5	Set of 5 cores/keys	N / C	N / C

Your Key instructions are complete.

Knoll will select key numbers for each set from 250 available numbers. Additional key numbers are available through Custom Product Development. **For additions to existing installations, specify desired key numbers in the description.**

## Service Parts

Pattern #	Description	List Price
KKEY_ _ _	Shrouded Key Specify key number desired	\$10
KBLANK	Shrouded Key Blank	\$10
KSPECB_ _ _	Retrofit Universal Core/Key Specify key number desired	\$22
KCHANGE	Change Key	\$10
HLKRKMASTER*	Master Key	\$10

\*Note: A letter of approval on company letterhead from the client must accompany all orders for master keys.

# General Ordering Information

---

## **The Products**

This guide encompasses all standard products for this product group.

## **Sizes**

Dimensions listed in this guide are indicated as:

H = height

W = width

D = depth

Dia. = diameter

Rad. = radius

## **Pricing**

All prices shown are list.

## **How to Order**

Select pattern numbers and quantities required for your complete installation. Product questions can be addressed in the specific sections of this guide or by contacting your sales representative or customer resource representative at 1-800-343-5665.

Next, select options (if required), along with colors and finishes appropriate to each product. Reference the Finishes and Fabrics pages for color designations.

On large installations, an item's "designated area" can be specified to assist in product organization and handling.

To expedite complete / correct entry of your order, be certain all pattern numbers, quantities, colors and area identifications are completely specified. Also, include complete purchase order numbers, bill-to and ship-to addresses, a contact name and specific factory shipping dates required.

## **Mail all orders to:**

Knoll, Inc.

1235 Water Street

P.O. Box 157

East Greenville, PA 18041

Attention: Order Entry

Once your order is entered at Knoll, an acknowledgment will be mailed to you. You will be advised of your scheduled shipping date within five days of the original acknowledgment. If it is necessary to revise your order, please contact your customer resource representative.

## Sustainability Statement

---

Sustainable design is a key component of Knoll's environmental focus. Our commitment to social responsibility and a healthy environment has prompted us to further articulate our longstanding environmental programs and, with encouragement and support from our colleagues in the industry, we have re-energized our focus on such "green" initiatives as life cycle analysis and LEED™ certification. Knoll is proud to have contributed to projects that have received LEED certification from the U.S. Green Building Council.

For the latest information on Knoll products that help our customers achieve LEED certification, log on to [knoll.com](http://knoll.com), click on "About Knoll" and then "Environmental Focus."