

Introduction	Knoll and Sustainable Design	2
Series 2 Storage Overview	Series 2 Pedestals	3
	Series 2 Overhead Storage	4
	Series 2 Storage Towers	8
Series 2 Storage Finish Selections	Series 2 Storage Finish Selections	9
	Series 2 Storage Finishes	10
	Legacy Finishes	11
Series 2 Steel Front Storage	Pedestals Steel Front - Series 2 Pull	12
	Overhead Storage Steel Front with Dividends Mounting Brackets	15
	Overhead Storage Steel Front with Reff Mounting Brackets	18
	Storage Towers Steel Front - Series 2 Pull	20
	Pedestals Steel Front - Template Pull	58
	Storage Towers Steel Front - Template Pull	61
Series 2 Veneer Front Storage	Pedestals Veneer Front - Template Pull	103
	Storage Towers Veneer Front - Template Pull	106
	Pedestals Veneer Front - Reff S Pull	141
	Overhead Storage Veneer Front with Dividends Mounting Brackets	144
	Overhead Storage Veneer Front with Reff Mounting Brackets	147
	Bookshelves with Reff Mounting Brackets	149
	Storage Towers Veneer Front - Reff S Pull	150
Series 2 Morrison Front Storage	Pedestals Morrison Front	178
	Overhead Storage Steel Front with Morrison Mounting Brackets	181
	Bookshelves with Morrison Mounting Brackets	183
	Storage Towers Morrison Front	184
Series 2 Currents Front Storage	Pedestals Currents Front	218
	Storage Towers Currents Front	221
Accessories	Pedestals Accessories	255
	Overhead Storage Accessories	257
	Storage Tower Accessories	259
Universal Privacy Screen and Modesty Panel	Dividends Horizon	265
	Template	273
	Reff / AutoStrada	281
	Morrison / Currents	289
Alpha-Numeric Index		297
Selling Policy		303
KnollKey Lock Program		305
General Ordering Information		306

# Knoll and Sustainable Design

---

Each year Knoll sets key initiatives in our journey to sustainability. We are members of a global consortium on energy, have adopted a scientific, metrics-based approach to sustainable product design, and maintain a leadership position in establishing universal, verifiable, sustainability standards for our industry.

Knoll promotes independent third-party certification because it provides the most impartial and trustworthy foundation for industry-wide environmental compliance. Certification by established and respected third parties ensures that all manufacturers are held to the same high standards and that customers can trust a company's declaration about the environmental benefits of its products. Knoll third-party partners include: the International Standards Organization (ISO); Forest Stewardship Council (FSC®); Rainforest Alliance; GREENGUARD® Environmental Institute; and The Business and Institutional Furniture Manufacturer's Association (BIFMA) level™ certification from Scientific Certification Systems (SCS).

In addition, Knoll is aligned with the U.S. Green Building Council and can help companies, healthcare organizations and educational institutions achieve Leadership in Energy and Environmental Design (LEED®) workplace certification.

## Global Climate Change

- Knoll is a sponsor of the Clinton Global Initiative, which brings together a community of global leaders to devise and implement solutions to some of the world's most pressing challenges, including environmental change.
- Knoll has a comprehensive Energy Management Program to increase energy efficiency in products and processes.

## Life Cycle Assessment (LCA) Tool

- Life Cycle Assessment is a science-based measurement of a product's environmental impacts throughout its life cycle, from raw materials sourcing through manufacture, shipping, use and re-use or end-of-life. LCA enables cradle-to-cradle implementation of sustainable practices.
- Knoll has partnered with The Green Standard.org to develop an affordable, universal ISO-compliant computer-based LCA tool that can be used by the entire contract furniture industry and is partnering on the development of an Environmental Product Declaration System (EPDs) for Knoll products. EPDs are verified documents containing LCA results and additional environmental performance information about a product.

## Setting Industry Standards

- Knoll partners with MTS (The Institute for Market Transformation to Sustainability) to develop the SMaRT® Consensus Sustainable Products Standards, a set of consensus-based sustainable product standards based on the LEED® model, for all building products, fabric, apparel, flooring and carpet. MTS, the developer of SMaRT®, is an accredited American National Standards Institute (ANSI) standard developer.
- Knoll also partners with BIFMA (Business and Institutional Furniture Manufacturers Association) to promote level™ sustainability standards for the contract furniture industry.
- Knoll has established FSC® (Forest Stewardship Council) certified wood as the standard for general office open plan office systems, casegoods and tables.
- Knoll has launched Full Circle, a resource recovery program developed with ANEW, to help customers extend the life cycle of surplus furniture, fixtures and equipment (FF&E) in an economically, socially and environmentally responsible manner.
- Our goal is to encourage all manufacturers in the contract furniture industry and related industries to adopt standards that will lead to sustainable products and practices.

*For more information about Knoll and sustainable design, visit [knoll.com/environment](http://knoll.com/environment).*

# Series 2 Pedestals

## *Floorstanding, Doublewide, Mobile - Specifications*

### Series 2 Floorstanding Pedestals

Series 2 floorstanding pedestals are used to support worksurfaces in both panel wrapped and freestanding applications. No cantilevers or other supports are required at the end of the worksurface supported by a pedestal.

Two drawer configurations are available: box/box/file and file/ file. Pedestals are available with or without locks.

The Series 2, 24" deep pedestal come standard without a back. In panel applications or in freestanding desking applications where the desk is against the wall, a back is not necessary.

In desking applications where the back of the case is exposed, an optional back case is used to conceal the pedestals contents.

The 18" and 30" deep Series 2 pedestals include a back with each case.

#### Available Sizes (Nominal)

Depths: 18", 24" and 30"  
Width: 15"  
Height: 26<sup>7</sup>/<sub>8</sub>"

### Series 2 Doublewide Pedestals

The doublewide pedestal incorporates two 12" high drawers in a 30" or 36" width (18<sup>3</sup>/<sub>4</sub>" depth) and is intended for below worksurface applications only. The doublewide's design allows for side-to-side letter or legal filing and front-to-back letter filing.

**Doublewide pedestals cannot be used with 18" deep worksurfaces.**

#### Available Sizes: (Nominal)

Depth: 18<sup>3</sup>/<sub>4</sub>"  
Width: 30" and 36"  
Height: 26<sup>7</sup>/<sub>8</sub>"

#### File drawer (doublewide pedestal)

- Internal height: 9<sup>3</sup>/<sub>4</sub>"
- Internal width: 26<sup>3</sup>/<sub>4</sub>" and 32<sup>3</sup>/<sub>4</sub>"
- Internal depth: 15<sup>3</sup>/<sub>4</sub>"

### Construction

Pedestal specifications:

- Outer wrapper: 20-gauge steel
- Drawer front: 20-gauge steel (double wide front: 18-gauge)
- Pedestal back: 20-gauge
- <sup>7</sup>/<sub>8</sub> extension ball bearing (full extension available as an option)
- Full extension ball bearing
- Leveling glides: <sup>3</sup>/<sub>8</sub>" diameter steel stem with 1<sup>1</sup>/<sub>2</sub>" of height adjustment (double wide ped: <sup>5</sup>/<sub>16</sub>" diameter steel stem with a 1<sup>1</sup>/<sub>16</sub>" of height adjustment

### Locks

Series 2 pedestals can be ordered with or without locks. Note, Individual locking drawers are not available.

Locks are randomly keyed unless otherwise specified. Other keying options include keyed alike or keyed with lock cores K001-K250. All locks are factory-installed and have a black finish.

### 24" Deep Cases

#### Internal Drawer Dimensions

##### Box drawer

- Internal height: 4<sup>7</sup>/<sub>16</sub>"
- Internal width: 12<sup>1</sup>/<sub>16</sub>"
- Internal depths: 18<sup>3</sup>/<sub>8</sub>"

##### File drawer

- Internal height: 9<sup>1</sup>/<sub>4</sub>"
- Internal width: 12<sup>1</sup>/<sub>16</sub>"
- Internal depths: 18<sup>3</sup>/<sub>8</sub>"

### Pedestal Accessories

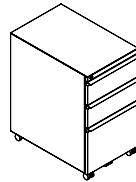
All Series 2 pedestal accessories including the hanging file channel must be specified separately. See page 255 for accessories.

### Mobile Pedestals

Series 2 mobile pedestals provide moveable storage within a workstation and tuck beneath a worksurface when not in use. Available drawer configurations are box/file, box/box/file and file/file.

Note: Series 2 pedestals, should not be mixed with standard, Dividends, Morrison, Reff or Currents pedestals.

Mobile pedestals roll on four corner-mounted swivel casters and one bottom drawer-mounted caster for stability when the lower drawer is in the open position. The front corner casters are locking.



Mobile pedestals may be specified with an optional handle allowing easy mobility.

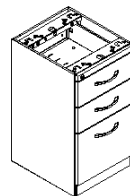
Keyed alike ordered separate, shipped separate.

All mobile steel pedestals include 13-gauge finished tops. A back is included with all Series 2 mobile pedestals.

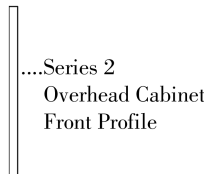
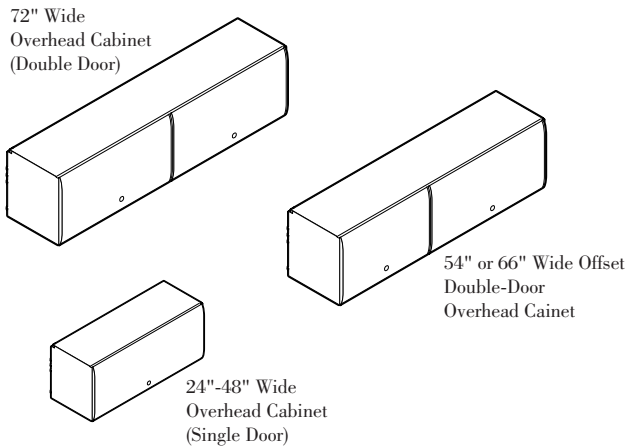
Pedestals may be specified without the top for attachment of a pedestal cushion. Pedestal cushion may be ordered through the Currents or Calibre price lists.

### Series 2 Pedestals with Veneer Drawer Fronts

Series 2 pedestals may be specified with veneer fronts on floorstanding, mobile and doublewide pedestals.



# Series 2 Overhead Storage Panel-Mounted Cabinets - Specifications



### Overhead Cabinets and Book Shelves

Cabinets mount to the integral vertical channels on the systems specific panels to provide overhead storage within workstations.

Overhead cabinets consist of a top, shelf, end panels, overhead door with or without lock and required assembly screws. 24" to 48" wide cabinets have single doors while cabinets 54", 60", 66" and 72" wide have double doors. 54" wide overhead cabinets will ship with one 24" and one 30" door. 66" wide overhead cabinets will ship with one 30" and one 36" door. 54" and 66" overhead doors may be removed and reversed.

Overheads must match the width of single or multiple panels and cannot be mounted off-module.

All cabinets are shipped knocked-down.

### Available Sizes (Nominal)

- Height: Cabinet 15"
- Depth: 14 1/8"
- Widths: 24", 30", 36", 42", 48", 54", 60", 66" and 72"

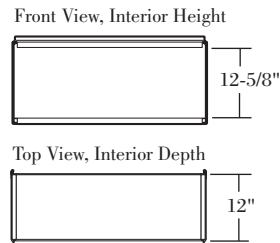
### Cabinet and shelf specifications:

- Horizontal top and shelf: 18-gauge (24" to 48" wide), 16-gauge (60" to 72" wide) painted roll-formed steel
- Overhead door: 20-gauge painted roll-formed steel
- Overhead door end trim: Color injected, molded plastic
- End panels: 16-gauge painted steel with integral mounting hooks
- Overhead door suspension: Steel ball bearing

### Interior Dimensions

The interior dimensions of overhead cabinets and shelves are:

- Depth: 12"
- Usable interior height: 12 5/8"
- Width: 1/8" shorter than the exterior width



### Cabinet Door Clearance

Cabinet doors open over the tops of cabinets. Required clearance is 16 1/4" total height (height of cabinet plus top clearance required).

### Touchdown Overhead Cabinets

Touchdown overhead cabinets are equipped with hydraulic assist cylinders that allow the overhead cabinet front to gently fall to a closed position.

Touchdown mechanisms may be retrofitted in the field to any Series 2 overhead cabinet excluding Veneer fronts.

### Task Lights

All cabinets and shelves will accept task lights. For information, please see accessories section for task lights. Task lights must be ordered separately.

### Locks

Locks are standard on overhead cabinets and keyed randomly unless otherwise specified. Other keying options include keyed alike or keyed with lock cores K001-K250. All locks are factory-installed and are black finish. Cabinets can also be specified without locks if required. When locks are not specified a plug is located in the lock position. Optional lock retrofit kits are available for field installation at a later date if required. See page 305 for additional keying information.

**Panel Upmount Overhead Cabinets used on Dividends panels**

Upmount cabinets mount to 50" high panels to provide overhead storage within workstations as an alternative to overheads panel-mounted on 64" high panels. Upmount cabinets have full finished backs and require upmount brackets for mounting.

When installed on 50" high Dividends panels, upmount cabinets match up to the overall 64" height of panel-mounted overhead cabinets and freestanding overdesks to provide a consistent height within the facility.

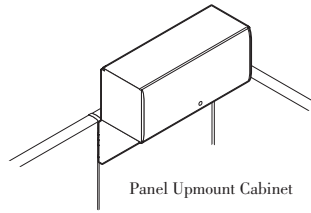
Overhead cabinets consist of a top, shelf, end panels, enclosed back, overhead door with or without lock and required assembly screws. 30" to 48" wide cabinets have single doors while cabinets 54", 60", 66" and 72" wide have double doors. 54" wide overhead cabinets will ship with one 24" and one 30" door. 66" wide overhead cabinets will ship with one 30" and one 36" door. 54" and 66" overhead doors may be removed and reversed.

Upmount cabinets are shipped knocked-down.

Upmount overheads must match the width of single or multiple panels and cannot be mounted off module.

**Available Sizes (Nominal)**

- Height: 15"
- Depth: 13 1/2"
- Widths: 30", 36", 42", 48", 54", 60", 66" and 72"



Panel Upmount Cabinet

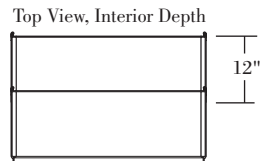
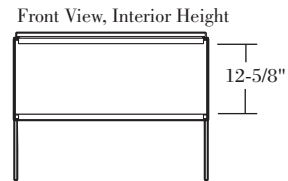
**Series 2 Upmount cabinet specification:**

- Horizontal top and shelf: 18-gauge (30" to 48" wide), 16-gauge (60" to 72" wide) painted roll-formed steel
- Overhead door: 20-gauge painted roll-formed steel
- Overhead door suspension: Steel ball-bearing
- Overhead door end trim: Color injected, molded plastic
- End panels: 16-gauge painted steel with integral mounting hooks
- Upmount brackets: 14-gauge steel

**Interior Dimensions**

Upmount cabinet interiors measure:

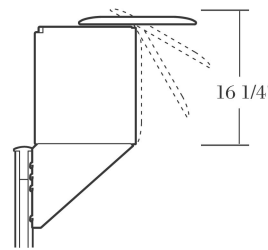
- Depth 12"
- Usable interior height: 12 5/8"
- Width: 1/8" shorter than the exterior width.



**Cabinet Door Clearance**

Cabinet doors open over the tops of cabinets. Required clearance is: 16 1/4" total height (height of cabinet plus top clearance required).

Side View, Door Clearance

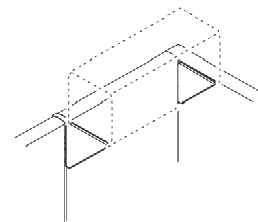


**Available Sizes**

- Height: 15"
- Depth: 13 1/2"
- Widths: 30", 36", 42", 48"

**Upmount Brackets**

Cabinet upmount brackets are required for upmount applications. Upmount brackets are ordered separately in pairs.



**"Touchdown" Overhead Cabinets**

Touchdown Overhead cabinets are equipped with hydraulic assist cylinders that allows the overhead cabinet front to gently fall to a closed position.

Retrofit mechanisms may be field added to any Series 2 overhead cabinet with the exception of Veneer front cabinets.

**Locks**

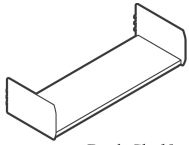
Locks are standard on overhead cabinets and keyed randomly unless otherwise specified. Other keying options include keyed alike or keyed with lock cores K001-K250. All locks are factory-installed and are black finish. Cabinets can also be specified without locks if required. When locks are not specified a plug is located in the lock position. Optional lock retrofit kits are available for field-installation at a later date if required. See page 305 for additional keying information.

**Task Lights**

All upmount cabinets will accept task lights. For information, please see accessories section for task lights. Task lights must be ordered separately.

# Series 2 Overhead Storage

## Panel-Mounted Bookshelves - Specifications



Book Shelf

### Overhead Book Shelves

Book shelves mount to the integral vertical channels on panels to provide overhead storage within workstations.

Book shelves include a shelf, end panels, open back and required assembly screws.

Shelves must match the width of single or multiple panels and cannot be mounted off-module.

All book shelves are shipped knocked-down.

### Available Sizes (Nominal)

- Height: shelf 8"
- Depth: 14 1/8"
- Widths: 24", 30", 36", 42", 48", 54", 60", 66" and 72"

### Shelf Specifications

- Horizontal shelf: 18-gauge (24" to 48" wide), 16-gauge (60" to 72" wide) painted roll-formed steel
- End panels: 16-gauge painted steel with integral mounting hooks

Top View, Interior Depth



### Available Sizes (Nominal)

- Height: 8"
- Depth: 12"
- Widths: 36", 42", and 48"

### Task Lights Bookshelves

All shelves will accept task lights. For information, please see accessories section. Task lights must be ordered separately.

**Task Lights**

Dividends Horizon offers T5 and LED task lights. T5 task lights are available in standard and advanced models. Task lights must be ordered separately from shelves, overhead cabinets, and overdesk units.

Task lights are TCLP compliant and meet requirements of California Title 20 and Title 24. T5 advanced task lights are fitted with ballasts and lamps compliant with LEED requirements. All task lights are approved for New York City installations.

**T5 Task Lights**

T5 task lights include T5 cool white (4100K) fluorescent lamp, electronic ballast, 9 foot grounded cordset, prismatic lens, rocker switch, one cord exit management clip and mounting hardware. T5 task light housings are painted black.

The T5 task light cordset is a center exit. On smaller units the cord exit is off-center, but still not handed, allowing the cordset to be positioned either to the right or left of the task light for easy access to the closest available duplex.

All T5 task lights include mounting hardware for attachment to overhead cabinets, shelves, up mounted cabinets and freestanding overdesks. Specify task lights one size or less than the overall cabinet or overdesk width. T5 task lights have adjustable mounting brackets that lock into integral channels in the underside of the cabinet's lower shelf. The spring steel adjustable mounting brackets flex to install without requiring tools and allow the light to be positioned at any position side-to-side and front-to-back.

City of Chicago T5 task lights have a 9 foot power cord with a resettable circuit breaker built into the plug.

**LED Task Lights**

LED task lights include LED's, a power supply with 12' cord and mounting hardware. Housings are clear anodized aluminum with grey color end-caps. Cord management clips must be ordered separately. The power supply cord attaches to either end of the fixture, allowing for easier access to the closest available duplex.

LED task lights mount into the recess in the underside of overhead cabinets and shelves at least 5" wider than the task light width..

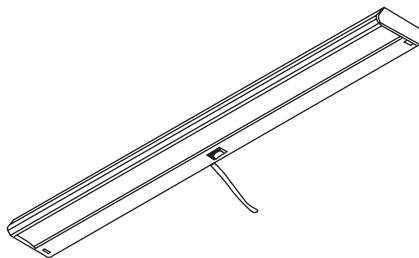
**Cord Management Clips**

Cord management clips attach to the integral slotted channels on panel frames to manage task light cordsets. Clips are 3/8" high black molded plastic construction.

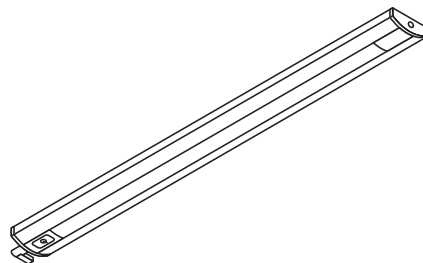
**Task Light Specifications**

Model Number	Fixture Length	Lamp Length	Lamp Part Number	Lamp Watts	Input Watts
<b>T5 Standard Task Lights</b>					
DL3T5E19S	19"	12"	FULHAM F8T5/CW	8	8
DL3T5E25S	25"	21.6"	FULHAM F14T5/41K	14	15
DL3T5E37S	37"	33.4"	FULHAM F21T5/41K	21	24
DL3T5E49S	49"	45.2"	FULHAM F28T5/41K	28	31
<b>T5 Advanced Task Lights</b>					
DL3T5E25A	25"	22.2"	PHILIPS F14T5/841/ALTO	14	18
DL3T5E37A	37"	33.98"	PHILIPS F21T5/841/ALTO	21	24
DL3T5E49A	49"	45.8"	PHILIPS F28T5/841/ALTO	28	31
<b>LED Task Lights</b>					
DL3L193M	19"	18.34"	N/A	4.9	5.58
DL3L196M	19"	18.34"	N/A	9.8	10.95
DL3L199M	19"	18.34"	N/A	14.7	16.3
DL3L376M	37"	36.46"	N/A	9.8	11.1
DL3L3712M	37"	36.46"	N/A	19.6	21.9
DL3L3718M	37"	36.46"	N/A	29.4	32.6

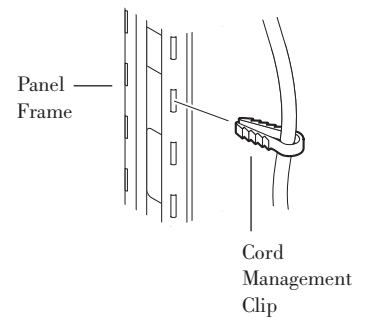
T5 Task Light

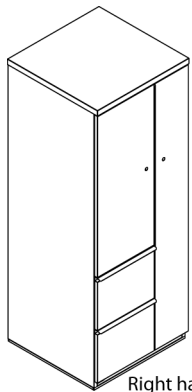


LED Task Light

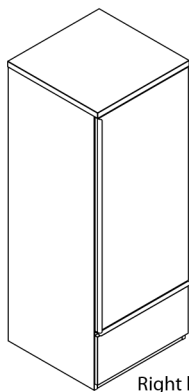


Cord Management Clip Attachment





Right hand shown



Right hand shown

**Series 2 Storage Tower**

Series 2 freestanding storage towers are stand-alone storage units that provide vertical storage.

**Available Sizes (Nominal)**

Depth: 24"  
 Width: 15", 24", 30"  
 Height: 42", 50" and 64"

**Constructions**

Series 2 storage towers match the aesthetic of the Series 2 pedestal and double wide pedestal.

Storage Tower specifications:

- Outer wrapper: 20-gauge steel
- Door front: 20-gauge steel
- Drawer front: 20-gauge steel
- Storage tower cap: 20-gauge steel
- Tower base: 18-gauge steel
- Box drawer suspension: Full ball bearing slides
- Leveling glides: 3/8" diameter steel stem with 1" of height adjustment
- Vertical supports: 18-gauge steel

**Locks**

Storage towers can be ordered with or without lock. When specified without locks plugs, a lock plug is included. An optional lock retrofit kit is available for field installation of locks at a later date.

Locks are keyed randomly unless otherwise specified. Other options include keyed alike or keyed with lock cores K001-K250. All locks are factory installed and have a black finish

- Single door towers: Include (2) locks (except full-height door)
- Double door towers: Include (2) locks
- Wardrobe towers: Include (3) locks
- 15" wide Side Access Bookcase and Display towers: Include (1) lock
- 24" wide Side Access Bookcase and Display towers: Include (2) locks

See page 305 for additional keying information.

**Storage Tower Accessories**

Hanging file bars for front to back and side-to-side filing for the lateral file are included with the storage tower. Please see accessories section for optional drawer accessories.

**Note:** When a tower is specified with a wardrobe, the handedness of the case is determined by the location of the wardrobe.

For single door units without a wardrobe, the handedness of the case is determined by the hinge side of the door.

For side access bookcase and display towers without wardrobes, the handedness is determined by the orientation of the bookcase shelf opening.

**Note:** Worksurfaces may be connected to side access bookcase and display towers only. This may be accomplished by using the worksurface splice kit pattern DT3WSP. Remember to specify a finish color.

**Shelves**

All Series 2 towers with visible top fronts are shipped with (1) user adjustable shelf, with the exception of 64" tall Side Access Bookcase and Display towers which ship with (2).

For stability reasons, full height door towers ship with the following shelf configuration:

50"h & 57"h: 1 fixed shelf and 1 adjustable shelf  
 64" h: 1 fixed shelf and 2 adjustable shelves



**Knoll Color Program**

**Core Paint Finishes**

Specify Core finishes for all new customers

*P1 Paint Finishes*

- 111 Jet Black  
(was 27 Matte Black)
- 112 Brown
- 113 Dark Grey (was Y3)
- 114 Folkstone Grey
- 115 Medium Grey
- 116 SandStone
- 117 Soft Grey (was E)

*P1 Textured Paint Finishes*

- 111T Textured Jet Black
- 112T Textured Brown
- 113T Textured Dark Grey
- 114T Textured Folkstone Grey
- 115T Textured Medium Grey
- 116T Textured SandStone
- 117T Textured Soft Grey

*P2 Paint Finishes*

- 611 Beige Mist Metallic
- 612 Medium Metallic Grey  
(was J)

*P2 Textured Paint Finishes*

- 611T Textured Beige Mist Metallic
- 612T Textured Medium Metallic Grey

*P3 Paint Finishes*

- 118 Bright White
- 613 Silver (was 3)

*P3 Textured Paint Finishes*

- 118T Textured Bright White

**Color**

All inside and outside case surfaces are painted in the same specified paint color.

Interior components and accessories are painted black. \* **Note**, Series 2 pedestal accessories including hanging file bars must be ordered separately.

**Note:** For veneer front storage, specifiers must select a paint finish for the case as well as choosing a veneer selection for the front.

**Custom Color Policy**

For all colors outside the standard palettes for Series 2 storage as defined within this price list, Knoll will custom match to your specification according to the following requirements.

The request for custom paint color must be accompanied by a purchase order and by a master color match applied to metal, having dimensions of at least 3" X 5".

Knoll will evaluate the sample to determine application feasibility. Upon approval for application, Knoll will forward two factory samples with an assigned Knoll color name and code for customer approval. One of the approved samples must be signed and returned to Knoll before an order may be placed.

Upon receiving customer approval, Knoll will enter the order.

Custom colors will be processed at a P2 list price for standard non-metallic finishes or at a P3 list price for metallic or white finishes.

Extended lead-times may apply to custom paint match selections. Please consult your Customer Service Representative for current lead-time information.

For further assistance with ordering or specification of Series 2 storage products, consult your Knoll sales representative.

**Veneer Finishes**

Order Code	Color Name	Veneer Grade
Y851	Black Oak	V1
Y821	Blond Maple	V1
Y319	Cherry	V1
Y343	Dark Grey Oak	V1
Y326	Dark Mahogany	V1
Y344	Espresso	V1
Y831	Light Cherry	V1
Y327	Light Oak	V1
Y316	Maple	V1
Y329	Medium Oak	V1
Y342	Medium Teak	V1
Y323	Medium Walnut	V1
Y811	Natural	V1
Y341	Wenge	V1
Y861	NEW Grigio Techwood	V2
Y871	NEW Iced Sycamore Techwood	V2
V425	Amber Oak	V2
V312	Bronze Cherry	V2
V427	Brown Oak	V2
V421	Chalk Oak	V2

Order Code	Color Name	Veneer Grade
V433	Light Fawn Cherry	V2
V423	Light Oak	V2
V411	Light Walnut	V2
V316	Maple	V2
V436	Medium Brown Cherry	V2
V440	NEW Natural Hemlock	V2
V417	Old English Walnut	V2
V415	Peacock Green Walnut	V2
V418	Smoked Walnut	V2
V439	Straight Anigre	V2
V512	Figured Anigre	V3
V515	Figured Sycamore	V3
V513	Graphite Oak (Rift Cut)	V3
V514	Makore	V3
V518	NEW Natural Chestnut	V3
V517	Natural Sapele	V3

---

Proper use and regular cleaning of your markerboard surface is essential for preventing permanent stains and/or ghosting typically associated with dry erase markers. By following the care and use instructions below, you will minimize the possibility of permanent stains and ghosting.

**Initial Cleaning of Markerboards  
Before First Use:**

- Using a clean, dry cloth and a nonabrasive cleaner, gently clean the entire board to loosen any residue
- Using a dry cloth, wipe the entire surface to remove all dirt and residue from the prior step
- Rinse the entire board with clean water
- Using a dry cloth, wipe dry the entire surface

**Daily Use, Care and Maintenance:**

- *Use the proper markers.* All dry erase markers will write legibly on the marker board surface, but not all will erase properly due to their composition. Do not use low odor dry erase markers or permanent (indelible) markers. Use of these markers will lead to staining or ghosting, even with regular cleaning.
- *Clean the markerboard regularly.* It is recommended that markerboards be erased daily using an eraser designated for use with dry erase markers. If the markerboard is used daily, we recommend that a complete cleaning is performed at least 2-3 times a week using EXPO® whiteboard cleaner.
- *Remove ghosting.* Using EXPO® whiteboard cleaner and a paper towel, wipe the entire surface and let dry. Mix Joy® dishwashing detergent with warm water and apply to the board using a paper towel, then wipe dry with a clean cloth. Repeat as necessary.
- *Remove permanent marker.* Using a dry erase marker, write on top of the permanent marker, erase with a dry eraser, and then clean with EXPO® whiteboard cleaner.

**Note:** Do not use other painted tiles as markerboards or product damage will occur and the tile warranty will be voided.

## Legacy Paint Finishes

Specify Legacy Finishes to match existing product only. Legacy finishes are not available for new customers

### *P1 Paint Finishes*

Y1 Pewter

### *P2 Paint Finishes*

W Light Tan Metallic

H Beige Metallic

## Knoll Legacy Finish Selections

### Series 2 Veneer Front Storage

#### Finish Colors

### *P1 Paint Finishes*

LD Charcoal Grey

LC Oyster Grey

LE Willow Grey

### *P2 Paint Finishes*

2 Metallic Flint

U Light Metallic Grey

V Dark Metallic Grey

W Light Tan Metallic

H Beige Metallic

## Knoll Legacy Finish Selections

### Series 2 Morrison Front Storage

#### Finish Colors

### *P1 Paint Finishes*

N2 Flint

NW Light Tan

NH Beige

### *P2 Paint Finishes*

2 Metallic Flint

U Light Metallic Grey

W Light Metallic Tan

H Metallic Beige

V Dark Metallic Grey

### *P3 Paint Finishes*

B White

## Knoll Legacy Finish Selections

### Series 2 Currents Front Storage

#### Finish Colors

### *P1 Paint Finishes*

N2 Flint

NW Light Tan

NH Beige

### *P2 Paint Finishes*

2 Metallic Flint

U Light Metallic Grey

W Light Metallic Tan

H Metallic Beige

V Dark Metallic Grey

### *P3 Paint Finishes*

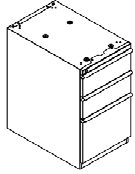
B White

# Pedestals Steel Front - Series 2 Pull

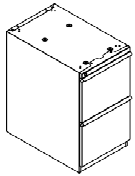
## Floorstanding Pedestals

Series 2 Storage

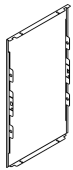
description	w	d	h	lock	pattern no.	P1	P2	P3
Floorstanding Pedestal with two box and one file drawer with lock	14 <sup>7</sup> / <sub>8</sub> "	17 <sup>1</sup> / <sub>4</sub> "	26 <sup>7</sup> / <sub>8</sub> "	Y	<b>DS2PFL18A</b>	\$582.	\$670.	\$697.
	14 <sup>7</sup> / <sub>8</sub> "	23 <sup>1</sup> / <sub>4</sub> "	26 <sup>7</sup> / <sub>8</sub> "	Y	<b>DS2PFL24A</b>	499.	575.	598.
	14 <sup>7</sup> / <sub>8</sub> "	29 <sup>1</sup> / <sub>4</sub> "	26 <sup>7</sup> / <sub>8</sub> "	Y	<b>DS2PFL30A</b>	672.	773.	810.



Floorstanding Pedestal with two file drawers with lock	14 <sup>7</sup> / <sub>8</sub> "	17 <sup>1</sup> / <sub>4</sub> "	26 <sup>7</sup> / <sub>8</sub> "	Y	<b>DS2PFL18B</b>	559.	644.	672.
	14 <sup>7</sup> / <sub>8</sub> "	23 <sup>1</sup> / <sub>4</sub> "	26 <sup>7</sup> / <sub>8</sub> "	Y	<b>DS2PFL24B</b>	472.	545.	567.
	14 <sup>7</sup> / <sub>8</sub> "	29 <sup>1</sup> / <sub>4</sub> "	26 <sup>7</sup> / <sub>8</sub> "	Y	<b>DS2PFL30B</b>	643.	736.	769.



Series 2 Floorstanding Pedestal Case Back	14 <sup>7</sup> / <sub>8</sub> "	N/A	26 <sup>7</sup> / <sub>8</sub> "	N/A	<b>DS2XPB</b>	85.	96.	99.
---	----------------------------------	-----	----------------------------------	-----	---------------	-----	-----	-----



### Order Code

Example:	<b>DS2PFL24A-117</b>
<b>DS2</b>	Series 2 Steel Front
<b>PF</b>	Pedestal Floorstanding
<b>L</b>	Locking
<b>24</b>	Depth
<b>A</b>	Box/Box/File
<b>117</b>	Soft Grey paint finish

### Specification Information

Deduct \$15 from the list price for non-locking units. Substitute the "L" with a "N" within the pattern number to designate a non-locking unit, *example* (DS2PFN18A).

**Note:**  
24" deep floorstanding pedestals do not include a back panel. Back panels must be ordered separately. 18" and 30" floorstanding pedestals have backs standard.

Add an "F" to the end of the pattern number to receive full extension slides on all box drawers. Upcharge is \$25 list per pedestal.

### Application Notes

Hanging rails and other accessories are not included and must be ordered separately. (*See pedestal accessories page (178), for pricing and ordering information*)

Add a "Y" to the end of the pattern number to specify a front color that is different than the case color. P3 pricing automatically applies for all colors when utilizing this option.

### Critical Dimensions

Dimensions under, **w**, **d** and **h** are actual to the nearest <sup>1</sup>/<sub>16</sub>"

24" Deep Floorstanding Pedestal Internal Drawer Dimensions

- Box drawer height: 4<sup>5</sup>/<sub>16</sub>"
- Box drawer width: 12<sup>1</sup>/<sub>16</sub>"
- Box drawer depth: 18<sup>3</sup>/<sub>8</sub>"
- File drawer height: 9<sup>1</sup>/<sub>4</sub>"
- File drawer width: 12<sup>1</sup>/<sub>16</sub>"
- File drawer depth: 18<sup>3</sup>/<sub>8</sub>"

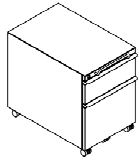
# Pedestals Steel Front - Series 2 Pull

## Mobile Pedestals

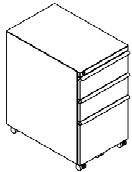
Series 2 Storage

Series 2 Steel Front Storage

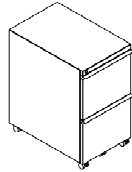
description	w	d	h	lock	pattern no.	P1	P2	P3
Mobile Pedestal with one box and one file drawer	14 <sup>7</sup> / <sub>8</sub> "	16 <sup>3</sup> / <sub>4</sub> "	20 <sup>3</sup> / <sub>8</sub> "	Y	<b>DS2PML18F</b>	\$854.	\$984.	\$1,026.
	14 <sup>7</sup> / <sub>8</sub> "	22 <sup>3</sup> / <sub>4</sub> "	20 <sup>3</sup> / <sub>8</sub> "	Y	<b>DS2PML24F</b>	612.	703.	732.



Mobile Pedestal with two box and one file drawer	14 <sup>7</sup> / <sub>8</sub> "	16 <sup>3</sup> / <sub>4</sub> "	26 <sup>3</sup> / <sub>8</sub> "	Y	<b>DS2PML18A</b>	962.	1,104.	1,152.
	14 <sup>7</sup> / <sub>8</sub> "	22 <sup>3</sup> / <sub>4</sub> "	26 <sup>3</sup> / <sub>8</sub> "	Y	<b>DS2PML24A</b>	682.	787.	820.



Mobile Pedestal with two file drawers	14 <sup>7</sup> / <sub>8</sub> "	16 <sup>3</sup> / <sub>4</sub> "	26 <sup>3</sup> / <sub>8</sub> "	Y	<b>DS2PML18B</b>	931.	1,072.	1,118.
	14 <sup>7</sup> / <sub>8</sub> "	22 <sup>3</sup> / <sub>4</sub> "	26 <sup>3</sup> / <sub>8</sub> "	Y	<b>DS2PML24B</b>	682.	787.	820.



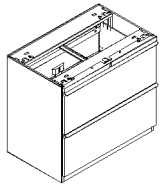
Order Code	Specification Information	Application Notes	Critical Dimensions
Example: <b>DS2PML24A-117</b>			
<b>DS2</b> Series 2 Steel Front	Add \$53 list for Mobile Handle.	Hanging rails and other accessories are not included and must be ordered separately. (See pedestal accessories page (255), for pricing and ordering information)	Dimensions under, <b>w</b> , <b>d</b> and <b>h</b> are actual to the nearest 1/16"
<b>PM</b> Pedestal Mobile	Add a "P" between the "L" lock code and the case size to designate the handle option, <i>example</i> (DS2PMLP24A)		24" Deep Floorstanding Pedestal Internal Drawer Dimensions
<b>L</b> Locking			<ul style="list-style-type: none"> <li>• Box drawer height: 4<sup>5</sup>/<sub>16</sub>"</li> <li>• Box drawer width: 12<sup>1</sup>/<sub>16</sub>"</li> <li>• Box drawer depth: 18<sup>3</sup>/<sub>8</sub>"</li> <li>• File drawer height: 9<sup>1</sup>/<sub>4</sub>"</li> <li>• File drawer width: 12<sup>1</sup>/<sub>16</sub>"</li> <li>• File drawer depth: 18<sup>3</sup>/<sub>8</sub>"</li> </ul>
<b>24</b> Depth	Deduct \$35 list for units without a top. Add an "O" in place of the "M" in the pattern number to designate the no-top option, <i>example</i> (DS2POL18A)	Add a "Y" to the end of the pattern number to specify a front color that is different than the case color. P3 pricing automatically applies for all colors when utilizing this option.	
<b>A</b> Box/Box/File			
<b>117</b> Soft Grey paint finish	Add an "F" to the end of the pattern number to receive full extension slides on all box drawers. Upcharge is \$25 list per pedestal.		

# Pedestals Steel Front - Series 2 Pull

## Double Wide Pedestals

Series 2 Storage

description	w	d	h	lock	pattern no.	P1	P2	P3
Doublewide Pedestal with two file drawers	30"	18 <sup>3</sup> / <sub>4</sub> "	26 <sup>7</sup> / <sub>8</sub> "	Y	<b>DS2DW30L</b>	\$883.	\$1,016.	\$1,059.
	36"	18 <sup>3</sup> / <sub>4</sub> "	26 <sup>7</sup> / <sub>8</sub> "	Y	<b>DS2DW36L</b>	932.	1,073.	1,119.



### Order Code

Example:	<b>DS2DW30L-117</b>
<b>DS2</b>	Series 2 Steel Front
<b>DW</b>	Doublewide Pedestal
<b>30</b>	30" wide
<b>L</b>	Locking
<b>117</b>	Soft Grey paint finish

### Specification Information

Deduct \$20 from the list price for non-locking units. Substitute the "L" suffix with an "N" within the pattern number to designate a non-locking unit, *example* (DS2DW36L).

Doublewide pedestals include hanging file bars for letter and legal front-to-back and side-to-side filing.

### Application Notes

Doublewide pedestals are not intended for freestanding use and must be secured beneath a panel supported worksurface. (*See Calibre lateral files price list for two drawer files that can be used for freestanding applications*)

Add a "Y" to the end of the pattern number to specify a front color that is different than the case color. P3 pricing automatically applies for all colors when utilizing this option.

### Critical Dimensions

Dimensions under, **w**, **d** and **h** are actual to the nearest <sup>1</sup>/<sub>16</sub>".

Doublewide Pedestal Internal Drawer Dimensions

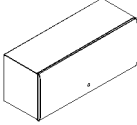
- Lateral drawer height: 9<sup>3</sup>/<sub>4</sub>"
- Lateral drawer width: 26<sup>3</sup>/<sub>4</sub>" and 32<sup>3</sup>/<sub>24</sub>"
- Lateral drawer depth: 15<sup>3</sup>/<sub>4</sub>"

# Overhead Storage Steel Front with Dividends Mounting Brackets

## Panel Mount Overhead Storage

Series 2 Storage

Series 2 Steel Front Storage

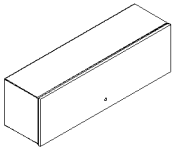
description	w	d	h	lock	pattern no.	P1	P2	P3
	23 <sup>7</sup> / <sub>8</sub> "	14 <sup>1</sup> / <sub>8</sub> "	15"	Y	<b>DS2PM24L</b>	\$477.	\$551.	\$576.
	29 <sup>7</sup> / <sub>8</sub> "	14 <sup>1</sup> / <sub>8</sub> "	15"	Y	<b>DS2PM30L</b>	477.	551.	576.
	35 <sup>7</sup> / <sub>8</sub> "	14 <sup>1</sup> / <sub>8</sub> "	15"	Y	<b>DS2PM36L</b>	519.	598.	623.
	41 <sup>7</sup> / <sub>8</sub> "	14 <sup>1</sup> / <sub>8</sub> "	15"	Y	<b>DS2PM42L</b>	568.	651.	678.
	47 <sup>7</sup> / <sub>8</sub> "	14 <sup>1</sup> / <sub>8</sub> "	15"	Y	<b>DS2PM48L</b>	623.	716.	749.
	53 <sup>7</sup> / <sub>8</sub> "	14 <sup>1</sup> / <sub>8</sub> "	15"	Y	<b>DS2PM54L</b>	740.	852.	890.
	59 <sup>7</sup> / <sub>8</sub> "	14 <sup>1</sup> / <sub>8</sub> "	15"	Y	<b>DS2PM60L</b>	740.	852.	890.
	65 <sup>7</sup> / <sub>8</sub> "	14 <sup>1</sup> / <sub>8</sub> "	15"	Y	<b>DS2PM66L</b>	825.	949.	990.
	71 <sup>7</sup> / <sub>8</sub> "	14 <sup>1</sup> / <sub>8</sub> "	15"	Y	<b>DS2PM72L</b>	825.	949.	990.

Order Code	Specification Information	Application Notes	Critical Dimensions
Example: <b>DS2PM24L-117</b> <b>DS2</b> Series 2 Steel Front <b>PM</b> Panel Mount Overhead <b>24</b> 24" wide <b>L</b> Locking <b>117</b> Soft Grey paint finish	Deduct \$20 from the list price for non-locking units. Substitute the "L" suffix with an "N" within the pattern number to designate a non-locking unit, <i>example</i> (DS2PM24N). Units with two doors, deduct \$40 from the list.  24" through 48" wide units have a single door. 54" through 66" wide units have off-set double doors. 72" wide units have two doors. Units with two doors have two locks.	S2 panel mount overheads may be wall mounted using the Dividends Overhead Wall-mount Bracket. ( <i>See S2 overhead accessories</i> )  Touch Down kits are intended for use with steel door fronts only. ( <i>See S2 overhead accessories for Touch-down kits for overheads</i> )  Add \$157 list for Touch Down mechanism. Touch Down requires adding an "E" to the pattern number as indicated DS2PM24EL. For units with two doors add \$314 to the list.  Add a "Y" to the end of the pattern number to specify a front color that is different than the case color. P3 pricing automatically applies for all colors when utilizing this option.	Dimensions under, <b>w</b> , <b>d</b> and <b>h</b> are actual to the nearest <sup>1</sup> / <sub>16</sub> ".

# Overhead Storage Steel Front with Dividends Mounting Brackets

Series 2 Storage

## Up-Mount Overhead Storage

description	w	d	h	lock	pattern no.	P1	P2	P3
 Up-mount overhead cabinet with back and lock	29 <sup>7</sup> / <sub>8</sub> "	14 <sup>1</sup> / <sub>8</sub> "	15"	Y	<b>DS2UM30L</b>	\$650.	\$749.	\$780.
	35 <sup>7</sup> / <sub>8</sub> "	14 <sup>1</sup> / <sub>8</sub> "	15"	Y	<b>DS2UM36L</b>	671.	773.	806.
	41 <sup>7</sup> / <sub>8</sub> "	14 <sup>1</sup> / <sub>8</sub> "	15"	Y	<b>DS2UM42L</b>	693.	796.	832.
	47 <sup>7</sup> / <sub>8</sub> "	14 <sup>1</sup> / <sub>8</sub> "	15"	Y	<b>DS2UM48L</b>	706.	812.	846.
	53 <sup>7</sup> / <sub>8</sub> "	14 <sup>1</sup> / <sub>8</sub> "	15"	Y	<b>DS2UM54L</b>	949.	1,091.	1,137.
	59 <sup>7</sup> / <sub>8</sub> "	14 <sup>1</sup> / <sub>8</sub> "	15"	Y	<b>DS2UM60L</b>	949.	1,091.	1,137.
	65 <sup>7</sup> / <sub>8</sub> "	14 <sup>1</sup> / <sub>8</sub> "	15"	Y	<b>DS2UM66L</b>	991.	1,139.	1,190.
	71 <sup>7</sup> / <sub>8</sub> "	14 <sup>1</sup> / <sub>8</sub> "	15"	Y	<b>DS2UM72L</b>	991.	1,139.	1,190.
Series 2 Steel Front Up-Mount Bracket (Dividends)	<sup>7</sup> / <sub>8</sub> "	12 <sup>3</sup> / <sub>16</sub> "	11 <sup>3</sup> / <sub>4</sub> "	N/A	<b>DB1U18</b>	71.	77.	82.



Order Code	Specification Information	Application Notes	Critical Dimensions
Example: <b>DS2UM30L-117</b> <b>DS2</b> Series 2 Steel Front <b>UM</b> Up-Mount Overhead <b>30</b> 30" wide <b>L</b> Locking <b>117</b> Soft Grey paint finish	Deduct \$20 from the list price for non-locking units. Substitute the "L" suffix with an "N" within the pattern number to designate a non-locking unit, <i>example</i> (DS2UM30N). Units with two doors, deduct \$40 from the list.  24" through 48" wide units have a single door. 54" through 66" wide units have off-set double doors. 72" wide units have two doors. Units with two doors have two locks.  Up-mount overhead cabinets include an enclosed back.  Up-mount brackets are required and must be ordered separately.	Touch Down kits are intended for use with steel door fronts only. ( <i>See S2 overhead accessories for Touch-down kits for overheads</i> )  Add \$157 list for Touch Down mechanism. Touch Down requires adding an "E" to the pattern number as indicated DS2UM30EL. For units with two doors add \$314 to the list.  Add a "Y" to the end of the pattern number to specify a front color that is different than the case color. P3 pricing automatically applies for all colors when utilizing this option.	Dimensions under, <b>w</b> , <b>d</b> and <b>h</b> are actual to the nearest <sup>1</sup> / <sub>16</sub> ".



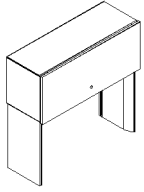
# Overhead Storage Steel Front with Dividends Mounting Brackets

## Stanchion Mount Overhead Storage

Series 2 Storage

Series 2 Steel Front Storage

description	w	d	h	lock	pattern no.	P1	P2	P3
Stanchion mount overhead cabinet with back and lock	35 <sup>7</sup> / <sub>8</sub> "	14 <sup>1</sup> / <sub>8</sub> "	15"	Y	<b>DS2OD36L</b>	\$1,070.	\$1,231.	\$1,285.
	41 <sup>7</sup> / <sub>8</sub> "	14 <sup>1</sup> / <sub>8</sub> "	15"	Y	<b>DS2OD42L</b>	1,092.	1,256.	1,310.
	47 <sup>7</sup> / <sub>8</sub> "	14 <sup>1</sup> / <sub>8</sub> "	15"	Y	<b>DS2OD48L</b>	1,106.	1,271.	1,325.
	53 <sup>7</sup> / <sub>8</sub> "	14 <sup>1</sup> / <sub>8</sub> "	15"	Y	<b>DS2OD54L</b>	1,347.	1,549.	1,619.
	59 <sup>7</sup> / <sub>8</sub> "	14 <sup>1</sup> / <sub>8</sub> "	15"	Y	<b>DS2OD60L</b>	1,347.	1,549.	1,619.
	65 <sup>7</sup> / <sub>8</sub> "	14 <sup>1</sup> / <sub>8</sub> "	15"	Y	<b>DS2OD66L</b>	1,391.	1,601.	1,668.
	71 <sup>7</sup> / <sub>8</sub> "	14 <sup>1</sup> / <sub>8</sub> "	15"	Y	<b>DS2OD72L</b>	1,391.	1,601.	1,668.

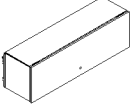


Order Code	Specification Information	Application Notes	Critical Dimensions
Example: <b>DS2OD36L-117</b>			
<b>DS2</b> Series 2 Steel Front			
<b>OD</b> Stanchion Mount Overhead			
<b>36</b> 36" wide			
<b>L</b> Locking			
<b>117</b> Soft Grey paint finish			
	<p>Deduct \$20 from the list price for non-locking units. Substitute the "L" suffix with an "N" within the pattern number to designate a non-locking unit, <i>example</i> (DS2OD36N). Units with two doors, deduct \$40 from the list.</p> <p>36" through 48" wide units have a single door. 54" through 66" units have off-set double doors. 72" wide units have two doors. Units with two doors have two locks.</p> <p>Stanchion mount overhead storage cabinets include an enclosed back.</p>	<p>Touch Down kits are intended for use with steel door fronts only. (<i>See S2 overhead accessories for Touch-down kits for overheads</i>)</p> <p>Add \$157 list for Touch Down mechanism. Touch Down requires adding an "E" to the pattern number as indicated DS2OD36EL. For units with two doors add \$314 to the list.</p> <p>Add a "Y" to the end of the pattern number to specify a front color that is different than the case color. P3 pricing automatically applies for all colors when utilizing this option.</p>	<p>Dimensions under, <b>w</b>, <b>d</b> and <b>h</b> are actual to the nearest 1/16".</p>

# Overhead Storage Steel Front with Reff Mounting Brackets

## Panel Mount Overhead Storage

Series 2 Storage

description	w	d	h	lock	pattern no.	P1	P2	P3
Panel mount overhead cabinet with lock  	23 <sup>7</sup> / <sub>8</sub> "	14 <sup>1</sup> / <sub>8</sub> "	15"	Y	<b>RS2PM24L</b>	\$542.	\$568.	\$596.
	29 <sup>7</sup> / <sub>8</sub> "	14 <sup>1</sup> / <sub>8</sub> "	15"	Y	<b>RS2PM30L</b>	542.	568.	596.
	35 <sup>7</sup> / <sub>8</sub> "	14 <sup>1</sup> / <sub>8</sub> "	15"	Y	<b>RS2PM36L</b>	553.	583.	611.
	41 <sup>7</sup> / <sub>8</sub> "	14 <sup>1</sup> / <sub>8</sub> "	15"	Y	<b>RS2PM42L</b>	568.	597.	627.
	47 <sup>7</sup> / <sub>8</sub> "	14 <sup>1</sup> / <sub>8</sub> "	15"	Y	<b>RS2PM48L</b>	589.	618.	648.
	53 <sup>7</sup> / <sub>8</sub> "	14 <sup>1</sup> / <sub>8</sub> "	15"	Y	<b>RS2PM54L</b>	809.	849.	891.
	59 <sup>7</sup> / <sub>8</sub> "	14 <sup>1</sup> / <sub>8</sub> "	15"	Y	<b>RS2PM60L</b>	809.	849.	891.
	65 <sup>7</sup> / <sub>8</sub> "	14 <sup>1</sup> / <sub>8</sub> "	15"	Y	<b>RS2PM66L</b>	835.	877.	923.
	71 <sup>7</sup> / <sub>8</sub> "	14 <sup>1</sup> / <sub>8</sub> "	15"	Y	<b>RS2PM72L</b>	835.	877.	923.

### Order Code

Example:	<b>RS2PM24L-113</b>
<b>RS2</b>	Series 2 Steel Front (Reff)
<b>PM</b>	Panel Mount Overhead
<b>24</b>	24" wide
<b>L</b>	Locking
<b>113</b>	Dark Grey

### Specification Information

Deduct \$20 from the list price for non-locking units. Substitute the "L" suffix with an "N" within the pattern number to designate a non-locking unit, *example* (RS2PM24L). Units with two doors, deduct \$40 from the list.

24" through 48" wide units have a single door. 54" through 66" wide units have off-set double doors. 72" wide units have two doors. Units with two doors have two locks.

Note: this product features a steel front with Reff components mounting features.

### Application Notes

Touch Down kits are intended for use with steel door fronts only. (*See S2 overhead accessories for Touch-down kits for overheads*)

Add \$157 list for Touch Down mechanism. Touch Down requires adding and "E" to the pattern number as indicated RS2PM30EL. For units with two doors add \$314 to the list.

### Critical Dimensions

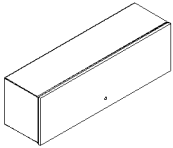
Dimensions under, **w**, **d** and **h** are actual to the nearest <sup>1</sup>/<sub>16</sub>".

# Overhead Storage Steel Front with Reff Mounting Brackets

## Up-Mount Overhead Storage

Series 2 Storage

Series 2 Steel Front Storage

description	w	d	h	lock	pattern no.	P1	P2	P3
 Up-mount overhead cabinet with back and lock	23 7/8"	14 1/8"	15"	Y	<b>RS2UM24L</b>	\$676.	\$712.	\$747.
	29 7/8"	14 1/8"	15"	Y	<b>RS2UM30L</b>	676.	712.	747.
	35 7/8"	14 1/8"	15"	Y	<b>RS2UM36L</b>	699.	733.	770.
	41 7/8"	14 1/8"	15"	Y	<b>RS2UM42L</b>	720.	757.	792.
	47 7/8"	14 1/8"	15"	Y	<b>RS2UM48L</b>	732.	769.	809.
	53 7/8"	14 1/8"	15"	Y	<b>RS2UM54L</b>	987.	1,037.	1,088.
	59 7/8"	14 1/8"	15"	Y	<b>RS2UM60L</b>	987.	1,037.	1,088.
	65 7/8"	14 1/8"	15"	Y	<b>RS2UM66L</b>	1,026.	1,078.	1,133.
71 7/8"	14 1/8"	15"	Y	<b>RS2UM72L</b>	1,026.	1,078.	1,133.	

Series 2 Veneer Front Up-mount Overhead Bracket (Reff)	12 3/16"	7/8"	11 3/4"		<b>RB1U18</b>	298.	313.	329.
--	----------	------	---------	--	---------------	------	------	------



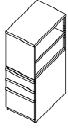
Order Code	Specification Information	Application Notes	Critical Dimensions
Example: <b>RS2UM30L-113</b> <b>RS2</b> Series 2 Steel Front (Reff) <b>UM</b> Up-Mount Overhead <b>30</b> 30" Wide <b>L</b> Locking <b>113</b> Dark Grey	Deduct \$20 from the list price for non-locking units. Substitute the "L" suffix with an "N" within the pattern number to designate a non-locking unit, <i>example</i> (RS2UM30N). Units with two doors, deduct \$40 from the list.  24" through 48" wide units have a single door. 54" through 66" wide units have off-set double doors. 72" wide units have two doors. Units with two doors have two locks.  Up-mount brackets are required and must be ordered separately.	Touch Down kits are intended for use with steel door fronts only. ( <i>See S2 overhead accessories for Touch Down kits for overheads</i> )  Add \$157 list for Touch Down mechanism. Touch Down requires adding and "E" to the pattern number as indicated RS2UM30EL. For units with two doors add \$314 to the list.	Dimensions under <b>w</b> , <b>d</b> and <b>h</b> are actual to the nearest 1/8".

# Storage Towers Steel Front - Series 2 Pull

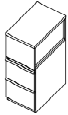
## 15" Wide Storage Towers

Series 2 Storage

description	type	w	d	h	lock	pattern no.	P1	P2	P3
42" High Side Access Bookcase tower with two box and one file drawer (right hand shown)	left hand	14 <sup>7</sup> / <sub>8</sub> "	23 <sup>1</sup> / <sub>2</sub> "	41 <sup>5</sup> / <sub>16</sub> "	Y	<b>DT3SBLH4215BBFL</b>	\$1,494.	\$1,718.	\$1,792.
	right hand	14 <sup>7</sup> / <sub>8</sub> "	23 <sup>1</sup> / <sub>2</sub> "	41 <sup>5</sup> / <sub>16</sub> "	Y	<b>DT3SBRH4215BBFL</b>	1,494.	1,718.	1,792.

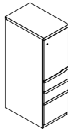


42" High Side Access Bookcase tower with two file drawers (right hand shown)	left hand	14 <sup>7</sup> / <sub>8</sub> "	23 <sup>1</sup> / <sub>2</sub> "	41 <sup>5</sup> / <sub>16</sub> "	Y	<b>DT3SBLH4215FFL</b>	1,424.	1,640.	1,711.
	right hand	14 <sup>7</sup> / <sub>8</sub> "	23 <sup>1</sup> / <sub>2</sub> "	41 <sup>5</sup> / <sub>16</sub> "	Y	<b>DT3SBRH4215FFL</b>	1,424.	1,640.	1,711.



50" High Single Door tower with no drawers (right hand shown)	left hand	14 <sup>7</sup> / <sub>8</sub> "	23 <sup>1</sup> / <sub>2</sub> "	48 <sup>5</sup> / <sub>16</sub> "	Y	<b>DT3SLH5015L</b>	1,644.	1,781.	1,990.
	right hand	14 <sup>7</sup> / <sub>8</sub> "	23 <sup>1</sup> / <sub>2</sub> "	48 <sup>5</sup> / <sub>16</sub> "	Y	<b>DT3SRH5015L</b>	1,644.	1,781.	1,990.

50" High Single Door tower with two box and one file drawer (right hand shown)	left hand	14 <sup>7</sup> / <sub>8</sub> "	23 <sup>1</sup> / <sub>2</sub> "	48 <sup>5</sup> / <sub>16</sub> "	Y	<b>DT3SLH5015BBFL</b>	1,751.	2,014.	2,101.
	right hand	14 <sup>7</sup> / <sub>8</sub> "	23 <sup>1</sup> / <sub>2</sub> "	48 <sup>5</sup> / <sub>16</sub> "	Y	<b>DT3SRH5015BBFL</b>	1,751.	2,014.	2,101.



### Order Code

Example:	<b>DT3SBLH5715BBFL-117</b>
<b>DT3</b>	Series 2 Steel Front
<b>SB</b>	Side Access Bookcase
<b>LH</b>	Left Hand Access
<b>57</b>	57" High
<b>15</b>	15" Wide
<b>B</b>	Box Drawer
<b>B</b>	Box Drawer
<b>F</b>	File Drawer
<b>L</b>	Locking
<b>117</b>	Soft Grey paint finish

### Specification Information

For non-locking towers, deduct \$60 from the list price for single door and double door units or \$75 list for wardrobe units. Substitute the "L" suffix with an "N" within the pattern number to designate a non-locking unit, example (DT3SLH5015BBFN)

"M" drawers consisting of a box drawer body with a file drawer head are available by substituting any two "B" or any one "F" character within the pattern number, example (DT3SLH5015MFN). Multiple "M" drawers may be specified providing they equal the total modules available.

A 6" drawer, behind a cupboard door is available by adding the numeral 1 to the end of the pattern number, example (DT3SLH6415BBFL1)**Note:** 6" drawers behind doors are not available within the wardrobe portion of towers. Drawers behind doors can be specified with fronts painted in one of 6 accent colors. If an accent color is not selected the fronts will be painted black. Accent colors include, (MEY) Memo Yellow, (MRG) Marine Grey, (SFG) Seafoam Green, (REG) Robbins Egg Blue, (SSP) Sunset Pink and (KRD) Knoll Red.

**Note: Drawer behind door list pricing is as follows: 1= \$250**

### Application Notes

Hanging rails and other accessories are not included and must be ordered separately. Hanging rails are included with 24" and 30" wide lateral drawers only. (See *Tower Accessories for pricing and order entry information*)

Half depth adjustable shelves and coat hooks may be ordered separately allowing the cupboard area of the 15", 24" and 30" wide towers to support binders as well as shorter coats. (See *Tower Accessories for pricing and order entry information*)**Note:** Series 2 Steel front doors are standard without a handle. Handles may be ordered for cupboard doors as a special.

Single door towers: Include (2) locks

Double door towers: Include (2) locks

Wardrobe towers: Include (3) locks

15" wide Side Access Bookcase and Display towers: Include (1) lock

24" wide Side Access Bookcase and Display towers: Include (2) locks

Single door tower (50"h and 57"h) with no drawers include one fixed shelf and one adjustable shelf. 64"h includes one fixed shelf and two adjustable shelves. Fixed shelf is positioned just below worksurface height.

### Critical Dimensions

Dimensions under, **w**, **d** and **h** are actual to the nearest 1/16"

42", 50", 57" and 64" Tower Internal Dimensions

- Box and M drawer height: 4<sup>5</sup>/<sub>16</sub>"
- Box and M drawer width: 12<sup>1</sup>/<sub>16</sub>"
- Box and M drawer depth: 18<sup>3</sup>/<sub>8</sub>"
- File drawer height: 9<sup>1</sup>/<sub>4</sub>"
- File drawer width: 12<sup>1</sup>/<sub>16</sub>"
- File drawer depth: 18<sup>3</sup>/<sub>8</sub>"

**Note:** All towers are configured from the top down with standard combinations of box and file drawers.

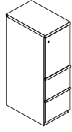
# Storage Towers Steel Front - Series 2 Pull

## 15" Wide Storage Towers

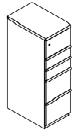
Series 2 Storage

Series 2 Steel Front Storage

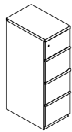
description	type	w	d	h	lock	pattern no.	P1	P2	P3
50" High Single Door tower with two file drawers (right hand shown)	left hand	14 <sup>7</sup> / <sub>8</sub> "	23 <sup>1</sup> / <sub>2</sub> "	48 <sup>5</sup> / <sub>16</sub> "	Y	DT3SLH5015FFFL	\$1,579.	\$1,817.	\$1,894.
	right hand	14 <sup>7</sup> / <sub>8</sub> "	23 <sup>1</sup> / <sub>2</sub> "	48 <sup>5</sup> / <sub>16</sub> "	Y	DT3SRH5015FFFL	1,579.	1,817.	1,894.



50" High Single Door tower with two box and two file drawers (right hand shown)	left hand	14 <sup>7</sup> / <sub>8</sub> "	23 <sup>1</sup> / <sub>2</sub> "	48 <sup>5</sup> / <sub>16</sub> "	Y	DT3SLH5015BBFFL	1,916.	2,203.	2,301.
	right hand	14 <sup>7</sup> / <sub>8</sub> "	23 <sup>1</sup> / <sub>2</sub> "	48 <sup>5</sup> / <sub>16</sub> "	Y	DT3SRH5015BBFFL	1,916.	2,203.	2,301.



50" High Single Door tower with three file drawers (right hand shown)	left hand	14 <sup>7</sup> / <sub>8</sub> "	23 <sup>1</sup> / <sub>2</sub> "	48 <sup>5</sup> / <sub>16</sub> "	Y	DT3SLH5015FFFLL	1,773.	2,037.	2,126.
	right hand	14 <sup>7</sup> / <sub>8</sub> "	23 <sup>1</sup> / <sub>2</sub> "	48 <sup>5</sup> / <sub>16</sub> "	Y	DT3SRH5015FFFLL	1,773.	2,037.	2,126.



### Order Code

Example:	DT3SBLH5715BBFL-117
<b>DT3</b>	Series 2 Steel Front
<b>SB</b>	Side Access Bookcase
<b>LH</b>	Left Hand Access
<b>57</b>	57" High
<b>15</b>	15" Wide
<b>B</b>	Box Drawer
<b>B</b>	Box Drawer
<b>F</b>	File Drawer
<b>L</b>	Locking
<b>117</b>	Soft Grey paint finish

### Specification Information

For non-locking towers, deduct \$60 from the list price for single door and double door units or \$75 list for wardrobe units. Substitute the "L" suffix with an "N" within the pattern number to designate a non-locking unit, example (DT3SLH5015BBFN)

"M" drawers consisting of a box drawer body with a file drawer head are available by substituting any two "B" or any one "F" character within the pattern number, example (DT3SLH5015MFN). Multiple "M" drawers may be specified providing they equal the total modules available.

A 6" drawer, behind a cupboard door is available by adding the numeral 1 to the end of the pattern number, example (DT3SLH6415BBFL1)**Note:** 6" drawers behind doors are not available within the wardrobe portion of towers. Drawers behind doors can be specified with fronts painted in one of 6 accent colors. If an accent color is not selected the fronts will be painted black. Accent colors include, (MEY) Memo Yellow, (MRG) Marine Grey, (SFG) Seafoam Green, (REG) Robbins Egg Blue, (SSP) Sunset Pink and (KRD) Knoll Red.

**Note: Drawer behind door list pricing is as follows: 1= \$250**

### Application Notes

Hanging rails and other accessories are not included and must be ordered separately. Hanging rails are included with 24" and 30" wide lateral drawers only. (See Tower Accessories for pricing and order entry information)

Half depth adjustable shelves and coat hooks may be ordered separately allowing the cupboard area of the 15", 24" and 30" wide towers to support binders as well as shorter coats. (See Tower Accessories for pricing and order entry information)**Note:** Series 2 Steel front doors are standard without a handle. Handles may be ordered for cupboard doors as a special.

Single door towers: Include (2) locks

Double door towers: Include (2) locks

Wardrobe towers: Include (3) locks

15" wide Side Access Bookcase and Display towers: Include (1) lock

24" wide Side Access Bookcase and Display towers: Include (2) locks

Single door tower (50"h and 57"h) with no drawers include one fixed shelf and one adjustable shelf. 64"h includes one fixed shelf and two adjustable shelves. Fixed shelf is positioned just below worksurface height.

### Critical Dimensions

Dimensions under, **w**, **d** and **h** are actual to the nearest 1/16"

42", 50", 57" and 64" Tower Internal Dimensions

- Box and M drawer height: 4<sup>5</sup>/<sub>16</sub>"
- Box and M drawer width: 12<sup>1</sup>/<sub>16</sub>"
- Box and M drawer depth: 18<sup>3</sup>/<sub>8</sub>"
- File drawer height: 9<sup>1</sup>/<sub>4</sub>"
- File drawer width: 12<sup>1</sup>/<sub>16</sub>"
- File drawer depth: 18<sup>3</sup>/<sub>8</sub>"

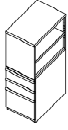
**Note:** All towers are configured from the top down with standard combinations of box and file drawers.

# Storage Towers Steel Front - Series 2 Pull

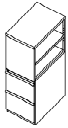
## 15" Wide Storage Towers

Series 2 Storage

description	type	w	d	h	lock	pattern no.	P1	P2	P3
50" High Side Access Bookcase tower with two box and one file drawer (right hand shown)	left hand	14 <sup>7</sup> / <sub>8</sub> "	23 <sup>1</sup> / <sub>2</sub> "	48 <sup>3</sup> / <sub>16</sub> "	Y	DT3SBLH5015BBFL	\$1,576.	\$1,810.	\$1,890.
	right hand	14 <sup>7</sup> / <sub>8</sub> "	23 <sup>1</sup> / <sub>2</sub> "	48 <sup>3</sup> / <sub>16</sub> "	Y	DT3SBRH5015BBFL	1,576.	1,810.	1,890.

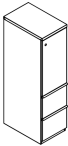


50" High Side Access Bookcase tower with two file drawers (right hand shown)	left hand	14 <sup>7</sup> / <sub>8</sub> "	23 <sup>1</sup> / <sub>2</sub> "	48 <sup>3</sup> / <sub>16</sub> "	Y	DT3SBLH5015FFL	1,494.	1,718.	1,792.
	right hand	14 <sup>7</sup> / <sub>8</sub> "	23 <sup>1</sup> / <sub>2</sub> "	48 <sup>3</sup> / <sub>16</sub> "	Y	DT3SBRH5015FFL	1,494.	1,718.	1,792.



57" High Single Door tower with no drawers (right hand shown)	left hand	14 <sup>7</sup> / <sub>8</sub> "	23 <sup>1</sup> / <sub>2</sub> "	56 <sup>3</sup> / <sub>16</sub> "	Y	DT3SLH5715L	1,686.	1,854.	2,023.
	right hand	14 <sup>7</sup> / <sub>8</sub> "	23 <sup>1</sup> / <sub>2</sub> "	56 <sup>3</sup> / <sub>16</sub> "	Y	DT3SRH5715L	1,686.	1,854.	2,023.

57" High Single Door tower with two file drawers (right hand shown)	left hand	14 <sup>7</sup> / <sub>8</sub> "	23 <sup>1</sup> / <sub>2</sub> "	56 <sup>3</sup> / <sub>16</sub> "	Y	DT3SLH5715FFL	1,620.	1,865.	1,943.
	right hand	14 <sup>7</sup> / <sub>8</sub> "	23 <sup>1</sup> / <sub>2</sub> "	56 <sup>3</sup> / <sub>16</sub> "	Y	DT3SRH5715FFL	1,620.	1,865.	1,943.



### Order Code

Example:	DT3SBLH5715BBFL-117
<b>DT3</b>	Series 2 Steel Front
<b>SB</b>	Side Access Bookcase
<b>LH</b>	Left Hand Access
<b>57</b>	57" High
<b>15</b>	15" Wide
<b>B</b>	Box Drawer
<b>B</b>	Box Drawer
<b>F</b>	File Drawer
<b>L</b>	Locking
<b>117</b>	Soft Grey paint finish

### Specification Information

For non-locking towers, deduct \$60 from the list price for single door and double door units or \$75 list for wardrobe units. Substitute the "L" suffix with an "N" within the pattern number to designate a non-locking unit, example (DT3SLH5015BBFN)

"M" drawers consisting of a box drawer body with a file drawer head are available by substituting any two "B" or any one "F" character within the pattern number, example (DT3SLH5015MFN). Multiple "M" drawers may be specified providing they equal the total modules available.

A 6" drawer, behind a cupboard door is available by adding the numeral 1 to the end of the pattern number, example (DT3SLH6415BBFL1) **Note:** 6" drawers behind doors are not available within the wardrobe portion of towers. Drawers behind doors can be specified with fronts painted in one of 6 accent colors. If an accent color is not selected the fronts will be painted black. Accent colors include, (MEY) Memo Yellow, (MRG) Marine Grey, (SFG) Seafoam Green, (REG) Robbins Egg Blue, (SSP) Sunset Pink and (KRD) Knoll Red.

**Note: Drawer behind door list pricing is as follows: 1= \$250**

### Application Notes

Hanging rails and other accessories are not included and must be ordered separately. Hanging rails are included with 24" and 30" wide lateral drawers only. (See Tower Accessories for pricing and order entry information)

Half depth adjustable shelves and coat hooks may be ordered separately allowing the cupboard area of the 15", 24" and 30" wide towers to support binders as well as shorter coats. (See Tower Accessories for pricing and order entry information) **Note:** Series 2 Steel front doors are standard without a handle. Handles may be ordered for cupboard doors as a special.

Single door towers: Include (2) locks

Double door towers: Include (2) locks

Wardrobe towers: Include (3) locks

15" wide Side Access Bookcase and Display towers: Include (1) lock

24" wide Side Access Bookcase and Display towers: Include (2) locks

Single door tower (50"h and 57"h) with no drawers include one fixed shelf and one adjustable shelf. 64"h includes one fixed shelf and two adjustable shelves. Fixed shelf is positioned just below worksurface height.

### Critical Dimensions

Dimensions under, **w**, **d** and **h** are actual to the nearest 1/16"

42", 50", 57" and 64" Tower Internal Dimensions

- Box and M drawer height: 4<sup>3</sup>/<sub>16</sub>"
- Box and M drawer width: 12<sup>1</sup>/<sub>16</sub>"
- Box and M drawer depth: 18<sup>3</sup>/<sub>8</sub>"
- File drawer height: 9<sup>1</sup>/<sub>4</sub>"
- File drawer width: 12<sup>1</sup>/<sub>16</sub>"
- File drawer depth: 18<sup>3</sup>/<sub>8</sub>"

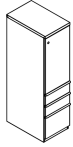
**Note:** All towers are configured from the top down with standard combinations of box and file drawers.

# Storage Towers Steel Front - Series 2 Pull

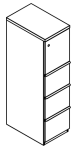
## 15" Wide Storage Towers

Series 2 Storage

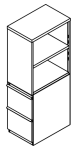
description	type	w	d	h	lock	pattern no.	P1	P2	P3
57" High Single Door tower with two box and one file drawer (right hand shown)	left hand	14 <sup>7</sup> / <sub>8</sub> "	23 <sup>1</sup> / <sub>2</sub> "	56 <sup>3</sup> / <sub>16</sub> "	Y	DT3SLH5715BBFL	\$1,792.	\$2,060.	\$2,150.
	right hand	14 <sup>7</sup> / <sub>8</sub> "	23 <sup>1</sup> / <sub>2</sub> "	56 <sup>3</sup> / <sub>16</sub> "	Y	DT3SRH5715BBFL	1,792.	2,060.	2,150.



57" High Single Door tower with three file drawers (right hand shown)	left hand	14 <sup>7</sup> / <sub>8</sub> "	23 <sup>1</sup> / <sub>2</sub> "	56 <sup>3</sup> / <sub>16</sub> "	Y	DT3SLH5715FFFL	1,813.	2,084.	2,171.
	right hand	14 <sup>7</sup> / <sub>8</sub> "	23 <sup>1</sup> / <sub>2</sub> "	56 <sup>3</sup> / <sub>16</sub> "	Y	DT3SRH5715FFFL	1,813.	2,084.	2,171.



57" High Side Access Bookcase tower with two file drawers (right hand shown)	left hand	14 <sup>7</sup> / <sub>8</sub> "	23 <sup>1</sup> / <sub>2</sub> "	56 <sup>3</sup> / <sub>16</sub> "	Y	DT3SBLH5715FFFL	1,620.	1,865.	1,943.
	right hand	14 <sup>7</sup> / <sub>8</sub> "	23 <sup>1</sup> / <sub>2</sub> "	56 <sup>3</sup> / <sub>16</sub> "	Y	DT3SBRH5715FFFL	1,620.	1,865.	1,943.



### Order Code

Example:	DT3SBLH5715BBFL-117
<b>DT3</b>	Series 2 Steel Front
<b>SB</b>	Side Access Bookcase
<b>LH</b>	Left Hand Access
<b>57</b>	57" High
<b>15</b>	15" Wide
<b>B</b>	Box Drawer
<b>B</b>	Box Drawer
<b>F</b>	File Drawer
<b>L</b>	Locking
<b>117</b>	Soft Grey paint finish

### Specification Information

For non-locking towers, deduct \$60 from the list price for single door and double door units or \$75 list for wardrobe units. Substitute the "L" suffix with an "N" within the pattern number to designate a non-locking unit, example (DT3SLH5015BBFN)

"M" drawers consisting of a box drawer body with a file drawer head are available by substituting any two "B" or any one "F" character within the pattern number, example (DT3SLH5015MFN). Multiple "M" drawers may be specified providing they equal the total modules available.

A 6" drawer, behind a cupboard door is available by adding the numeral 1 to the end of the pattern number, example (DT3SLH6415BBFL1)**Note:** 6" drawers behind doors are not available within the wardrobe portion of towers. Drawers behind doors can be specified with fronts painted in one of 6 accent colors. If an accent color is not selected the fronts will be painted black. Accent colors include, (MEY) Memo Yellow, (MRG) Marine Grey, (SFG) Seafoam Green, (REG) Robbins Egg Blue, (SSP) Sunset Pink and (KRD) Knoll Red.

**Note: Drawer behind door list pricing is as follows: 1= \$250**

### Application Notes

Hanging rails and other accessories are not included and must be ordered separately. Hanging rails are included with 24" and 30" wide lateral drawers only. (See *Tower Accessories for pricing and order entry information*)

Half depth adjustable shelves and coat hooks may be ordered separately allowing the cupboard area of the 15", 24" and 30" wide towers to support binders as well as shorter coats. (See *Tower Accessories for pricing and order entry information*)**Note:** Series 2 Steel front doors are standard without a handle. Handles may be ordered for cupboard doors as a special.

Single door towers: Include (2) locks

Double door towers: Include (2) locks

Wardrobe towers: Include (3) locks

15" wide Side Access Bookcase and Display towers: Include (1) lock

24" wide Side Access Bookcase and Display towers: Include (2) locks

Single door tower (50"h and 57"h) with no drawers include one fixed shelf and one adjustable shelf. 64"h includes one fixed shelf and two adjustable shelves. Fixed shelf is positioned just below worksurface height.

### Critical Dimensions

Dimensions under, **w**, **d** and **h** are actual to the nearest 1/16"

42", 50", 57" and 64" Tower Internal Dimensions

- Box and M drawer height: 4<sup>3</sup>/<sub>16</sub>"
- Box and M drawer width: 12<sup>1</sup>/<sub>16</sub>"
- Box and M drawer depth: 18<sup>3</sup>/<sub>8</sub>"
- File drawer height: 9<sup>1</sup>/<sub>4</sub>"
- File drawer width: 12<sup>1</sup>/<sub>16</sub>"
- File drawer depth: 18<sup>3</sup>/<sub>8</sub>"

**Note:** All towers are configured from the top down with standard combinations of box and file drawers.

# Storage Towers Steel Front - Series 2 Pull

## 15" Wide Storage Towers

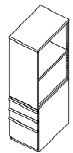
Series 2 Storage

description	type	w	d	h	lock	pattern no.	P1	P2	P3
57" High Side Access Bookcase tower with two box and one file drawer (right hand shown)	left hand	14 <sup>7</sup> / <sub>8</sub> "	23 <sup>1</sup> / <sub>2</sub> "	56 <sup>3</sup> / <sub>16</sub> "	Y	DT3SBLH5715BBFL	\$1,792.	\$2,060.	\$2,150.
	right hand	14 <sup>7</sup> / <sub>8</sub> "	23 <sup>1</sup> / <sub>2</sub> "	56 <sup>3</sup> / <sub>16</sub> "	Y	DT3SBRH5715BBFL	1,792.	2,060.	2,150.



64" High Single Door tower with no drawers (right hand shown)	left hand	14 <sup>7</sup> / <sub>8</sub> "	23 <sup>1</sup> / <sub>2</sub> "	63 <sup>3</sup> / <sub>16</sub> "	Y	DT3SLH6415L	1,757.	1,932.	2,108.
	right hand	14 <sup>7</sup> / <sub>8</sub> "	23 <sup>1</sup> / <sub>2</sub> "	63 <sup>3</sup> / <sub>16</sub> "	Y	DT3SRH6415L	1,757.	1,932.	2,108.

64" High Side Access Bookcase tower with two box and one file drawer (right hand shown)	left hand	14 <sup>7</sup> / <sub>8</sub> "	23 <sup>1</sup> / <sub>2</sub> "	63 <sup>3</sup> / <sub>16</sub> "	Y	DT3SBLH6415BBFL	1,629.	1,876.	1,955.
	right hand	14 <sup>7</sup> / <sub>8</sub> "	23 <sup>1</sup> / <sub>2</sub> "	63 <sup>3</sup> / <sub>16</sub> "	Y	DT3SBRH6415BBFL	1,629.	1,876.	1,955.



### Order Code

Example:	DT3SBLH5715BBFL-117
<b>DT3</b>	Series 2 Steel Front
<b>SB</b>	Side Access Bookcase
<b>LH</b>	Left Hand Access
<b>57</b>	57" High
<b>15</b>	15" Wide
<b>B</b>	Box Drawer
<b>B</b>	Box Drawer
<b>F</b>	File Drawer
<b>L</b>	Locking
<b>117</b>	Soft Grey paint finish

### Specification Information

For non-locking towers, deduct \$60 from the list price for single door and double door units or \$75 list for wardrobe units. Substitute the "L" suffix with an "N" within the pattern number to designate a non-locking unit, example (DT3SLH5015BBFN)

"M" drawers consisting of a box drawer body with a file drawer head are available by substituting any two "B" or any one "F" character within the pattern number, example (DT3SLH5015MFN). Multiple "M" drawers may be specified providing they equal the total modules available.

A 6" drawer, behind a cupboard door is available by adding the numeral 1 to the end of the pattern number, example (DT3SLH6415BBFL1)**Note:** 6" drawers behind doors are not available within the wardrobe portion of towers. Drawers behind doors can be specified with fronts painted in one of 6 accent colors. If an accent color is not selected the fronts will be painted black. Accent colors include, (MEY) Memo Yellow, (MRG) Marine Grey, (SFG) Seafoam Green, (REG) Robbins Egg Blue, (SSP) Sunset Pink and (KRD) Knoll Red.

**Note: Drawer behind door list pricing is as follows: 1= \$250**

### Application Notes

Hanging rails and other accessories are not included and must be ordered separately. Hanging rails are included with 24" and 30" wide lateral drawers only. (See Tower Accessories for pricing and order entry information)

Half depth adjustable shelves and coat hooks may be ordered separately allowing the cupboard area of the 15", 24" and 30" wide towers to support binders as well as shorter coats. (See Tower Accessories for pricing and order entry information)**Note:** Series 2 Steel front doors are standard without a handle. Handles may be ordered for cupboard doors as a special.

Single door towers: Include (2) locks

Double door towers: Include (2) locks

Wardrobe towers: Include (3) locks

15" wide Side Access Bookcase and Display towers: Include (1) lock

24" wide Side Access Bookcase and Display towers: Include (2) locks

Single door tower (50"h and 57"h) with no drawers include one fixed shelf and one adjustable shelf. 64"h includes one fixed shelf and two adjustable shelves. Fixed shelf is positioned just below worksurface height.

### Critical Dimensions

Dimensions under, **w**, **d** and **h** are actual to the nearest 1/16"

42", 50", 57" and 64" Tower Internal Dimensions

- Box and M drawer height: 4<sup>3</sup>/<sub>16</sub>"
- Box and M drawer width: 12<sup>1</sup>/<sub>16</sub>"
- Box and M drawer depth: 18<sup>3</sup>/<sub>8</sub>"
- File drawer height: 9<sup>1</sup>/<sub>4</sub>"
- File drawer width: 12<sup>1</sup>/<sub>16</sub>"
- File drawer depth: 18<sup>3</sup>/<sub>8</sub>"

**Note:** All towers are configured from the top down with standard combinations of box and file drawers.



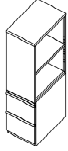
# Storage Towers Steel Front - Series 2 Pull

## 15" Wide Storage Towers

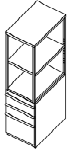
Series 2 Storage

Series 2 Steel Front Storage

description	type	w	d	h	lock	pattern no.	P1	P2	P3
64" High Side Access Bookcase tower with two file drawers (right hand shown)	left hand	14 <sup>7</sup> / <sub>8</sub> "	23 <sup>1</sup> / <sub>2</sub> "	63 <sup>5</sup> / <sub>16</sub> "	Y	<b>DT3SBLH6415FFL</b>	\$1,551.	\$1,782.	\$1,857.
	right hand	15"	23 <sup>1</sup> / <sub>2</sub> "	63 <sup>5</sup> / <sub>16</sub> "	Y	<b>DT3SBRH6415FFL</b>	1,551.	1,782.	1,857.

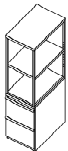


64" High Side Access Display tower with two box and one file drawer (right hand shown)	left hand	14 <sup>7</sup> / <sub>8</sub> "	23 <sup>1</sup> / <sub>2</sub> "	63 <sup>5</sup> / <sub>16</sub> "	Y	<b>DT3BDLH6415BBFL</b>	1,650.	1,898.	1,981.
	right hand	14 <sup>7</sup> / <sub>8</sub> "	23 <sup>1</sup> / <sub>2</sub> "	63 <sup>5</sup> / <sub>16</sub> "	Y	<b>DT3BDRH6415BBFL</b>	1,650.	1,898.	1,981.



**Note:** Display towers are open to access on two sides, i.e., the front and one side.

64" High Side Access Display tower with two file drawers (right hand shown)	left hand	14 <sup>7</sup> / <sub>8</sub> "	23 <sup>1</sup> / <sub>2</sub> "	63 <sup>5</sup> / <sub>16</sub> "	Y	<b>DT3BDLH6415FFL</b>	1,570.	1,806.	1,883.
	right hand	14 <sup>7</sup> / <sub>8</sub> "	23 <sup>1</sup> / <sub>2</sub> "	63 <sup>5</sup> / <sub>16</sub> "	Y	<b>DT3BDRH6415FFL</b>	1,570.	1,806.	1,883.



**Note:** Display towers are open to access on two sides, i.e., the front and one side.

### Order Code

Example:	<b>DT3SBLH5715BBFL-117</b>
<b>DT3</b>	Series 2 Steel Front
<b>SB</b>	Side Access Bookcase
<b>LH</b>	Left Hand Access
<b>57</b>	57" High
<b>15</b>	15" Wide
<b>B</b>	Box Drawer
<b>B</b>	Box Drawer
<b>F</b>	File Drawer
<b>L</b>	Locking
<b>117</b>	Soft Grey paint finish

### Specification Information

For non-locking towers, deduct \$60 from the list price for single door and double door units or \$75 list for wardrobe units. Substitute the "L" suffix with an "N" within the pattern number to designate a non-locking unit, example (DT3SLH5015BBFN)

"M" drawers consisting of a box drawer body with a file drawer head are available by substituting any two "B" or any one "F" character within the pattern number, example (DT3SLH5015MFN). Multiple "M" drawers may be specified providing they equal the total modules available.

A 6" drawer, behind a cupboard door is available by adding the numeral 1 to the end of the pattern number, example (DT3SLH6415BBFL1)**Note:** 6" drawers behind doors are not available within the wardrobe portion of towers. Drawers behind doors can be specified with fronts painted in one of 6 accent colors. If an accent color is not selected the fronts will be painted black. Accent colors include, (MEY) Memo Yellow, (MRG) Marine Grey, (SFG) Seafoam Green, (REG) Robbins Egg Blue, (SSP) Sunset Pink and (KRD) Knoll Red.

**Note: Drawer behind door list pricing is as follows: 1= \$250**

### Application Notes

Hanging rails and other accessories are not included and must be ordered separately. Hanging rails are included with 24" and 30" wide lateral drawers only. (See *Tower Accessories for pricing and order entry information*)

Half depth adjustable shelves and coat hooks may be ordered separately allowing the cupboard area of the 15", 24" and 30" wide towers to support binders as well as shorter coats. (See *Tower Accessories for pricing and order entry information*)**Note:** Series 2 Steel front doors are standard without a handle. Handles may be ordered for cupboard doors as a special.

Single door towers: Include (2) locks

Double door towers: Include (2) locks

Wardrobe towers: Include (3) locks

15" wide Side Access Bookcase and Display towers: Include (1) lock

24" wide Side Access Bookcase and Display towers: Include (2) locks

Single door tower (50"h and 57"h) with no drawers include one fixed shelf and one adjustable shelf. 64"h includes on fixed shelf and two adjustable shelves. Fixed shelf is positioned just below worksurface height.

### Critical Dimensions

Dimensions under, **w**, **d** and **h** are actual to the nearest <sup>1</sup>/<sub>16</sub>"

42", 50", 57" and 64" Tower Internal Dimensions

- Box and M drawer height: 4<sup>5</sup>/<sub>16</sub>"
- Box and M drawer width: 12<sup>1</sup>/<sub>16</sub>"
- Box and M drawer depth: 18<sup>3</sup>/<sub>8</sub>"
- File drawer height: 9<sup>1</sup>/<sub>4</sub>"
- File drawer width: 12<sup>1</sup>/<sub>16</sub>"
- File drawer depth: 18<sup>3</sup>/<sub>8</sub>"

**Note:** All towers are configured from the top down with standard combinations of box and file drawers.

# Storage Towers Steel Front - Series 2 Pull

## 15" Wide Storage Towers

Series 2 Storage

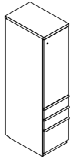
description	type	w	d	h	lock	pattern no.	P1	P2	P3
64" High Single Door tower with four file drawers (right hand shown)	left hand	14 <sup>7</sup> / <sub>8</sub> "	23 <sup>1</sup> / <sub>2</sub> "	63 <sup>3</sup> / <sub>16</sub> "	Y	<b>DT3SLH6415FFFL</b>	\$2,013.	\$2,314.	\$2,416.
	right hand	14 <sup>7</sup> / <sub>8</sub> "	23 <sup>1</sup> / <sub>2</sub> "	63 <sup>3</sup> / <sub>16</sub> "	Y	<b>DT3SRH6415FFFL</b>	2,013.	2,314.	2,416.



64" High Single Door tower with three file drawers (right hand shown)	left hand	14 <sup>7</sup> / <sub>8</sub> "	23 <sup>1</sup> / <sub>2</sub> "	63 <sup>3</sup> / <sub>16</sub> "	Y	<b>DT3SLH6415FFFL</b>	1,850.	2,129.	2,222.
	right hand	14 <sup>7</sup> / <sub>8</sub> "	23 <sup>1</sup> / <sub>2</sub> "	63 <sup>3</sup> / <sub>16</sub> "	Y	<b>DT3SRH6415FFFL</b>	1,850.	2,129.	2,222.



64" High Single Door tower with two box and one file drawer (right hand shown)	left hand	14 <sup>7</sup> / <sub>8</sub> "	23 <sup>1</sup> / <sub>2</sub> "	63 <sup>3</sup> / <sub>16</sub> "	Y	<b>DT3SLH6415BBFL</b>	1,833.	2,108.	2,199.
	right hand	14 <sup>7</sup> / <sub>8</sub> "	23 <sup>1</sup> / <sub>2</sub> "	63 <sup>3</sup> / <sub>16</sub> "	Y	<b>DT3SRH6415BBFL</b>	1,833.	2,108.	2,199.



### Order Code

Example:	<b>DT3SBLH5715BBFL-117</b>
<b>DT3</b>	Series 2 Steel Front
<b>SB</b>	Side Access Bookcase
<b>LH</b>	Left Hand Access
<b>57</b>	57" High
<b>15</b>	15" Wide
<b>B</b>	Box Drawer
<b>B</b>	Box Drawer
<b>F</b>	File Drawer
<b>L</b>	Locking
<b>117</b>	Soft Grey paint finish

### Specification Information

For non-locking towers, deduct \$60 from the list price for single door and double door units or \$75 list for wardrobe units. Substitute the "L" suffix with an "N" within the pattern number to designate a non-locking unit, example (DT3SLH5015BBFN)

"M" drawers consisting of a box drawer body with a file drawer head are available by substituting any two "B" or any one "F" character within the pattern number, example (DT3SLH5015MFN). Multiple "M" drawers may be specified providing they equal the total modules available.

A 6" drawer, behind a cupboard door is available by adding the numeral 1 to the end of the pattern number, example (DT3SLH6415BBFL1)**Note:** 6" drawers behind doors are not available within the wardrobe portion of towers. Drawers behind doors can be specified with fronts painted in one of 6 accent colors. If an accent color is not selected the fronts will be painted black. Accent colors include, (MEY) Memo Yellow, (MRG) Marine Grey, (SFG) Seafoam Green, (REG) Robbins Egg Blue, (SSP) Sunset Pink and (KRD) Knoll Red.

**Note: Drawer behind door list pricing is as follows: 1= \$250**

### Application Notes

Hanging rails and other accessories are not included and must be ordered separately. Hanging rails are included with 24" and 30" wide lateral drawers only. (See *Tower Accessories for pricing and order entry information*)

Half depth adjustable shelves and coat hooks may be ordered separately allowing the cupboard area of the 15", 24" and 30" wide towers to support binders as well as shorter coats. (See *Tower Accessories for pricing and order entry information*)**Note:** Series 2 Steel front doors are standard without a handle. Handles may be ordered for cupboard doors as a special.

Single door towers: Include (2) locks

Double door towers: Include (2) locks

Wardrobe towers: Include (3) locks

15" wide Side Access Bookcase and Display towers: Include (1) lock

24" wide Side Access Bookcase and Display towers: Include (2) locks

Single door tower (50"h and 57"h) with no drawers include one fixed shelf and one adjustable shelf. 64"h includes one fixed shelf and two adjustable shelves. Fixed shelf is positioned just below worksurface height.

### Critical Dimensions

Dimensions under, **w**, **d** and **h** are actual to the nearest 1/16"

42", 50", 57" and 64" Tower Internal Dimensions

- Box and M drawer height: 4<sup>3</sup>/<sub>16</sub>"
- Box and M drawer width: 12<sup>1</sup>/<sub>16</sub>"
- Box and M drawer depth: 18<sup>3</sup>/<sub>8</sub>"
- File drawer height: 9<sup>1</sup>/<sub>4</sub>"
- File drawer width: 12<sup>1</sup>/<sub>16</sub>"
- File drawer depth: 18<sup>3</sup>/<sub>8</sub>"

**Note:** All towers are configured from the top down with standard combinations of box and file drawers.

# Storage Towers Steel Front - Series 2 Pull

## 15" Wide Storage Towers

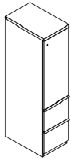
Series 2 Storage

Series 2 Steel Front Storage

description	type	w	d	h	lock	pattern no.	P1	P2	P3
64" High Single Door tower with two box and two file drawers (right hand shown)	left hand	14 <sup>7</sup> / <sub>8</sub> "	23 <sup>1</sup> / <sub>2</sub> "	63 <sup>5</sup> / <sub>16</sub> "	Y	<b>DT3SLH6415BBFFL</b>	\$1,983.	\$2,279.	\$2,379.
	right hand	14 <sup>7</sup> / <sub>8</sub> "	23 <sup>1</sup> / <sub>2</sub> "	63 <sup>5</sup> / <sub>16</sub> "	Y	<b>DT3SRH6415BBFFL</b>	1,983.	2,279.	2,379.



64" High Single Door tower with two file drawers (right hand shown)	left hand	14 <sup>7</sup> / <sub>8</sub> "	23 <sup>1</sup> / <sub>2</sub> "	63 <sup>5</sup> / <sub>16</sub> "	Y	<b>DT3SLH6415FFL</b>	1,662.	1,912.	1,995.
	right hand	14 <sup>7</sup> / <sub>8</sub> "	23 <sup>1</sup> / <sub>2</sub> "	63 <sup>5</sup> / <sub>16</sub> "	Y	<b>DT3SRH6415FFL</b>	1,662.	1,912.	1,995.



### Order Code

Example:	<b>DT3SBLH5715BBFL-117</b>
<b>DT3</b>	Series 2 Steel Front
<b>SB</b>	Side Access Bookcase
<b>LH</b>	Left Hand Access
<b>57</b>	57" High
<b>15</b>	15" Wide
<b>B</b>	Box Drawer
<b>B</b>	Box Drawer
<b>F</b>	File Drawer
<b>L</b>	Locking
<b>117</b>	Soft Grey paint finish

### Specification Information

For non-locking towers, deduct \$60 from the list price for single door and double door units or \$75 list for wardrobe units. Substitute the "L" suffix with an "N" within the pattern number to designate a non-locking unit, example (DT3SLH5015BBFN)

"M" drawers consisting of a box drawer body with a file drawer head are available by substituting any two "B" or any one "F" character within the pattern number, example (DT3SLH5015MFN). Multiple "M" drawers may be specified providing they equal the total modules available.

A 6" drawer, behind a cupboard door is available by adding the numeral 1 to the end of the pattern number, example (DT3SLH6415BBFL1)**Note:** 6" drawers behind doors are not available within the wardrobe portion of towers. Drawers behind doors can be specified with fronts painted in one of 6 accent colors. If an accent color is not selected the fronts will be painted black. Accent colors include, (MEY) Memo Yellow, (MRG) Marine Grey, (SFG) Seafoam Green, (REG) Robbins Egg Blue, (SSP) Sunset Pink and (KRD) Knoll Red.

**Note: Drawer behind door list pricing is as follows: 1= \$250**

### Application Notes

Hanging rails and other accessories are not included and must be ordered separately. Hanging rails are included with 24" and 30" wide lateral drawers only. (See *Tower Accessories for pricing and order entry information*)

Half depth adjustable shelves and coat hooks may be ordered separately allowing the cupboard area of the 15", 24" and 30" wide towers to support binders as well as shorter coats. (See *Tower Accessories for pricing and order entry information*)**Note:** Series 2 Steel front doors are standard without a handle. Handles may be ordered for cupboard doors as a special.

Single door towers: Include (2) locks

Double door towers: Include (2) locks

Wardrobe towers: Include (3) locks

15" wide Side Access Bookcase and Display towers: Include (1) lock

24" wide Side Access Bookcase and Display towers: Include (2) locks

Single door tower (50"h and 57"h) with no drawers include one fixed shelf and one adjustable shelf. 64"h includes one fixed shelf and two adjustable shelves. Fixed shelf is positioned just below worksurface height.

### Critical Dimensions

Dimensions under, **w**, **d** and **h** are actual to the nearest 1/16"

42", 50", 57" and 64" Tower Internal Dimensions

- Box and M drawer height: 4<sup>3</sup>/<sub>16</sub>"
- Box and M drawer width: 12<sup>1</sup>/<sub>16</sub>"
- Box and M drawer depth: 18<sup>3</sup>/<sub>8</sub>"
- File drawer height: 9<sup>1</sup>/<sub>4</sub>"
- File drawer width: 12<sup>1</sup>/<sub>16</sub>"
- File drawer depth: 18<sup>3</sup>/<sub>8</sub>"

**Note:** All towers are configured from the top down with standard combinations of box and file drawers.

# Storage Towers Steel Front - Series 2 Pull

## 24" Wide Storage Towers

Series 2 Storage

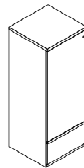
description	type	w	d	h	lock	pattern no.	P1	P2	P3
42" High Side Access Bookcase with two box and one file drawer with wardrobe (left hand shown)	left hand	23 <sup>7</sup> / <sub>8</sub> "	23 <sup>1</sup> / <sub>2</sub> "	41 <sup>5</sup> / <sub>16</sub> "	Y	DT3WSBLH4224BBFL	\$2,163.	\$2,487.	\$2,597.
	right hand	23 <sup>7</sup> / <sub>8</sub> "	23 <sup>1</sup> / <sub>2</sub> "	41 <sup>5</sup> / <sub>16</sub> "	Y	DT3WSBRH4224BBFL	2,163.	2,487.	2,597.



42" High Side Access Bookcase with two file drawers with wardrobe (left hand shown)	left hand	23 <sup>7</sup> / <sub>8</sub> "	23 <sup>1</sup> / <sub>2</sub> "	41 <sup>5</sup> / <sub>16</sub> "	Y	DT3WSBLH4224FFL	2,080.	2,393.	2,497.
	right hand	23 <sup>7</sup> / <sub>8</sub> "	23 <sup>1</sup> / <sub>2</sub> "	41 <sup>5</sup> / <sub>16</sub> "	Y	DT3WSBRH4224FFL	2,080.	2,393.	2,497.



50" High Single Door tower with wide drawer (left hand shown)	left hand	23 <sup>7</sup> / <sub>8</sub> "	23 <sup>1</sup> / <sub>2</sub> "	48 <sup>5</sup> / <sub>16</sub> "	Y	DT3SLH5024WL	1,485.	1,709.	1,784.
	right hand	23 <sup>7</sup> / <sub>8</sub> "	23 <sup>1</sup> / <sub>2</sub> "	48 <sup>5</sup> / <sub>16</sub> "	Y	DT3SRH5024WL	1,485.	1,709.	1,784.



### Order Code

Example:	DT3SBLH5724BBFL-117
<b>DT3</b>	Series 2 Steel Front
<b>SB</b>	Side Access Bookcase
<b>LH</b>	Left Hand Access
<b>57</b>	57" High
<b>24</b>	24" Wide
<b>B</b>	Box Drawer
<b>B</b>	Box Drawer
<b>F</b>	File Drawer
<b>L</b>	Locking
<b>117</b>	Soft Grey paint finish

### Specification Information

For non-locking towers, deduct \$60 from the list price for single door and double door units or \$75 list for units with wardrobe. Substitute the "L" suffix with an "N" within the pattern number to designate a non-locking unit, example (DT3SLH6424BBFN)

"M" drawers consisting of a box drawer body with a file drawer head are available by substituting any two "B" or any one "F" character within the pattern number, example (DT3SLH6424MFN). Multiple "M" drawers may be specified providing they equal the total modules available.

A 6" drawer, behind a cupboard door is available by adding the numeral 1 to the end of the pattern number, example (DT3SLH6424BBFL1)

**Note:** 6" drawer behind doors are not available within the wardrobe portion of towers. Drawers behind doors can be specified with fronts painted in one of 6 accent colors. If an accent color is not selected the fronts will be painted black. Accent colors include, (MEY) Memo Yellow, (MRG) Marine Grey, (SFG) Seafoam Green, (REG) Robbins Egg Blue, (SSP) Sunset Pink and (KRD) Knoll Red.

### Application Notes

Hanging rails and other accessories are not included and must be ordered separately. Hanging rails are included with 24" and 30" wide lateral drawers only. (See Tower Accessories for pricing and order entry information)

Half depth adjustable shelves and coat hooks may be ordered separately allowing the cupboard and wardrobe area of the 15", 24" and 30" wide towers to support binders as well as shorter coats. (See Tower Accessories for pricing and order entry information)

Single door towers: Include (2) locks

Double door towers: Include (2) locks

Wardrobe towers: Include (3) locks

15" wide Side Access Bookcase and Display towers: Include (1) lock

24" wide Side Access Bookcase and Display towers: Include (2) locks

### Critical Dimensions

Dimensions under, w, d and h are actual to the nearest 1/16"

50", 57" and 64" Tower Internal Dimensions

- Box and M drawer height: 4<sup>5</sup>/<sub>16</sub>"
- Box and M drawer width: 12<sup>1</sup>/<sub>16</sub>"
- Box and M drawer depth: 18<sup>3</sup>/<sub>8</sub>"
- File drawer height: 9<sup>1</sup>/<sub>4</sub>"
- File drawer width: 12<sup>1</sup>/<sub>16</sub>"
- File drawer depth: 18<sup>3</sup>/<sub>8</sub>"
- Wide drawer height: 9<sup>3</sup>/<sub>16</sub>"
- Wide drawer width: 20<sup>3</sup>/<sub>4</sub>"
- Wide drawer depth: 22<sup>7</sup>/<sub>8</sub>"

**Note:** All towers are configured from the top down with standard combinations of box and file drawers.

**Note: Drawer behind door list pricing is as follows: 1= \$250**

*Note: Series 2 Steel front doors are standard without a handle. Handles may be ordered for cupboard doors as a special.*

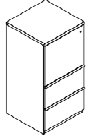
# Storage Towers Steel Front - Series 2 Pull

## 24" Wide Storage Towers

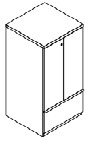
Series 2 Storage

Series 2 Steel Front Storage

description	type	w	d	h	lock	pattern no.	P1	P2	P3
50" High Single Door tower with two wide drawers (left hand shown)	left hand	23 7/8"	23 1/2"	48 3/16"	Y	<b>DT3SLH5024WWL</b>	\$1,730.	\$1,993.	\$2,080.
	right hand	23 7/8"	23 1/2"	48 3/16"	Y	<b>DT3SRH5024WWL</b>	1,730.	1,993.	2,080.

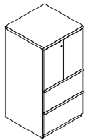


50" High Double Door tower with one wide drawer		23 7/8"	23 1/2"	48 3/16"	Y	<b>DT3D5024WL</b>	1,831.	2,105.	2,197.
---	--	---------	---------	----------	---	-------------------	--------	--------	--------



24" and 30" wide double door cabinets may be ordered with a grommet option located in the back of the case by adding a "G" between the 4th and 5th character of the pattern number, example (DT3DG6424WL). Add \$100 list for this option. **Note**, by adding a "G" option, the cabinet will also receive AV hinged doors.

50" High Double Door tower with two wide drawers		23 7/8"	23 1/2"	48 3/16"	Y	<b>DT3D5024WWL</b>	2,102.	2,418.	2,524.
--	--	---------	---------	----------	---	--------------------	--------	--------	--------



24" and 30" wide double door cabinets may be ordered with a grommet option located in the back of the case by adding a "G" between the 4th and 5th character of the pattern number, example (DT3DG6424WL). Add \$100 list for this option. **Note**, by adding a "G" option, the cabinet will also receive AV hinged doors.

### Order Code

Example:	<b>DT3SBLH5724BBFL-117</b>
<b>DT3</b>	Series 2 Steel Front
<b>SB</b>	Side Access Bookcase
<b>LH</b>	Left Hand Access
<b>57</b>	57" High
<b>24</b>	24" Wide
<b>B</b>	Box Drawer
<b>B</b>	Box Drawer
<b>F</b>	File Drawer
<b>L</b>	Locking
<b>117</b>	Soft Grey paint finish

### Specification Information

For non-locking towers, deduct \$60 from the list price for single door and double door units or \$75 list for units with wardrobe. Substitute the "L" suffix with an "N" within the pattern number to designate a non-locking unit, example (DT3SLH6424BBFN)

"M" drawers consisting of a box drawer body with a file drawer head are available by substituting any two "B" or any one "F" character within the pattern number, example (DT3SLH6424MFN). Multiple "M" drawers may be specified providing they equal the total modules available.

A 6" drawer, behind a cupboard door is available by adding the numeral 1 to the end of the pattern number, example (DT3SLH6424BBFL1)

**Note:** 6" drawer behind doors are not available within the wardrobe portion of towers. Drawers behind doors can be specified with fronts painted in one of 6 accent colors. If an accent color is not selected the fronts will be painted black. Accent colors include, (MEY) Memo Yellow, (MRG) Marine Grey, (SFG) Seafoam Green, (REG) Robbins Egg Blue, (SSP) Sunset Pink and (KRD) Knoll Red.

### Application Notes

Hanging rails and other accessories are not included and must be ordered separately. Hanging rails are included with 24" and 30" wide lateral drawers only. (See *Tower Accessories for pricing and order entry information*)

Half depth adjustable shelves and coat hooks may be ordered separately allowing the cupboard and wardrobe area of the 15", 24" and 30" wide towers to support binders as well as shorter coats. (See *Tower Accessories for pricing and order entry information*)

Single door towers: Include (2) locks

Double door towers: Include (2) locks

Wardrobe towers: Include (3) locks

15" wide Side Access Bookcase and Display towers: Include (1) lock

24" wide Side Access Bookcase and Display towers: Include (2) locks

### Critical Dimensions

Dimensions under, **w**, **d** and **h** are actual to the nearest 1/16"

50", 57" and 64" Tower Internal Dimensions

- Box and M drawer height: 4 5/16"
- Box and M drawer width: 12 1/16"
- Box and M drawer depth: 18 3/8"
- File drawer height: 9 1/4"
- File drawer width: 12 1/16"
- File drawer depth: 18 3/8"
- Wide drawer height: 9 3/16"
- Wide drawer width: 20 3/4"
- Wide drawer depth: 22 7/8"

**Note:** All towers are configured from the top down with standard combinations of box and file drawers.

**Note: Drawer behind door list pricing is as follows: 1= \$250**

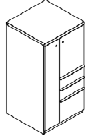
*Note: Series 2 Steel front doors are standard without a handle. Handles may be ordered for cupboard doors as a special.*

# Storage Towers Steel Front - Series 2 Pull

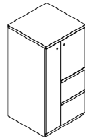
## 24" Wide Storage Towers

Series 2 Storage

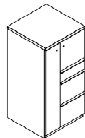
description	type	w	d	h	lock	pattern no.	P1	P2	P3
50" High tower with two box and one file drawer and door and wardrobe (left hand shown)	left hand	23 7/8"	23 1/2"	48 5/16"	Y	DT3WSLH5024BBFL	\$1,988.	\$2,287.	\$2,384.
	right hand	23 7/8"	23 1/2"	48 5/16"	Y	DT3WSRH5024BBFL	1,988.	2,287.	2,384.



50" High tower with two file drawers and door and wardrobe (left hand shown)	left hand	23 7/8"	23 1/2"	48 5/16"	Y	DT3WSLH5024FFL	1,786.	2,053.	2,143.
	right hand	23 7/8"	23 1/2"	48 5/16"	Y	DT3WSRH5024FFL	1,786.	2,053.	2,143.



50" High tower with one box and two file drawers and door and wardrobe (left hand shown)	left hand	23 7/8"	23 1/2"	48 5/16"	Y	DT3WSLH5024BBFL	2,080.	2,392.	2,496.
	right hand	23 7/8"	23 1/2"	48 5/16"	Y	DT3WSRH5024BBFL	2,080.	2,392.	2,496.



### Order Code

Example:	DT3SBLH5724BBFL-117
<b>DT3</b>	Series 2 Steel Front
<b>SB</b>	Side Access Bookcase
<b>LH</b>	Left Hand Access
<b>57</b>	57" High
<b>24</b>	24" Wide
<b>B</b>	Box Drawer
<b>B</b>	Box Drawer
<b>F</b>	File Drawer
<b>L</b>	Locking
<b>117</b>	Soft Grey paint finish

### Specification Information

For non-locking towers, deduct \$60 from the list price for single door and double door units or \$75 list for units with wardrobe. Substitute the "L" suffix with an "N" within the pattern number to designate a non-locking unit, example (DT3SLH6424BBFN)

"M" drawers consisting of a box drawer body with a file drawer head are available by substituting any two "B" or any one "F" character within the pattern number, example (DT3SLH6424MFN). Multiple "M" drawers may be specified providing they equal the total modules available.

A 6" drawer, behind a cupboard door is available by adding the numeral 1 to the end of the pattern number, example (DT3SLH6424BBFL1)

**Note:** 6" drawer behind doors are not available within the wardrobe portion of towers. Drawers behind doors can be specified with fronts painted in one of 6 accent colors. If an accent color is not selected the fronts will be painted black. Accent colors include, (MEY) Memo Yellow, (MRG) Marine Grey, (SFG) Seafoam Green, (REG) Robbins Egg Blue, (SSP) Sunset Pink and (KRD) Knoll Red.

### Application Notes

Hanging rails and other accessories are not included and must be ordered separately. Hanging rails are included with 24" and 30" wide lateral drawers only. (See *Tower Accessories for pricing and order entry information*)

Half depth adjustable shelves and coat hooks may be ordered separately allowing the cupboard and wardrobe area of the 15", 24" and 30" wide towers to support binders as well as shorter coats. (See *Tower Accessories for pricing and order entry information*)

Single door towers: Include (2) locks

Double door towers: Include (2) locks

Wardrobe towers: Include (3) locks

15" wide Side Access Bookcase and Display towers: Include (1) lock

24" wide Side Access Bookcase and Display towers: Include (2) locks

### Critical Dimensions

Dimensions under, **w**, **d** and **h** are actual to the nearest 1/16"

50", 57" and 64" Tower Internal Dimensions

- Box and M drawer height: 4 5/16"
- Box and M drawer width: 12 1/16"
- Box and M drawer depth: 18 3/8"
- File drawer height: 9 1/4"
- File drawer width: 12 1/16"
- File drawer depth: 18 3/8"
- Wide drawer height: 9 3/16"
- Wide drawer width: 20 3/4"
- Wide drawer depth: 22 7/8"

**Note:** All towers are configured from the top down with standard combinations of box and file drawers.

**Note: Drawer behind door list pricing is as follows: 1= \$250**

*Note: Series 2 Steel front doors are standard without a handle. Handles may be ordered for cupboard doors as a special.*

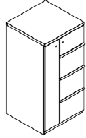
# Storage Towers Steel Front - Series 2 Pull

## 24" Wide Storage Towers

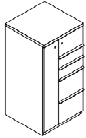
Series 2 Storage

Series 2 Steel Front Storage

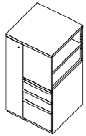
description	type	w	d	h	lock	pattern no.	P1	P2	P3
50" High tower with three file drawers and door and wardrobe (left hand shown)	left hand	23 <sup>7</sup> / <sub>8</sub> "	23 <sup>1</sup> / <sub>2</sub> "	48 <sup>5</sup> / <sub>16</sub> "	Y	<b>DT3WSLH5024FFFL</b>	\$2,092.	\$2,404.	\$2,508.
	right hand	23 <sup>7</sup> / <sub>8</sub> "	23 <sup>1</sup> / <sub>2</sub> "	48 <sup>5</sup> / <sub>16</sub> "	Y	<b>DT3WSRH5024FFFL</b>	2,092.	2,404.	2,508.



50" High tower with two box and two file drawers and door and wardrobe (left hand shown)	left hand	23 <sup>7</sup> / <sub>8</sub> "	23 <sup>1</sup> / <sub>2</sub> "	48 <sup>5</sup> / <sub>16</sub> "	Y	<b>DT3WSLH5024BBFFL</b>	2,282.	2,625.	2,739.
	right hand	23 <sup>7</sup> / <sub>8</sub> "	23 <sup>1</sup> / <sub>2</sub> "	48 <sup>5</sup> / <sub>16</sub> "	Y	<b>DT3WSRH5024BBFFL</b>	2,282.	2,625.	2,739.



50" High Side Access Bookcase with two box and one file drawer with wardrobe (left hand shown)	left hand	23 <sup>7</sup> / <sub>8</sub> "	23 <sup>1</sup> / <sub>2</sub> "	48 <sup>5</sup> / <sub>16</sub> "	Y	<b>DT3WSBLH5024BBFL</b>	2,173.	2,501.	2,611.
	right hand	23 <sup>7</sup> / <sub>8</sub> "	23 <sup>1</sup> / <sub>2</sub> "	48 <sup>5</sup> / <sub>16</sub> "	Y	<b>DT3WSBRH5024BBFL</b>	2,173.	2,501.	2,611.



### Order Code

Example:	<b>DT3SBLH5724BBFL-117</b>
<b>DT3</b>	Series 2 Steel Front
<b>SB</b>	Side Access Bookcase
<b>LH</b>	Left Hand Access
<b>57</b>	57" High
<b>24</b>	24" Wide
<b>B</b>	Box Drawer
<b>B</b>	Box Drawer
<b>F</b>	File Drawer
<b>L</b>	Locking
<b>117</b>	Soft Grey paint finish

### Specification Information

For non-locking towers, deduct \$60 from the list price for single door and double door units or \$75 list for units with wardrobe. Substitute the "L" suffix with an "N" within the pattern number to designate a non-locking unit, example (DT3SLH6424BBFN)

"M" drawers consisting of a box drawer body with a file drawer head are available by substituting any two "B" or any one "F" character within the pattern number, example (DT3SLH6424MFN). Multiple "M" drawers may be specified providing they equal the total modules available.

A 6" drawer, behind a cupboard door is available by adding the numeral 1 to the end of the pattern number, example (DT3SLH6424BBFL1)

**Note:** 6" drawer behind doors are not available within the wardrobe portion of towers. Drawers behind doors can be specified with fronts painted in one of 6 accent colors. If an accent color is not selected the fronts will be painted black. Accent colors include, (MEY) Memo Yellow, (MRG) Marine Grey, (SFG) Seafoam Green, (REG) Robbins Egg Blue, (SSP) Sunset Pink and (KRD) Knoll Red.

### Application Notes

Hanging rails and other accessories are not included and must be ordered separately. Hanging rails are included with 24" and 30" wide lateral drawers only. (See *Tower Accessories for pricing and order entry information*)

Half depth adjustable shelves and coat hooks may be ordered separately allowing the cupboard and wardrobe area of the 15", 24" and 30" wide towers to support binders as well as shorter coats. (See *Tower Accessories for pricing and order entry information*)

Single door towers: Include (2) locks

Double door towers: Include (2) locks

Wardrobe towers: Include (3) locks

15" wide Side Access Bookcase and Display towers: Include (1) lock

24" wide Side Access Bookcase and Display towers: Include (2) locks

### Critical Dimensions

Dimensions under, **w**, **d** and **h** are actual to the nearest <sup>1</sup>/<sub>16</sub>"

50", 57" and 64" Tower Internal Dimensions

- Box and M drawer height: 4<sup>5</sup>/<sub>16</sub>"
- Box and M drawer width: 12<sup>1</sup>/<sub>16</sub>"
- Box and M drawer depth: 18<sup>3</sup>/<sub>8</sub>"
- File drawer height: 9<sup>1</sup>/<sub>4</sub>"
- File drawer width: 12<sup>1</sup>/<sub>16</sub>"
- File drawer depth: 18<sup>3</sup>/<sub>8</sub>"
- Wide drawer height: 9<sup>3</sup>/<sub>16</sub>"
- Wide drawer width: 20<sup>3</sup>/<sub>4</sub>"
- Wide drawer depth: 22<sup>7</sup>/<sub>8</sub>"

**Note:** All towers are configured from the top down with standard combinations of box and file drawers.

**Note: Drawer behind door list pricing is as follows: 1= \$250**

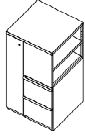
*Note: Series 2 Steel front doors are standard without a handle. Handles may be ordered for cupboard doors as a special.*

# Storage Towers Steel Front - Series 2 Pull

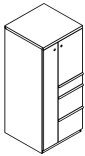
## 24" Wide Storage Towers

Series 2 Storage

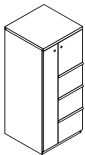
description	type	w	d	h	lock	pattern no.	P1	P2	P3
50" High Side Access Bookcase with two file drawers with wardrobe (left hand shown)	left hand	23 <sup>7</sup> / <sub>8</sub> "	23 <sup>1</sup> / <sub>2</sub> "	48 <sup>3</sup> / <sub>16</sub> "	Y	<b>DT3WSBLH5024FFL</b>	\$2,092.	\$2,404.	\$2,508.
	right hand	23 <sup>7</sup> / <sub>8</sub> "	23 <sup>1</sup> / <sub>2</sub> "	48 <sup>3</sup> / <sub>16</sub> "	Y	<b>DT3WSBRH5024FFL</b>	2,092.	2,404.	2,508.



57" High tower with two file drawers and door and wardrobe (left hand shown)	left hand	23 <sup>7</sup> / <sub>8</sub> "	23 <sup>1</sup> / <sub>2</sub> "	56 <sup>3</sup> / <sub>16</sub> "	Y	<b>DT3WSLH5724FFL</b>	1,843.	2,120.	2,211.
	right hand	23 <sup>7</sup> / <sub>8</sub> "	23 <sup>1</sup> / <sub>2</sub> "	56 <sup>3</sup> / <sub>16</sub> "	Y	<b>DT3WSRH5724FFL</b>	1,843.	2,120.	2,211.



57" High tower with three file drawers and door and wardrobe (left hand shown)	left hand	23 <sup>7</sup> / <sub>8</sub> "	23 <sup>1</sup> / <sub>2</sub> "	56 <sup>3</sup> / <sub>16</sub> "	Y	<b>DT3WSLH5724FFF</b>	2,141.	2,463.	2,568.
	right hand	23 <sup>7</sup> / <sub>8</sub> "	23 <sup>1</sup> / <sub>2</sub> "	56 <sup>3</sup> / <sub>16</sub> "	Y	<b>DT3WSRH5724FFF</b>	2,141.	2,463.	2,568.



### Order Code

Example:	<b>DT3SBLH5724BBFL-117</b>
<b>DT3</b>	Series 2 Steel Front
<b>SB</b>	Side Access Bookcase
<b>LH</b>	Left Hand Access
<b>57</b>	57" High
<b>24</b>	24" Wide
<b>B</b>	Box Drawer
<b>B</b>	Box Drawer
<b>F</b>	File Drawer
<b>L</b>	Locking
<b>117</b>	Soft Grey paint finish

### Specification Information

For non-locking towers, deduct \$60 from the list price for single door and double door units or \$75 list for units with wardrobe. Substitute the "L" suffix with an "N" within the pattern number to designate a non-locking unit, example (DT3SLH6424BBFN)

"M" drawers consisting of a box drawer body with a file drawer head are available by substituting any two "B" or any one "F" character within the pattern number, example (DT3SLH6424MFN). Multiple "M" drawers may be specified providing they equal the total modules available.

A 6" drawer, behind a cupboard door is available by adding the numeral 1 to the end of the pattern number, example (DT3SLH6424BBFL1)

**Note:** 6" drawer behind doors are not available within the wardrobe portion of towers. Drawers behind doors can be specified with fronts painted in one of 6 accent colors. If an accent color is not selected the fronts will be painted black. Accent colors include, (MEY) Memo Yellow, (MRG) Marine Grey, (SFG) Seafoam Green, (REG) Robbins Egg Blue, (SSP) Sunset Pink and (KRD) Knoll Red.

### Application Notes

Hanging rails and other accessories are not included and must be ordered separately. Hanging rails are included with 24" and 30" wide lateral drawers only. (See *Tower Accessories for pricing and order entry information*)

Half depth adjustable shelves and coat hooks may be ordered separately allowing the cupboard and wardrobe area of the 15", 24" and 30" wide towers to support binders as well as shorter coats. (See *Tower Accessories for pricing and order entry information*)

Single door towers: Include (2) locks

Double door towers: Include (2) locks

Wardrobe towers: Include (3) locks

15" wide Side Access Bookcase and Display towers: Include (1) lock

24" wide Side Access Bookcase and Display towers: Include (2) locks

### Critical Dimensions

Dimensions under, **w**, **d** and **h** are actual to the nearest <sup>1</sup>/<sub>16</sub>"

50", 57" and 64" Tower Internal Dimensions

- Box and M drawer height: 4<sup>5</sup>/<sub>16</sub>"
- Box and M drawer width: 12<sup>1</sup>/<sub>16</sub>"
- Box and M drawer depth: 18<sup>3</sup>/<sub>8</sub>"
- File drawer height: 9<sup>1</sup>/<sub>4</sub>"
- File drawer width: 12<sup>1</sup>/<sub>16</sub>"
- File drawer depth: 18<sup>3</sup>/<sub>8</sub>"
- Wide drawer height: 9<sup>3</sup>/<sub>16</sub>"
- Wide drawer width: 20<sup>3</sup>/<sub>4</sub>"
- Wide drawer depth: 22<sup>7</sup>/<sub>8</sub>"

**Note:** All towers are configured from the top down with standard combinations of box and file drawers.

**Note: Drawer behind door list pricing is as follows: 1= \$250**

*Note: Series 2 Steel front doors are standard without a handle. Handles may be ordered for cupboard doors as a special.*



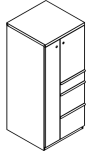
# Storage Towers Steel Front - Series 2 Pull

## 24" Wide Storage Towers

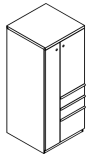
Series 2 Storage

Series 2 Steel Front Storage

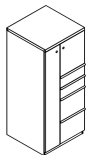
description	type	w	d	h	lock	pattern no.	P1	P2	P3
57" High tower with one box and two file drawers and door and wardrobe (left hand shown)	left hand	23 <sup>7</sup> / <sub>8</sub> "	23 <sup>1</sup> / <sub>2</sub> "	56 <sup>3</sup> / <sub>16</sub> "	Y	DT3WSLH5724BBFL	\$2,171.	\$2,499.	\$2,606.
	right hand	23 <sup>7</sup> / <sub>8</sub> "	23 <sup>1</sup> / <sub>2</sub> "	56 <sup>3</sup> / <sub>16</sub> "	Y	DT3WSRH5724BBFL	2,171.	2,499.	2,606.



57" High tower with two box and one file drawer and door and wardrobe (left hand shown)	left hand	23 <sup>7</sup> / <sub>8</sub> "	23 <sup>1</sup> / <sub>2</sub> "	56 <sup>3</sup> / <sub>16</sub> "	Y	DT3WSLH5724BBFL	2,059.	2,368.	2,471.
	right hand	23 <sup>7</sup> / <sub>8</sub> "	23 <sup>1</sup> / <sub>2</sub> "	56 <sup>3</sup> / <sub>16</sub> "	Y	DT3WSRH5724BBFL	2,059.	2,368.	2,471.



57" High tower with two box and two file drawers and door and wardrobe (left hand shown)	left hand	23 <sup>7</sup> / <sub>8</sub> "	23 <sup>1</sup> / <sub>2</sub> "	56 <sup>3</sup> / <sub>16</sub> "	Y	DT3WSLH5724BBFL	2,332.	2,681.	2,795.
	right hand	23 <sup>7</sup> / <sub>8</sub> "	23 <sup>1</sup> / <sub>2</sub> "	56 <sup>3</sup> / <sub>16</sub> "	Y	DT3WSRH5724BBFL	2,332.	2,681.	2,795.



### Order Code

Example:	DT3SBLH5724BBFL-117
DT3	Series 2 Steel Front
SB	Side Access Bookcase
LH	Left Hand Access
57	57" High
24	24" Wide
B	Box Drawer
B	Box Drawer
F	File Drawer
L	Locking
117	Soft Grey paint finish

### Specification Information

For non-locking towers, deduct \$60 from the list price for single door and double door units or \$75 list for units with wardrobe. Substitute the "L" suffix with an "N" within the pattern number to designate a non-locking unit, example (DT3SLH6424BBFN)

"M" drawers consisting of a box drawer body with a file drawer head are available by substituting any two "B" or any one "F" character within the pattern number, example (DT3SLH6424MFN). Multiple "M" drawers may be specified providing they equal the total modules available.

A 6" drawer, behind a cupboard door is available by adding the numeral 1 to the end of the pattern number, example (DT3SLH6424BBFL1)

**Note:** 6" drawer behind doors are not available within the wardrobe portion of towers. Drawers behind doors can be specified with fronts painted in one of 6 accent colors. If an accent color is not selected the fronts will be painted black. Accent colors include, (MEY) Memo Yellow, (MRG) Marine Grey, (SFG) Seafoam Green, (REG) Robbins Egg Blue, (SSP) Sunset Pink and (KRD) Knoll Red.

### Application Notes

Hanging rails and other accessories are not included and must be ordered separately. Hanging rails are included with 24" and 30" wide lateral drawers only. (See *Tower Accessories for pricing and order entry information*)

Half depth adjustable shelves and coat hooks may be ordered separately allowing the cupboard and wardrobe area of the 15", 24" and 30" wide towers to support binders as well as shorter coats. (See *Tower Accessories for pricing and order entry information*)

Single door towers: Include (2) locks

Double door towers: Include (2) locks

Wardrobe towers: Include (3) locks

15" wide Side Access Bookcase and Display towers: Include (1) lock

24" wide Side Access Bookcase and Display towers: Include (2) locks

### Critical Dimensions

Dimensions under, **w**, **d** and **h** are actual to the nearest <sup>1</sup>/<sub>16</sub>"

50", 57" and 64" Tower Internal Dimensions

- Box and M drawer height: 4<sup>5</sup>/<sub>16</sub>"
- Box and M drawer width: 12<sup>1</sup>/<sub>16</sub>"
- Box and M drawer depth: 18<sup>3</sup>/<sub>8</sub>"
- File drawer height: 9<sup>1</sup>/<sub>4</sub>"
- File drawer width: 12<sup>1</sup>/<sub>16</sub>"
- File drawer depth: 18<sup>3</sup>/<sub>8</sub>"
- Wide drawer height: 9<sup>3</sup>/<sub>16</sub>"
- Wide drawer width: 20<sup>3</sup>/<sub>4</sub>"
- Wide drawer depth: 22<sup>7</sup>/<sub>8</sub>"

**Note:** All towers are configured from the top down with standard combinations of box and file drawers.

**Note: Drawer behind door list pricing is as follows: 1= \$250**

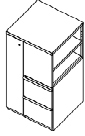
*Note: Series 2 Steel front doors are standard without a handle. Handles may be ordered for cupboard doors as a special.*

# Storage Towers Steel Front - Series 2 Pull

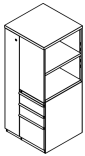
## 24" Wide Storage Towers

Series 2 Storage

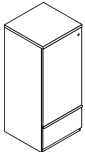
description	type	w	d	h	lock	pattern no.	P1	P2	P3
57" High Side Access Bookcase with two file drawers with wardrobe (left hand shown)	left hand	23 <sup>7</sup> / <sub>8</sub> "	23 <sup>1</sup> / <sub>2</sub> "	56 <sup>3</sup> / <sub>16</sub> "	Y	DT3WSBLH5724FFL	\$2,178.	\$2,506.	\$2,614.
	right hand	23 <sup>7</sup> / <sub>8</sub> "	23 <sup>1</sup> / <sub>2</sub> "	56 <sup>3</sup> / <sub>16</sub> "	Y	DT3WSBRH5724FFL	2,178.	2,506.	2,614.



57" High Side Access Bookcase with two box and one file drawer with wardrobe (left hand shown)	left hand	23 <sup>7</sup> / <sub>8</sub> "	23 <sup>1</sup> / <sub>2</sub> "	56 <sup>3</sup> / <sub>16</sub> "	Y	DT3WSBLH5724BBFL	2,260.	2,598.	2,712.
--	-----------	----------------------------------	----------------------------------	-----------------------------------	---	------------------	--------	--------	--------



57" High Single Door tower with wide drawer (left hand shown)	left hand	23 <sup>7</sup> / <sub>8</sub> "	23 <sup>1</sup> / <sub>2</sub> "	56 <sup>3</sup> / <sub>16</sub> "	Y	DT3SLH5724WL	1,534.	1,765.	1,841.
	right hand	23 <sup>7</sup> / <sub>8</sub> "	23 <sup>1</sup> / <sub>2</sub> "	56 <sup>3</sup> / <sub>16</sub> "	Y	DT3SRH5724WL	1,534.	1,765.	1,841.



### Order Code

Example:	DT3SBLH5724BBFL-117
DT3	Series 2 Steel Front
SB	Side Access Bookcase
LH	Left Hand Access
57	57" High
24	24" Wide
B	Box Drawer
B	Box Drawer
F	File Drawer
L	Locking
117	Soft Grey paint finish

### Specification Information

For non-locking towers, deduct \$60 from the list price for single door and double door units or \$75 list for units with wardrobe. Substitute the "L" suffix with an "N" within the pattern number to designate a non-locking unit, example (DT3SLH6424BBFN)

"M" drawers consisting of a box drawer body with a file drawer head are available by substituting any two "B" or any one "F" character within the pattern number, example (DT3SLH6424MFN). Multiple "M" drawers may be specified providing they equal the total modules available.

A 6" drawer, behind a cupboard door is available by adding the numeral 1 to the end of the pattern number, example (DT3SLH6424BBFL1)

**Note:** 6" drawer behind doors are not available within the wardrobe portion of towers. Drawers behind doors can be specified with fronts painted in one of 6 accent colors. If an accent color is not selected the fronts will be painted black. Accent colors include, (MEY) Memo Yellow, (MRG) Marine Grey, (SFG) Seafoam Green, (REG) Robbins Egg Blue, (SSP) Sunset Pink and (KRD) Knoll Red.

### Application Notes

Hanging rails and other accessories are not included and must be ordered separately. Hanging rails are included with 24" and 30" wide lateral drawers only. (See *Tower Accessories for pricing and order entry information*)

Half depth adjustable shelves and coat hooks may be ordered separately allowing the cupboard and wardrobe area of the 15", 24" and 30" wide towers to support binders as well as shorter coats. (See *Tower Accessories for pricing and order entry information*)

Single door towers: Include (2) locks

Double door towers: Include (2) locks

Wardrobe towers: Include (3) locks

15" wide Side Access Bookcase and Display towers: Include (1) lock

24" wide Side Access Bookcase and Display towers: Include (2) locks

### Critical Dimensions

Dimensions under, **w**, **d** and **h** are actual to the nearest <sup>1</sup>/<sub>16</sub>"

50", 57" and 64" Tower Internal Dimensions

- Box and M drawer height: 4<sup>5</sup>/<sub>16</sub>"
- Box and M drawer width: 12<sup>1</sup>/<sub>16</sub>"
- Box and M drawer depth: 18<sup>3</sup>/<sub>8</sub>"
- File drawer height: 9<sup>1</sup>/<sub>4</sub>"
- File drawer width: 12<sup>1</sup>/<sub>16</sub>"
- File drawer depth: 18<sup>3</sup>/<sub>8</sub>"
- Wide drawer height: 9<sup>3</sup>/<sub>16</sub>"
- Wide drawer width: 20<sup>3</sup>/<sub>4</sub>"
- Wide drawer depth: 22<sup>7</sup>/<sub>8</sub>"

**Note:** All towers are configured from the top down with standard combinations of box and file drawers.

**Note: Drawer behind door list pricing is as follows: 1= \$250**

*Note: Series 2 Steel front doors are standard without a handle. Handles may be ordered for cupboard doors as a special.*

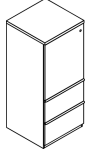
# Storage Towers Steel Front - Series 2 Pull

## 24" Wide Storage Towers

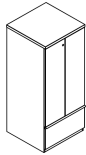
Series 2 Storage

Series 2 Steel Front Storage

description	type	w	d	h	lock	pattern no.	P1	P2	P3
57" High Single Door tower with two wide drawers (left hand shown)	left hand	23 7/8"	23 1/2"	56 3/16"	Y	<b>DT3SLH5724WWL</b>	\$1,796.	\$2,066.	\$2,155.
	right hand	23 7/8"	23 1/2"	56 3/16"	Y	<b>DT3SRH5724WWL</b>	1,796.	2,066.	2,155.

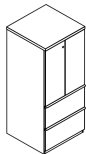


57" High Double Door tower with one wide drawer		23 7/8"	23 1/2"	56 3/16"	Y	<b>DT3D5724WL</b>	1,869.	2,149.	2,241.
---	--	---------	---------	----------	---	-------------------	--------	--------	--------



24" and 30" wide double door cabinets may be ordered with a grommet option located in the back of the case by adding a "G" between the 4th and 5th character of the pattern number, example (DT3DG5724WL). Add \$100 list for this option. **Note**, by adding a "G" option, the cabinet will also receive AV hinged doors.

57" High Double Door tower with two wide drawers		23 7/8"	23 1/2"	56 3/16"	Y	<b>DT3D5724WWL</b>	2,203.	2,534.	2,643.
--	--	---------	---------	----------	---	--------------------	--------	--------	--------



24" and 30" wide double door cabinets may be ordered with a grommet option located in the back of the case by adding a "G" between the 4th and 5th character of the pattern number, example (DT3DG5724WL). Add \$100 list for this option. **Note**, by adding a "G" option, the cabinet will also receive AV hinged doors.

### Order Code

Example:	<b>DT3SBLH5724BBFL-117</b>
<b>DT3</b>	Series 2 Steel Front
<b>SB</b>	Side Access Bookcase
<b>LH</b>	Left Hand Access
<b>57</b>	57" High
<b>24</b>	24" Wide
<b>B</b>	Box Drawer
<b>B</b>	Box Drawer
<b>F</b>	File Drawer
<b>L</b>	Locking
<b>117</b>	Soft Grey paint finish

### Specification Information

For non-locking towers, deduct \$60 from the list price for single door and double door units or \$75 list for units with wardrobe. Substitute the "L" suffix with an "N" within the pattern number to designate a non-locking unit, example (DT3SLH6424BBFN)

"M" drawers consisting of a box drawer body with a file drawer head are available by substituting any two "B" or any one "F" character within the pattern number, example (DT3SLH6424MFN). Multiple "M" drawers may be specified providing they equal the total modules available.

A 6" drawer, behind a cupboard door is available by adding the numeral 1 to the end of the pattern number, example (DT3SLH6424BBFL1)

**Note:** 6" drawer behind doors are not available within the wardrobe portion of towers. Drawers behind doors can be specified with fronts painted in one of 6 accent colors. If an accent color is not selected the fronts will be painted black. Accent colors include, (MEY) Memo Yellow, (MRG) Marine Grey, (SFG) Seafoam Green, (REG) Robbins Egg Blue, (SSP) Sunset Pink and (KRD) Knoll Red.

### Application Notes

Hanging rails and other accessories are not included and must be ordered separately. Hanging rails are included with 24" and 30" wide lateral drawers only. (See *Tower Accessories for pricing and order entry information*)

Half depth adjustable shelves and coat hooks may be ordered separately allowing the cupboard and wardrobe area of the 15", 24" and 30" wide towers to support binders as well as shorter coats. (See *Tower Accessories for pricing and order entry information*)

Single door towers: Include (2) locks

Double door towers: Include (2) locks

Wardrobe towers: Include (3) locks

15" wide Side Access Bookcase and Display towers: Include (1) lock

24" wide Side Access Bookcase and Display towers: Include (2) locks

### Critical Dimensions

Dimensions under, **w**, **d** and **h** are actual to the nearest 1/16"

50", 57" and 64" Tower Internal Dimensions

- Box and M drawer height: 4 5/16"
- Box and M drawer width: 12 1/16"
- Box and M drawer depth: 18 3/8"
- File drawer height: 9 1/4"
- File drawer width: 12 1/16"
- File drawer depth: 18 3/8"
- Wide drawer height: 9 3/16"
- Wide drawer width: 20 3/4"
- Wide drawer depth: 22 7/8"

**Note:** All towers are configured from the top down with standard combinations of box and file drawers.

**Note: Drawer behind door list pricing is as follows: 1= \$250**

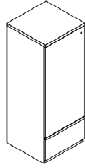
*Note: Series 2 Steel front doors are standard without a handle. Handles may be ordered for cupboard doors as a special.*

# Storage Towers Steel Front - Series 2 Pull

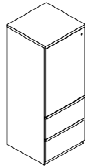
## 24" Wide Storage Towers

Series 2 Storage

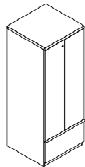
description	type	w	d	h	lock	pattern no.	P1	P2	P3
64" High Single Door tower with wide drawer (left hand shown)	left hand	23 7/8"	23 1/2"	63 5/16"	Y	<b>DT3SLH6424WL</b>	\$1,556.	\$1,789.	\$1,868.
	right hand	23 7/8"	23 1/2"	63 5/16"	Y	<b>DT3SRH6424WL</b>	1,556.	1,789.	1,868.



64" High Single Door tower with two wide drawers (left hand shown)	left hand	23 7/8"	23 1/2"	63 5/16"	Y	<b>DT3SLH6424WWL</b>	1,806.	2,076.	2,165.
	right hand	23 7/8"	23 1/2"	63 5/16"	Y	<b>DT3SRH6424WWL</b>	1,806.	2,076.	2,165.



64" High Double Door tower with one wide drawer		23 7/8"	23 1/2"	63 5/16"	Y	<b>DT3D6424WL</b>	1,904.	2,192.	2,288.
---	--	---------	---------	----------	---	-------------------	--------	--------	--------



24" and 30" wide double door cabinets may be ordered with a grommet option located in the back of the case by adding a "G" between the 4th and 5th character of the pattern number, example (DT3DG6424WL). Add \$100 list for this option. **Note**, by adding a "G" option, the cabinet will also receive AV hinged doors.

### Order Code

Example:	<b>DT3SBLH5724BBFL-117</b>
<b>DT3</b>	Series 2 Steel Front
<b>SB</b>	Side Access Bookcase
<b>LH</b>	Left Hand Access
<b>57</b>	57" High
<b>24</b>	24" Wide
<b>B</b>	Box Drawer
<b>B</b>	Box Drawer
<b>F</b>	File Drawer
<b>L</b>	Locking
<b>117</b>	Soft Grey paint finish

### Specification Information

For non-locking towers, deduct \$60 from the list price for single door and double door units or \$75 list for units with wardrobe. Substitute the "L" suffix with an "N" within the pattern number to designate a non-locking unit, example (DT3SLH6424BBFN)

"M" drawers consisting of a box drawer body with a file drawer head are available by substituting any two "B" or any one "F" character within the pattern number, example (DT3SLH6424MFN). Multiple "M" drawers may be specified providing they equal the total modules available.

A 6" drawer, behind a cupboard door is available by adding the numeral 1 to the end of the pattern number, example (DT3SLH6424BBFL1)

**Note:** 6" drawer behind doors are not available within the wardrobe portion of towers. Drawers behind doors can be specified with fronts painted in one of 6 accent colors. If an accent color is not selected the fronts will be painted black. Accent colors include, (**MEY**) Memo Yellow, (**MRG**) Marine Grey, (**SFG**) Seafoam Green, (**REG**) Robbins Egg Blue, (**SSP**) Sunset Pink and (**KRD**) Knoll Red.

### Application Notes

Hanging rails and other accessories are not included and must be ordered separately. Hanging rails are included with 24" and 30" wide lateral drawers only. (*See Tower Accessories for pricing and order entry information*)

Half depth adjustable shelves and coat hooks may be ordered separately allowing the cupboard and wardrobe area of the 15", 24" and 30" wide towers to support binders as well as shorter coats. (*See Tower Accessories for pricing and order entry information*)

Single door towers: Include (2) locks

Double door towers: Include (2) locks

Wardrobe towers: Include (3) locks

15" wide Side Access Bookcase and Display towers: Include (1) lock

24" wide Side Access Bookcase and Display towers: Include (2) locks

### Critical Dimensions

Dimensions under, **w**, **d** and **h** are actual to the nearest 1/16"

50", 57" and 64" Tower Internal Dimensions

- Box and M drawer height: 4 5/16"
- Box and M drawer width: 12 1/16"
- Box and M drawer depth: 18 3/8"
- File drawer height: 9 1/4"
- File drawer width: 12 1/16"
- File drawer depth: 18 3/8"
- Wide drawer height: 9 7/16"
- Wide drawer width: 20 3/4"
- Wide drawer depth: 22 7/8"

**Note:** All towers are configured from the top down with standard combinations of box and file drawers.

**Note: Drawer behind door list pricing is as follows: 1= \$250**

*Note: Series 2 Steel front doors are standard without a handle. Handles may be ordered for cupboard doors as a special.*

# Storage Towers Steel Front - Series 2 Pull

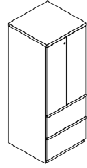
## 24" Wide Storage Towers

Series 2 Storage

Series 2 Steel Front Storage

description	type	w	d	h	lock	pattern no.	P1	P2	P3
-------------	------	---	---	---	------	-------------	----	----	----

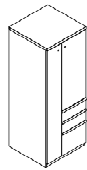
64" High Double Door tower with two wide drawers



24" and 30" wide double door cabinets may be ordered with a grogmet option located in the back of the case by adding a "G" between the 4th and 5th character of the pattern number, example (DT3DG6424WL). Add \$100 list for this option. **Note**, by adding a "G" option, the cabinet will also receive AV hinged doors.

description	type	w	d	h	lock	pattern no.	P1	P2	P3
-------------	------	---	---	---	------	-------------	----	----	----

64" High tower with two box and one file drawer and door and wardrobe (left hand shown)



	left hand	23 7/8"	23 1/2"	63 5/16"	Y	DT3WSLH6424BBFL	2,073.	2,384.	2,487.
	right hand	23 7/8"	23 1/2"	63 5/16"	Y	DT3WSRH6424BBFL	2,073.	2,384.	2,487.

### Order Code

Example:	DT3SBLH5724BBFL-117
DT3	Series 2 Steel Front
SB	Side Access Bookcase
LH	Left Hand Access
57	57" High
24	24" Wide
B	Box Drawer
B	Box Drawer
F	File Drawer
L	Locking
117	Soft Grey paint finish

### Specification Information

For non-locking towers, deduct \$60 from the list price for single door and double door units or \$75 list for units with wardrobe. Substitute the "L" suffix with an "N" within the pattern number to designate a non-locking unit, example (DT3SLH6424BBFN)

"M" drawers consisting of a box drawer body with a file drawer head are available by substituting any two "B" or any one "F" character within the pattern number, example (DT3SLH6424MFN). Multiple "M" drawers may be specified providing they equal the total modules available.

A 6" drawer, behind a cupboard door is available by adding the numeral 1 to the end of the pattern number, example (DT3SLH6424BBFL1)

**Note:** 6" drawer behind doors are not available within the wardrobe portion of towers. Drawers behind doors can be specified with fronts painted in one of 6 accent colors. If an accent color is not selected the fronts will be painted black. Accent colors include, (MEY) Memo Yellow, (MRG) Marine Grey, (SFG) Seafoam Green, (REG) Robbins Egg Blue, (SSP) Sunset Pink and (KRD) Knoll Red.

### Application Notes

Hanging rails and other accessories are not included and must be ordered separately. Hanging rails are included with 24" and 30" wide lateral drawers only. (See *Tower Accessories for pricing and order entry information*)

Half depth adjustable shelves and coat hooks may be ordered separately allowing the cupboard and wardrobe area of the 15", 24" and 30" wide towers to support binders as well as shorter coats. (See *Tower Accessories for pricing and order entry information*)

Single door towers: Include (2) locks

Double door towers: Include (2) locks

Wardrobe towers: Include (3) locks

15" wide Side Access Bookcase and Display towers: Include (1) lock

24" wide Side Access Bookcase and Display towers: Include (2) locks

### Critical Dimensions

Dimensions under, **w**, **d** and **h** are actual to the nearest 1/16"

50", 57" and 64" Tower Internal Dimensions

- Box and M drawer height: 4 5/16"
- Box and M drawer width: 12 1/16"
- Box and M drawer depth: 18 3/8"
- File drawer height: 9 1/4"
- File drawer width: 12 1/16"
- File drawer depth: 18 3/8"
- Wide drawer height: 9 3/16"
- Wide drawer width: 20 3/4"
- Wide drawer depth: 22 7/8"

**Note:** All towers are configured from the top down with standard combinations of box and file drawers.

**Note: Drawer behind door list pricing is as follows: 1= \$250**

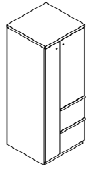
*Note: Series 2 Steel front doors are standard without a handle. Handles may be ordered for cupboard doors as a special.*

# Storage Towers Steel Front - Series 2 Pull

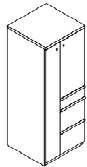
## 24" Wide Storage Towers

Series 2 Storage

description	type	w	d	h	lock	pattern no.	P1	P2	P3
64" High tower with two file drawers and door and wardrobe (left hand shown)	left hand	23 <sup>7</sup> / <sub>8</sub> "	23 <sup>1</sup> / <sub>2</sub> "	63 <sup>5</sup> / <sub>16</sub> "	Y	<b>DT3WSLH6424FFL</b>	\$1,849.	\$2,128.	\$2,221.
	right hand	23 <sup>7</sup> / <sub>8</sub> "	23 <sup>1</sup> / <sub>2</sub> "	63 <sup>5</sup> / <sub>16</sub> "	Y	<b>DT3WSRH6424FFL</b>	1,849.	2,128.	2,221.



64" High tower with one box and two file drawers and door and wardrobe (left hand shown)	left hand	23 <sup>7</sup> / <sub>8</sub> "	23 <sup>1</sup> / <sub>2</sub> "	63 <sup>5</sup> / <sub>16</sub> "	Y	<b>DT3WSLH6424BFFL</b>	2,203.	2,534.	2,645.
	right hand	23 <sup>7</sup> / <sub>8</sub> "	23 <sup>1</sup> / <sub>2</sub> "	63 <sup>5</sup> / <sub>16</sub> "	Y	<b>DT3WSRH6424BFFL</b>	2,203.	2,534.	2,645.



### Order Code

Example:	<b>DT3SBLH5724BBFL-117</b>
<b>DT3</b>	Series 2 Steel Front
<b>SB</b>	Side Access Bookcase
<b>LH</b>	Left Hand Access
<b>57</b>	57" High
<b>24</b>	24" Wide
<b>B</b>	Box Drawer
<b>B</b>	Box Drawer
<b>F</b>	File Drawer
<b>L</b>	Locking
<b>117</b>	Soft Grey paint finish

### Specification Information

For non-locking towers, deduct \$60 from the list price for single door and double door units or \$75 list for units with wardrobe. Substitute the "L" suffix with an "N" within the pattern number to designate a non-locking unit, example (DT3SLH6424BBFN)

"M" drawers consisting of a box drawer body with a file drawer head are available by substituting any two "B" or any one "F" character within the pattern number, example (DT3SLH6424MFN). Multiple "M" drawers may be specified providing they equal the total modules available.

A 6" drawer, behind a cupboard door is available by adding the numeral 1 to the end of the pattern number, example (DT3SLH6424BBFL1)

**Note:** 6" drawer behind doors are not available within the wardrobe portion of towers. Drawers behind doors can be specified with fronts painted in one of 6 accent colors. If an accent color is not selected the fronts will be painted black. Accent colors include, (MEY) Memo Yellow, (MRG) Marine Grey, (SFG) Seafoam Green, (REG) Robbins Egg Blue, (SSP) Sunset Pink and (KRD) Knoll Red.

### Application Notes

Hanging rails and other accessories are not included and must be ordered separately. Hanging rails are included with 24" and 30" wide lateral drawers only. (See *Tower Accessories for pricing and order entry information*)

Half depth adjustable shelves and coat hooks may be ordered separately allowing the cupboard and wardrobe area of the 15", 24" and 30" wide towers to support binders as well as shorter coats. (See *Tower Accessories for pricing and order entry information*)

Single door towers: Include (2) locks

Double door towers: Include (2) locks

Wardrobe towers: Include (3) locks

15" wide Side Access Bookcase and Display towers: Include (1) lock

24" wide Side Access Bookcase and Display towers: Include (2) locks

### Critical Dimensions

Dimensions under, **w**, **d** and **h** are actual to the nearest <sup>1</sup>/<sub>16</sub>"

50", 57" and 64" Tower Internal Dimensions

- Box and M drawer height: 4<sup>5</sup>/<sub>16</sub>"
- Box and M drawer width: 12<sup>1</sup>/<sub>16</sub>"
- Box and M drawer depth: 18<sup>3</sup>/<sub>8</sub>"
- File drawer height: 9<sup>1</sup>/<sub>4</sub>"
- File drawer width: 12<sup>1</sup>/<sub>16</sub>"
- File drawer depth: 18<sup>3</sup>/<sub>8</sub>"
- Wide drawer height: 9<sup>3</sup>/<sub>16</sub>"
- Wide drawer width: 20<sup>3</sup>/<sub>4</sub>"
- Wide drawer depth: 22<sup>7</sup>/<sub>8</sub>"

**Note:** All towers are configured from the top down with standard combinations of box and file drawers.

**Note: Drawer behind door list pricing is as follows: 1= \$250**

*Note: Series 2 Steel front doors are standard without a handle. Handles may be ordered for cupboard doors as a special.*

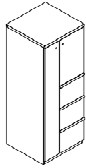
# Storage Towers Steel Front - Series 2 Pull

## 24" Wide Storage Towers

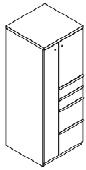
Series 2 Storage

Series 2 Steel Front Storage

description	type	w	d	h	lock	pattern no.	P1	P2	P3
64" High tower with three file drawers and door and wardrobe (left hand shown)	left hand	23 <sup>7</sup> / <sub>8</sub> "	23 <sup>1</sup> / <sub>2</sub> "	63 <sup>5</sup> / <sub>16</sub> "	Y	<b>DT3WSLH6424FFFL</b>	\$2,193.	\$2,520.	\$2,630.
	right hand	23 <sup>7</sup> / <sub>8</sub> "	23 <sup>1</sup> / <sub>2</sub> "	63 <sup>5</sup> / <sub>16</sub> "	Y	<b>DT3WSRH6424FFFL</b>	2,193.	2,520.	2,630.



64" High tower with two box and two file drawers and door and wardrobe (left hand shown)	left hand	23 <sup>7</sup> / <sub>8</sub> "	23 <sup>1</sup> / <sub>2</sub> "	63 <sup>5</sup> / <sub>16</sub> "	Y	<b>DT3WSLH6424BBFFL</b>	2,381.	2,738.	2,855.
	right hand	23 <sup>7</sup> / <sub>8</sub> "	23 <sup>1</sup> / <sub>2</sub> "	63 <sup>5</sup> / <sub>16</sub> "	Y	<b>DT3WSRH6424BBFFL</b>	2,381.	2,738.	2,855.



### Order Code

Example:	<b>DT3SBLH5724BBFL-117</b>
<b>DT3</b>	Series 2 Steel Front
<b>SB</b>	Side Access Bookcase
<b>LH</b>	Left Hand Access
<b>57</b>	57" High
<b>24</b>	24" Wide
<b>B</b>	Box Drawer
<b>B</b>	Box Drawer
<b>F</b>	File Drawer
<b>L</b>	Locking
<b>117</b>	Soft Grey paint finish

### Specification Information

For non-locking towers, deduct \$60 from the list price for single door and double door units or \$75 list for units with wardrobe. Substitute the "L" suffix with an "N" within the pattern number to designate a non-locking unit, example (DT3SLH6424BBFN)

"M" drawers consisting of a box drawer body with a file drawer head are available by substituting any two "B" or any one "F" character within the pattern number, example (DT3SLH6424MFN). Multiple "M" drawers may be specified providing they equal the total modules available.

A 6" drawer, behind a cupboard door is available by adding the numeral 1 to the end of the pattern number, example (DT3SLH6424BBFL1)

**Note:** 6" drawer behind doors are not available within the wardrobe portion of towers. Drawers behind doors can be specified with fronts painted in one of 6 accent colors. If an accent color is not selected the fronts will be painted black. Accent colors include, (MEY) Memo Yellow, (MRG) Marine Grey, (SFG) Seafoam Green, (REG) Robbins Egg Blue, (SSP) Sunset Pink and (KRD) Knoll Red.

### Application Notes

Hanging rails and other accessories are not included and must be ordered separately. Hanging rails are included with 24" and 30" wide lateral drawers only. (See *Tower Accessories for pricing and order entry information*)

Half depth adjustable shelves and coat hooks may be ordered separately allowing the cupboard and wardrobe area of the 15", 24" and 30" wide towers to support binders as well as shorter coats. (See *Tower Accessories for pricing and order entry information*)

Single door towers: Include (2) locks

Double door towers: Include (2) locks

Wardrobe towers: Include (3) locks

15" wide Side Access Bookcase and Display towers: Include (1) lock

24" wide Side Access Bookcase and Display towers: Include (2) locks

### Critical Dimensions

Dimensions under, **w**, **d** and **h** are actual to the nearest <sup>1</sup>/<sub>16</sub>"

50", 57" and 64" Tower Internal Dimensions

- Box and M drawer height: 4<sup>5</sup>/<sub>16</sub>"
- Box and M drawer width: 12<sup>1</sup>/<sub>16</sub>"
- Box and M drawer depth: 18<sup>3</sup>/<sub>8</sub>"
- File drawer height: 9<sup>1</sup>/<sub>4</sub>"
- File drawer width: 12<sup>1</sup>/<sub>16</sub>"
- File drawer depth: 18<sup>3</sup>/<sub>8</sub>"
- Wide drawer height: 9<sup>3</sup>/<sub>16</sub>"
- Wide drawer width: 20<sup>3</sup>/<sub>4</sub>"
- Wide drawer depth: 22<sup>7</sup>/<sub>8</sub>"

**Note:** All towers are configured from the top down with standard combinations of box and file drawers.

**Note: Drawer behind door list pricing is as follows: 1= \$250**

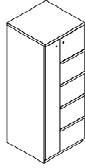
*Note: Series 2 Steel front doors are standard without a handle. Handles may be ordered for cupboard doors as a special.*

# Storage Towers Steel Front - Series 2 Pull

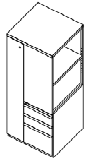
## 24" Wide Storage Towers

Series 2 Storage

description	type	w	d	h	lock	pattern no.	P1	P2	P3
64" High tower with four file drawers and door and wardrobe (left hand shown)	left hand	23 <sup>7</sup> / <sub>8</sub> "	23 <sup>1</sup> / <sub>2</sub> "	63 <sup>5</sup> / <sub>16</sub> "	Y	DT3WSLH6424FFFL	\$2,414.	\$2,775.	\$2,893.
	right hand	23 <sup>7</sup> / <sub>8</sub> "	23 <sup>1</sup> / <sub>2</sub> "	63 <sup>5</sup> / <sub>16</sub> "	Y	DT3WSRH6424FFFL	2,414.	2,775.	2,893.



64" High Side Access Bookcase with two box and one file drawer with wardrobe (left hand shown)	left hand	23 <sup>7</sup> / <sub>8</sub> "	23 <sup>1</sup> / <sub>2</sub> "	63 <sup>5</sup> / <sub>16</sub> "	Y	DT3WSBLH6424BBFL	2,308.	2,654.	2,770.
	right hand	23 <sup>7</sup> / <sub>8</sub> "	23 <sup>1</sup> / <sub>2</sub> "	63 <sup>5</sup> / <sub>16</sub> "	Y	DT3WSBRH6424BBFL	2,308.	2,654.	2,770.



### Order Code

Example:	DT3SBLH5724BBFL-117
<b>DT3</b>	Series 2 Steel Front
<b>SB</b>	Side Access Bookcase
<b>LH</b>	Left Hand Access
<b>57</b>	57" High
<b>24</b>	24" Wide
<b>B</b>	Box Drawer
<b>B</b>	Box Drawer
<b>F</b>	File Drawer
<b>L</b>	Locking
<b>117</b>	Soft Grey paint finish

### Specification Information

For non-locking towers, deduct \$60 from the list price for single door and double door units or \$75 list for units with wardrobe. Substitute the "L" suffix with an "N" within the pattern number to designate a non-locking unit, example (DT3SLH6424BBFN)

"M" drawers consisting of a box drawer body with a file drawer head are available by substituting any two "B" or any one "F" character within the pattern number, example (DT3SLH6424MFN). Multiple "M" drawers may be specified providing they equal the total modules available.

A 6" drawer, behind a cupboard door is available by adding the numeral 1 to the end of the pattern number, example (DT3SLH6424BBFL1)

**Note:** 6" drawer behind doors are not available within the wardrobe portion of towers. Drawers behind doors can be specified with fronts painted in one of 6 accent colors. If an accent color is not selected the fronts will be painted black. Accent colors include, (MEY) Memo Yellow, (MRG) Marine Grey, (SFG) Seafoam Green, (REG) Robbins Egg Blue, (SSP) Sunset Pink and (KRD) Knoll Red.

### Application Notes

Hanging rails and other accessories are not included and must be ordered separately. Hanging rails are included with 24" and 30" wide lateral drawers only. (See *Tower Accessories for pricing and order entry information*)

Half depth adjustable shelves and coat hooks may be ordered separately allowing the cupboard and wardrobe area of the 15", 24" and 30" wide towers to support binders as well as shorter coats. (See *Tower Accessories for pricing and order entry information*)

Single door towers: Include (2) locks

Double door towers: Include (2) locks

Wardrobe towers: Include (3) locks

15" wide Side Access Bookcase and Display towers: Include (1) lock

24" wide Side Access Bookcase and Display towers: Include (2) locks

### Critical Dimensions

Dimensions under, **w**, **d** and **h** are actual to the nearest <sup>1</sup>/<sub>16</sub>"

50", 57" and 64" Tower Internal Dimensions

- Box and M drawer height: 4<sup>5</sup>/<sub>16</sub>"
- Box and M drawer width: 12<sup>1</sup>/<sub>16</sub>"
- Box and M drawer depth: 18<sup>3</sup>/<sub>8</sub>"
- File drawer height: 9<sup>1</sup>/<sub>4</sub>"
- File drawer width: 12<sup>1</sup>/<sub>16</sub>"
- File drawer depth: 18<sup>3</sup>/<sub>8</sub>"
- Wide drawer height: 9<sup>7</sup>/<sub>16</sub>"
- Wide drawer width: 20<sup>3</sup>/<sub>4</sub>"
- Wide drawer depth: 22<sup>7</sup>/<sub>8</sub>"

**Note:** All towers are configured from the top down with standard combinations of box and file drawers.

**Note: Drawer behind door list pricing is as follows: 1= \$250**

*Note: Series 2 Steel front doors are standard without a handle. Handles may be ordered for cupboard doors as a special.*



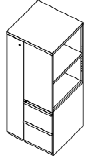
# Storage Towers Steel Front - Series 2 Pull

## 24" Wide Storage Towers

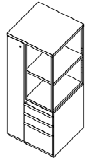
Series 2 Storage

Series 2 Steel Front Storage

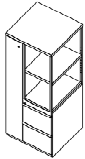
description	type	w	d	h	lock	pattern no.	P1	P2	P3
64" High Side Access Bookcase with two file drawers with wardrobe (left hand shown)	left hand	23 7/8"	23 1/2"	63 3/16"	Y	<b>DT3WSBLH6424FFL</b>	\$2,228.	\$2,564.	\$2,676.
	right hand	23 7/8"	23 1/2"	63 3/16"	Y	<b>DT3WSBRH6424FFL</b>	2,228.	2,564.	2,676.



64" High Display tower with two box and one file drawer and wardrobe (left hand shown)	left hand	23 7/8"	23 1/2"	63 3/16"	Y	<b>DT3WBDLH6424BBFL</b>	2,331.	2,681.	2,795.
	right hand	23 7/8"	23 1/2"	63 3/16"	Y	<b>DT3WBDRH6424BBFL</b>	2,331.	2,681.	2,795.



64" High Display tower with two file drawers and wardrobe (left hand shown)	left hand	23 7/8"	23 1/2"	63 3/16"	Y	<b>DT3WBDLH6424FFL</b>	2,248.	2,587.	2,699.
	right hand	23 7/8"	23 1/2"	63 3/16"	Y	<b>DT3WBDRH6424FFL</b>	2,248.	2,587.	2,699.



### Order Code

Example:	<b>DT3SBLH5724BBFL-117</b>
<b>DT3</b>	Series 2 Steel Front
<b>SB</b>	Side Access Bookcase
<b>LH</b>	Left Hand Access
<b>57</b>	57" High
<b>24</b>	24" Wide
<b>B</b>	Box Drawer
<b>B</b>	Box Drawer
<b>F</b>	File Drawer
<b>L</b>	Locking
<b>117</b>	Soft Grey paint finish

### Specification Information

For non-locking towers, deduct \$60 from the list price for single door and double door units or \$75 list for units with wardrobe. Substitute the "L" suffix with an "N" within the pattern number to designate a non-locking unit, example (DT3SLH6424BBFN)

"M" drawers consisting of a box drawer body with a file drawer head are available by substituting any two "B" or any one "F" character within the pattern number, example (DT3SLH6424MFN). Multiple "M" drawers may be specified providing they equal the total modules available.

A 6" drawer, behind a cupboard door is available by adding the numeral 1 to the end of the pattern number, example (DT3SLH6424BBFL1)

**Note:** 6" drawer behind doors are not available within the wardrobe portion of towers. Drawers behind doors can be specified with fronts painted in one of 6 accent colors. If an accent color is not selected the fronts will be painted black. Accent colors include, (MEY) Memo Yellow, (MRG) Marine Grey, (SFG) Seafoam Green, (REG) Robbins Egg Blue, (SSP) Sunset Pink and (KRD) Knoll Red.

### Application Notes

Hanging rails and other accessories are not included and must be ordered separately. Hanging rails are included with 24" and 30" wide lateral drawers only. (See *Tower Accessories for pricing and order entry information*)

Half depth adjustable shelves and coat hooks may be ordered separately allowing the cupboard and wardrobe area of the 15", 24" and 30" wide towers to support binders as well as shorter coats. (See *Tower Accessories for pricing and order entry information*)

Single door towers: Include (2) locks

Double door towers: Include (2) locks

Wardrobe towers: Include (3) locks

15" wide Side Access Bookcase and Display towers: Include (1) lock

24" wide Side Access Bookcase and Display towers: Include (2) locks

### Critical Dimensions

Dimensions under, **w**, **d** and **h** are actual to the nearest 1/16"

50", 57" and 64" Tower Internal Dimensions

- Box and M drawer height: 4 5/16"
- Box and M drawer width: 12 1/16"
- Box and M drawer depth: 18 3/8"
- File drawer height: 9 1/4"
- File drawer width: 12 1/16"
- File drawer depth: 18 3/8"
- Wide drawer height: 9 3/16"
- Wide drawer width: 20 3/4"
- Wide drawer depth: 22 7/8"

**Note:** All towers are configured from the top down with standard combinations of box and file drawers.

**Note: Drawer behind door list pricing is as follows: 1= \$250**

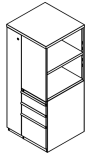
*Note: Series 2 Steel front doors are standard without a handle. Handles may be ordered for cupboard doors as a special.*

# Storage Towers Steel Front - Series 2 Pull

## 24" Wide Storage Towers

Series 2 Storage

description	type	w	d	h	lock	pattern no.	P1	P2	P3
57" High Side Access Bookcase with two box and one file drawer with wardrobe (left hand shown)	right hand	23 <sup>7</sup> / <sub>8</sub> "	23 <sup>1</sup> / <sub>2</sub> "	56 <sup>3</sup> / <sub>16</sub> "	Y	DT3WSBRH5724BBFL	\$2,260.	\$2,598.	\$2,712.



### Order Code

Example:	DT3SBLH5724BBFL-117
<b>DT3</b>	Series 2 Steel Front
<b>SB</b>	Side Access Bookcase
<b>LH</b>	Left Hand Access
<b>57</b>	57" High
<b>24</b>	24" Wide
<b>B</b>	Box Drawer
<b>B</b>	Box Drawer
<b>F</b>	File Drawer
<b>L</b>	Locking
<b>117</b>	Soft Grey paint finish

### Specification Information

For non-locking towers, deduct \$60 from the list price for single door and double door units or \$75 list for units with wardrobe. Substitute the "L" suffix with an "N" within the pattern number to designate a non-locking unit, example (DT3SLH6424BBFN)

"M" drawers consisting of a box drawer body with a file drawer head are available by substituting any two "B" or any one "F" character within the pattern number, example (DT3SLH6424MFN). Multiple "M" drawers may be specified providing they equal the total modules available.

A 6" drawer, behind a cupboard door is available by adding the numeral 1 to the end of the pattern number, example (DT3SLH6424BBFL1)

**Note:** 6" drawer behind doors are not available within the wardrobe portion of towers. Drawers behind doors can be specified with fronts painted in one of 6 accent colors. If an accent color is not selected the fronts will be painted black. Accent colors include, (MEY) Memo Yellow, (MRG) Marine Grey, (SFG) Seafoam Green, (REG) Robbins Egg Blue, (SSP) Sunset Pink and (KRD) Knoll Red.

### Application Notes

Hanging rails and other accessories are not included and must be ordered separately. Hanging rails are included with 24" and 30" wide lateral drawers only. (See *Tower Accessories for pricing and order entry information*)

Half depth adjustable shelves and coat hooks may be ordered separately allowing the cupboard and wardrobe area of the 15", 24" and 30" wide towers to support binders as well as shorter coats. (See *Tower Accessories for pricing and order entry information*)

Single door towers: Include (2) locks

Double door towers: Include (2) locks

Wardrobe towers: Include (3) locks

15" wide Side Access Bookcase and Display towers: Include (1) lock

24" wide Side Access Bookcase and Display towers: Include (2) locks

### Critical Dimensions

Dimensions under, **w**, **d** and **h** are actual to the nearest <sup>1</sup>/<sub>16</sub>"

50", 57" and 64" Tower Internal Dimensions

- Box and M drawer height: 4<sup>5</sup>/<sub>16</sub>"
- Box and M drawer width: 12<sup>1</sup>/<sub>16</sub>"
- Box and M drawer depth: 18<sup>3</sup>/<sub>8</sub>"
- File drawer height: 9<sup>1</sup>/<sub>4</sub>"
- File drawer width: 12<sup>1</sup>/<sub>16</sub>"
- File drawer depth: 18<sup>3</sup>/<sub>8</sub>"
- Wide drawer height: 9<sup>7</sup>/<sub>16</sub>"
- Wide drawer width: 20<sup>3</sup>/<sub>4</sub>"
- Wide drawer depth: 22<sup>7</sup>/<sub>8</sub>"

**Note:** All towers are configured from the top down with standard combinations of box and file drawers.

**Note: Drawer behind door list pricing is as follows: 1= \$250**

*Note: Series 2 Steel front doors are standard without a handle. Handles may be ordered for cupboard doors as a special.*

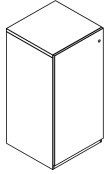
# Storage Towers Steel Front - Series 2 Pull

## 24" Wide Storage Towers - Full Height Door

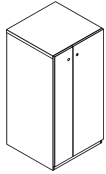
Series 2 Storage

Series 2 Steel Front Storage

description	type	w	d	h	lock	pattern no.	P1	P2	P3
50" High tower with one single (Full height door)(Left hand shown)	left hand	23 7/8"	23 1/2"	48 3/16"	Y	<b>DT3FSLH5024L</b>	\$1,400.	\$1,622.	\$1,697.
	right hand	23 7/8"	23 1/2"	48 3/16"	Y	<b>DT3FSRH5024L</b>	1,400.	1,622.	1,697.



50" High tower with wardrobe/cabinet (Full height doors)(Left hand shown)	left hand	23 7/8"	23 1/2"	48 3/16"	Y	<b>DT3FWSLH5024L</b>	1,745.	2,019.	2,110.
	right hand	23 7/8"	23 1/2"	48 3/16"	Y	<b>DT3FWSRH5024L</b>	1,745.	2,019.	2,110.



### Order Code

Example:	<b>DT3FSLH5024L-117</b>
<b>DT3F</b>	Series 2 Full Height Steel Door
<b>S</b>	Storage Door
<b>LH</b>	Left Hand Hinge
<b>50</b>	50" High
<b>24</b>	24" Wide
<b>L</b>	Locking
<b>117</b>	Soft Grey paint finish

### Specification Information

For non-locking towers, deduct \$60 from the list price for single door and double door units or \$75 list for units with wardrobe. Substitute the "L" suffix with a "N" within the pattern number to designate a non-locking unit, example (DT3SLH6424BBFN)

"M" drawers consisting of a box drawer body with a file drawer head are available by substituting any two "B" or any one "F" character within the pattern number, example (DT3SLH6424MFN). Multiple "M" drawers may be specified providing they equal the total modules available.

A 6" drawer, behind a cupboard door is available by adding the numeral 1 to the end of the pattern number, example (DT3SLH6424BBFL1)

**Note:** 6" drawer behind doors are not available within the wardrobe portion of towers. Drawers behind doors can be specified with fronts painted in one of 6 accent colors. If an accent color is not selected the fronts will be painted black. Accent colors include, **(MEY)** Memo Yellow, **(MRG)** Marine Grey, **(SFG)** Seafoam Green, **(REG)** Robbins Egg Blue, **(SSP)** Sunset Pink and **(KRD)** Knoll Red.

*Note: Series 2 Steel front doors are standard without a handle. Handles may be ordered for cupboard doors as a special.*

### Application Notes

Hanging rails and other accessories are not included and must be ordered separately. Hanging rails are included with 24" and 30" wide lateral drawers only. (See *Tower Accessories for pricing and order entry information*)

Half depth adjustable shelves and coat hooks may be ordered separately allowing the cupboard and wardrobe area of the 15", 24" and 30" wide towers to support binders as well as shorter coats. (See *Tower Accessories for pricing and order entry information*)

Single door towers: Include (2) locks

Double door towers: Include (2) locks

Wardrobe towers: Include (3) locks

15" wide Side Access Bookcase and Display towers: Include (1) lock

24" wide Side Access Bookcase and Display towers: Include (2) locks

**Full height door towers are designed to compliment the aesthetic of Dividends Horizon storage components.**

Add a "Y" to the end of the pattern number to specify a front color that is different than the case color. P3 pricing automatically applies for all colors when utilizing this option.

### Critical Dimensions

Dimensions under, **w**, **d** and **h** are actual to the nearest 1/16"

50", 57" and 64" Tower Internal Dimensions

- Box and M drawer height: 4 3/16"
- Box and M drawer width: 12 1/16"
- Box and M drawer depth: 18 3/8"
- File drawer height: 9 1/4"
- File drawer width: 12 1/16"
- File drawer depth: 18 3/8"
- Wide drawer height: 9 7/16"
- Wide drawer width: 20 3/4"
- Wide drawer depth: 22 7/8"

**Note:** All towers are configured from the top down with standard combinations of box and file drawers.

**Note: Drawer behind door list pricing is as follows; 1= \$250**

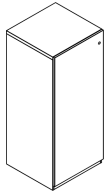
Full height door towers (50" h and 57" h) include one fixed shelf and one adjustable shelf. 64" h full height door tower includes one fixed shelf and two adjustable shelves.

# Storage Towers Steel Front - Series 2 Pull

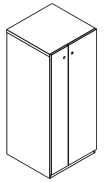
## 24" Wide Storage Towers - Full Height Door

Series 2 Storage

description	type	w	d	h	lock	pattern no.	P1	P2	P3
57" High tower with one single (Full height door)(Left hand shown)	left hand	23 7/8"	23 1/2"	56 3/16"	Y	<b>DT3FSLH5724L</b>	\$1,449.	\$1,678.	\$1,754.
	right hand	23 7/8"	23 1/2"	56 3/16"	Y	<b>DT3FSRH5724L</b>	1,449.	1,678.	1,754.



57" High tower with wardrobe/cabinet (Full height doors)(Left hand shown)	left hand	23 7/8"	23 1/2"	56 3/16"	Y	<b>DT3FWSLH5724L</b>	1,782.	2,062.	2,154.
	right hand	23 7/8"	23 1/2"	56 3/16"	Y	<b>DT3FWSRH5724L</b>	1,782.	2,062.	2,154.



### Order Code

Example:	<b>DT3FSLH5024L- 117</b>
<b>DT3F</b>	Series 2 Full Height Steel Door
<b>S</b>	Storage Door
<b>LH</b>	Left Hand Hinge
<b>50</b>	50" High
<b>24</b>	24" Wide
<b>L</b>	Locking
<b>117</b>	Soft Grey paint finish

### Specification Information

For non-locking towers, deduct \$60 from the list price for single door and double door units or \$75 list for units with wardrobe. Substitute the "L" suffix with a "N" within the pattern number to designate a non-locking unit, example (DT3SLH6424BBFN)

"M" drawers consisting of a box drawer body with a file drawer head are available by substituting any two "B" or any one "F" character within the pattern number, example (DT3SLH6424MFN). Multiple "M" drawers may be specified providing they equal the total modules available.

A 6" drawer, behind a cupboard door is available by adding the numeral 1 to the end of the pattern number, example (DT3SLH6424BBFL1)

**Note:** 6" drawer behind doors are not available within the wardrobe portion of towers. Drawers behind doors can be specified with fronts painted in one of 6 accent colors. If an accent color is not selected the fronts will be painted black. Accent colors include, **(MEY)** Memo Yellow, **(MRG)** Marine Grey, **(SFG)** Seafoam Green, **(REG)** Robbins Egg Blue, **(SSP)** Sunset Pink and **(KRD)** Knoll Red.

*Note: Series 2 Steel front doors are standard without a handle. Handles may be ordered for cupboard doors as a special.*

### Application Notes

Hanging rails and other accessories are not included and must be ordered separately. Hanging rails are included with 24" and 30" wide lateral drawers only. (See *Tower Accessories for pricing and order entry information*)

Half depth adjustable shelves and coat hooks may be ordered separately allowing the cupboard and wardrobe area of the 15", 24" and 30" wide towers to support binders as well as shorter coats. (See *Tower Accessories for pricing and order entry information*)

Single door towers: Include (2) locks

Double door towers: Include (2) locks

Wardrobe towers: Include (3) locks

15" wide Side Access Bookcase and Display towers: Include (1) lock

24" wide Side Access Bookcase and Display towers: Include (2) locks

**Full height door towers are designed to compliment the aesthetic of Dividends Horizon storage components.**

Add a "Y" to the end of the pattern number to specify a front color that is different than the case color. P3 pricing automatically applies for all colors when utilizing this option.

### Critical Dimensions

Dimensions under, **w**, **d** and **h** are actual to the nearest 1/16"

50", 57" and 64" Tower Internal Dimensions

- Box and M drawer height: 4 3/16"
- Box and M drawer width: 12 1/16"
- Box and M drawer depth: 18 3/8"
- File drawer height: 9 1/4"
- File drawer width: 12 1/16"
- File drawer depth: 18 3/8"
- Wide drawer height: 9 7/16"
- Wide drawer width: 20 3/4"
- Wide drawer depth: 22 7/8"

**Note:** All towers are configured from the top down with standard combinations of box and file drawers.

**Note: Drawer behind door list pricing is as follows; 1= \$250**

Full height door towers (50" h and 57" h) include one fixed shelf and one adjustable shelf. 64" h full height door tower includes one fixed shelf and two adjustable shelves.

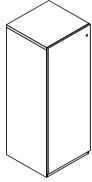
# Storage Towers Steel Front - Series 2 Pull

## 24" Wide Storage Towers - Full Height Door

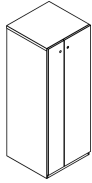
Series 2 Storage

Series 2 Steel Front Storage

description	type	w	d	h	lock	pattern no.	P1	P2	P3
64" High tower with one single (Full height door)(Left hand shown)	left hand	23 7/8"	23 1/2"	63 3/16"	Y	<b>DT3FSLH6424L</b>	\$1,470.	\$1,702.	\$1,781.
	right hand	23 7/8"	23 1/2"	63 3/16"	Y	<b>DT3FSRH6424L</b>	1,470.	1,702.	1,781.



64" High tower with wardrobe/cabinet (Full height doors)(Left hand shown)	left hand	23 7/8"	23 1/2"	63 3/16"	Y	<b>DT3FWSLH6424L</b>	1,819.	2,104.	2,200.
	right hand	23 7/8"	23 1/2"	63 3/16"	Y	<b>DT3FWSRH6424L</b>	1,819.	2,104.	2,200.



### Order Code

Example:	<b>DT3FSLH5024L-117</b>
<b>DT3F</b>	Series 2 Full Height Steel Door
<b>S</b>	Storage Door
<b>LH</b>	Left Hand Hinge
<b>50</b>	50" High
<b>24</b>	24" Wide
<b>L</b>	Locking
<b>117</b>	Soft Grey paint finish

### Specification Information

For non-locking towers, deduct \$60 from the list price for single door and double door units or \$75 list for units with wardrobe. Substitute the "L" suffix with a "N" within the pattern number to designate a non-locking unit, example (DT3SLH6424BBFN)

"M" drawers consisting of a box drawer body with a file drawer head are available by substituting any two "B" or any one "F" character within the pattern number, example (DT3SLH6424MFN). Multiple "M" drawers may be specified providing they equal the total modules available.

A 6" drawer, behind a cupboard door is available by adding the numeral 1 to the end of the pattern number, example (DT3SLH6424BBFL1)

**Note:** 6" drawer behind doors are not available within the wardrobe portion of towers. Drawers behind doors can be specified with fronts painted in one of 6 accent colors. If an accent color is not selected the fronts will be painted black. Accent colors include, **(MEY)** Memo Yellow, **(MRG)** Marine Grey, **(SFG)** Seafoam Green, **(REG)** Robbins Egg Blue, **(SSP)** Sunset Pink and **(KRD)** Knoll Red.

*Note: Series 2 Steel front doors are standard without a handle. Handles may be ordered for cupboard doors as a special.*

### Application Notes

Hanging rails and other accessories are not included and must be ordered separately. Hanging rails are included with 24" and 30" wide lateral drawers only. (See *Tower Accessories for pricing and order entry information*)

Half depth adjustable shelves and coat hooks may be ordered separately allowing the cupboard and wardrobe area of the 15", 24" and 30" wide towers to support binders as well as shorter coats. (See *Tower Accessories for pricing and order entry information*)

Single door towers: Include (2) locks

Double door towers: Include (2) locks

Wardrobe towers: Include (3) locks

15" wide Side Access Bookcase and Display towers: Include (1) lock

24" wide Side Access Bookcase and Display towers: Include (2) locks

**Full height door towers are designed to compliment the aesthetic of Dividends Horizon storage components.**

Add a "Y" to the end of the pattern number to specify a front color that is different than the case color. P3 pricing automatically applies for all colors when utilizing this option.

### Critical Dimensions

Dimensions under, **w**, **d** and **h** are actual to the nearest 1/16"

50", 57" and 64" Tower Internal Dimensions

- Box and M drawer height: 4 3/16"
- Box and M drawer width: 12 1/16"
- Box and M drawer depth: 18 3/8"
- File drawer height: 9 1/4"
- File drawer width: 12 1/16"
- File drawer depth: 18 3/8"
- Wide drawer height: 9 7/16"
- Wide drawer width: 20 3/4"
- Wide drawer depth: 22 7/8"

**Note:** All towers are configured from the top down with standard combinations of box and file drawers.

**Note: Drawer behind door list pricing is as follows; 1= \$250**

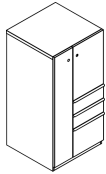
Full height door towers (50" h and 57" h) include one fixed shelf and one adjustable shelf. 64" h full height door tower includes one fixed shelf and two adjustable shelves.

# Storage Towers Steel Front - Series 2 Pull

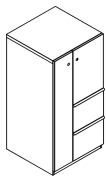
## 24" Wide Storage Towers - Full Height Door

Series 2 Storage

description	type	w	d	h	lock	pattern no.	P1	P2	P3
50" High tower with two box and one file drawer, door, wardrobe (Left hand shown)	left hand	23 7/8"	23 1/2"	48 5/16"	Y	<b>DT3FWSLH5024BBFL</b>	\$2,016.	\$2,314.	\$2,414.
	right hand	23 7/8"	23 1/2"	48 5/16"	Y	<b>DT3FWSRH5024BBFL</b>	2,016.	2,314.	2,414.



50" High tower with two file drawers, door, wardrobe (Left hand shown)	left hand	23 7/8"	23 1/2"	48 5/16"	Y	<b>DT3FWSLH5024FFL</b>	1,816.	2,084.	2,171.
	right hand	23 7/8"	23 1/2"	48 5/16"	Y	<b>DT3FWSRH5024FFL</b>	1,816.	2,084.	2,171.



### Order Code

Example:	<b>DT3FSLH5024L-117</b>
<b>DT3F</b>	Series 2 Full Height Steel Door
<b>S</b>	Storage Door
<b>LH</b>	Left Hand Hinge
<b>50</b>	50" High
<b>24</b>	24" Wide
<b>L</b>	Locking
<b>117</b>	Soft Grey paint finish

### Specification Information

For non-locking towers, deduct \$60 from the list price for single door and double door units or \$75 list for units with wardrobe. Substitute the "L" suffix with a "N" within the pattern number to designate a non-locking unit, example (DT3SLH6424BBFN)

"M" drawers consisting of a box drawer body with a file drawer head are available by substituting any two "B" or any one "F" character within the pattern number, example (DT3SLH6424MFN). Multiple "M" drawers may be specified providing they equal the total modules available.

A 6" drawer, behind a cupboard door is available by adding the numeral 1 to the end of the pattern number, example (DT3SLH6424BBFL1)

**Note:** 6" drawer behind doors are not available within the wardrobe portion of towers. Drawers behind doors can be specified with fronts painted in one of 6 accent colors. If an accent color is not selected the fronts will be painted black. Accent colors include, **(MEY)** Memo Yellow, **(MRG)** Marine Grey, **(SFG)** Seafoam Green, **(REG)** Robbins Egg Blue, **(SSP)** Sunset Pink and **(KRD)** Knoll Red.

*Note: Series 2 Steel front doors are standard without a handle. Handles may be ordered for cupboard doors as a special.*

### Application Notes

Hanging rails and other accessories are not included and must be ordered separately. Hanging rails are included with 24" and 30" wide lateral drawers only. (See *Tower Accessories for pricing and order entry information*)

Half depth adjustable shelves and coat hooks may be ordered separately allowing the cupboard and wardrobe area of the 15", 24" and 30" wide towers to support binders as well as shorter coats. (See *Tower Accessories for pricing and order entry information*)

Single door towers: Include (2) locks

Double door towers: Include (2) locks

Wardrobe towers: Include (3) locks

15" wide Side Access Bookcase and Display towers: Include (1) lock

24" wide Side Access Bookcase and Display towers: Include (2) locks

**Full height door towers are designed to compliment the aesthetic of Dividends Horizon storage components.**

Add a "Y" to the end of the pattern number to specify a front color that is different than the case color. P3 pricing automatically applies for all colors when utilizing this option.

### Critical Dimensions

Dimensions under, **w**, **d** and **h** are actual to the nearest 1/16"

50", 57" and 64" Tower Internal Dimensions

- Box and M drawer height: 4 5/16"
- Box and M drawer width: 12 1/16"
- Box and M drawer depth: 18 3/8"
- File drawer height: 9 1/4"
- File drawer width: 12 1/16"
- File drawer depth: 18 3/8"
- Wide drawer height: 9 7/16"
- Wide drawer width: 20 3/4"
- Wide drawer depth: 22 7/8"

**Note:** All towers are configured from the top down with standard combinations of box and file drawers.

**Note: Drawer behind door list pricing is as follows; 1= \$250**

Full height door towers (50" h and 57" h) include one fixed shelf and one adjustable shelf. 64" h full height door tower includes one fixed shelf and two adjustable shelves.

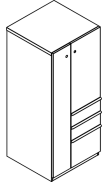
# Storage Towers Steel Front - Series 2 Pull

## 24" Wide Storage Towers - Full Height Door

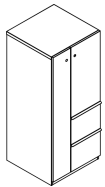
Series 2 Storage

Series 2 Steel Front Storage

description	type	w	d	h	lock	pattern no.	P1	P2	P3
57" High tower with two box and one file drawer, door, wardrobe (Left hand shown)	left hand	23 7/8"	23 1/2"	56 3/16"	Y	DT3FWSLH5724BBFL	\$2,089.	\$2,398.	\$2,501.
	right hand	23 7/8"	23 1/2"	56 3/16"	Y	DT3FWSRH5724BBFL	2,089.	2,398.	2,501.



57" High tower with two file drawers, door, wardrobe (Left hand shown)	left hand	23 7/8"	23 1/2"	56 3/16"	Y	DT3FWSLH5724FFL	1,873.	2,149.	2,240.
	right hand	23 7/8"	23 1/2"	56 3/16"	Y	DT3FWSRH5724FFL	1,873.	2,149.	2,240.



### Order Code

Example:	<b>DT3FSLH5024L-117</b>
<b>DT3F</b>	Series 2 Full Height Steel Door
<b>S</b>	Storage Door
<b>LH</b>	Left Hand Hinge
<b>50</b>	50" High
<b>24</b>	24" Wide
<b>L</b>	Locking
<b>117</b>	Soft Grey paint finish

### Specification Information

For non-locking towers, deduct \$60 from the list price for single door and double door units or \$75 list for units with wardrobe. Substitute the "L" suffix with a "N" within the pattern number to designate a non-locking unit, example (DT3SLH6424BBFN)

"M" drawers consisting of a box drawer body with a file drawer head are available by substituting any two "B" or any one "F" character within the pattern number, example (DT3SLH6424MFN). Multiple "M" drawers may be specified providing they equal the total modules available.

A 6" drawer, behind a cupboard door is available by adding the numeral 1 to the end of the pattern number, example (DT3SLH6424BBFL1)

**Note:** 6" drawer behind doors are not available within the wardrobe portion of towers. Drawers behind doors can be specified with fronts painted in one of 6 accent colors. If an accent color is not selected the fronts will be painted black. Accent colors include, **(MEY)** Memo Yellow, **(MRG)** Marine Grey, **(SFG)** Seafoam Green, **(REG)** Robbins Egg Blue, **(SSP)** Sunset Pink and **(KRD)** Knoll Red.

*Note: Series 2 Steel front doors are standard without a handle. Handles may be ordered for cupboard doors as a special.*

### Application Notes

Hanging rails and other accessories are not included and must be ordered separately. Hanging rails are included with 24" and 30" wide lateral drawers only. (See *Tower Accessories for pricing and order entry information*)

Half depth adjustable shelves and coat hooks may be ordered separately allowing the cupboard and wardrobe area of the 15", 24" and 30" wide towers to support binders as well as shorter coats. (See *Tower Accessories for pricing and order entry information*)

Single door towers: Include (2) locks

Double door towers: Include (2) locks

Wardrobe towers: Include (3) locks

15" wide Side Access Bookcase and Display towers: Include (1) lock

24" wide Side Access Bookcase and Display towers: Include (2) locks

**Full height door towers are designed to compliment the aesthetic of Dividends Horizon storage components.**

Add a "Y" to the end of the pattern number to specify a front color that is different than the case color. P3 pricing automatically applies for all colors when utilizing this option.

### Critical Dimensions

Dimensions under, **w**, **d** and **h** are actual to the nearest 1/16"

50", 57" and 64" Tower Internal Dimensions

- Box and M drawer height: 4 5/16"
- Box and M drawer width: 12 1/16"
- Box and M drawer depth: 18 3/8"
- File drawer height: 9 1/4"
- File drawer width: 12 1/16"
- File drawer depth: 18 3/8"
- Wide drawer height: 9 7/16"
- Wide drawer width: 20 3/4"
- Wide drawer depth: 22 7/8"

**Note:** All towers are configured from the top down with standard combinations of box and file drawers.

**Note: Drawer behind door list pricing is as follows: 1= \$250**

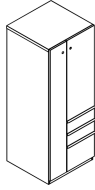
Full height door towers (50" h and 57" h) include one fixed shelf and one adjustable shelf. 64" h full height door tower includes one fixed shelf and two adjustable shelves.

# Storage Towers Steel Front - Series 2 Pull

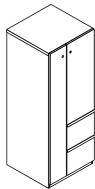
## 24" Wide Storage Towers - Full Height Door

Series 2 Storage

description	type	w	d	h	lock	pattern no.	P1	P2	P3
64" High tower with two box and one file drawer, door, wardrobe (Left hand shown)	left hand	23 7/8"	23 1/2"	63 5/16"	Y	<b>DT3FWSLH6424BBFL</b>	\$2,102.	\$2,414.	\$2,517.
	right hand	23 7/8"	23 1/2"	63 5/16"	Y	<b>DT3FWSRH6424BBFL</b>	2,102.	2,414.	2,517.



64" High tower with two file drawers, door, wardrobe (Left hand shown)	left hand	23 7/8"	23 1/2"	63 5/16"	Y	<b>DT3FWSLH6424FFL</b>	1,879.	2,157.	2,250.
	right hand	23 7/8"	23 1/2"	63 5/16"	Y	<b>DT3FWSRH6424FFL</b>	1,879.	2,157.	2,250.



### Order Code

Example:	<b>DT3FSLH5024L-117</b>
<b>DT3F</b>	Series 2 Full Height Steel Door
<b>S</b>	Storage Door
<b>LH</b>	Left Hand Hinge
<b>50</b>	50" High
<b>24</b>	24" Wide
<b>L</b>	Locking
<b>117</b>	Soft Grey paint finish

### Specification Information

For non-locking towers, deduct \$60 from the list price for single door and double door units or \$75 list for units with wardrobe. Substitute the "L" suffix with a "N" within the pattern number to designate a non-locking unit, example (DT3SLH6424BBFN)

"M" drawers consisting of a box drawer body with a file drawer head are available by substituting any two "B" or any one "F" character within the pattern number, example (DT3SLH6424MFN). Multiple "M" drawers may be specified providing they equal the total modules available.

A 6" drawer, behind a cupboard door is available by adding the numeral 1 to the end of the pattern number, example (DT3SLH6424BBFL1)

**Note:** 6" drawer behind doors are not available within the wardrobe portion of towers. Drawers behind doors can be specified with fronts painted in one of 6 accent colors. If an accent color is not selected the fronts will be painted black. Accent colors include, **(MEY)** Memo Yellow, **(MRG)** Marine Grey, **(SFG)** Seafoam Green, **(REG)** Robbins Egg Blue, **(SSP)** Sunset Pink and **(KRD)** Knoll Red.

*Note: Series 2 Steel front doors are standard without a handle. Handles may be ordered for cupboard doors as a special.*

### Application Notes

Hanging rails and other accessories are not included and must be ordered separately. Hanging rails are included with 24" and 30" wide lateral drawers only. (See *Tower Accessories for pricing and order entry information*)

Half depth adjustable shelves and coat hooks may be ordered separately allowing the cupboard and wardrobe area of the 15", 24" and 30" wide towers to support binders as well as shorter coats. (See *Tower Accessories for pricing and order entry information*)

Single door towers: Include (2) locks

Double door towers: Include (2) locks

Wardrobe towers: Include (3) locks

15" wide Side Access Bookcase and Display towers: Include (1) lock

24" wide Side Access Bookcase and Display towers: Include (2) locks

**Full height door towers are designed to compliment the aesthetic of Dividends Horizon storage components.**

Add a "Y" to the end of the pattern number to specify a front color that is different than the case color. P3 pricing automatically applies for all colors when utilizing this option.

### Critical Dimensions

Dimensions under, **w**, **d** and **h** are actual to the nearest 1/16"

50", 57" and 64" Tower Internal Dimensions

- Box and M drawer height: 4 5/16"
- Box and M drawer width: 12 1/16"
- Box and M drawer depth: 18 3/8"
- File drawer height: 9 1/4"
- File drawer width: 12 1/16"
- File drawer depth: 18 3/8"
- Wide drawer height: 9 7/16"
- Wide drawer width: 20 3/4"
- Wide drawer depth: 22 7/8"

**Note:** All towers are configured from the top down with standard combinations of box and file drawers.

**Note: Drawer behind door list pricing is as follows; 1= \$250**

Full height door towers (50" h and 57" h) include one fixed shelf and one adjustable shelf. 64" h full height door tower includes one fixed shelf and two adjustable shelves.



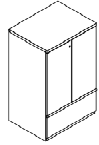
# Storage Towers Steel Front - Series 2 Pull

## 30" Wide Storage Towers

Series 2 Storage

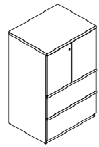
Series 2 Steel Front Storage

description	type	w	d	h	lock	pattern no.	P1	P2	P3
50" High Double Door tower with one wide drawer		29 <sup>7</sup> / <sub>8</sub> "	23 <sup>1</sup> / <sub>2</sub> "	48 <sup>5</sup> / <sub>16</sub> "	Y	DT3D5030WL	\$2,102.	\$2,418.	\$2,524.



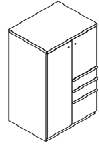
24" and 30" wide double door cabinets may be ordered with a grommet option located in the back of the case by adding a "G" between the 4th and 5th character of the pattern number, example (DT3DG5030WL). Add \$100 list for this option. **Note**, by adding a "G" option, the cabinet will also receive AV hinged doors.

50" High Double Door tower with two wide drawers		29 <sup>7</sup> / <sub>8</sub> "	23 <sup>1</sup> / <sub>2</sub> "	48 <sup>5</sup> / <sub>16</sub> "	Y	DT3D5030WWL	2,517.	2,892.	3,021.
--	--	----------------------------------	----------------------------------	-----------------------------------	---	-------------	--------	--------	--------



24" and 30" wide double door cabinets may be ordered with a grommet option located in the back of the case by adding a "G" between the 4th and 5th character of the pattern number, example (DT3DG5030WWL). Add \$100 list for this option. **Note**, by adding a "G" option, the cabinet will also receive AV hinged doors.

50" High tower with two box and one file drawer and door and wardrobe (left hand shown)	left hand	29 <sup>7</sup> / <sub>8</sub> "	23 <sup>1</sup> / <sub>2</sub> "	48 <sup>5</sup> / <sub>16</sub> "	Y	DT3WSLH5030BBFL	2,092.	2,404.	2,508.
	right hand	29 <sup>7</sup> / <sub>8</sub> "	23 <sup>1</sup> / <sub>2</sub> "	48 <sup>5</sup> / <sub>16</sub> "	Y	DT3WSRH5030BBFL	2,092.	2,404.	2,508.



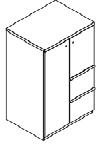
Order Code	Specification Information	Application Notes	Critical Dimensions
Example: <b>DT3WSLH5730BBFL-117</b>	For non-locking towers, deduct \$60 from the list price for single door and double door units or \$75 for units with wardrobe. Substitute the "L" suffix with a "N" within the pattern number to designate a non-locking unit, example (DT3WSLH5030BBFN)	<b>Note:</b> 6" drawers behind doors are not available within the wardrobe portion of towers. Drawers behind doors can be specified with fronts painted in one of 6 accent colors. If an accent color is not selected the fronts will be painted black. Accent colors include, ( <b>MEY</b> ) Memo Yellow, ( <b>MRG</b> ) Marine Grey, ( <b>SFG</b> ) Seafoam Green, ( <b>REG</b> ) Robbins Egg Blue, ( <b>SSP</b> ) Sunset Pink and ( <b>KRD</b> ) Knoll Red.	Dimensions under, <b>w</b> , <b>d</b> and <b>h</b> are actual to the nearest 1/16"
<b>DT3</b> Series 2 Steel Front			50", 57" and 64" Tower Internal Dimensions
<b>WS</b> Wardrobe and Single Door			<ul style="list-style-type: none"> <li>Box and M drawer height: 4<sup>7</sup>/<sub>16</sub>"</li> <li>Box and M drawer width: 12<sup>1</sup>/<sub>16</sub>"</li> <li>Box and M drawer depth: 18<sup>3</sup>/<sub>8</sub>"</li> <li>File drawer height: 9<sup>1</sup>/<sub>4</sub>"</li> <li>File drawer width: 12<sup>1</sup>/<sub>16</sub>"</li> <li>File drawer depth: 18<sup>3</sup>/<sub>8</sub>"</li> <li>Wide drawer height: 9<sup>7</sup>/<sub>16</sub>"</li> <li>Wide drawer width: 20<sup>3</sup>/<sub>4</sub>"</li> <li>Wide drawer depth: 22<sup>7</sup>/<sub>8</sub>"</li> </ul>
<b>LH</b> Left Hand Access			
<b>57</b> 57" High			
<b>30</b> 30" Wide			
<b>B</b> Box Drawer	"M" drawers consisting of a box drawer body with a file drawer head are available by substituting any two "B" or any one "F" character within the pattern number, example (DT3WSLH5030MFN). Multiple "M" drawers may be specified providing they equal the total modules available. A 6" drawer, behind a cupboard door is available by adding the numeral 1 to the end of the pattern number, example (DT3WSLH6430BBFL1)	<b>Note: Drawers behind doors list prices are as follows: 1= \$250</b>	
<b>B</b> Box Drawer			
<b>F</b> File Drawer			
<b>L</b> Locking			
<b>117</b> Soft Grey paint finish	Single door towers: Include (2) locks. Double door towers: Include (2) locks. Wardrobe towers: Include (3) locks. 15" wide Side Access Bookcase and Display towers: Include (1) lock. 24" wide Side Access Bookcase and Display towers: Include (2) locks	<b>Application Notes</b> Hanging rails and other accessories are not included and must be ordered separately. Hanging rails are included with 24" and 30" wide lateral drawers only. (See <i>Tower Accessories for pricing and order entry information</i> )  Half depth adjustable shelves and coat hooks may be ordered separately allowing the cupboard and wardrobe area of the 15", 24" and 30" wide towers to support binders as well as shorter coats. (See <i>Tower Accessories for pricing and order entry information</i> )	<b>Note:</b> All towers are configured from the top down with standard combinations of box and file drawers.

# Storage Towers Steel Front - Series 2 Pull

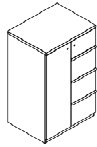
## 30" Wide Storage Towers

Series 2 Storage

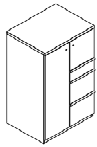
description	type	w	d	h	lock	pattern no.	P1	P2	P3
50" High tower with two file drawers and door and wardrobe (left hand shown)	left hand	29 <sup>7</sup> / <sub>8</sub> "	23 <sup>1</sup> / <sub>2</sub> "	48 <sup>5</sup> / <sub>16</sub> "	Y	<b>DT3WSLH5030FFFL</b>	\$1,933.	\$2,224.	\$2,322.
	right hand	29 <sup>7</sup> / <sub>8</sub> "	23 <sup>1</sup> / <sub>2</sub> "	48 <sup>5</sup> / <sub>16</sub> "	Y	<b>DT3WSRH5030FFFL</b>	1,933.	2,224.	2,322.



50" High tower with three file drawers and door and wardrobe (left hand shown)	left hand	29 <sup>7</sup> / <sub>8</sub> "	23 <sup>1</sup> / <sub>2</sub> "	48 <sup>5</sup> / <sub>16</sub> "	Y	<b>DT3WSLH5030FFFL</b>	2,129.	2,448.	2,555.
	right hand	29 <sup>7</sup> / <sub>8</sub> "	23 <sup>1</sup> / <sub>2</sub> "	48 <sup>5</sup> / <sub>16</sub> "	Y	<b>DT3WSRH5030FFFL</b>	2,129.	2,448.	2,555.



50" High tower with one box and two file drawers and door and wardrobe (left hand shown)	left hand	29 <sup>7</sup> / <sub>8</sub> "	23 <sup>1</sup> / <sub>2</sub> "	48 <sup>5</sup> / <sub>16</sub> "	Y	<b>DT3WSLH5030BFFL</b>	2,112.	2,428.	2,533.
	right hand	29 <sup>7</sup> / <sub>8</sub> "	23 <sup>1</sup> / <sub>2</sub> "	48 <sup>5</sup> / <sub>16</sub> "	Y	<b>DT3WSRH5030BFFL</b>	2,112.	2,428.	2,533.



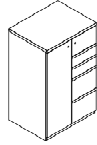
Order Code	Specification Information	Application Notes	Critical Dimensions																				
<p>Example: <b>DT3WSLH5730BBFL-117</b></p> <table border="1"> <tr> <td><b>DT3</b></td> <td>Series 2 Steel Front</td> </tr> <tr> <td><b>WS</b></td> <td>Wardrobe and Single Door</td> </tr> <tr> <td><b>LH</b></td> <td>Left Hand Access</td> </tr> <tr> <td><b>57</b></td> <td>57" High</td> </tr> <tr> <td><b>30</b></td> <td>30" Wide</td> </tr> <tr> <td><b>B</b></td> <td>Box Drawer</td> </tr> <tr> <td><b>B</b></td> <td>Box Drawer</td> </tr> <tr> <td><b>F</b></td> <td>File Drawer</td> </tr> <tr> <td><b>L</b></td> <td>Locking</td> </tr> <tr> <td><b>117</b></td> <td>Soft Grey paint finish</td> </tr> </table>	<b>DT3</b>	Series 2 Steel Front	<b>WS</b>	Wardrobe and Single Door	<b>LH</b>	Left Hand Access	<b>57</b>	57" High	<b>30</b>	30" Wide	<b>B</b>	Box Drawer	<b>B</b>	Box Drawer	<b>F</b>	File Drawer	<b>L</b>	Locking	<b>117</b>	Soft Grey paint finish	<p>For non-locking towers, deduct \$60 from the list price for single door and double door units or \$75 for units with wardrobe. Substitute the "L" suffix with a "N" within the pattern number to designate a non-locking unit, example (DT3WSLH5030BBFN)</p> <p>"M" drawers consisting of a box drawer body with a file drawer head are available by substituting any two "B" or any one "F" character within the pattern number, example (DT3WSLH5030MFN). Multiple "M" drawers may be specified providing they equal the total modules available. A 6" drawer, behind a cupboard door is available by adding the numeral 1 to the end of the pattern number, example (DT3WSLH6430BBFL1)</p> <p>Single door towers: Include (2) locks. Double door towers: Include (2) locks. Wardrobe towers: Include (3) locks. 15" wide Side Access Bookcase and Display towers: Include (1) lock. 24" wide Side Access Bookcase and Display towers: Include (2) locks</p>	<p><b>Note:</b> 6" drawers behind doors are not available within the wardrobe portion of towers. Drawers behind doors can be specified with fronts painted in one of 6 accent colors. If an accent color is not selected the fronts will be painted black. Accent colors include, (<b>MEY</b>) Memo Yellow, (<b>MRG</b>) Marine Grey, (<b>SFG</b>) Seafoam Green, (<b>REG</b>) Robbins Egg Blue, (<b>SSP</b>) Sunset Pink and (<b>KRD</b>) Knoll Red.</p> <p><b>Note: Drawers behind doors list prices are as follows: 1= \$250</b></p> <p><b>Application Notes</b></p> <p>Hanging rails and other accessories are not included and must be ordered separately. Hanging rails are included with 24" and 30" wide lateral drawers only. (See <i>Tower Accessories for pricing and order entry information</i>)</p> <p>Half depth adjustable shelves and coat hooks may be ordered separately allowing the cupboard and wardrobe area of the 15", 24" and 30" wide towers to support binders as well as shorter coats. (See <i>Tower Accessories for pricing and order entry information</i>)</p>	<p>Dimensions under, <b>w</b>, <b>d</b> and <b>h</b> are actual to the nearest 1/16"</p> <p>50", 57" and 64" Tower Internal Dimensions</p> <ul style="list-style-type: none"> <li>• Box and M drawer height: 4<sup>3</sup>/<sub>16</sub>"</li> <li>• Box and M drawer width: 12<sup>1</sup>/<sub>16</sub>"</li> <li>• Box and M drawer depth: 18<sup>3</sup>/<sub>8</sub>"</li> <li>• File drawer height: 9<sup>1</sup>/<sub>4</sub>"</li> <li>• File drawer width: 12<sup>1</sup>/<sub>16</sub>"</li> <li>• File drawer depth: 18<sup>3</sup>/<sub>8</sub>"</li> <li>• Wide drawer height: 9<sup>7</sup>/<sub>16</sub>"</li> <li>• Wide drawer width: 20<sup>3</sup>/<sub>4</sub>"</li> <li>• Wide drawer depth: 22<sup>7</sup>/<sub>8</sub>"</li> </ul> <p><b>Note:</b> All towers are configured from the top down with standard combinations of box and file drawers.</p>
<b>DT3</b>	Series 2 Steel Front																						
<b>WS</b>	Wardrobe and Single Door																						
<b>LH</b>	Left Hand Access																						
<b>57</b>	57" High																						
<b>30</b>	30" Wide																						
<b>B</b>	Box Drawer																						
<b>B</b>	Box Drawer																						
<b>F</b>	File Drawer																						
<b>L</b>	Locking																						
<b>117</b>	Soft Grey paint finish																						

# Storage Towers Steel Front - Series 2 Pull

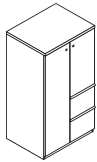
## 30" Wide Storage Towers

Series 2 Storage

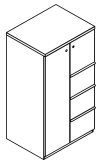
description	type	w	d	h	lock	pattern no.	P1	P2	P3
50" High tower with two box and two file drawers and door and wardrobe (left hand shown)	left hand	29 <sup>7</sup> / <sub>8</sub> "	23 <sup>1</sup> / <sub>2</sub> "	48 <sup>3</sup> / <sub>16</sub> "	Y	DT3WSLH5030BBFFL	\$2,318.	\$2,664.	\$2,781.
	right hand	29 <sup>7</sup> / <sub>8</sub> "	23 <sup>1</sup> / <sub>2</sub> "	48 <sup>3</sup> / <sub>16</sub> "	Y	DT3WSRH5030BBFFL	2,318.	2,664.	2,781.



57" High tower with two file drawers and door and wardrobe (left hand shown)	left hand	29 <sup>7</sup> / <sub>8</sub> "	23 <sup>1</sup> / <sub>2</sub> "	56 <sup>3</sup> / <sub>16</sub> "	Y	DT3WSLH5730FFL	2,036.	2,340.	2,441.
	right hand	29 <sup>7</sup> / <sub>8</sub> "	23 <sup>1</sup> / <sub>2</sub> "	56 <sup>3</sup> / <sub>16</sub> "	Y	DT3WSRH5730FFL	2,036.	2,340.	2,441.



57" High tower with three file drawers and door and wardrobe (left hand shown)	left hand	29 <sup>7</sup> / <sub>8</sub> "	23 <sup>1</sup> / <sub>2</sub> "	56 <sup>3</sup> / <sub>16</sub> "	Y	DT3WSLH5730FFFL	2,190.	2,517.	2,627.
	right hand	29 <sup>7</sup> / <sub>8</sub> "	23 <sup>1</sup> / <sub>2</sub> "	56 <sup>3</sup> / <sub>16</sub> "	Y	DT3WSRH5730FFFL	2,190.	2,517.	2,627.



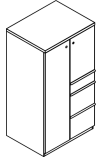
Order Code	Specification Information	Application Notes	Critical Dimensions
Example: <b>DT3WSLH5730BBFL-117</b>	For non-locking towers, deduct \$60 from the list price for single door and double door units or \$75 for units with wardrobe. Substitute the "L" suffix with a "N" within the pattern number to designate a non-locking unit, example (DT3WSLH5030BBFN)	<b>Note:</b> 6" drawers behind doors are not available within the wardrobe portion of towers. Drawers behind doors can be specified with fronts painted in one of 6 accent colors. If an accent color is not selected the fronts will be painted black. Accent colors include, <b>(MEY)</b> Memo Yellow, <b>(MRG)</b> Marine Grey, <b>(SFG)</b> Seafoam Green, <b>(REG)</b> Robbins Egg Blue, <b>(SSP)</b> Sunset Pink and <b>(KRD)</b> Knoll Red.	Dimensions under, <b>w</b> , <b>d</b> and <b>h</b> are actual to the nearest 1/16"
<b>DT3</b> Series 2 Steel Front		<b>Note: Drawers behind doors list prices are as follows: 1= \$250</b>	50", 57" and 64" Tower Internal Dimensions
<b>WS</b> Wardrobe and Single Door		<b>Application Notes</b>	<ul style="list-style-type: none"> <li>Box and M drawer height: 4<sup>3</sup>/<sub>16</sub>"</li> <li>Box and M drawer width: 12<sup>1</sup>/<sub>16</sub>"</li> <li>Box and M drawer depth: 18<sup>3</sup>/<sub>8</sub>"</li> <li>File drawer height: 9<sup>1</sup>/<sub>4</sub>"</li> <li>File drawer width: 12<sup>1</sup>/<sub>16</sub>"</li> <li>File drawer depth: 18<sup>3</sup>/<sub>8</sub>"</li> <li>Wide drawer height: 9<sup>7</sup>/<sub>16</sub>"</li> <li>Wide drawer width: 20<sup>3</sup>/<sub>4</sub>"</li> <li>Wide drawer depth: 22<sup>7</sup>/<sub>8</sub>"</li> </ul>
<b>LH</b> Left Hand Access	"M" drawers consisting of a box drawer body with a file drawer head are available by substituting any two "B" or any one "F" character within the pattern number, example (DT3WSLH5030MFN). Multiple "M" drawers may be specified providing they equal the total modules available. A 6" drawer, behind a cupboard door is available by adding the numeral 1 to the end of the pattern number, example (DT3WSLH6430BBFL1)	Hanging rails and other accessories are not included and must be ordered separately. Hanging rails are included with 24" and 30" wide lateral drawers only. (See <i>Tower Accessories for pricing and order entry information</i> )	<b>Note:</b> All towers are configured from the top down with standard combinations of box and file drawers.
<b>57</b> 57" High	Single door towers: Include (2) locks. Double door towers: Include (2) locks. Wardrobe towers: Include (2) locks. 15" wide Side Access Bookcase and Display towers: Include (1) lock. 24" wide Side Access Bookcase and Display towers: Include (2) locks	Half depth adjustable shelves and coat hooks may be ordered separately allowing the cupboard and wardrobe area of the 15", 24" and 30" wide towers to support binders as well as shorter coats. (See <i>Tower Accessories for pricing and order entry information</i> )	
<b>30</b> 30" Wide			
<b>B</b> Box Drawer			
<b>B</b> Box Drawer			
<b>F</b> File Drawer			
<b>L</b> Locking			
<b>117</b> Soft Grey paint finish			

# Storage Towers Steel Front - Series 2 Pull

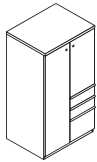
## 30" Wide Storage Towers

Series 2 Storage

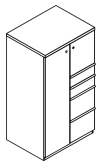
description	type	w	d	h	lock	pattern no.	P1	P2	P3
57" High tower with one box and two file drawers and door and wardrobe (left hand shown)	left hand	29 <sup>7</sup> / <sub>8</sub> "	23 <sup>1</sup> / <sub>2</sub> "	56 <sup>3</sup> / <sub>16</sub> "	Y	<b>DT3WSLH5730BFFL</b>	\$2,197.	\$2,528.	\$2,635.
	right hand	29 <sup>7</sup> / <sub>8</sub> "	23 <sup>1</sup> / <sub>2</sub> "	56 <sup>3</sup> / <sub>16</sub> "	Y	<b>DT3WSRH5730BFFL</b>	2,197.	2,528.	2,635.



57" High tower with two box and one file drawer and door and wardrobe (left hand shown)	left hand	29 <sup>7</sup> / <sub>8</sub> "	23 <sup>1</sup> / <sub>2</sub> "	56 <sup>3</sup> / <sub>16</sub> "	Y	<b>DT3WSLH5730BBFL</b>	2,191.	2,517.	2,627.
	right hand	29 <sup>7</sup> / <sub>8</sub> "	23 <sup>1</sup> / <sub>2</sub> "	56 <sup>3</sup> / <sub>16</sub> "	Y	<b>DT3WSRH5730BBFL</b>	2,191.	2,517.	2,627.



57" High tower with two box and two file drawers and door and wardrobe (left hand shown)	left hand	29 <sup>7</sup> / <sub>8</sub> "	23 <sup>1</sup> / <sub>2</sub> "	56 <sup>3</sup> / <sub>16</sub> "	Y	<b>DT3WSLH5730BBFFL</b>	2,376.	2,735.	2,852.
	right hand	29 <sup>7</sup> / <sub>8</sub> "	23 <sup>1</sup> / <sub>2</sub> "	56 <sup>3</sup> / <sub>16</sub> "	Y	<b>DT3WSRH5730BBFFL</b>	2,376.	2,735.	2,852.



Order Code	Specification Information	Application Notes	Critical Dimensions
Example: <b>DT3WSLH5730BBFL-117</b>	For non-locking towers, deduct \$60 from the list price for single door and double door units or \$75 for units with wardrobe. Substitute the "L" suffix with a "N" within the pattern number to designate a non-locking unit, example (DT3WSLH5030BBFN)	<b>Note:</b> 6" drawers behind doors are not available within the wardrobe portion of towers. Drawers behind doors can be specified with fronts painted in one of 6 accent colors. If an accent color is not selected the fronts will be painted black. Accent colors include, (MEY) Memo Yellow, (MRG) Marine Grey, (SFG) Seafoam Green, (REG) Robbins Egg Blue, (SSP) Sunset Pink and (KRD) Knoll Red.	Dimensions under, <b>w</b> , <b>d</b> and <b>h</b> are actual to the nearest 1/16"
<b>DT3</b> Series 2 Steel Front			50", 57" and 64" Tower Internal Dimensions
<b>WS</b> Wardrobe and Single Door			<ul style="list-style-type: none"> <li>Box and M drawer height: 4<sup>7</sup>/<sub>16</sub>"</li> <li>Box and M drawer width: 12<sup>1</sup>/<sub>16</sub>"</li> <li>Box and M drawer depth: 18<sup>3</sup>/<sub>8</sub>"</li> <li>File drawer height: 9<sup>1</sup>/<sub>4</sub>"</li> <li>File drawer width: 12<sup>1</sup>/<sub>16</sub>"</li> <li>File drawer depth: 18<sup>3</sup>/<sub>8</sub>"</li> <li>Wide drawer height: 9<sup>7</sup>/<sub>16</sub>"</li> <li>Wide drawer width: 20<sup>3</sup>/<sub>4</sub>"</li> <li>Wide drawer depth: 22<sup>7</sup>/<sub>8</sub>"</li> </ul>
<b>LH</b> Left Hand Access			
<b>57</b> 57" High			
<b>30</b> 30" Wide			
<b>B</b> Box Drawer	"M" drawers consisting of a box drawer body with a file drawer head are available by substituting any two "B" or any one "F" character within the pattern number, example (DT3WSLH5030MFN). Multiple "M" drawers may be specified providing they equal the total modules available. A 6" drawer, behind a cupboard door is available by adding the numeral 1 to the end of the pattern number, example (DT3WSLH6430BBFL1)	<b>Note: Drawers behind doors list prices are as follows: 1= \$250</b>	
<b>B</b> Box Drawer			
<b>F</b> File Drawer			
<b>L</b> Locking			
<b>117</b> Soft Grey paint finish	Single door towers: Include (2) locks. Double door towers: Include (2) locks. Wardrobe towers: Include (3) locks. 15" wide Side Access Bookcase and Display towers: Include (1) lock. 24" wide Side Access Bookcase and Display towers: Include (2) locks	<b>Application Notes</b> Hanging rails and other accessories are not included and must be ordered separately. Hanging rails are included with 24" and 30" wide lateral drawers only. (See Tower Accessories for pricing and order entry information)  Half depth adjustable shelves and coat hooks may be ordered separately allowing the cupboard and wardrobe area of the 15", 24" and 30" wide towers to support binders as well as shorter coats. (See Tower Accessories for pricing and order entry information)	<b>Note:</b> All towers are configured from the top down with standard combinations of box and file drawers.

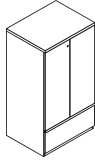
# Storage Towers Steel Front - Series 2 Pull

## 30" Wide Storage Towers

Series 2 Storage

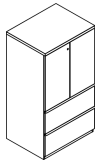
Series 2 Steel Front Storage

description	type	w	d	h	lock	pattern no.	P1	P2	P3
57" High Double Door tower with one wide drawer		29 <sup>7</sup> / <sub>8</sub> "	23 <sup>1</sup> / <sub>2</sub> "	56 <sup>3</sup> / <sub>16</sub> "	Y	<b>DT3D5730WL</b>	\$2,158.	\$2,480.	\$2,587.



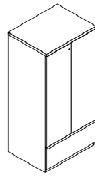
24" and 30" wide double door cabinets may be ordered with a grommet option located in the back of the case by adding a "G" between the 4th and 5th character of the pattern number, example (DT3DG5730WL). Add \$100 list for this option. **Note**, by adding a "G" option, the cabinet will also receive AV hinged doors.

57" High Double Door tower with two wide drawers		29 <sup>7</sup> / <sub>8</sub> "	23 <sup>1</sup> / <sub>2</sub> "	56 <sup>3</sup> / <sub>16</sub> "	Y	<b>DT3D5730WWL</b>	2,628.	3,021.	3,151.
--	--	----------------------------------	----------------------------------	-----------------------------------	---	--------------------	--------	--------	--------



24" and 30" wide double door cabinets may be ordered with a grommet option located in the back of the case by adding a "G" between the 4th and 5th character of the pattern number, example (DT3DG5730WWL). Add \$100 list for this option. **Note**, by adding a "G" option, the cabinet will also receive AV hinged doors.

64" High Double Door tower with one wide drawer		29 <sup>7</sup> / <sub>8</sub> "	23 <sup>1</sup> / <sub>2</sub> "	63 <sup>5</sup> / <sub>16</sub> "	Y	<b>DT3D6430WL</b>	2,203.	2,534.	2,645.
---	--	----------------------------------	----------------------------------	-----------------------------------	---	-------------------	--------	--------	--------



24" and 30" wide double door cabinets may be ordered with a grommet option located in the back of the case by adding a "G" between the 4th and 5th character of the pattern number, example (DT3DG6424WL). Add \$100 list for this option. **Note**, by adding a "G" option, the cabinet will also receive AV hinged doors.

Order Code	Specification Information	Application Notes	Critical Dimensions
Example: <b>DT3WSLH5730BBFL-117</b>	For non-locking towers, deduct \$60 from the list price for single door and double door units or \$75 for units with wardrobe. Substitute the "L" suffix with a "N" within the pattern number to designate a non-locking unit, example (DT3WSLH5030BBFN)	<b>Note:</b> 6" drawers behind doors are not available within the wardrobe portion of towers. Drawers behind doors can be specified with fronts painted in one of 6 accent colors. If an accent color is not selected the fronts will be painted black. Accent colors include, (MEY) Memo Yellow, (MRG) Marine Grey, (SFG) Seafoam Green, (REG) Robbins Egg Blue, (SSP) Sunset Pink and (KRD) Knoll Red.	Dimensions under, <b>w</b> , <b>d</b> and <b>h</b> are actual to the nearest 1/16"
<b>DT3</b> Series 2 Steel Front		<b>Note: Drawers behind doors list prices are as follows: 1= \$250</b>	50", 57" and 64" Tower Internal Dimensions
<b>WS</b> Wardrobe and Single Door		<b>Application Notes</b>	<ul style="list-style-type: none"> <li>Box and M drawer height: 4<sup>7</sup>/<sub>16</sub>"</li> <li>Box and M drawer width: 12<sup>1</sup>/<sub>16</sub>"</li> <li>Box and M drawer depth: 18<sup>3</sup>/<sub>8</sub>"</li> <li>File drawer height: 9<sup>1</sup>/<sub>4</sub>"</li> <li>File drawer width: 12<sup>1</sup>/<sub>16</sub>"</li> <li>File drawer depth: 18<sup>3</sup>/<sub>8</sub>"</li> <li>Wide drawer height: 9<sup>7</sup>/<sub>16</sub>"</li> <li>Wide drawer width: 20<sup>3</sup>/<sub>4</sub>"</li> <li>Wide drawer depth: 22<sup>7</sup>/<sub>8</sub>"</li> </ul>
<b>LH</b> Left Hand Access			<b>Note:</b> All towers are configured from the top down with standard combinations of box and file drawers.
<b>57</b> 57" High			
<b>30</b> 30" Wide	"M" drawers consisting of a box drawer body with a file drawer head are available by substituting any two "B" or any one "F" character within the pattern number, example (DT3WSLH5030MFN). Multiple "M" drawers may be specified providing they equal the total modules available. A 6" drawer, behind a cupboard door is available by adding the numeral 1 to the end of the pattern number, example (DT3WSLH6430BBFL1)	Hanging rails and other accessories are not included and must be ordered separately. Hanging rails are included with 24" and 30" wide lateral drawers only. (See Tower Accessories for pricing and order entry information)	
<b>B</b> Box Drawer	Single door towers: Include (2) locks. Double door towers: Include (2) locks. Wardrobe towers: Include (3) locks. 15" wide Side Access Bookcase and Display towers: Include (1) lock. 24" wide Side Access Bookcase and Display towers: Include (2) locks	Half depth adjustable shelves and coat hooks may be ordered separately allowing the cupboard and wardrobe area of the 15", 24" and 30" wide towers to support binders as well as shorter coats. (See Tower Accessories for pricing and order entry information)	
<b>B</b> Box Drawer			
<b>F</b> File Drawer			
<b>L</b> Locking			
<b>117</b> Soft Grey paint finish			

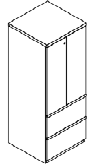
# Storage Towers Steel Front - Series 2 Pull

## 30" Wide Storage Towers

Series 2 Storage

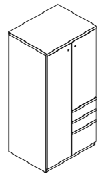
description	type	w	d	h	lock	pattern no.	P1	P2	P3
-------------	------	---	---	---	------	-------------	----	----	----

64" High Double Door tower with two wide drawers		29 <sup>7</sup> / <sub>8</sub> "	23 <sup>1</sup> / <sub>2</sub> "	63 <sup>5</sup> / <sub>16</sub> "	Y	<b>DT3D6430WWL</b>	\$2,646.	\$3,043.	\$3,174.
--	--	----------------------------------	----------------------------------	-----------------------------------	---	--------------------	----------	----------	----------



24" and 30" wide double door cabinets may be ordered with a grommet option located in the back of the case by adding a "G" between the 4th and 5th character of the pattern number, example (DT3DG6424WL). Add \$100 list for this option. **Note**, by adding a "G" option, the cabinet will also receive AV hinged doors.

64" High tower with two box and one file drawer and door and wardrobe (left hand shown)	left hand	29 <sup>7</sup> / <sub>8</sub> "	23 <sup>1</sup> / <sub>2</sub> "	63 <sup>5</sup> / <sub>16</sub> "	Y	<b>DT3WSLH6430BBFL</b>	2,228.	2,564.	2,676.
	right hand	29 <sup>7</sup> / <sub>8</sub> "	23 <sup>1</sup> / <sub>2</sub> "	63 <sup>5</sup> / <sub>16</sub> "	Y	<b>DT3WSRH6430BBFL</b>	2,228.	2,564.	2,676.



Order Code	Specification Information	Application Notes	Critical Dimensions
Example: <b>DT3WSLH5730BBFL-117</b>	For non-locking towers, deduct \$60 from the list price for single door and double door units or \$75 for units with wardrobe. Substitute the "L" suffix with a "N" within the pattern number to designate a non-locking unit, example (DT3WSLH5030BBFN)	<b>Note:</b> 6" drawers behind doors are not available within the wardrobe portion of towers. Drawers behind doors can be specified with fronts painted in one of 6 accent colors. If an accent color is not selected the fronts will be painted black. Accent colors include, (MEY) Memo Yellow, (MRG) Marine Grey, (SFG) Seafoam Green, (REG) Robbins Egg Blue, (SSP) Sunset Pink and (KRD) Knoll Red.	Dimensions under, <b>w</b> , <b>d</b> and <b>h</b> are actual to the nearest <sup>1</sup> / <sub>16</sub> "
<b>DT3</b> Series 2 Steel Front			50", 57" and 64" Tower Internal Dimensions
<b>WS</b> Wardrobe and Single Door			<ul style="list-style-type: none"> <li>Box and M drawer height: 4<sup>7</sup>/<sub>16</sub>"</li> <li>Box and M drawer width: 12<sup>1</sup>/<sub>16</sub>"</li> <li>Box and M drawer depth: 18<sup>3</sup>/<sub>8</sub>"</li> <li>File drawer height: 9<sup>1</sup>/<sub>4</sub>"</li> <li>File drawer width: 12<sup>1</sup>/<sub>16</sub>"</li> <li>File drawer depth: 18<sup>3</sup>/<sub>8</sub>"</li> <li>Wide drawer height: 9<sup>7</sup>/<sub>16</sub>"</li> <li>Wide drawer width: 20<sup>3</sup>/<sub>4</sub>"</li> <li>Wide drawer depth: 22<sup>7</sup>/<sub>8</sub>"</li> </ul>
<b>LH</b> Left Hand Access			
<b>57</b> 57" High			
<b>30</b> 30" Wide			
<b>B</b> Box Drawer	"M" drawers consisting of a box drawer body with a file drawer head are available by substituting any two "B" or any one "F" character within the pattern number, example (DT3WSLH5030MFN). Multiple "M" drawers may be specified providing they equal the total modules available. A 6" drawer, behind a cupboard door is available by adding the numeral 1 to the end of the pattern number, example (DT3WSLH6430BBFL1)	<b>Note: Drawers behind doors list prices are as follows: 1= \$250</b>	
<b>B</b> Box Drawer			
<b>F</b> File Drawer			
<b>L</b> Locking			
<b>117</b> Soft Grey paint finish	Single door towers: Include (2) locks. Double door towers: Include (2) locks. Wardrobe towers: Include (3) locks. 15" wide Side Access Bookcase and Display towers: Include (1) lock. 24" wide Side Access Bookcase and Display towers: Include (2) locks	<b>Application Notes</b> Hanging rails and other accessories are not included and must be ordered separately. Hanging rails are included with 24" and 30" wide lateral drawers only. (See Tower Accessories for pricing and order entry information)  Half depth adjustable shelves and coat hooks may be ordered separately allowing the cupboard and wardrobe area of the 15", 24" and 30" wide towers to support binders as well as shorter coats. (See Tower Accessories for pricing and order entry information)	<b>Note:</b> All towers are configured from the top down with standard combinations of box and file drawers.

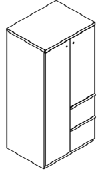
# Storage Towers Steel Front - Series 2 Pull

## 30" Wide Storage Towers

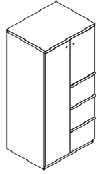
Series 2 Storage

Series 2 Steel Front Storage

description	type	w	d	h	lock	pattern no.	P1	P2	P3
64" High tower with two file drawers and door and wardrobe (left hand shown)	left hand	29 <sup>7</sup> / <sub>8</sub> "	23 <sup>1</sup> / <sub>2</sub> "	63 <sup>7</sup> / <sub>16</sub> "	Y	<b>DT3WSLH6430FFL</b>	\$2,080.	\$2,392.	\$2,496.
	right hand	29 <sup>7</sup> / <sub>8</sub> "	23 <sup>1</sup> / <sub>2</sub> "	63 <sup>7</sup> / <sub>16</sub> "	Y	<b>DT3WSRH6430FFL</b>	2,080.	2,392.	2,496.



64" High tower with three file drawers and door and wardrobe (left hand shown)	left hand	29 <sup>7</sup> / <sub>8</sub> "	23 <sup>1</sup> / <sub>2</sub> "	63 <sup>7</sup> / <sub>16</sub> "	Y	<b>DT3WSLH6430FFFL</b>	2,248.	2,587.	2,699.
	right hand	29 <sup>7</sup> / <sub>8</sub> "	23 <sup>1</sup> / <sub>2</sub> "	63 <sup>7</sup> / <sub>16</sub> "	Y	<b>DT3WSRH6430FFFL</b>	2,248.	2,587.	2,699.



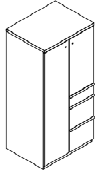
Order Code	Specification Information	Application Notes	Critical Dimensions
Example: <b>DT3WSLH5730BBFL-117</b>	For non-locking towers, deduct \$60 from the list price for single door and double door units or \$75 for units with wardrobe. Substitute the "L" suffix with a "N" within the pattern number to designate a non-locking unit, example (DT3WSLH5030BBFN)	<b>Note:</b> 6" drawers behind doors are not available within the wardrobe portion of towers. Drawers behind doors can be specified with fronts painted in one of 6 accent colors. If an accent color is not selected the fronts will be painted black. Accent colors include, (MEY) Memo Yellow, (MRG) Marine Grey, (SFG) Seafoam Green, (REG) Robbins Egg Blue, (SSP) Sunset Pink and (KRD) Knoll Red.	Dimensions under, <b>w</b> , <b>d</b> and <b>h</b> are actual to the nearest 1/16"
<b>DT3</b> Series 2 Steel Front			50", 57" and 64" Tower Internal Dimensions
<b>WS</b> Wardrobe and Single Door			<ul style="list-style-type: none"> <li>Box and M drawer height: 4<sup>7</sup>/<sub>16</sub>"</li> <li>Box and M drawer width: 12<sup>1</sup>/<sub>16</sub>"</li> <li>Box and M drawer depth: 18<sup>3</sup>/<sub>8</sub>"</li> <li>File drawer height: 9<sup>1</sup>/<sub>4</sub>"</li> <li>File drawer width: 12<sup>1</sup>/<sub>16</sub>"</li> <li>File drawer depth: 18<sup>3</sup>/<sub>8</sub>"</li> <li>Wide drawer height: 9<sup>7</sup>/<sub>16</sub>"</li> <li>Wide drawer width: 20<sup>3</sup>/<sub>4</sub>"</li> <li>Wide drawer depth: 22<sup>7</sup>/<sub>8</sub>"</li> </ul>
<b>LH</b> Left Hand Access			
<b>57</b> 57" High			
<b>30</b> 30" Wide			
<b>B</b> Box Drawer	"M" drawers consisting of a box drawer body with a file drawer head are available by substituting any two "B" or any one "F" character within the pattern number, example (DT3WSLH5030MFN). Multiple "M" drawers may be specified providing they equal the total modules available. A 6" drawer, behind a cupboard door is available by adding the numeral 1 to the end of the pattern number, example (DT3WSLH6430BBFL1)	<b>Note: Drawers behind doors list prices are as follows: 1= \$250</b>	
<b>B</b> Box Drawer			
<b>F</b> File Drawer			
<b>L</b> Locking			
<b>117</b> Soft Grey paint finish	Single door towers: Include (2) locks. Double door towers: Include (2) locks. Wardrobe towers: Include (3) locks. 15" wide Side Access Bookcase and Display towers: Include (1) lock. 24" wide Side Access Bookcase and Display towers: Include (2) locks	<b>Application Notes</b> Hanging rails and other accessories are not included and must be ordered separately. Hanging rails are included with 24" and 30" wide lateral drawers only. (See <i>Tower Accessories for pricing and order entry information</i> )  Half depth adjustable shelves and coat hooks may be ordered separately allowing the cupboard and wardrobe area of the 15", 24" and 30" wide towers to support binders as well as shorter coats. (See <i>Tower Accessories for pricing and order entry information</i> )	<b>Note:</b> All towers are configured from the top down with standard combinations of box and file drawers.

# Storage Towers Steel Front - Series 2 Pull

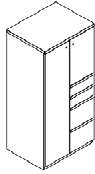
## 30" Wide Storage Towers

Series 2 Storage

description	type	w	d	h	lock	pattern no.	P1	P2	P3
64" High tower with one box and two file drawers and door and wardrobe (left hand shown)	left hand	29 <sup>7</sup> / <sub>8</sub> "	23 <sup>1</sup> / <sub>2</sub> "	63 <sup>5</sup> / <sub>16</sub> "	Y	<b>DT3WSLH6430BBFL</b>	\$2,259.	\$2,597.	\$2,711.
	right hand	29 <sup>7</sup> / <sub>8</sub> "	23 <sup>1</sup> / <sub>2</sub> "	63 <sup>5</sup> / <sub>16</sub> "	Y	<b>DT3WSRH6430BBFL</b>	2,259.	2,597.	2,711.



64" High tower with two box and two file drawers and door and wardrobe (left hand shown)	left hand	29 <sup>7</sup> / <sub>8</sub> "	23 <sup>1</sup> / <sub>2</sub> "	63 <sup>5</sup> / <sub>16</sub> "	Y	<b>DT3WSLH6430BBFFL</b>	2,438.	2,804.	2,926.
	right hand	29 <sup>7</sup> / <sub>8</sub> "	23 <sup>1</sup> / <sub>2</sub> "	63 <sup>5</sup> / <sub>16</sub> "	Y	<b>DT3WSRH6430BBFFL</b>	2,438.	2,804.	2,926.



Order Code	Specification Information	Application Notes	Critical Dimensions
Example: <b>DT3WSLH5730BBFL-117</b>	For non-locking towers, deduct \$60 from the list price for single door and double door units or \$75 for units with wardrobe. Substitute the "L" suffix with a "N" within the pattern number to designate a non-locking unit, example (DT3WSLH5030BBFN)	<b>Note:</b> 6" drawers behind doors are not available within the wardrobe portion of towers. Drawers behind doors can be specified with fronts painted in one of 6 accent colors. If an accent color is not selected the fronts will be painted black. Accent colors include, (MEY) Memo Yellow, (MRG) Marine Grey, (SFG) Seafoam Green, (REG) Robbins Egg Blue, (SSP) Sunset Pink and (KRD) Knoll Red.	Dimensions under, <b>w</b> , <b>d</b> and <b>h</b> are actual to the nearest 1/16"
<b>DT3</b> Series 2 Steel Front			50", 57" and 64" Tower Internal Dimensions
<b>WS</b> Wardrobe and Single Door			<ul style="list-style-type: none"> <li>Box and M drawer height: 4<sup>5</sup>/<sub>16</sub>"</li> <li>Box and M drawer width: 12<sup>1</sup>/<sub>16</sub>"</li> <li>Box and M drawer depth: 18<sup>3</sup>/<sub>8</sub>"</li> <li>File drawer height: 9<sup>1</sup>/<sub>4</sub>"</li> <li>File drawer width: 12<sup>1</sup>/<sub>16</sub>"</li> <li>File drawer depth: 18<sup>3</sup>/<sub>8</sub>"</li> <li>Wide drawer height: 9<sup>7</sup>/<sub>16</sub>"</li> <li>Wide drawer width: 20<sup>3</sup>/<sub>4</sub>"</li> <li>Wide drawer depth: 22<sup>7</sup>/<sub>8</sub>"</li> </ul>
<b>LH</b> Left Hand Access			
<b>57</b> 57" High			
<b>30</b> 30" Wide			
<b>B</b> Box Drawer	"M" drawers consisting of a box drawer body with a file drawer head are available by substituting any two "B" or any one "F" character within the pattern number, example (DT3WSLH5030MFN). Multiple "M" drawers may be specified providing they equal the total modules available. A 6" drawer, behind a cupboard door is available by adding the numeral 1 to the end of the pattern number, example (DT3WSLH6430BBFL1)	<b>Note: Drawers behind doors list prices are as follows: 1= \$250</b>	
<b>B</b> Box Drawer			
<b>F</b> File Drawer			
<b>L</b> Locking			
<b>117</b> Soft Grey paint finish	Single door towers: Include (2) locks. Double door towers: Include (2) locks. Wardrobe towers: Include (3) locks. 15" wide Side Access Bookcase and Display towers: Include (1) lock. 24" wide Side Access Bookcase and Display towers: Include (2) locks	<b>Application Notes</b> Hanging rails and other accessories are not included and must be ordered separately. Hanging rails are included with 24" and 30" wide lateral drawers only. (See Tower Accessories for pricing and order entry information)  Half depth adjustable shelves and coat hooks may be ordered separately allowing the cupboard and wardrobe area of the 15", 24" and 30" wide towers to support binders as well as shorter coats. (See Tower Accessories for pricing and order entry information)	<b>Note:</b> All towers are configured from the top down with standard combinations of box and file drawers.



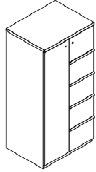
# Storage Towers Steel Front - Series 2 Pull

## 30" Wide Storage Towers

Series 2 Storage

Series 2 Steel Front Storage

description	type	w	d	h	lock	pattern no.	P1	P2	P3
64" High tower with four file drawers and door and wardrobe (left hand shown)	left hand	29 <sup>7</sup> / <sub>8</sub> "	23 <sup>1</sup> / <sub>2</sub> "	63 <sup>5</sup> / <sub>16</sub> "	Y	DT3WSLH6430FFFFL	\$2,469.	\$2,839.	\$2,963.
	right hand	29 <sup>7</sup> / <sub>8</sub> "	23 <sup>1</sup> / <sub>2</sub> "	63 <sup>5</sup> / <sub>16</sub> "	Y	DT3WSRH6430FFFFL	2,469.	2,839.	2,963.



Order Code	Specification Information	Application Notes	Critical Dimensions
Example: <b>DT3WSLH5730BBFL-117</b>	For non-locking towers, deduct \$60 from the list price for single door and double door units or \$75 for units with wardrobe. Substitute the "L" suffix with a "N" within the pattern number to designate a non-locking unit, example (DT3WSLH5030BBFN)	<b>Note:</b> 6" drawers behind doors are not available within the wardrobe portion of towers. Drawers behind doors can be specified with fronts painted in one of 6 accent colors. If an accent color is not selected the fronts will be painted black. Accent colors include, (MEY) Memo Yellow, (MRG) Marine Grey, (SFG) Seafoam Green, (REG) Robbins Egg Blue, (SSP) Sunset Pink and (KRD) Knoll Red.	Dimensions under, <b>w</b> , <b>d</b> and <b>h</b> are actual to the nearest 1/16"
<b>DT3</b> Series 2 Steel Front			50", 57" and 64" Tower Internal Dimensions
<b>WS</b> Wardrobe and Single Door			<ul style="list-style-type: none"> <li>Box and M drawer height: 4<sup>3</sup>/<sub>16</sub>"</li> <li>Box and M drawer width: 12<sup>1</sup>/<sub>16</sub>"</li> <li>Box and M drawer depth: 18<sup>3</sup>/<sub>8</sub>"</li> <li>File drawer height: 9<sup>1</sup>/<sub>4</sub>"</li> <li>File drawer width: 12<sup>1</sup>/<sub>16</sub>"</li> <li>File drawer depth: 18<sup>3</sup>/<sub>8</sub>"</li> <li>Wide drawer height: 9<sup>7</sup>/<sub>16</sub>"</li> <li>Wide drawer width: 20<sup>3</sup>/<sub>4</sub>"</li> <li>Wide drawer depth: 22<sup>7</sup>/<sub>8</sub>"</li> </ul>
<b>LH</b> Left Hand Access			
<b>57</b> 57" High			
<b>30</b> 30" Wide			
<b>B</b> Box Drawer	"M" drawers consisting of a box drawer body with a file drawer head are available by substituting any two "B" or any one "F" character within the pattern number, example (DT3WSLH5030MFN). Multiple "M" drawers may be specified providing they equal the total modules available. A 6" drawer, behind a cupboard door is available by adding the numeral 1 to the end of the pattern number, example (DT3WSLH6430BBFL1)	<b>Note: Drawers behind doors list prices are as follows: 1= \$250</b>	
<b>B</b> Box Drawer			
<b>F</b> File Drawer			
<b>L</b> Locking			
<b>117</b> Soft Grey paint finish	Single door towers: Include (2) locks. Double door towers: Include (2) locks. Wardrobe towers: Include (3) locks. 15" wide Side Access Bookcase and Display towers: Include (1) lock. 24" wide Side Access Bookcase and Display towers: Include (2) locks	<b>Application Notes</b>	<b>Note:</b> All towers are configured from the top down with standard combinations of box and file drawers.
		Hanging rails and other accessories are not included and must be ordered separately. Hanging rails are included with 24" and 30" wide lateral drawers only. (See <i>Tower Accessories for pricing and order entry information</i> )	
		Half depth adjustable shelves and coat hooks may be ordered separately allowing the cupboard and wardrobe area of the 15", 24" and 30" wide towers to support binders as well as shorter coats. (See <i>Tower Accessories for pricing and order entry information</i> )	

# Pedestals Steel Front - Template Pull

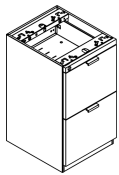
## Floorstanding Pedestals

Series 2 Storage

description	w	d	h	lock	pattern no.	P1	P2	P3
Floorstanding Pedestal with two box and one file drawer with lock	14 <sup>7</sup> / <sub>8</sub> "	17 <sup>1</sup> / <sub>4</sub> "	26 <sup>7</sup> / <sub>8</sub> "	Y	<b>BS2PFL18AS</b>	\$691.	\$795.	\$830.
	14 <sup>7</sup> / <sub>8</sub> "	23 <sup>1</sup> / <sub>4</sub> "	26 <sup>7</sup> / <sub>8</sub> "	Y	<b>BS2PFL24AS</b>	592.	682.	712.
	14 <sup>7</sup> / <sub>8</sub> "	29 <sup>1</sup> / <sub>4</sub> "	26 <sup>7</sup> / <sub>8</sub> "	Y	<b>BS2PFL30AS</b>	798.	918.	962.



Floorstanding Pedestal with two file drawers with lock	14 <sup>7</sup> / <sub>8</sub> "	17 <sup>1</sup> / <sub>4</sub> "	26 <sup>7</sup> / <sub>8</sub> "	Y	<b>BS2PFL18BS</b>	664.	765.	798.
	14 <sup>7</sup> / <sub>8</sub> "	23 <sup>1</sup> / <sub>4</sub> "	26 <sup>7</sup> / <sub>8</sub> "	Y	<b>BS2PFL24BS</b>	561.	647.	674.
	14 <sup>7</sup> / <sub>8</sub> "	29 <sup>1</sup> / <sub>4</sub> "	26 <sup>7</sup> / <sub>8</sub> "	Y	<b>BS2PFL30BS</b>	764.	877.	914.



Series 2 Floorstanding Pedestal Case Back	14 <sup>7</sup> / <sub>8</sub> "	N/A	26 <sup>7</sup> / <sub>8</sub> "	N/A	<b>DS2XPB</b>	85.	96.	99.
---	----------------------------------	-----	----------------------------------	-----	---------------	-----	-----	-----

### Order Code

Example:	<b>BS2PFL24AS-117</b>
<b>BS2</b>	Series 2 Steel Front
<b>PF</b>	Pedestal Floorstanding
<b>L</b>	Locking
<b>24</b>	Depth
<b>A</b>	Box/Box/File
<b>117</b>	Soft Grey paint finish

### Specification Information

Deduct \$15 from the list price for non-locking units. Substitute the "L" with a "N" within the pattern number to designate a non-locking unit, *example* (DS2PFN18A).

**Note:**  
24" deep floorstanding pedestals do not include a back panel. Back panels must be ordered separately. 18" and 30" floorstanding pedestals have backs standard.

Add an "F" to the end of the pattern number to receive full extension slides on all box drawers. Upcharge is \$25 list per pedestal.

### Application Notes

Hanging rails and other accessories are not included and must be ordered separately. (*See pedestal accessories page (178), for pricing and ordering information*)

Add a "Y" to the end of the pattern number to specify a front color that is different than the case color. P3 pricing automatically applies for all colors when utilizing this option.

### Critical Dimensions

Dimensions under, **w**, **d** and **h** are actual to the nearest <sup>1</sup>/<sub>16</sub>"

24" Deep Floorstanding Pedestal Internal Drawer Dimensions

- Box drawer height: 4<sup>5</sup>/<sub>16</sub>"
- Box drawer width: 12<sup>1</sup>/<sub>16</sub>"
- Box drawer depth: 18<sup>3</sup>/<sub>8</sub>"
- File drawer height: 9<sup>1</sup>/<sub>4</sub>"
- File drawer width: 12<sup>1</sup>/<sub>16</sub>"
- File drawer depth: 18<sup>3</sup>/<sub>8</sub>"

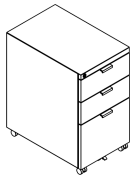
# Pedestals Steel Front - Template Pull

## Mobile Pedestals

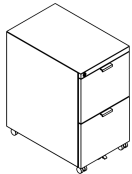
Series 2 Storage

Series 2 Steel Front Storage

description	w	d	h	pattern no.	P1	P2	P3
Mobile Pedestal with two box and one file drawer	14 <sup>7</sup> / <sub>8</sub> "	16 <sup>3</sup> / <sub>4</sub> "	26 <sup>3</sup> / <sub>8</sub> "	<b>BS2PML18AS</b>	\$1,142.	\$1,312.	\$1,369.
	14 <sup>7</sup> / <sub>8</sub> "	22 <sup>3</sup> / <sub>4</sub> "	26 <sup>3</sup> / <sub>8</sub> "	<b>BS2PML24AS</b>	811.	934.	975.



Mobile Pedestal with two file drawers	14 <sup>7</sup> / <sub>8</sub> "	16 <sup>3</sup> / <sub>4</sub> "	26 <sup>3</sup> / <sub>8</sub> "	<b>BS2PML18BS</b>	1,107.	1,274.	1,329.
	14 <sup>7</sup> / <sub>8</sub> "	22 <sup>3</sup> / <sub>4</sub> "	26 <sup>3</sup> / <sub>8</sub> "	<b>BS2PML24BS</b>	811.	934.	975.



Mobile Pedestal with one box and one file drawer	14 <sup>7</sup> / <sub>8</sub> "	16 <sup>3</sup> / <sub>4</sub> "	20 <sup>3</sup> / <sub>8</sub> "	<b>BS2PML18FS</b>	1,015.	1,168.	1,218.
	14 <sup>7</sup> / <sub>8</sub> "	22 <sup>3</sup> / <sub>4</sub> "	20 <sup>3</sup> / <sub>8</sub> "	<b>BS2PML24FS</b>	727.	836.	871.



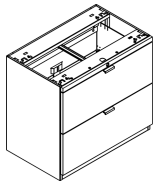
Order Code	Specification Information	Application Notes	Critical Dimensions
Example: <b>DS2PML24A-117</b>			
<b>DS2</b> Series 2 Steel Front	Add \$53 list for Mobile Handle.	Hanging rails and other accessories are not included and must be ordered separately. (See <i>pedestal accessories page (255)</i> , for pricing and ordering information)	Dimensions under, <b>w</b> , <b>d</b> and <b>h</b> are actual to the nearest 1/16"
<b>PM</b> Pedestal Mobile	Add a "P" between the "L" lock code and the case size to designate the handle option, <i>example (DS2PMLP24A)</i>		
<b>L</b> Locking	Deduct \$35 list for units without a top. Add an "O" in place of the "M" in the pattern number to designate the no-top option, <i>example (DS2POL18A)</i>	Add a "Y" to the end of the pattern number to specify a front color that is different than the case color. P3 pricing automatically applies for all colors when utilizing this option.	24" Deep Floorstanding Pedestal Internal Drawer Dimensions <ul style="list-style-type: none"> <li>• Box drawer height: 4<sup>5</sup>/<sub>16</sub>"</li> <li>• Box drawer width: 12<sup>1</sup>/<sub>16</sub>"</li> <li>• Box drawer depth: 18<sup>3</sup>/<sub>8</sub>"</li> <li>• File drawer height: 9<sup>1</sup>/<sub>4</sub>"</li> <li>• File drawer width: 12<sup>1</sup>/<sub>16</sub>"</li> <li>• File drawer depth: 18<sup>3</sup>/<sub>8</sub>"</li> </ul>
<b>24</b> Depth			
<b>A</b> Box/Box/File	Add an "F" to the end of the pattern number to receive full extension slides on all box drawers. Upcharge is \$25 list per pedestal.		
<b>117</b> Soft Grey paint finish			

# Pedestals Steel Front - Template Pull

## Double Wide Pedestals

Series 2 Storage

description	w	d	h	pattern no.	P1	P2	P3
Doublewide Pedestal with two file drawers	30"	18 <sup>3</sup> / <sub>4</sub> "	26 <sup>7</sup> / <sub>8</sub> "	<b>BS2DW30LS</b>	\$1,049.	\$1,206.	\$1,259.
	36"	18 <sup>3</sup> / <sub>4</sub> "	26 <sup>7</sup> / <sub>8</sub> "	<b>BS2DW36LS</b>	1,108.	1,275.	1,330.



### Order Code

Example:	<b>DS2DW30L-117</b>
<b>DS2</b>	Series 2 Steel Front
<b>DW</b>	Doublewide Pedestal
<b>30</b>	30" wide
<b>L</b>	Locking
<b>117</b>	Soft Grey paint finish

### Specification Information

Deduct \$20 from the list price for non-locking units. Substitute the "L" suffix with an "N" within the pattern number to designate a non-locking unit, *example* (DS2DW36L).

### Application Notes

Doublewide pedestals are not intended for freestanding use and must be secured beneath a panel supported worksurface. (*See Calibre lateral files price list for two drawer files that can be used for freestanding applications*)

Add a "Y" to the end of the pattern number to specify a front color that is different than the case color. P3 pricing automatically applies for all colors when utilizing this option.

### Critical Dimensions

Dimensions under, **w**, **d** and **h** are actual to the nearest <sup>1</sup>/<sub>16</sub>".

Doublewide Pedestal Internal Drawer Dimensions

- Lateral drawer height: 9<sup>3</sup>/<sub>4</sub>"
- Lateral drawer width: 26<sup>3</sup>/<sub>4</sub>" and 32<sup>3</sup>/<sub>24</sub>"
- Lateral drawer depth: 15<sup>3</sup>/<sub>4</sub>"

# Storage Towers Steel Front - Template Pull

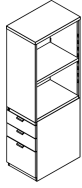
## 15" Wide Storage Towers

### 42" High

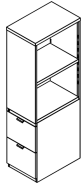
Series 2 Storage

Series 2 Steel Front Storage

description	type	w	d	h	lock	pattern no.	P1	P2	P3
42" High Side Access Bookcase tower with two box and one file drawer (right hand shown)	left hand	14 7/8"	23 1/2"	41 5/16"	Y	<b>BT3SBLH4215BBFLS</b>	\$1,643.	\$1,890.	\$1,972.
	right hand	14 7/8"	23 1/2"	41 5/16"	Y	<b>BT3SBRH4215BBFLS</b>	1,643.	1,890.	1,972.



42" High Side Access Bookcase tower with two file drawers (right hand shown)	left hand	14 7/8"	23 1/2"	41 5/16"	Y	<b>BT3SBLH4215FFLS</b>	1,568.	1,804.	1,882.
	right hand	14 7/8"	23 1/2"	41 5/16"	Y	<b>BT3SBRH4215FFLS</b>	1,568.	1,804.	1,882.



#### Order Code

Example:	<b>BT3SBLH4215BBFLS-117</b>
<b>BT3</b>	Series 2 Steel Front
<b>SB</b>	Side Access Bookcase
<b>LH</b>	Left Hand Access
<b>42</b>	42" High
<b>15</b>	15" Wide
<b>B</b>	Box Drawer
<b>B</b>	Box Drawer
<b>F</b>	File Drawer
<b>L</b>	Locking
<b>117</b>	Soft Grey paint finish

#### Specification Information

For non-locking towers, deduct \$60 from the list price for single door and double door units or \$75 list for wardrobe units. Substitute the "L" suffix with an "N" within the pattern number to designate a non-locking unit, example (DT3SLH5015BBFN)

"M" drawers consisting of a box drawer body with a file drawer head are available by substituting any two "B" or any one "F" character within the pattern number, example (DT3SLH5015MFN). Multiple "M" drawers may be specified providing they equal the total modules available.

A 6" drawer, behind a cupboard door is available by adding the numeral 1 to the end of the pattern number, example (DT3SLH6415BBFL1)**Note:** 6" drawers behind doors are not available within the wardrobe portion of towers. Drawers behind doors can be specified with fronts painted in one of 6 accent colors. If an accent color is not selected the fronts will be painted black. Accent colors include, (MEY) Memo Yellow, (MRG) Marine Grey, (SFG) Seafoam Green, (REG) Robbins Egg Blue, (SSP) Sunset Pink and (KRD) Knoll Red.

**Note: Drawer behind door list pricing is as follows: 1= \$250**

#### Application Notes

Hanging rails and other accessories are not included and must be ordered separately. Hanging rails are included with 24" and 30" wide lateral drawers only. (See *Tower Accessories for pricing and order entry information*)

Half depth adjustable shelves and coat hooks may be ordered separately allowing the cupboard area of the 15", 24" and 30" wide towers to support binders as well as shorter coats. (See *Tower Accessories for pricing and order entry information*)**Note: Series 2 Steel front doors are standard without a handle. Handles may be ordered for cupboard doors as a special.**

Single door towers: Include (2) locks

Double door towers: Include (2) locks

Wardrobe towers: Include (3) locks

15" wide Side Access Bookcase and Display towers: Include (1) lock

24" wide Side Access Bookcase and Display towers: Include (2) locks

#### Critical Dimensions

Dimensions under, **w**, **d** and **h** are actual to the nearest 1/16"

42", 50", 57" and 64" Tower Internal Dimensions

- Box and M drawer height: 4 5/16"
- Box and M drawer width: 12 1/16"
- Box and M drawer depth: 18 3/8"
- File drawer height: 9 1/4"
- File drawer width: 12 1/16"
- File drawer depth: 18 3/8"

**Note:** All towers are configured from the top down with standard combinations of box and file drawers.

**Note:** Template pull wardrobes and cabinet doors utilize a pull and self closing hinge in place of touch latch.

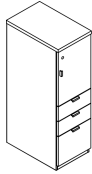
# Storage Towers Steel Front - Template Pull

Series 2 Storage

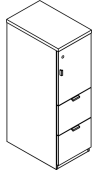
## 15" Wide Storage Towers

### 50" High

description	type	w	d	h	lock	pattern no.	P1	P2	P3
50" High Single Door tower with no drawers (right hand shown)	left hand	14 <sup>7</sup> / <sub>8</sub> "	23 <sup>1</sup> / <sub>2</sub> "	48 <sup>3</sup> / <sub>16</sub> "	Y	<b>BT3SLH5015LS</b>	\$1,809.	\$1,990.	\$2,170.
	right hand	14 <sup>7</sup> / <sub>8</sub> "	23 <sup>1</sup> / <sub>2</sub> "	48 <sup>3</sup> / <sub>16</sub> "	Y	<b>BT3SRH5015LS</b>	1,809.	1,990.	2,170.
50" High Single Door tower with two box and one file drawer (right hand shown)	left hand	14 <sup>7</sup> / <sub>8</sub> "	23 <sup>1</sup> / <sub>2</sub> "	48 <sup>3</sup> / <sub>16</sub> "	Y	<b>BT3SLH5015BBFLS</b>	1,927.	2,216.	2,311.
	right hand	14 <sup>7</sup> / <sub>8</sub> "	23 <sup>1</sup> / <sub>2</sub> "	48 <sup>3</sup> / <sub>16</sub> "	Y	<b>BT3SRH5015BBFLS</b>	1,927.	2,216.	2,311.



50" High Single Door tower with two file drawers (right hand shown)	left hand	14 <sup>7</sup> / <sub>8</sub> "	23 <sup>1</sup> / <sub>2</sub> "	48 <sup>3</sup> / <sub>16</sub> "	Y	<b>BT3SLH5015FFLS</b>	1,737.	1,998.	2,084.
	right hand	14 <sup>7</sup> / <sub>8</sub> "	23 <sup>1</sup> / <sub>2</sub> "	48 <sup>3</sup> / <sub>16</sub> "	Y	<b>BT3SRH5015FFLS</b>	1,737.	1,998.	2,084.



#### Order Code

Example:	<b>BT3SBLH5015BBFLS-117</b>
<b>BT3</b>	Series 2 Steel Front
<b>SB</b>	Side Access Bookcase
<b>LH</b>	Left Hand Access
<b>50</b>	50" High
<b>15</b>	15" Wide
<b>B</b>	Box Drawer
<b>B</b>	Box Drawer
<b>F</b>	File Drawer
<b>L</b>	Locking
<b>117</b>	Soft Grey paint finish

#### Specification Information

For non-locking towers, deduct \$60 from the list price for single door and double door units or \$75 list for wardrobe units. Substitute the "L" suffix with an "N" within the pattern number to designate a non-locking unit, example (DT3SLH5015BBFN)

"M" drawers consisting of a box drawer body with a file drawer head are available by substituting any two "B" or any one "F" character within the pattern number, example (DT3SLH5015MFN). Multiple "M" drawers may be specified providing they equal the total modules available.

A 6" drawer, behind a cupboard door is available by adding the numeral 1 to the end of the pattern number, example (DT3SLH6415BBFL1)**Note:** 6" drawers behind doors are not available within the wardrobe portion of towers. Drawers behind doors can be specified with fronts painted in one of 6 accent colors. If an accent color is not selected the fronts will be painted black. Accent colors include, (MEY) Memo Yellow, (MRG) Marine Grey, (SFG) Seafoam Green, (REG) Robbins Egg Blue, (SSP) Sunset Pink and (KRD) Knoll Red.

**Note: Drawer behind door list pricing is as follows: 1= \$250**

#### Application Notes

Hanging rails and other accessories are not included and must be ordered separately. Hanging rails are included with 24" and 30" wide lateral drawers only. (See *Tower Accessories for pricing and order entry information*)

Half depth adjustable shelves and coat hooks may be ordered separately allowing the cupboard area of the 15", 24" and 30" wide towers to support binders as well as shorter coats. (See *Tower Accessories for pricing and order entry information*)**Note:** Series 2 Steel front doors are standard without a handle. Handles may be ordered for cupboard doors as a special.

Single door towers: Include (2) locks

Double door towers: Include (2) locks

Wardrobe towers: Include (3) locks

15" wide Side Access Bookcase and Display towers: Include (1) lock

24" wide Side Access Bookcase and Display towers: Include (2) locks

Single door tower (50"h and 57"h) with no drawers include one fixed shelf and one adjustable shelf. 64"h includes one fixed shelf and two adjustable shelves. Fixed shelf is positioned just below worksurface height.

#### Critical Dimensions

Dimensions under, **w**, **d** and **h** are actual to the nearest 1/16"

42", 50", 57" and 64" Tower Internal Dimensions

- Box and M drawer height: 4<sup>3</sup>/<sub>16</sub>"
- Box and M drawer width: 12<sup>1</sup>/<sub>16</sub>"
- Box and M drawer depth: 18<sup>3</sup>/<sub>8</sub>"
- File drawer height: 9<sup>1</sup>/<sub>4</sub>"
- File drawer width: 12<sup>1</sup>/<sub>16</sub>"
- File drawer depth: 18<sup>3</sup>/<sub>8</sub>"

**Note:** All towers are configured from the top down with standard combinations of box and file drawers.

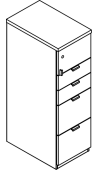
**Note:** Template pull wardrobes and cabinet doors utilize a pull and self closing hinge in place of touch latch.

# Storage Towers Steel Front - Template Pull

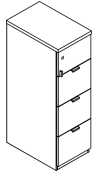
## 15" Wide Storage Towers

### 50" High

description	type	w	d	h	lock	pattern no.	P1	P2	P3
50" High Single Door tower with two box and two file drawers (right hand shown)	left hand	14 <sup>7</sup> / <sub>8</sub> "	23 <sup>1</sup> / <sub>2</sub> "	48 <sup>5</sup> / <sub>16</sub> "	Y	<b>BT3SLH5015BBFFLS</b>	\$2,107.	\$2,424.	\$2,531.
	right hand	14 <sup>7</sup> / <sub>8</sub> "	23 <sup>1</sup> / <sub>2</sub> "	48 <sup>5</sup> / <sub>16</sub> "	Y	<b>BT3SRH5015BBFFLS</b>	2,107.	2,424.	2,531.



50" High Single Door tower with three file drawers (right hand shown)	left hand	14 <sup>7</sup> / <sub>8</sub> "	23 <sup>1</sup> / <sub>2</sub> "	48 <sup>5</sup> / <sub>16</sub> "	Y	<b>BT3SLH5015FFFLS</b>	1,950.	2,241.	2,339.
	right hand	14 <sup>7</sup> / <sub>8</sub> "	23 <sup>1</sup> / <sub>2</sub> "	48 <sup>5</sup> / <sub>16</sub> "	Y	<b>BT3SRH5015FFFLS</b>	1,950.	2,241.	2,339.



#### Order Code

Example:	<b>BT3SBLH5015BBFLS-117</b>
<b>BT3</b>	Series 2 Steel Front
<b>SB</b>	Side Access Bookcase
<b>LH</b>	Left Hand Access
<b>50</b>	50" High
<b>15</b>	15" Wide
<b>B</b>	Box Drawer
<b>B</b>	Box Drawer
<b>F</b>	File Drawer
<b>L</b>	Locking
<b>117</b>	Soft Grey paint finish

#### Specification Information

For non-locking towers, deduct \$60 from the list price for single door and double door units or \$75 list for wardrobe units. Substitute the "L" suffix with an "N" within the pattern number to designate a non-locking unit, example (DT3SLH5015BBFN)

"M" drawers consisting of a box drawer body with a file drawer head are available by substituting any two "B" or any one "F" character within the pattern number, example (DT3SLH5015MFN). Multiple "M" drawers may be specified providing they equal the total modules available.

A 6" drawer, behind a cupboard door is available by adding the numeral 1 to the end of the pattern number, example (DT3SLH6415BBFL1)**Note:** 6" drawers behind doors are not available within the wardrobe portion of towers. Drawers behind doors can be specified with fronts painted in one of 6 accent colors. If an accent color is not selected the fronts will be painted black. Accent colors include, (MEY) Memo Yellow, (MRG) Marine Grey, (SFG) Seafoam Green, (REG) Robbins Egg Blue, (SSP) Sunset Pink and (KRD) Knoll Red.

**Note: Drawer behind door list pricing is as follows: 1= \$250**

#### Application Notes

Hanging rails and other accessories are not included and must be ordered separately. Hanging rails are included with 24" and 30" wide lateral drawers only. (See *Tower Accessories for pricing and order entry information*)

Half depth adjustable shelves and coat hooks may be ordered separately allowing the cupboard area of the 15", 24" and 30" wide towers to support binders as well as shorter coats. (See *Tower Accessories for pricing and order entry information*)**Note:** Series 2 Steel front doors are standard without a handle. Handles may be ordered for cupboard doors as a special.

Single door towers: Include (2) locks

Double door towers: Include (2) locks

Wardrobe towers: Include (3) locks

15" wide Side Access Bookcase and Display towers: Include (1) lock

24" wide Side Access Bookcase and Display towers: Include (2) locks

Single door tower (50"h and 57"h) with no drawers include one fixed shelf and one adjustable shelf. 64"h includes one fixed shelf and two adjustable shelves. Fixed shelf is positioned just below worksurface height.

#### Critical Dimensions

Dimensions under, **w**, **d** and **h** are actual to the nearest 1/16"

42", 50", 57" and 64" Tower Internal Dimensions

- Box and M drawer height: 4<sup>3</sup>/<sub>16</sub>"
- Box and M drawer width: 12<sup>1</sup>/<sub>16</sub>"
- Box and M drawer depth: 18<sup>3</sup>/<sub>8</sub>"
- File drawer height: 9<sup>1</sup>/<sub>4</sub>"
- File drawer width: 12<sup>1</sup>/<sub>16</sub>"
- File drawer depth: 18<sup>3</sup>/<sub>8</sub>"

**Note:** All towers are configured from the top down with standard combinations of box and file drawers.

**Note:** Template pull wardrobes and cabinet doors utilize a pull and self closing hinge in place of touch latch.

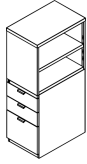
# Storage Towers Steel Front - Template Pull

Series 2 Storage

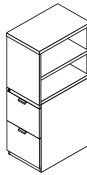
## 15" Wide Storage Towers

### 50" High

description	type	w	d	h	lock	pattern no.	P1	P2	P3
50" High Side Access Bookcase tower with two box and one file drawer (right hand shown)	left hand	14 <sup>7</sup> / <sub>8</sub> "	23 <sup>1</sup> / <sub>2</sub> "	48 <sup>5</sup> / <sub>16</sub> "	Y	<b>BT3SBLH5015BBFLS</b>	\$1,733.	\$1,991.	\$2,080.
	right hand	14 <sup>7</sup> / <sub>8</sub> "	23 <sup>1</sup> / <sub>2</sub> "	48 <sup>5</sup> / <sub>16</sub> "	Y	<b>BT3SBRH5015BBFLS</b>	1,733.	1,991.	2,080.



50" High Side Access Bookcase tower with two file drawers (right hand shown)	left hand	14 <sup>7</sup> / <sub>8</sub> "	23 <sup>1</sup> / <sub>2</sub> "	48 <sup>5</sup> / <sub>16</sub> "	Y	<b>BT3SBLH5015FFLS</b>	1,643.	1,890.	1,972.
	right hand	14 <sup>7</sup> / <sub>8</sub> "	23 <sup>1</sup> / <sub>2</sub> "	48 <sup>5</sup> / <sub>16</sub> "	Y	<b>BT3SBRH5015FFLS</b>	1,643.	1,890.	1,972.



#### Order Code

Example:	<b>BT3SBLH5015BBFLS-117</b>
<b>BT3</b>	Series 2 Steel Front
<b>SB</b>	Side Access Bookcase
<b>LH</b>	Left Hand Access
<b>50</b>	50" High
<b>15</b>	15" Wide
<b>B</b>	Box Drawer
<b>B</b>	Box Drawer
<b>F</b>	File Drawer
<b>L</b>	Locking
<b>117</b>	Soft Grey paint finish

#### Specification Information

For non-locking towers, deduct \$60 from the list price for single door and double door units or \$75 list for wardrobe units. Substitute the "L" suffix with an "N" within the pattern number to designate a non-locking unit, example (DT3SLH5015BBFN)

"M" drawers consisting of a box drawer body with a file drawer head are available by substituting any two "B" or any one "F" character within the pattern number, example (DT3SLH5015MFN). Multiple "M" drawers may be specified providing they equal the total modules available.

A 6" drawer, behind a cupboard door is available by adding the numeral 1 to the end of the pattern number, example (DT3SLH6415BBFL1)**Note:** 6" drawers behind doors are not available within the wardrobe portion of towers. Drawers behind doors can be specified with fronts painted in one of 6 accent colors. If an accent color is not selected the fronts will be painted black. Accent colors include, (MEY) Memo Yellow, (MRG) Marine Grey, (SFG) Seafoam Green, (REG) Robbins Egg Blue, (SSP) Sunset Pink and (KRD) Knoll Red.

**Note: Drawer behind door list pricing is as follows: 1= \$250**

#### Application Notes

Hanging rails and other accessories are not included and must be ordered separately. Hanging rails are included with 24" and 30" wide lateral drawers only. (See *Tower Accessories for pricing and order entry information*)

Half depth adjustable shelves and coat hooks may be ordered separately allowing the cupboard area of the 15", 24" and 30" wide towers to support binders as well as shorter coats. (See *Tower Accessories for pricing and order entry information*)**Note:** Series 2 Steel front doors are standard without a handle. Handles may be ordered for cupboard doors as a special.

Single door towers: Include (2) locks

Double door towers: Include (2) locks

Wardrobe towers: Include (3) locks

15" wide Side Access Bookcase and Display towers: Include (1) lock

24" wide Side Access Bookcase and Display towers: Include (2) locks

Single door tower (50"h and 57"h) with no drawers include one fixed shelf and one adjustable shelf. 64"h includes on fixed shelf and two adjustable shelves. Fixed shelf is positioned just below worksurface height.

#### Critical Dimensions

Dimensions under, **w**, **d** and **h** are actual to the nearest 1/16"

42", 50", 57" and 64" Tower Internal Dimensions

- Box and M drawer height: 4<sup>3</sup>/<sub>16</sub>"
- Box and M drawer width: 12<sup>1</sup>/<sub>16</sub>"
- Box and M drawer depth: 18<sup>3</sup>/<sub>8</sub>"
- File drawer height: 9<sup>1</sup>/<sub>4</sub>"
- File drawer width: 12<sup>1</sup>/<sub>16</sub>"
- File drawer depth: 18<sup>3</sup>/<sub>8</sub>"

**Note:** All towers are configured from the top down with standard combinations of box and file drawers.

**Note:** Template pull wardrobes and cabinet doors utilize a pull and self closing hinge in place of touch latch.

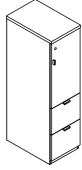


# Storage Towers Steel Front - Template Pull

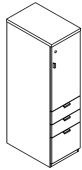
## 15" Wide Storage Towers

### 57" High

description	type	w	d	h	lock	pattern no.	P1	P2	P3
57" High Single Door tower with no drawers (right hand shown)	left hand	14 <sup>7</sup> / <sub>8</sub> "	23 <sup>1</sup> / <sub>2</sub> "	56 <sup>3</sup> / <sub>16</sub> "	Y	<b>BT3SLH5715LS</b>	\$1,855.	\$2,040.	\$2,226.
	right hand	14 <sup>7</sup> / <sub>8</sub> "	23 <sup>1</sup> / <sub>2</sub> "	56 <sup>3</sup> / <sub>16</sub> "	Y	<b>BT3SRH5715LS</b>	1,855.	2,040.	2,226.
57" High Single Door tower with two file drawers (right hand shown)	left hand	14 <sup>7</sup> / <sub>8</sub> "	23 <sup>1</sup> / <sub>2</sub> "	56 <sup>3</sup> / <sub>16</sub> "	Y	<b>BT3SLH5715FFLS</b>	1,782.	2,052.	2,137.
	right hand	14 <sup>7</sup> / <sub>8</sub> "	23 <sup>1</sup> / <sub>2</sub> "	56 <sup>3</sup> / <sub>16</sub> "	Y	<b>BT3SRH5715FFLS</b>	1,782.	2,052.	2,137.



57" High Single Door tower with two box and one file drawer (right hand shown)	left hand	14 <sup>7</sup> / <sub>8</sub> "	23 <sup>1</sup> / <sub>2</sub> "	56 <sup>3</sup> / <sub>16</sub> "	Y	<b>BT3SLH5715BBFLS</b>	1,972.	2,266.	2,365.
	right hand	14 <sup>7</sup> / <sub>8</sub> "	23 <sup>1</sup> / <sub>2</sub> "	56 <sup>3</sup> / <sub>16</sub> "	Y	<b>BT3SRH5715BBFLS</b>	1,972.	2,266.	2,365.



#### Order Code

Example:	<b>BT3SBLH5715BBFLS-117</b>
<b>BT3</b>	Series 2 Steel Front
<b>SB</b>	Side Access Bookcase
<b>LH</b>	Left Hand Access
<b>57</b>	57" High
<b>15</b>	15" Wide
<b>B</b>	Box Drawer
<b>B</b>	Box Drawer
<b>F</b>	File Drawer
<b>L</b>	Locking
<b>117</b>	Soft Grey paint finish

#### Specification Information

For non-locking towers, deduct \$60 from the list price for single door and double door units or \$75 list for wardrobe units. Substitute the "L" suffix with an "N" within the pattern number to designate a non-locking unit, example (DT3SLH5015BBFN)

"M" drawers consisting of a box drawer body with a file drawer head are available by substituting any two "B" or any one "F" character within the pattern number, example (DT3SLH5015MFN). Multiple "M" drawers may be specified providing they equal the total modules available.

A 6" drawer, behind a cupboard door is available by adding the numeral 1 to the end of the pattern number, example (DT3SLH6415BBFL1)**Note:** 6" drawers behind doors are not available within the wardrobe portion of towers. Drawers behind doors can be specified with fronts painted in one of 6 accent colors. If an accent color is not selected the fronts will be painted black. Accent colors include, (MEY) Memo Yellow, (MRG) Marine Grey, (SFG) Seafoam Green, (REG) Robbins Egg Blue, (SSP) Sunset Pink and (KRD) Knoll Red.

**Note: Drawer behind door list pricing is as follows: 1= \$250**

#### Application Notes

Hanging rails and other accessories are not included and must be ordered separately. Hanging rails are included with 24" and 30" wide lateral drawers only. (See *Tower Accessories for pricing and order entry information*)

Half depth adjustable shelves and coat hooks may be ordered separately allowing the cupboard area of the 15", 24" and 30" wide towers to support binders as well as shorter coats. (See *Tower Accessories for pricing and order entry information*)**Note:** Series 2 Steel front doors are standard without a handle. Handles may be ordered for cupboard doors as a special.

Single door towers: Include (2) locks

Double door towers: Include (2) locks

Wardrobe towers: Include (3) locks

15" wide Side Access Bookcase and Display towers: Include (1) lock

24" wide Side Access Bookcase and Display towers: Include (2) locks

Single door tower (50"h and 57"h) with no drawers include one fixed shelf and one adjustable shelf. 64"h includes on fixed shelf and two adjustable shelves. Fixed shelf is positioned just below worksurface height.

#### Critical Dimensions

Dimensions under, **w**, **d** and **h** are actual to the nearest 1/16"

42", 50", 57" and 64" Tower Internal Dimensions

- Box and M drawer height: 4<sup>5</sup>/<sub>16</sub>"
- Box and M drawer width: 12<sup>1</sup>/<sub>16</sub>"
- Box and M drawer depth: 18<sup>3</sup>/<sub>8</sub>"
- File drawer height: 9<sup>1</sup>/<sub>4</sub>"
- File drawer width: 12<sup>1</sup>/<sub>16</sub>"
- File drawer depth: 18<sup>3</sup>/<sub>8</sub>"

**Note:** All towers are configured from the top down with standard combinations of box and file drawers.

**Note:** Template pull wardrobes and cabinet doors utilize a pull and self closing hinge in place of touch latch.

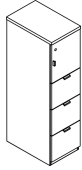
# Storage Towers Steel Front - Template Pull

Series 2 Storage

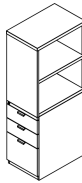
## 15" Wide Storage Towers

### 57" High

description	type	w	d	h	lock	pattern no.	P1	P2	P3
57" High Single Door tower with three file drawers (right hand shown)	left hand	14 <sup>7</sup> / <sub>8</sub> "	23 <sup>1</sup> / <sub>2</sub> "	56 <sup>3</sup> / <sub>16</sub> "	Y	<b>BT3SLH5715FFFLS</b>	\$1,994.	\$2,292.	\$2,389.
	right hand	14 <sup>7</sup> / <sub>8</sub> "	23 <sup>1</sup> / <sub>2</sub> "	56 <sup>3</sup> / <sub>16</sub> "	Y	<b>BT3SRH5715FFFLS</b>	1,994.	2,292.	2,389.



57" High Side Access Bookcase tower with two box and one file drawer (right hand shown)	left hand	14 <sup>7</sup> / <sub>8</sub> "	23 <sup>1</sup> / <sub>2</sub> "	56 <sup>3</sup> / <sub>16</sub> "	Y	<b>BT3SBLH5715BBFLS</b>	1,972.	2,266.	2,365.
	right hand	14 <sup>7</sup> / <sub>8</sub> "	23 <sup>1</sup> / <sub>2</sub> "	56 <sup>3</sup> / <sub>16</sub> "	Y	<b>BT3SBRH5715BBFLS</b>	1,972.	2,266.	2,365.



#### Order Code

Example: **BT3SBLH5715BBFLS-117**

<b>BT3</b>	Series 2 Steel Front
<b>SB</b>	Side Access Bookcase
<b>LH</b>	Left Hand Access
<b>57</b>	57" High
<b>15</b>	15" Wide
<b>B</b>	Box Drawer
<b>B</b>	Box Drawer
<b>F</b>	File Drawer
<b>L</b>	Locking
<b>117</b>	Soft Grey paint finish

#### Specification Information

For non-locking towers, deduct \$60 from the list price for single door and double door units or \$75 list for wardrobe units. Substitute the "L" suffix with an "N" within the pattern number to designate a non-locking unit, example (DT3SLH5015BBFN)

"M" drawers consisting of a box drawer body with a file drawer head are available by substituting any two "B" or any one "F" character within the pattern number, example (DT3SLH5015MFN). Multiple "M" drawers may be specified providing they equal the total modules available.

A 6" drawer, behind a cupboard door is available by adding the numeral 1 to the end of the pattern number, example (DT3SLH6415BBFL1)**Note:** 6" drawers behind doors are not available within the wardrobe portion of towers. Drawers behind doors can be specified with fronts painted in one of 6 accent colors. If an accent color is not selected the fronts will be painted black. Accent colors include, (MEY) Memo Yellow, (MRG) Marine Grey, (SFG) Seafoam Green, (REG) Robbins Egg Blue, (SSP) Sunset Pink and (KRD) Knoll Red.

**Note: Drawer behind door list pricing is as follows: 1= \$250**

#### Application Notes

Hanging rails and other accessories are not included and must be ordered separately. Hanging rails are included with 24" and 30" wide lateral drawers only. (See *Tower Accessories for pricing and order entry information*)

Half depth adjustable shelves and coat hooks may be ordered separately allowing the cupboard area of the 15", 24" and 30" wide towers to support binders as well as shorter coats. (See *Tower Accessories for pricing and order entry information*)**Note:** Series 2 Steel front doors are standard without a handle. Handles may be ordered for cupboard doors as a special.

Single door towers: Include (2) locks

Double door towers: Include (2) locks

Wardrobe towers: Include (3) locks

15" wide Side Access Bookcase and Display towers: Include (1) lock

24" wide Side Access Bookcase and Display towers: Include (2) locks

Single door tower (50"h and 57"h) with no drawers include one fixed shelf and one adjustable shelf. 64"h includes on fixed shelf and two adjustable shelves. Fixed shelf is positioned just below worksurface height.

#### Critical Dimensions

Dimensions under, **w**, **d** and **h** are actual to the nearest <sup>1</sup>/<sub>16</sub>"

42", 50", 57" and 64" Tower Internal Dimensions

- Box and M drawer height: 4<sup>5</sup>/<sub>16</sub>"
- Box and M drawer width: 12<sup>1</sup>/<sub>16</sub>"
- Box and M drawer depth: 18<sup>3</sup>/<sub>8</sub>"
- File drawer height: 9<sup>1</sup>/<sub>4</sub>"
- File drawer width: 12<sup>1</sup>/<sub>16</sub>"
- File drawer depth: 18<sup>3</sup>/<sub>8</sub>"

**Note:** All towers are configured from the top down with standard combinations of box and file drawers.

**Note:** Template pull wardrobes and cabinet doors utilize a pull and self closing hinge in place of touch latch.

# Storage Towers Steel Front - Template Pull

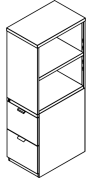
## 15" Wide Storage Towers

### 57" High

Series 2 Storage

Series 2 Steel Front Storage

description	type	w	d	h	lock	pattern no.	P1	P2	P3
57" High Side Access Bookcase tower with two file drawers (right hand shown)	left hand	14 <sup>7</sup> / <sub>8</sub> "	23 <sup>1</sup> / <sub>2</sub> "	56 <sup>3</sup> / <sub>16</sub> "	Y	<b>BT3SBLH5715FFLS</b>	\$1,782.	\$2,052.	\$2,137.
	right hand	14 <sup>7</sup> / <sub>8</sub> "	23 <sup>1</sup> / <sub>2</sub> "	56 <sup>3</sup> / <sub>16</sub> "	Y	<b>BT3SBRH5715FFLS</b>	1,782.	2,052.	2,137.



#### Order Code

Example:	<b>BT3SBLH5715BBFLS-117</b>
<b>BT3</b>	Series 2 Steel Front
<b>SB</b>	Side Access Bookcase
<b>LH</b>	Left Hand Access
<b>57</b>	57" High
<b>15</b>	15" Wide
<b>B</b>	Box Drawer
<b>B</b>	Box Drawer
<b>F</b>	File Drawer
<b>L</b>	Locking
<b>117</b>	Soft Grey paint finish

#### Specification Information

For non-locking towers, deduct \$60 from the list price for single door and double door units or \$75 list for wardrobe units. Substitute the "L" suffix with an "N" within the pattern number to designate a non-locking unit, example (DT3SLH5015BBFN)

"M" drawers consisting of a box drawer body with a file drawer head are available by substituting any two "B" or any one "F" character within the pattern number, example (DT3SLH5015MFN). Multiple "M" drawers may be specified providing they equal the total modules available.

A 6" drawer, behind a cupboard door is available by adding the numeral 1 to the end of the pattern number, example (DT3SLH6415BBFL1)**Note:** 6" drawers behind doors are not available within the wardrobe portion of towers. Drawers behind doors can be specified with fronts painted in one of 6 accent colors. If an accent color is not selected the fronts will be painted black. Accent colors include, (MEY) Memo Yellow, (MRG) Marine Grey, (SFG) Seafoam Green, (REG) Robbins Egg Blue, (SSP) Sunset Pink and (KRD) Knoll Red.

**Note: Drawer behind door list pricing is as follows: 1= \$250**

#### Application Notes

Hanging rails and other accessories are not included and must be ordered separately. Hanging rails are included with 24" and 30" wide lateral drawers only. (See *Tower Accessories for pricing and order entry information*)

Half depth adjustable shelves and coat hooks may be ordered separately allowing the cupboard area of the 15", 24" and 30" wide towers to support binders as well as shorter coats. (See *Tower Accessories for pricing and order entry information*)**Note:** Series 2 Steel front doors are standard without a handle. Handles may be ordered for cupboard doors as a special.

Single door towers: Include (2) locks

Double door towers: Include (2) locks

Wardrobe towers: Include (3) locks

15" wide Side Access Bookcase and Display towers: Include (1) lock

24" wide Side Access Bookcase and Display towers: Include (2) locks

Single door tower (50"h and 57"h) with no drawers include one fixed shelf and one adjustable shelf. 64"h includes on fixed shelf and two adjustable shelves. Fixed shelf is positioned just below worksurface height.

#### Critical Dimensions

Dimensions under, w, d and h are actual to the nearest 1/16"

42", 50", 57" and 64" Tower Internal Dimensions

- Box and M drawer height: 4<sup>5</sup>/<sub>16</sub>"
- Box and M drawer width: 12<sup>1</sup>/<sub>16</sub>"
- Box and M drawer depth: 18<sup>3</sup>/<sub>8</sub>"
- File drawer height: 9<sup>1</sup>/<sub>4</sub>"
- File drawer width: 12<sup>1</sup>/<sub>16</sub>"
- File drawer depth: 18<sup>3</sup>/<sub>8</sub>"

**Note:** All towers are configured from the top down with standard combinations of box and file drawers.

**Note:** Template pull wardrobes and cabinet doors utilize a pull and self closing hinge in place of touch latch.

# Storage Towers Steel Front - Template Pull

## 15" Wide Storage Towers

### 64" High

Series 2 Storage

description	type	w	d	h	lock	pattern no.	P1	P2	P3
64" High Single Door tower with no drawers (right hand shown)	left hand	14 <sup>7</sup> / <sub>8</sub> "	23 <sup>1</sup> / <sub>2</sub> "	63 <sup>3</sup> / <sub>16</sub> "	Y	<b>BT3SLH6415LS</b>	\$1,933.	\$2,127.	\$2,320.
	right hand	14 <sup>7</sup> / <sub>8</sub> "	23 <sup>1</sup> / <sub>2</sub> "	63 <sup>3</sup> / <sub>16</sub> "	Y	<b>BT3SRH6415LS</b>	1,933.	2,127.	2,320.
64" High Single Door tower with two box and one file drawer (right hand shown)	left hand	14 <sup>7</sup> / <sub>8</sub> "	23 <sup>1</sup> / <sub>2</sub> "	63 <sup>3</sup> / <sub>16</sub> "	Y	<b>BT3SLH6415BBFLS</b>	2,017.	2,320.	2,418.
	right hand	14 <sup>7</sup> / <sub>8</sub> "	23 <sup>1</sup> / <sub>2</sub> "	63 <sup>3</sup> / <sub>16</sub> "	Y	<b>BT3SRH6415BBFLS</b>	2,017.	2,320.	2,418.



64" High Single Door tower with two file drawers (right hand shown)	left hand	14 <sup>7</sup> / <sub>8</sub> "	23 <sup>1</sup> / <sub>2</sub> "	63 <sup>3</sup> / <sub>16</sub> "	Y	<b>BT3SLH6415FFLS</b>	1,828.	2,103.	2,195.
	right hand	14 <sup>7</sup> / <sub>8</sub> "	23 <sup>1</sup> / <sub>2</sub> "	63 <sup>3</sup> / <sub>16</sub> "	Y	<b>BT3SRH6415FFLS</b>	1,828.	2,103.	2,195.



#### Order Code

Example:	<b>BT3SBLH6415BBFLS-117</b>
<b>BT3</b>	Series 2 Steel Front
<b>SB</b>	Side Access Bookcase
<b>LH</b>	Left Hand Access
<b>64</b>	64" High
<b>15</b>	15" Wide
<b>B</b>	Box Drawer
<b>B</b>	Box Drawer
<b>F</b>	File Drawer
<b>L</b>	Locking
<b>117</b>	Soft Grey paint finish

#### Specification Information

For non-locking towers, deduct \$60 from the list price for single door and double door units or \$75 list for wardrobe units. Substitute the "L" suffix with an "N" within the pattern number to designate a non-locking unit, example (DT3SLH5015BBFN)

"M" drawers consisting of a box drawer body with a file drawer head are available by substituting any two "B" or any one "F" character within the pattern number, example (DT3SLH5015MFN). Multiple "M" drawers may be specified providing they equal the total modules available.

A 6" drawer, behind a cupboard door is available by adding the numeral 1 to the end of the pattern number, example (DT3SLH6415BBFL1)**Note:** 6" drawers behind doors are not available within the wardrobe portion of towers. Drawers behind doors can be specified with fronts painted in one of 6 accent colors. If an accent color is not selected the fronts will be painted black. Accent colors include, (MEY) Memo Yellow, (MRG) Marine Grey, (SFG) Seafoam Green, (REG) Robbins Egg Blue, (SSP) Sunset Pink and (KRD) Knoll Red.

**Note: Drawer behind door list pricing is as follows: 1= \$250**

#### Application Notes

Hanging rails and other accessories are not included and must be ordered separately. Hanging rails are included with 24" and 30" wide lateral drawers only. (See Tower Accessories for pricing and order entry information)

Half depth adjustable shelves and coat hooks may be ordered separately allowing the cupboard area of the 15", 24" and 30" wide towers to support binders as well as shorter coats. (See Tower Accessories for pricing and order entry information)**Note:** Series 2 Steel front doors are standard without a handle. Handles may be ordered for cupboard doors as a special.

Single door towers: Include (2) locks

Double door towers: Include (2) locks

Wardrobe towers: Include (3) locks

15" wide Side Access Bookcase and Display towers: Include (1) lock

24" wide Side Access Bookcase and Display towers: Include (2) locks

Single door tower (50"h and 57"h) with no drawers include one fixed shelf and one adjustable shelf. 64"h includes one fixed shelf and two adjustable shelves. Fixed shelf is positioned just below worksurface height.

Dimensions under, **w**, **d** and **h** are actual to the nearest 1/16"

42", 50", 57" and 64" Tower Internal Dimensions

- Box and M drawer height: 4<sup>3</sup>/<sub>16</sub>"
- Box and M drawer width: 12<sup>1</sup>/<sub>16</sub>"
- Box and M drawer depth: 18<sup>3</sup>/<sub>8</sub>"
- File drawer height: 9<sup>1</sup>/<sub>4</sub>"
- File drawer width: 12<sup>1</sup>/<sub>16</sub>"
- File drawer depth: 18<sup>3</sup>/<sub>8</sub>"

**Note:** All towers are configured from the top down with standard combinations of box and file drawers.

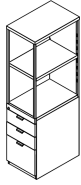
**Note:** Template pull wardrobes and cabinet doors utilize a pull and self closing hinge in place of touch latch.

# Storage Towers Steel Front - Template Pull

## 15" Wide Storage Towers

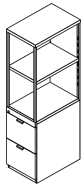
### 64" High

description	type	w	d	h	lock	pattern no.	P1	P2	P3
64" High Side Access Display tower with two box and one file drawer (right hand shown)	left hand	14 <sup>7</sup> / <sub>8</sub> "	23 1/2"	63 <sup>5</sup> / <sub>16</sub> "	Y	<b>BT3BDLH6415BBFLS</b>	\$1,816.	\$2,089.	\$2,178.
	right hand	14 <sup>7</sup> / <sub>8</sub> "	23 1/2"	63 <sup>5</sup> / <sub>16</sub> "	Y	<b>BT3BDRH6415BBFLS</b>	1,816.	2,089.	2,178.



**Note:** Display towers are open to access on two sides, i.e., the front and one side.

64" High Side Access Display tower with two file drawers (right hand shown)	left hand	14 <sup>7</sup> / <sub>8</sub> "	23 1/2"	63 <sup>5</sup> / <sub>16</sub> "	Y	<b>BT3BDLH6415FFLS</b>	1,726.	1,987.	2,070.
	right hand	14 <sup>7</sup> / <sub>8</sub> "	23 1/2"	63 <sup>5</sup> / <sub>16</sub> "	Y	<b>BT3BDRH6415FFLS</b>	1,726.	1,987.	2,070.



**Note:** Display towers are open to access on two sides, i.e., the front and one side.

#### Order Code

Example:	<b>BT3SBLH6415BBFLS-117</b>
<b>BT3</b>	Series 2 Steel Front
<b>SB</b>	Side Access Bookcase
<b>LH</b>	Left Hand Access
<b>64</b>	64" High
<b>15</b>	15" Wide
<b>B</b>	Box Drawer
<b>B</b>	Box Drawer
<b>F</b>	File Drawer
<b>L</b>	Locking
<b>117</b>	Soft Grey paint finish

#### Specification Information

For non-locking towers, deduct \$60 from the list price for single door and double door units or \$75 list for wardrobe units. Substitute the "L" suffix with an "N" within the pattern number to designate a non-locking unit, example (DT3SLH5015BBFN)

"M" drawers consisting of a box drawer body with a file drawer head are available by substituting any two "B" or any one "F" character within the pattern number, example (DT3SLH5015MFN). Multiple "M" drawers may be specified providing they equal the total modules available.

A 6" drawer, behind a cupboard door is available by adding the numeral 1 to the end of the pattern number, example (DT3SLH6415BBFL1)**Note:** 6" drawers behind doors are not available within the wardrobe portion of towers. Drawers behind doors can be specified with fronts painted in one of 6 accent colors. If an accent color is not selected the fronts will be painted black. Accent colors include, (MEY) Memo Yellow, (MRG) Marine Grey, (SFG) Seafoam Green, (REG) Robbins Egg Blue, (SSP) Sunset Pink and (KRD) Knoll Red.

**Note: Drawer behind door list pricing is as follows: 1= \$250**

#### Application Notes

Hanging rails and other accessories are not included and must be ordered separately. Hanging rails are included with 24" and 30" wide lateral drawers only. (See *Tower Accessories for pricing and order entry information*)

Half depth adjustable shelves and coat hooks may be ordered separately allowing the cupboard area of the 15", 24" and 30" wide towers to support binders as well as shorter coats. (See *Tower Accessories for pricing and order entry information*)**Note:** Series 2 Steel front doors are standard without a handle. Handles may be ordered for cupboard doors as a special.

Single door towers: Include (2) locks

Double door towers: Include (2) locks

Wardrobe towers: Include (3) locks

15" wide Side Access Bookcase and Display towers: Include (1) lock

24" wide Side Access Bookcase and Display towers: Include (2) locks

Single door tower (50"h and 57"h) with no drawers include one fixed shelf and one adjustable shelf. 64"h includes on fixed shelf and two adjustable shelves. Fixed shelf is positioned just below worksurface height.

Dimensions under, **w**, **d** and **h** are actual to the nearest 1/16"

42", 50", 57" and 64" Tower Internal Dimensions

- Box and M drawer height: 4<sup>3</sup>/<sub>16</sub>"
- Box and M drawer width: 12<sup>1</sup>/<sub>16</sub>"
- Box and M drawer depth: 18<sup>3</sup>/<sub>8</sub>"
- File drawer height: 9<sup>1</sup>/<sub>4</sub>"
- File drawer width: 12<sup>1</sup>/<sub>16</sub>"
- File drawer depth: 18<sup>3</sup>/<sub>8</sub>"

**Note:** All towers are configured from the top down with standard combinations of box and file drawers.

**Note:** Template pull wardrobes and cabinet doors utilize a pull and self closing hinge in place of touch latch.

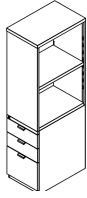
# Storage Towers Steel Front - Template Pull

## 15" Wide Storage Towers

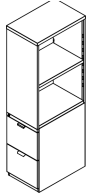
### 64" High

Series 2 Storage

description	type	w	d	h	lock	pattern no.	P1	P2	P3
64" High Side Access Bookcase tower with two box and one file drawer (right hand shown)	left hand	14 <sup>7</sup> / <sub>8</sub> "	23 <sup>1</sup> / <sub>2</sub> "	63 <sup>5</sup> / <sub>16</sub> "	Y	<b>BT3SBLH6415BBFLS</b>	\$1,792.	\$2,063.	\$2,151.
	right hand	14 <sup>7</sup> / <sub>8</sub> "	23 <sup>1</sup> / <sub>2</sub> "	63 <sup>5</sup> / <sub>16</sub> "	Y	<b>BT3SBRH6415BBFLS</b>	1,792.	2,063.	2,151.



64" High Side Access Bookcase tower with two file drawers (right hand shown)	left hand	14 <sup>7</sup> / <sub>8</sub> "	23 <sup>1</sup> / <sub>2</sub> "	63 <sup>5</sup> / <sub>16</sub> "	Y	<b>BT3SBLH6415FFLS</b>	1,706.	1,960.	2,044.
	right hand	15"	23 <sup>1</sup> / <sub>2</sub> "	63 <sup>5</sup> / <sub>16</sub> "	Y	<b>BT3SBRH6415FFLS</b>	1,706.	1,960.	2,044.



#### Order Code

Example:	<b>BT3SBLH6415BBFLS-117</b>
<b>BT3</b>	Series 2 Steel Front
<b>SB</b>	Side Access Bookcase
<b>LH</b>	Left Hand Access
<b>64</b>	64" High
<b>15</b>	15" Wide
<b>B</b>	Box Drawer
<b>B</b>	Box Drawer
<b>F</b>	File Drawer
<b>L</b>	Locking
<b>117</b>	Soft Grey paint finish

#### Specification Information

For non-locking towers, deduct \$60 from the list price for single door and double door units or \$75 list for wardrobe units. Substitute the "L" suffix with an "N" within the pattern number to designate a non-locking unit, example (DT3SLH5015BBFN)

"M" drawers consisting of a box drawer body with a file drawer head are available by substituting any two "B" or any one "F" character within the pattern number, example (DT3SLH5015MFN). Multiple "M" drawers may be specified providing they equal the total modules available.

A 6" drawer, behind a cupboard door is available by adding the numeral 1 to the end of the pattern number, example (DT3SLH6415BBFL1)**Note:** 6" drawers behind doors are not available within the wardrobe portion of towers. Drawers behind doors can be specified with fronts painted in one of 6 accent colors. If an accent color is not selected the fronts will be painted black. Accent colors include, (MEY) Memo Yellow, (MRG) Marine Grey, (SFG) Seafoam Green, (REG) Robbins Egg Blue, (SSP) Sunset Pink and (KRD) Knoll Red.

**Note: Drawer behind door list pricing is as follows: 1= \$250**

#### Application Notes

Hanging rails and other accessories are not included and must be ordered separately. Hanging rails are included with 24" and 30" wide lateral drawers only. (See *Tower Accessories for pricing and order entry information*)

Half depth adjustable shelves and coat hooks may be ordered separately allowing the cupboard area of the 15", 24" and 30" wide towers to support binders as well as shorter coats. (See *Tower Accessories for pricing and order entry information*)**Note:** Series 2 Steel front doors are standard without a handle. Handles may be ordered for cupboard doors as a special.

Single door towers: Include (2) locks

Double door towers: Include (2) locks

Wardrobe towers: Include (3) locks

15" wide Side Access Bookcase and Display towers: Include (1) lock

24" wide Side Access Bookcase and Display towers: Include (2) locks

Single door tower (50"h and 57"h) with no drawers include one fixed shelf and one adjustable shelf. 64"h includes on fixed shelf and two adjustable shelves. Fixed shelf is positioned just below worksurface height.

Dimensions under, **w**, **d** and **h** are actual to the nearest 1/16"

42", 50", 57" and 64" Tower Internal Dimensions

- Box and M drawer height: 4<sup>5</sup>/<sub>16</sub>"
- Box and M drawer width: 12<sup>1</sup>/<sub>16</sub>"
- Box and M drawer depth: 18<sup>3</sup>/<sub>8</sub>"
- File drawer height: 9<sup>1</sup>/<sub>4</sub>"
- File drawer width: 12<sup>1</sup>/<sub>16</sub>"
- File drawer depth: 18<sup>3</sup>/<sub>8</sub>"

**Note:** All towers are configured from the top down with standard combinations of box and file drawers.

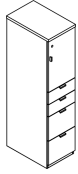
**Note:** Template pull wardrobes and cabinet doors utilize a pull and self closing hinge in place of touch latch.

# Storage Towers Steel Front - Template Pull

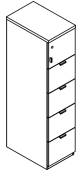
## 15" Wide Storage Towers

### 64" High

description	type	w	d	h	lock	pattern no.	P1	P2	P3
64" High Single Door tower with two box and two file drawers (right hand shown)	left hand	14 <sup>7</sup> / <sub>8</sub> "	23 <sup>1</sup> / <sub>2</sub> "	63 <sup>5</sup> / <sub>16</sub> "	Y	<b>BT3SLH6415BBFFLS</b>	\$2,182.	\$2,508.	\$2,618.
	right hand	14 <sup>7</sup> / <sub>8</sub> "	23 <sup>1</sup> / <sub>2</sub> "	63 <sup>5</sup> / <sub>16</sub> "	Y	<b>BT3SRH6415BBFFLS</b>	2,182.	2,508.	2,618.



64" High Single Door tower with four file drawers (right hand shown)	left hand	14 <sup>7</sup> / <sub>8</sub> "	23 <sup>1</sup> / <sub>2</sub> "	63 <sup>5</sup> / <sub>16</sub> "	Y	<b>BT3SLH6415FFFFLS</b>	2,215.	2,545.	2,658.
	right hand	14 <sup>7</sup> / <sub>8</sub> "	23 <sup>1</sup> / <sub>2</sub> "	63 <sup>5</sup> / <sub>16</sub> "	Y	<b>BT3SRH6415FFFFLS</b>	2,215.	2,545.	2,658.



#### Order Code

Example:	<b>BT3SBLH6415BBFLS-117</b>
<b>BT3</b>	Series 2 Steel Front
<b>SB</b>	Side Access Bookcase
<b>LH</b>	Left Hand Access
<b>64</b>	64" High
<b>15</b>	15" Wide
<b>B</b>	Box Drawer
<b>B</b>	Box Drawer
<b>F</b>	File Drawer
<b>L</b>	Locking
<b>117</b>	Soft Grey paint finish

#### Specification Information

For non-locking towers, deduct \$60 from the list price for single door and double door units or \$75 list for wardrobe units. Substitute the "L" suffix with an "N" within the pattern number to designate a non-locking unit, example (DT3SLH5015BBFN)

"M" drawers consisting of a box drawer body with a file drawer head are available by substituting any two "B" or any one "F" character within the pattern number, example (DT3SLH5015MFN). Multiple "M" drawers may be specified providing they equal the total modules available.

A 6" drawer, behind a cupboard door is available by adding the numeral 1 to the end of the pattern number, example (DT3SLH6415BBFL1)**Note:** 6" drawers behind doors are not available within the wardrobe portion of towers. Drawers behind doors can be specified with fronts painted in one of 6 accent colors. If an accent color is not selected the fronts will be painted black. Accent colors include, (MEY) Memo Yellow, (MRG) Marine Grey, (SFG) Seafoam Green, (REG) Robbins Egg Blue, (SSP) Sunset Pink and (KRD) Knoll Red.

**Note: Drawer behind door list pricing is as follows: 1= \$250**

#### Application Notes

Hanging rails and other accessories are not included and must be ordered separately. Hanging rails are included with 24" and 30" wide lateral drawers only. (See *Tower Accessories for pricing and order entry information*)

Half depth adjustable shelves and coat hooks may be ordered separately allowing the cupboard area of the 15", 24" and 30" wide towers to support binders as well as shorter coats. (See *Tower Accessories for pricing and order entry information*)**Note:** Series 2 Steel front doors are standard without a handle. Handles may be ordered for cupboard doors as a special.

Single door towers: Include (2) locks

Double door towers: Include (2) locks

Wardrobe towers: Include (3) locks

15" wide Side Access Bookcase and Display towers: Include (1) lock

24" wide Side Access Bookcase and Display towers: Include (2) locks

Single door tower (50"h and 57"h) with no drawers include one fixed shelf and one adjustable shelf. 64"h includes on fixed shelf and two adjustable shelves. Fixed shelf is positioned just below worksurface height.

Dimensions under, **w**, **d** and **h** are actual to the nearest 1/16"

42", 50", 57" and 64" Tower Internal Dimensions

- Box and M drawer height: 4<sup>3</sup>/<sub>16</sub>"
- Box and M drawer width: 12<sup>1</sup>/<sub>16</sub>"
- Box and M drawer depth: 18<sup>3</sup>/<sub>8</sub>"
- File drawer height: 9<sup>1</sup>/<sub>4</sub>"
- File drawer width: 12<sup>1</sup>/<sub>16</sub>"
- File drawer depth: 18<sup>3</sup>/<sub>8</sub>"

**Note:** All towers are configured from the top down with standard combinations of box and file drawers.

**Note:** Template pull wardrobes and cabinet doors utilize a pull and self closing hinge in place of touch latch.

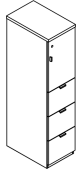
# Storage Towers Steel Front - Template Pull

## 15" Wide Storage Towers

### 64" High

Series 2 Storage

description	type	w	d	h	lock	pattern no.	P1	P2	P3
64" High Single Door tower with three file drawers (right hand shown)	left hand	14 <sup>7</sup> / <sub>8</sub> "	23 <sup>1</sup> / <sub>2</sub> "	63 <sup>5</sup> / <sub>16</sub> "	Y	<b>BT3SLH6415FFFLS</b>	\$2,035.	\$2,342.	\$2,445.
	right hand	14 <sup>7</sup> / <sub>8</sub> "	23 <sup>1</sup> / <sub>2</sub> "	63 <sup>5</sup> / <sub>16</sub> "	Y	<b>BT3SRH6415FFFLS</b>	2,035.	2,342.	2,445.



#### Order Code

Example:	<b>BT3SBLH6415BBFLS-117</b>
<b>BT3</b>	Series 2 Steel Front
<b>SB</b>	Side Access Bookcase
<b>LH</b>	Left Hand Access
<b>64</b>	64" High
<b>15</b>	15" Wide
<b>B</b>	Box Drawer
<b>B</b>	Box Drawer
<b>F</b>	File Drawer
<b>L</b>	Locking
<b>117</b>	Soft Grey paint finish

#### Specification Information

For non-locking towers, deduct \$60 from the list price for single door and double door units or \$75 list for wardrobe units. Substitute the "L" suffix with an "N" within the pattern number to designate a non-locking unit, example (DT3SLH5015BBFN)

"M" drawers consisting of a box drawer body with a file drawer head are available by substituting any two "B" or any one "F" character within the pattern number, example (DT3SLH5015MFN). Multiple "M" drawers may be specified providing they equal the total modules available.

A 6" drawer, behind a cupboard door is available by adding the numeral 1 to the end of the pattern number, example (DT3SLH6415BBFL1)**Note:** 6" drawers behind doors are not available within the wardrobe portion of towers. Drawers behind doors can be specified with fronts painted in one of 6 accent colors. If an accent color is not selected the fronts will be painted black. Accent colors include, (MEY) Memo Yellow, (MRG) Marine Grey, (SFG) Seafoam Green, (REG) Robbins Egg Blue, (SSP) Sunset Pink and (KRD) Knoll Red.

**Note: Drawer behind door list pricing is as follows: 1= \$250**

#### Application Notes

Hanging rails and other accessories are not included and must be ordered separately. Hanging rails are included with 24" and 30" wide lateral drawers only. (See *Tower Accessories for pricing and order entry information*)

Half depth adjustable shelves and coat hooks may be ordered separately allowing the cupboard area of the 15", 24" and 30" wide towers to support binders as well as shorter coats. (See *Tower Accessories for pricing and order entry information*)**Note:** Series 2 Steel front doors are standard without a handle. Handles may be ordered for cupboard doors as a special.

Single door towers: Include (2) locks

Double door towers: Include (2) locks

Wardrobe towers: Include (3) locks

15" wide Side Access Bookcase and Display towers: Include (1) lock

24" wide Side Access Bookcase and Display towers: Include (2) locks

Single door tower (50"h and 57"h) with no drawers include one fixed shelf and one adjustable shelf. 64"h includes one fixed shelf and two adjustable shelves. Fixed shelf is positioned just below worksurface height.

Dimensions under, **w**, **d** and **h** are actual to the nearest 1/16"

42", 50", 57" and 64" Tower Internal Dimensions

- Box and M drawer height: 4<sup>5</sup>/<sub>16</sub>"
- Box and M drawer width: 12<sup>1</sup>/<sub>16</sub>"
- Box and M drawer depth: 18<sup>3</sup>/<sub>8</sub>"
- File drawer height: 9<sup>1</sup>/<sub>4</sub>"
- File drawer width: 12<sup>1</sup>/<sub>16</sub>"
- File drawer depth: 18<sup>3</sup>/<sub>8</sub>"

**Note:** All towers are configured from the top down with standard combinations of box and file drawers.

**Note:** Template pull wardrobes and cabinet doors utilize a pull and self closing hinge in place of touch latch.



# Storage Towers Steel Front - Template Pull

## 24" Wide Storage Towers

### 42" High

description	type	w	d	h	lock	pattern no.	P1	P2	P3
42" High Side Access Bookcase with two box and one file drawer with wardrobe (left hand shown)	left hand	23 7/8"	23 1/2"	41 5/16"	Y	<b>BT3WSBLH4224BBFLS</b>	\$2,379.	\$2,737.	\$2,856.
	right hand	23 7/8"	23 1/2"	41 5/16"	Y	<b>BT3WSBRH4224BBFLS</b>	2,379.	2,737.	2,856.



42" High Side Access Bookcase with two file drawers with wardrobe (left hand shown)	left hand	23 7/8"	23 1/2"	41 5/16"	Y	<b>BT3WSBLH4224FFLS</b>	2,288.	2,632.	2,746.
	right hand	23 7/8"	23 1/2"	41 5/16"	Y	<b>BT3WSBRH4224FFLS</b>	2,288.	2,632.	2,746.



#### Order Code

Example: **BT3SBLH4224BBFLS-117**

<b>BT3</b>	Series 2 Steel Front
<b>SB</b>	Side Access Bookcase
<b>LH</b>	Left Hand Access
<b>42</b>	42" High
<b>24</b>	24" Wide
<b>B</b>	Box Drawer
<b>B</b>	Box Drawer
<b>F</b>	File Drawer
<b>L</b>	Locking
<b>117</b>	Soft Grey paint finish

#### Specification Information

For non-locking towers, deduct \$60 from the list price for single door and double door units or \$75 list for units with wardrobe. Substitute the "L" suffix with an "N" within the pattern number to designate a non-locking unit, example (DT3SLH6424BBFN)

"M" drawers consisting of a box drawer body with a file drawer head are available by substituting any two "B" or any one "F" character within the pattern number, example (DT3SLH6424MFN). Multiple "M" drawers may be specified providing they equal the total modules available.

A 6" drawer, behind a cupboard door is available by adding the numeral 1 to the end of the pattern number, example (DT3SLH6424BBFL1)

**Note:** 6" drawer behind doors are not available within the wardrobe portion of towers. Drawers behind doors can be specified with fronts painted in one of 6 accent colors. If an accent color is not selected the fronts will be painted black. Accent colors include, (MEY) Memo Yellow, (MRG) Marine Grey, (SFG) Seafoam Green, (REG) Robbins Egg Blue, (SSP) Sunset Pink and (KRD) Knoll Red.

#### Application Notes

Hanging rails and other accessories are not included and must be ordered separately. Hanging rails are included with 24" and 30" wide lateral drawers only. (See *Tower Accessories for pricing and order entry information*)

Half depth adjustable shelves and coat hooks may be ordered separately allowing the cupboard and wardrobe area of the 15", 24" and 30" wide towers to support binders as well as shorter coats. (See *Tower Accessories for pricing and order entry information*)

Single door towers: Include (2) locks

Double door towers: Include (2) locks

Wardrobe towers: Include (3) locks

15" wide Side Access Bookcase and Display towers: Include (1) lock

24" wide Side Access Bookcase and Display towers: Include (2) locks

#### Critical Dimensions

Dimensions under, **w**, **d** and **h** are actual to the nearest 1/16"

50", 57" and 64" Tower Internal Dimensions

- Box and M drawer height: 4 5/16"
- Box and M drawer width: 12 1/16"
- Box and M drawer depth: 18 3/8"
- File drawer height: 9 1/4"
- File drawer width: 12 1/16"
- File drawer depth: 18 3/8"
- Wide drawer height: 9 7/16"
- Wide drawer width: 20 3/4"
- Wide drawer depth: 22 7/8"

**Note:** All towers are configured from the top down with standard combinations of box and file drawers.

**Note:** Drawer behind door list pricing is as follows; 1= \$250

**Note:** Template pull wardrobes and cabinet doors utilize a pull and self closing hinge in place of touch latch.

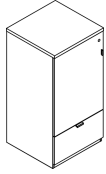
# Storage Towers Steel Front - Template Pull

## 24" Wide Storage Towers

### 50" High

Series 2 Storage

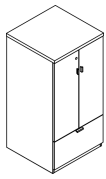
description	type	w	d	h	lock	pattern no.	P1	P2	P3
50" High Single Door tower with wide drawer (left hand shown)	left hand	23 <sup>7</sup> / <sub>8</sub> "	23 <sup>1</sup> / <sub>2</sub> "	48 <sup>3</sup> / <sub>16</sub> "	Y	<b>BT3SLH5024WLS</b>	\$1,741.	\$2,001.	\$2,089.
	right hand	23 <sup>7</sup> / <sub>8</sub> "	23 <sup>1</sup> / <sub>2</sub> "	48 <sup>3</sup> / <sub>16</sub> "	Y	<b>BT3SRH5024WLS</b>	1,741.	2,001.	2,089.



50" High Single Door tower with two wide drawers (left hand shown)	left hand	23 <sup>7</sup> / <sub>8</sub> "	23 <sup>1</sup> / <sub>2</sub> "	48 <sup>3</sup> / <sub>16</sub> "	Y	<b>BT3SLH5024WWLS</b>	2,009.	2,310.	2,411.
	right hand	23 <sup>7</sup> / <sub>8</sub> "	23 <sup>1</sup> / <sub>2</sub> "	48 <sup>3</sup> / <sub>16</sub> "	Y	<b>BT3SRH5024WWLS</b>	2,009.	2,310.	2,411.



50" High Double Door tower with one wide drawer		23 <sup>7</sup> / <sub>8</sub> "	23 <sup>1</sup> / <sub>2</sub> "	48 <sup>3</sup> / <sub>16</sub> "	Y	<b>BT3D5024WLS</b>	2,014.	2,315.	2,416.
---	--	----------------------------------	----------------------------------	-----------------------------------	---	--------------------	--------	--------	--------



24" and 30" wide double door cabinets may be ordered with a grommet option located in the back of the case by adding a "G" between the 4th and 5th character of the pattern number, example (BT3DG6424WLS). Add \$100 list for this option. **Note**, by adding a "G" option, the cabinet will also receive AV hinged doors.

#### Order Code

Example: **BT3SBLH5024BBFLS-117**

<b>BT3</b>	Series 2 Steel Front
<b>SB</b>	Side Access Bookcase
<b>LH</b>	Left Hand Access
<b>50</b>	50" High
<b>24</b>	24" Wide
<b>B</b>	Box Drawer
<b>B</b>	Box Drawer
<b>F</b>	File Drawer
<b>L</b>	Locking
<b>117</b>	Soft Grey paint finish

#### Specification Information

For non-locking towers, deduct \$60 from the list price for single door and double door units or \$75 list for units with wardrobe. Substitute the "L" suffix with an "N" within the pattern number to designate a non-locking unit, example (DT3SLH6424BBFN)

"M" drawers consisting of a box drawer body with a file drawer head are available by substituting any two "B" or any one "F" character within the pattern number, example (DT3SLH6424MFN). Multiple "M" drawers may be specified providing they equal the total modules available.

A 6" drawer, behind a cupboard door is available by adding the numeral 1 to the end of the pattern number, example (DT3SLH6424BBFL1)

**Note:** 6" drawer behind doors are not available within the wardrobe portion of towers. Drawers behind doors can be specified with fronts painted in one of 6 accent colors. If an accent color is not selected the fronts will be painted black. Accent colors include, (MEY) Memo Yellow, (MRG) Marine Grey, (SFG) Seafoam Green, (REG) Robbins Egg Blue, (SSP) Sunset Pink and (KRD) Knoll Red.

#### Application Notes

Hanging rails and other accessories are not included and must be ordered separately. Hanging rails are included with 24" and 30" wide lateral drawers only. (See *Tower Accessories for pricing and order entry information*)

Half depth adjustable shelves and coat hooks may be ordered separately allowing the cupboard and wardrobe area of the 15", 24" and 30" wide towers to support binders as well as shorter coats. (See *Tower Accessories for pricing and order entry information*)

Single door towers: Include (2) locks

Double door towers: Include (2) locks

Wardrobe towers: Include (3) locks

15" wide Side Access Bookcase and Display towers: Include (1) lock

24" wide Side Access Bookcase and Display towers: Include (2) locks

#### Critical Dimensions

Dimensions under, **w**, **d** and **h** are actual to the nearest <sup>1</sup>/<sub>16</sub>"

50", 57" and 64" Tower Internal Dimensions

- Box and M drawer height: 4<sup>5</sup>/<sub>16</sub>"
- Box and M drawer width: 12<sup>1</sup>/<sub>16</sub>"
- Box and M drawer depth: 18<sup>3</sup>/<sub>8</sub>"
- File drawer height: 9<sup>1</sup>/<sub>4</sub>"
- File drawer width: 12<sup>1</sup>/<sub>16</sub>"
- File drawer depth: 18<sup>3</sup>/<sub>8</sub>"
- Wide drawer height: 9<sup>7</sup>/<sub>16</sub>"
- Wide drawer width: 20<sup>3</sup>/<sub>4</sub>"
- Wide drawer depth: 22<sup>7</sup>/<sub>8</sub>"

**Note:** All towers are configured from the top down with standard combinations of box and file drawers.

**Note:** Drawer behind door list pricing is as follows; 1= \$250

**Note:** Template pull wardrobes and cabinet doors utilize a pull and self closing hinge in place of touch latch.

# Storage Towers Steel Front - Template Pull

## 24" Wide Storage Towers

### 50" High

description	type	w	d	h	lock	pattern no.	P1	P2	P3
50" High Double Door tower with two wide drawers		23 <sup>7</sup> / <sub>8</sub> "	23 <sup>1</sup> / <sub>2</sub> "	48 <sup>3</sup> / <sub>16</sub> "	Y	<b>BT3D5024WWLS</b>	\$2,312.	\$2,660.	\$2,776.



24" and 30" wide double door cabinets may be ordered with a grommet option located in the back of the case by adding a "G" between the 4th and 5th character of the pattern number, example (BT3D**G**6424WLS). Add \$100 list for this option. **Note**, by adding a "G" option, the cabinet will also receive AV hinged doors.

50" High Side Access Bookcase with two box and one file drawer with wardrobe (left hand shown)	left hand	23 <sup>7</sup> / <sub>8</sub> "	23 <sup>1</sup> / <sub>2</sub> "	48 <sup>3</sup> / <sub>16</sub> "	Y	<b>BT3WSBLH5024BBFLS</b>	2,392.	2,750.	2,873.
	right hand	23 <sup>7</sup> / <sub>8</sub> "	23 <sup>1</sup> / <sub>2</sub> "	48 <sup>3</sup> / <sub>16</sub> "	Y	<b>BT3WSBRH5024BBFLS</b>	2,392.	2,750.	2,873.



#### Order Code

Example: **BT3SBLH5024BBFLS-117**

<b>BT3</b>	Series 2 Steel Front
<b>SB</b>	Side Access Bookcase
<b>LH</b>	Left Hand Access
<b>50</b>	50" High
<b>24</b>	24" Wide
<b>B</b>	Box Drawer
<b>B</b>	Box Drawer
<b>F</b>	File Drawer
<b>L</b>	Locking
<b>117</b>	Soft Grey paint finish

#### Specification Information

For non-locking towers, deduct \$60 from the list price for single door and double door units or \$75 list for units with wardrobe. Substitute the "L" suffix with an "N" within the pattern number to designate a non-locking unit, example (DT3SLH6424BBFN)

"M" drawers consisting of a box drawer body with a file drawer head are available by substituting any two "B" or any one "F" character within the pattern number, example (DT3SLH6424**MFN**). Multiple "M" drawers may be specified providing they equal the total modules available.

A 6" drawer, behind a cupboard door is available by adding the numeral 1 to the end of the pattern number, example (DT3SLH6424BB**F1**)

**Note:** 6" drawer behind doors are not available within the wardrobe portion of towers. Drawers behind doors can be specified with fronts painted in one of 6 accent colors. If an accent color is not selected the fronts will be painted black. Accent colors include, (**MEY**) Memo Yellow, (**MRG**) Marine Grey, (**SFG**) Seafoam Green, (**REG**) Robbins Egg Blue, (**SSP**) Sunset Pink and (**KRD**) Knoll Red.

#### Application Notes

Hanging rails and other accessories are not included and must be ordered separately. Hanging rails are included with 24" and 30" wide lateral drawers only. (*See Tower Accessories for pricing and order entry information*)

Half depth adjustable shelves and coat hooks may be ordered separately allowing the cupboard and wardrobe area of the 15", 24" and 30" wide towers to support binders as well as shorter coats. (*See Tower Accessories for pricing and order entry information*)

Single door towers: Include (2) locks

Double door towers: Include (2) locks

Wardrobe towers: Include (3) locks

15" wide Side Access Bookcase and Display towers: Include (1) lock

24" wide Side Access Bookcase and Display towers: Include (2) locks

#### Critical Dimensions

Dimensions under, **w**, **d** and **h** are actual to the nearest <sup>1</sup>/<sub>16</sub>"

50", 57" and 64" Tower Internal Dimensions

- Box and M drawer height: 4<sup>3</sup>/<sub>16</sub>"
- Box and M drawer width: 12<sup>1</sup>/<sub>16</sub>"
- Box and M drawer depth: 18<sup>3</sup>/<sub>8</sub>"
- File drawer height: 9<sup>1</sup>/<sub>4</sub>"
- File drawer width: 12<sup>1</sup>/<sub>16</sub>"
- File drawer depth: 18<sup>3</sup>/<sub>8</sub>"
- Wide drawer height: 9<sup>7</sup>/<sub>16</sub>"
- Wide drawer width: 20<sup>3</sup>/<sub>4</sub>"
- Wide drawer depth: 22<sup>7</sup>/<sub>8</sub>"

**Note:** All towers are configured from the top down with standard combinations of box and file drawers.

**Note:** Drawer behind door list pricing is as follows;; 1= \$250

**Note:** Template pull wardrobes and cabinet doors utilize a pull and self closing hinge in place of touch latch.

# Storage Towers Steel Front - Template Pull

## 24" Wide Storage Towers

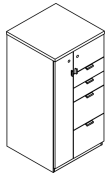
### 50" High

Series 2 Storage

description	type	w	d	h	lock	pattern no.	P1	P2	P3
50" High Side Access Bookcase with two file drawers with wardrobe (left hand shown)	left hand	23 7/8"	23 1/2"	48 5/16"	Y	<b>BT3WSBLH5024FFLS</b>	\$2,301.	\$2,644.	\$2,759.
	right hand	23 7/8"	23 1/2"	48 5/16"	Y	<b>BT3WSBRH5024FFLS</b>	2,301.	2,644.	2,759.



50" High tower with two box and two file drawers and door and wardrobe (left hand shown)	left hand	23 7/8"	23 1/2"	48 5/16"	Y	<b>BT3WSLH5024BBFFLS</b>	2,511.	2,888.	3,013.
	right hand	23 7/8"	23 1/2"	48 5/16"	Y	<b>BT3WSRH5024BBFFLS</b>	2,511.	2,888.	3,013.



#### Order Code

Example: **BT3SBLH5024BBFFLS-117**

<b>BT3</b>	Series 2 Steel Front
<b>SB</b>	Side Access Bookcase
<b>LH</b>	Left Hand Access
<b>50</b>	50" High
<b>24</b>	24" Wide
<b>B</b>	Box Drawer
<b>B</b>	Box Drawer
<b>F</b>	File Drawer
<b>L</b>	Locking
<b>117</b>	Soft Grey paint finish

#### Specification Information

For non-locking towers, deduct \$60 from the list price for single door and double door units or \$75 list for units with wardrobe. Substitute the "L" suffix with an "N" within the pattern number to designate a non-locking unit, example (DT3SLH6424BBFN)

"M" drawers consisting of a box drawer body with a file drawer head are available by substituting any two "B" or any one "F" character within the pattern number, example (DT3SLH6424MFN). Multiple "M" drawers may be specified providing they equal the total modules available.

A 6" drawer, behind a cupboard door is available by adding the numeral 1 to the end of the pattern number, example (DT3SLH6424BBFL1)

**Note:** 6" drawer behind doors are not available within the wardrobe portion of towers. Drawers behind doors can be specified with fronts painted in one of 6 accent colors. If an accent color is not selected the fronts will be painted black. Accent colors include, (**MEY**) Memo Yellow, (**MRG**) Marine Grey, (**SFG**) Seafoam Green, (**REG**) Robbins Egg Blue, (**SSP**) Sunset Pink and (**KRD**) Knoll Red.

#### Application Notes

Hanging rails and other accessories are not included and must be ordered separately. Hanging rails are included with 24" and 30" wide lateral drawers only. (See *Tower Accessories for pricing and order entry information*)

Half depth adjustable shelves and coat hooks may be ordered separately allowing the cupboard and wardrobe area of the 15", 24" and 30" wide towers to support binders as well as shorter coats. (See *Tower Accessories for pricing and order entry information*)

Single door towers: Include (2) locks

Double door towers: Include (2) locks

Wardrobe towers: Include (3) locks

15" wide Side Access Bookcase and Display towers: Include (1) lock

24" wide Side Access Bookcase and Display towers: Include (2) locks

#### Critical Dimensions

Dimensions under, **w**, **d** and **h** are actual to the nearest 1/16"

50", 57" and 64" Tower Internal Dimensions

- Box and M drawer height: 4 5/16"
- Box and M drawer width: 12 1/16"
- Box and M drawer depth: 18 3/8"
- File drawer height: 9 1/4"
- File drawer width: 12 1/16"
- File drawer depth: 18 3/8"
- Wide drawer height: 9 7/16"
- Wide drawer width: 20 3/4"
- Wide drawer depth: 22 7/8"

**Note:** All towers are configured from the top down with standard combinations of box and file drawers.

**Note:** Drawer behind door list pricing is as follows;; 1= \$250

**Note:** Template pull wardrobes and cabinet doors utilize a pull and self closing hinge in place of touch latch.

# Storage Towers Steel Front - Template Pull

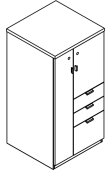
## 24" Wide Storage Towers

### 50" High

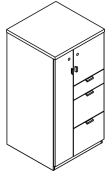
Series 2 Storage

Series 2 Steel Front Storage

description	type	w	d	h	lock	pattern no.	P1	P2	P3
50" High tower with two box and one file drawer and door and wardrobe (left hand shown)	left hand	23 <sup>7</sup> / <sub>8</sub> "	23 <sup>1</sup> / <sub>2</sub> "	48 <sup>5</sup> / <sub>16</sub> "	Y	<b>BT3WSLH5024BBFLS</b>	\$2,240.	\$2,576.	\$2,687.
	right hand	23 <sup>7</sup> / <sub>8</sub> "	23 <sup>1</sup> / <sub>2</sub> "	48 <sup>5</sup> / <sub>16</sub> "	Y	<b>BT3WSRH5024BBFLS</b>	2,240.	2,576.	2,687.



50" High tower with one box and two file drawers and door and wardrobe (left hand shown)	left hand	23 <sup>7</sup> / <sub>8</sub> "	23 <sup>1</sup> / <sub>2</sub> "	48 <sup>5</sup> / <sub>16</sub> "	Y	<b>BT3WSLH5024BFFLS</b>	2,288.	2,631.	2,745.
	right hand	23 <sup>7</sup> / <sub>8</sub> "	23 <sup>1</sup> / <sub>2</sub> "	48 <sup>5</sup> / <sub>16</sub> "	Y	<b>BT3WSRH5024BFFLS</b>	2,288.	2,631.	2,745.



#### Order Code

Example: **BT3SBLH5024BBFLS-117**

<b>BT3</b>	Series 2 Steel Front
<b>SB</b>	Side Access Bookcase
<b>LH</b>	Left Hand Access
<b>50</b>	50" High
<b>24</b>	24" Wide
<b>B</b>	Box Drawer
<b>B</b>	Box Drawer
<b>F</b>	File Drawer
<b>L</b>	Locking
<b>117</b>	Soft Grey paint finish

#### Specification Information

For non-locking towers, deduct \$60 from the list price for single door and double door units or \$75 list for units with wardrobe. Substitute the "L" suffix with an "N" within the pattern number to designate a non-locking unit, example (DT3SLH6424BBFN)

"M" drawers consisting of a box drawer body with a file drawer head are available by substituting any two "B" or any one "F" character within the pattern number, example (DT3SLH6424MFN). Multiple "M" drawers may be specified providing they equal the total modules available.

A 6" drawer, behind a cupboard door is available by adding the numeral 1 to the end of the pattern number, example (DT3SLH6424BBFL1)

**Note:** 6" drawer behind doors are not available within the wardrobe portion of towers. Drawers behind doors can be specified with fronts painted in one of 6 accent colors. If an accent color is not selected the fronts will be painted black. Accent colors include, (**MEY**) Memo Yellow, (**MRG**) Marine Grey, (**SFG**) Seafoam Green, (**REG**) Robbins Egg Blue, (**SSP**) Sunset Pink and (**KRD**) Knoll Red.

#### Application Notes

Hanging rails and other accessories are not included and must be ordered separately. Hanging rails are included with 24" and 30" wide lateral drawers only. (See *Tower Accessories for pricing and order entry information*)

Half depth adjustable shelves and coat hooks may be ordered separately allowing the cupboard and wardrobe area of the 15", 24" and 30" wide towers to support binders as well as shorter coats. (See *Tower Accessories for pricing and order entry information*)

Single door towers: Include (2) locks

Double door towers: Include (2) locks

Wardrobe towers: Include (3) locks

15" wide Side Access Bookcase and Display towers: Include (1) lock

24" wide Side Access Bookcase and Display towers: Include (2) locks

#### Critical Dimensions

Dimensions under, **w**, **d** and **h** are actual to the nearest <sup>1</sup>/<sub>16</sub>"

50", 57" and 64" Tower Internal Dimensions

- Box and M drawer height: 4<sup>5</sup>/<sub>16</sub>"
- Box and M drawer width: 12<sup>1</sup>/<sub>16</sub>"
- Box and M drawer depth: 18<sup>3</sup>/<sub>8</sub>"
- File drawer height: 9<sup>1</sup>/<sub>4</sub>"
- File drawer width: 12<sup>1</sup>/<sub>16</sub>"
- File drawer depth: 18<sup>3</sup>/<sub>8</sub>"
- Wide drawer height: 9<sup>7</sup>/<sub>16</sub>"
- Wide drawer width: 20<sup>3</sup>/<sub>4</sub>"
- Wide drawer depth: 22<sup>7</sup>/<sub>8</sub>"

**Note:** All towers are configured from the top down with standard combinations of box and file drawers.

**Note:** Drawer behind door list pricing is as follows; 1= \$250

**Note:** Template pull wardrobes and cabinet doors utilize a pull and self closing hinge in place of touch latch.

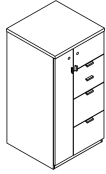
# Storage Towers Steel Front - Template Pull

## 24" Wide Storage Towers

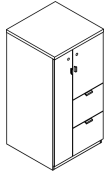
### 50" High

Series 2 Storage

description	type	w	d	h	lock	pattern no.	P1	P2	P3
50" High tower with three file drawers and door and wardrobe (left hand shown)	left hand	23 <sup>7</sup> / <sub>8</sub> "	23 <sup>1</sup> / <sub>2</sub> "	48 <sup>5</sup> / <sub>16</sub> "	Y	<b>BT3WSLH5024FFFLS</b>	\$2,301.	\$2,644.	\$2,759.
	right hand	23 <sup>7</sup> / <sub>8</sub> "	23 <sup>1</sup> / <sub>2</sub> "	48 <sup>5</sup> / <sub>16</sub> "	Y	<b>BT3WSRH5024FFFLS</b>	2,301.	2,644.	2,759.



50" High tower with two file drawers and door and wardrobe (left hand shown)	left hand	23 <sup>7</sup> / <sub>8</sub> "	23 <sup>1</sup> / <sub>2</sub> "	48 <sup>5</sup> / <sub>16</sub> "	Y	<b>BT3WSLH5024FFFLS</b>	2,054.	2,362.	2,464.
	right hand	23 <sup>7</sup> / <sub>8</sub> "	23 <sup>1</sup> / <sub>2</sub> "	48 <sup>5</sup> / <sub>16</sub> "	Y	<b>BT3WSRH5024FFFLS</b>	2,054.	2,362.	2,464.



#### Order Code

Example: **BT3SBLH5024BBFLS-117**

<b>BT3</b>	Series 2 Steel Front
<b>SB</b>	Side Access Bookcase
<b>LH</b>	Left Hand Access
<b>50</b>	50" High
<b>24</b>	24" Wide
<b>B</b>	Box Drawer
<b>B</b>	Box Drawer
<b>F</b>	File Drawer
<b>L</b>	Locking
<b>117</b>	Soft Grey paint finish

#### Specification Information

For non-locking towers, deduct \$60 from the list price for single door and double door units or \$75 list for units with wardrobe. Substitute the "L" suffix with an "N" within the pattern number to designate a non-locking unit, example (DT3SLH6424BBFN)

"M" drawers consisting of a box drawer body with a file drawer head are available by substituting any two "B" or any one "F" character within the pattern number, example (DT3SLH6424MFN). Multiple "M" drawers may be specified providing they equal the total modules available.

A 6" drawer, behind a cupboard door is available by adding the numeral 1 to the end of the pattern number, example (DT3SLH6424BBFL1)

**Note:** 6" drawer behind doors are not available within the wardrobe portion of towers. Drawers behind doors can be specified with fronts painted in one of 6 accent colors. If an accent color is not selected the fronts will be painted black. Accent colors include, (MEY) Memo Yellow, (MRG) Marine Grey, (SFG) Seafoam Green, (REG) Robbins Egg Blue, (SSP) Sunset Pink and (KRD) Knoll Red.

#### Application Notes

Hanging rails and other accessories are not included and must be ordered separately. Hanging rails are included with 24" and 30" wide lateral drawers only. (See *Tower Accessories for pricing and order entry information*)

Half depth adjustable shelves and coat hooks may be ordered separately allowing the cupboard and wardrobe area of the 15", 24" and 30" wide towers to support binders as well as shorter coats. (See *Tower Accessories for pricing and order entry information*)

Single door towers: Include (2) locks

Double door towers: Include (2) locks

Wardrobe towers: Include (3) locks

15" wide Side Access Bookcase and Display towers: Include (1) lock

24" wide Side Access Bookcase and Display towers: Include (2) locks

#### Critical Dimensions

Dimensions under, **w**, **d** and **h** are actual to the nearest <sup>1</sup>/<sub>16</sub>"

50", 57" and 64" Tower Internal Dimensions

- Box and M drawer height: 4<sup>5</sup>/<sub>16</sub>"
- Box and M drawer width: 12<sup>1</sup>/<sub>16</sub>"
- Box and M drawer depth: 18<sup>3</sup>/<sub>8</sub>"
- File drawer height: 9<sup>1</sup>/<sub>4</sub>"
- File drawer width: 12<sup>1</sup>/<sub>16</sub>"
- File drawer depth: 18<sup>3</sup>/<sub>8</sub>"
- Wide drawer height: 9<sup>7</sup>/<sub>16</sub>"
- Wide drawer width: 20<sup>3</sup>/<sub>4</sub>"
- Wide drawer depth: 22<sup>7</sup>/<sub>8</sub>"

**Note:** All towers are configured from the top down with standard combinations of box and file drawers.

**Note:** Drawer behind door list pricing is as follows;; 1= \$250

**Note:** Template pull wardrobes and cabinet doors utilize a pull and self closing hinge in place of touch latch.

# Storage Towers Steel Front - Template Pull

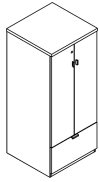
## 24" Wide Storage Towers

### 57" High

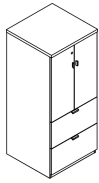
Series 2 Storage

Series 2 Steel Front Storage

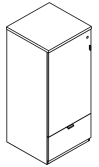
description	type	w	d	h	lock	pattern no.	P1	P2	P3
57" High Double Door tower with one wide drawer		23 7/8"	23 1/2"	56 3/16"	Y	<b>BT3D5724WLS</b>	\$2,056.	\$2,364.	\$2,465.



57" High Double Door tower with two wide drawers		23 7/8"	23 1/2"	56 3/16"	Y	<b>BT3D5724WWLS</b>	2,424.	2,787.	2,908.
--	--	---------	---------	----------	---	---------------------	--------	--------	--------



57" High Single Door tower with wide drawer (left hand shown)	left hand	23 7/8"	23 1/2"	56 3/16"	Y	<b>BT3SLH5724WLS</b>	1,755.	2,019.	2,106.
	right hand	23 7/8"	23 1/2"	56 3/16"	Y	<b>BT3SRH5724WLS</b>	1,755.	2,019.	2,106.



#### Order Code

Example: **BT3SBLH5724BBFLS-117**

<b>BT3</b>	Series 2 Steel Front
<b>SB</b>	Side Access Bookcase
<b>LH</b>	Left Hand Access
<b>57</b>	57" High
<b>24</b>	24" Wide
<b>B</b>	Box Drawer
<b>B</b>	Box Drawer
<b>F</b>	File Drawer
<b>L</b>	Locking
<b>117</b>	Soft Grey paint finish

#### Specification Information

For non-locking towers, deduct \$60 from the list price for single door and double door units or \$75 list for units with wardrobe. Substitute the "L" suffix with an "N" within the pattern number to designate a non-locking unit, example (DT3SLH6424BBFN)

"M" drawers consisting of a box drawer body with a file drawer head are available by substituting any two "B" or any one "F" character within the pattern number, example (DT3SLH6424MFN). Multiple "M" drawers may be specified providing they equal the total modules available.

A 6" drawer, behind a cupboard door is available by adding the numeral 1 to the end of the pattern number, example (DT3SLH6424BBFL1)

**Note:** 6" drawer behind doors are not available within the wardrobe portion of towers. Drawers behind doors can be specified with fronts painted in one of 6 accent colors. If an accent color is not selected the fronts will be painted black. Accent colors include, (MEY) Memo Yellow, (MRG) Marine Grey, (SFG) Seafoam Green, (REG) Robbins Egg Blue, (SSP) Sunset Pink and (KRD) Knoll Red.

#### Application Notes

Hanging rails and other accessories are not included and must be ordered separately. Hanging rails are included with 24" and 30" wide lateral drawers only. (See *Tower Accessories for pricing and order entry information*)

Half depth adjustable shelves and coat hooks may be ordered separately allowing the cupboard and wardrobe area of the 15", 24" and 30" wide towers to support binders as well as shorter coats. (See *Tower Accessories for pricing and order entry information*)

Single door towers: Include (2) locks

Double door towers: Include (2) locks

Wardrobe towers: Include (3) locks

15" wide Side Access Bookcase and Display towers: Include (1) lock

24" wide Side Access Bookcase and Display towers: Include (2) locks

#### Critical Dimensions

Dimensions under, **w**, **d** and **h** are actual to the nearest 1/16"

50", 57" and 64" Tower Internal Dimensions

- Box and M drawer height: 4 5/16"
- Box and M drawer width: 12 1/16"
- Box and M drawer depth: 18 3/8"
- File drawer height: 9 1/4"
- File drawer width: 12 1/16"
- File drawer depth: 18 3/8"
- Wide drawer height: 9 9/16"
- Wide drawer width: 20 3/4"
- Wide drawer depth: 22 7/8"

**Note:** All towers are configured from the top down with standard combinations of box and file drawers.

**Note:** Drawer behind door list pricing is as follows:: 1= \$250

**Note:** Template pull wardrobes and cabinet doors utilize a pull and self closing hinge in place of touch latch.

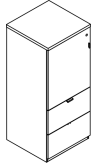
# Storage Towers Steel Front - Template Pull

## 24" Wide Storage Towers

### 57" High

Series 2 Storage

description	type	w	d	h	lock	pattern no.	P1	P2	P3
57" High Single Door tower with two wide drawers (left hand shown)	left hand	23 <sup>7</sup> / <sub>8</sub> "	23 <sup>1</sup> / <sub>2</sub> "	56 <sup>3</sup> / <sub>16</sub> "	Y	<b>BT3SLH5724WWLS</b>	\$2,024.	\$2,326.	\$2,428.
	right hand	23 <sup>7</sup> / <sub>8</sub> "	23 <sup>1</sup> / <sub>2</sub> "	56 <sup>3</sup> / <sub>16</sub> "	Y	<b>BT3SRH5724WWLS</b>	2,024.	2,326.	2,428.



57" High Side Access Bookcase with two box and one file drawer with wardrobe (left hand shown)	left hand	23 <sup>7</sup> / <sub>8</sub> "	23 <sup>1</sup> / <sub>2</sub> "	56 <sup>3</sup> / <sub>16</sub> "	Y	<b>BT3WSBLH5724BBFLS</b>	2,485.	2,857.	2,983.
	right hand	23 <sup>7</sup> / <sub>8</sub> "	23 <sup>1</sup> / <sub>2</sub> "	56 <sup>3</sup> / <sub>16</sub> "	Y	<b>BT3WSBRH5724BBFLS</b>	2,485.	2,857.	2,983.



#### Order Code

Example:	<b>BT3SBLH5724BBFLS-117</b>
<b>BT3</b>	Series 2 Steel Front
<b>SB</b>	Side Access Bookcase
<b>LH</b>	Left Hand Access
<b>57</b>	57" High
<b>24</b>	24" Wide
<b>B</b>	Box Drawer
<b>B</b>	Box Drawer
<b>F</b>	File Drawer
<b>L</b>	Locking
<b>117</b>	Soft Grey paint finish

#### Specification Information

For non-locking towers, deduct \$60 from the list price for single door and double door units or \$75 list for units with wardrobe. Substitute the "L" suffix with an "N" within the pattern number to designate a non-locking unit, example (DT3SLH6424BBFN)

"M" drawers consisting of a box drawer body with a file drawer head are available by substituting any two "B" or any one "F" character within the pattern number, example (DT3SLH6424MFN). Multiple "M" drawers may be specified providing they equal the total modules available.

A 6" drawer, behind a cupboard door is available by adding the numeral 1 to the end of the pattern number, example (DT3SLH6424BBFL1)

**Note:** 6" drawer behind doors are not available within the wardrobe portion of towers. Drawers behind doors can be specified with fronts painted in one of 6 accent colors. If an accent color is not selected the fronts will be painted black. Accent colors include, (MEY) Memo Yellow, (MRG) Marine Grey, (SFG) Seafoam Green, (REG) Robbins Egg Blue, (SSP) Sunset Pink and (KRD) Knoll Red.

#### Application Notes

Hanging rails and other accessories are not included and must be ordered separately. Hanging rails are included with 24" and 30" wide lateral drawers only. (See *Tower Accessories for pricing and order entry information*)

Half depth adjustable shelves and coat hooks may be ordered separately allowing the cupboard and wardrobe area of the 15", 24" and 30" wide towers to support binders as well as shorter coats. (See *Tower Accessories for pricing and order entry information*)

Single door towers: Include (2) locks

Double door towers: Include (2) locks

Wardrobe towers: Include (3) locks

15" wide Side Access Bookcase and Display towers: Include (1) lock

24" wide Side Access Bookcase and Display towers: Include (2) locks

#### Critical Dimensions

Dimensions under, **w**, **d** and **h** are actual to the nearest <sup>1</sup>/<sub>16</sub>"

50", 57" and 64" Tower Internal Dimensions

- Box and M drawer height: 4<sup>5</sup>/<sub>16</sub>"
- Box and M drawer width: 12<sup>1</sup>/<sub>16</sub>"
- Box and M drawer depth: 18<sup>3</sup>/<sub>8</sub>"
- File drawer height: 9<sup>1</sup>/<sub>4</sub>"
- File drawer width: 12<sup>1</sup>/<sub>16</sub>"
- File drawer depth: 18<sup>3</sup>/<sub>8</sub>"
- Wide drawer height: 9<sup>9</sup>/<sub>16</sub>"
- Wide drawer width: 20<sup>3</sup>/<sub>4</sub>"
- Wide drawer depth: 22<sup>7</sup>/<sub>8</sub>"

**Note:** All towers are configured from the top down with standard combinations of box and file drawers.

**Note:** Drawer behind door list pricing is as follows;; 1= \$250

**Note:** Template pull wardrobes and cabinet doors utilize a pull and self closing hinge in place of touch latch.



# Storage Towers Steel Front - Template Pull

## 24" Wide Storage Towers

### 57" High

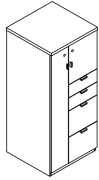
Series 2 Storage

Series 2 Steel Front Storage

description	type	w	d	h	lock	pattern no.	P1	P2	P3
57" High Side Access Bookcase with two file drawers with wardrobe (left hand shown)	left hand	23 7/8"	23 1/2"	56 3/16"	Y	<b>BT3WSBLH5724FFLS</b>	\$2,397.	\$2,756.	\$2,876.
	right hand	23 7/8"	23 1/2"	56 3/16"	Y	<b>BT3WSBRH5724FFLS</b>	2,397.	2,756.	2,876.



57" High tower with two box and two file drawers and door and wardrobe (left hand shown)	left hand	23 7/8"	23 1/2"	56 3/16"	Y	<b>BT3WSLH5724BBFFLS</b>	2,566.	2,949.	3,076.
	right hand	23 7/8"	23 1/2"	56 3/16"	Y	<b>BT3WSRH5724BBFFLS</b>	2,566.	2,949.	3,076.



#### Order Code

Example:	<b>BT3SBLH5724BBFFLS-117</b>
<b>BT3</b>	Series 2 Steel Front
<b>SB</b>	Side Access Bookcase
<b>LH</b>	Left Hand Access
<b>57</b>	57" High
<b>24</b>	24" Wide
<b>B</b>	Box Drawer
<b>B</b>	Box Drawer
<b>F</b>	File Drawer
<b>L</b>	Locking
<b>117</b>	Soft Grey paint finish

#### Specification Information

For non-locking towers, deduct \$60 from the list price for single door and double door units or \$75 list for units with wardrobe. Substitute the "L" suffix with an "N" within the pattern number to designate a non-locking unit, example (DT3SLH6424BBFN)

"M" drawers consisting of a box drawer body with a file drawer head are available by substituting any two "B" or any one "F" character within the pattern number, example (DT3SLH6424MFN). Multiple "M" drawers may be specified providing they equal the total modules available.

A 6" drawer, behind a cupboard door is available by adding the numeral 1 to the end of the pattern number, example (DT3SLH6424BBFL1)

**Note:** 6" drawer behind doors are not available within the wardrobe portion of towers. Drawers behind doors can be specified with fronts painted in one of 6 accent colors. If an accent color is not selected the fronts will be painted black. Accent colors include, (MEY) Memo Yellow, (MRG) Marine Grey, (SFG) Seafoam Green, (REG) Robbins Egg Blue, (SSP) Sunset Pink and (KRD) Knoll Red.

#### Application Notes

Hanging rails and other accessories are not included and must be ordered separately. Hanging rails are included with 24" and 30" wide lateral drawers only. (See *Tower Accessories for pricing and order entry information*)

Half depth adjustable shelves and coat hooks may be ordered separately allowing the cupboard and wardrobe area of the 15", 24" and 30" wide towers to support binders as well as shorter coats. (See *Tower Accessories for pricing and order entry information*)

Single door towers: Include (2) locks

Double door towers: Include (2) locks

Wardrobe towers: Include (3) locks

15" wide Side Access Bookcase and Display towers: Include (1) lock

24" wide Side Access Bookcase and Display towers: Include (2) locks

#### Critical Dimensions

Dimensions under, **w**, **d** and **h** are actual to the nearest 1/16"

50", 57" and 64" Tower Internal Dimensions

- Box and M drawer height: 4 5/16"
- Box and M drawer width: 12 1/16"
- Box and M drawer depth: 18 3/8"
- File drawer height: 9 1/4"
- File drawer width: 12 1/16"
- File drawer depth: 18 3/8"
- Wide drawer height: 9 9/16"
- Wide drawer width: 20 3/4"
- Wide drawer depth: 22 7/8"

**Note:** All towers are configured from the top down with standard combinations of box and file drawers.

**Note:** Drawer behind door list pricing is as follows;; 1= \$250

**Note:** Template pull wardrobes and cabinet doors utilize a pull and self closing hinge in place of touch latch.

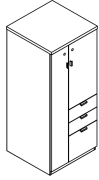
# Storage Towers Steel Front - Template Pull

## 24" Wide Storage Towers

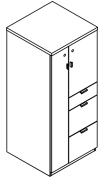
### 57" High

Series 2 Storage

description	type	w	d	h	lock	pattern no.	P1	P2	P3
57" High tower with two box and one file drawer and door and wardrobe (left hand shown)	left hand	23 <sup>7</sup> / <sub>8</sub> "	23 <sup>1</sup> / <sub>2</sub> "	56 <sup>3</sup> / <sub>16</sub> "	Y	<b>BT3WSLH5724BBFLS</b>	\$2,265.	\$2,605.	\$2,718.
	right hand	23 <sup>7</sup> / <sub>8</sub> "	23 <sup>1</sup> / <sub>2</sub> "	56 <sup>3</sup> / <sub>16</sub> "	Y	<b>BT3WSRH5724BBFLS</b>	2,265.	2,605.	2,718.



57" High tower with one box and two file drawers and door and wardrobe (left hand shown)	left hand	23 <sup>7</sup> / <sub>8</sub> "	23 <sup>1</sup> / <sub>2</sub> "	56 <sup>3</sup> / <sub>16</sub> "	Y	<b>BT3WSLH5724BBFLS</b>	2,389.	2,748.	2,866.
	right hand	23 <sup>7</sup> / <sub>8</sub> "	23 <sup>1</sup> / <sub>2</sub> "	56 <sup>3</sup> / <sub>16</sub> "	Y	<b>BT3WSRH5724BBFLS</b>	2,389.	2,748.	2,866.



#### Order Code

Example: **BT3SBLH5724BBFLS-117**

<b>BT3</b>	Series 2 Steel Front
<b>SB</b>	Side Access Bookcase
<b>LH</b>	Left Hand Access
<b>57</b>	57" High
<b>24</b>	24" Wide
<b>B</b>	Box Drawer
<b>B</b>	Box Drawer
<b>F</b>	File Drawer
<b>L</b>	Locking
<b>117</b>	Soft Grey paint finish

#### Specification Information

For non-locking towers, deduct \$60 from the list price for single door and double door units or \$75 list for units with wardrobe. Substitute the "L" suffix with an "N" within the pattern number to designate a non-locking unit, example (DT3SLH6424BBFN)

"M" drawers consisting of a box drawer body with a file drawer head are available by substituting any two "B" or any one "F" character within the pattern number, example (DT3SLH6424MFN). Multiple "M" drawers may be specified providing they equal the total modules available.

A 6" drawer, behind a cupboard door is available by adding the numeral 1 to the end of the pattern number, example (DT3SLH6424BBFL1)

**Note:** 6" drawer behind doors are not available within the wardrobe portion of towers. Drawers behind doors can be specified with fronts painted in one of 6 accent colors. If an accent color is not selected the fronts will be painted black. Accent colors include, (MEY) Memo Yellow, (MRG) Marine Grey, (SFG) Seafoam Green, (REG) Robbins Egg Blue, (SSP) Sunset Pink and (KRD) Knoll Red.

#### Application Notes

Hanging rails and other accessories are not included and must be ordered separately. Hanging rails are included with 24" and 30" wide lateral drawers only. (See *Tower Accessories for pricing and order entry information*)

Half depth adjustable shelves and coat hooks may be ordered separately allowing the cupboard and wardrobe area of the 15", 24" and 30" wide towers to support binders as well as shorter coats. (See *Tower Accessories for pricing and order entry information*)

Single door towers: Include (2) locks

Double door towers: Include (2) locks

Wardrobe towers: Include (3) locks

15" wide Side Access Bookcase and Display towers: Include (1) lock

24" wide Side Access Bookcase and Display towers: Include (2) locks

#### Critical Dimensions

Dimensions under, **w**, **d** and **h** are actual to the nearest <sup>1</sup>/<sub>16</sub>"

50", 57" and 64" Tower Internal Dimensions

- Box and M drawer height: 4<sup>3</sup>/<sub>16</sub>"
- Box and M drawer width: 12<sup>1</sup>/<sub>16</sub>"
- Box and M drawer depth: 18<sup>3</sup>/<sub>8</sub>"
- File drawer height: 9<sup>1</sup>/<sub>4</sub>"
- File drawer width: 12<sup>1</sup>/<sub>16</sub>"
- File drawer depth: 18<sup>3</sup>/<sub>8</sub>"
- Wide drawer height: 9<sup>9</sup>/<sub>16</sub>"
- Wide drawer width: 20<sup>3</sup>/<sub>4</sub>"
- Wide drawer depth: 22<sup>7</sup>/<sub>8</sub>"

**Note:** All towers are configured from the top down with standard combinations of box and file drawers.

**Note:** Drawer behind door list pricing is as follows; 1= \$250

**Note:** Template pull wardrobes and cabinet doors utilize a pull and self closing hinge in place of touch latch.

# Storage Towers Steel Front - Template Pull

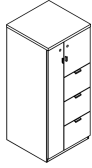
## 24" Wide Storage Towers

### 57" High

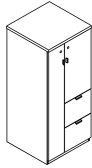
Series 2 Storage

Series 2 Steel Front Storage

description	type	w	d	h	lock	pattern no.	P1	P2	P3
57" High tower with three file drawers and door and wardrobe (left hand shown)	left hand	23 <sup>7</sup> / <sub>8</sub> "	23 <sup>1</sup> / <sub>2</sub> "	56 <sup>3</sup> / <sub>16</sub> "	Y	<b>BT3WSLH5724FFFLS</b>	\$2,356.	\$2,709.	\$2,824.
	right hand	23 <sup>7</sup> / <sub>8</sub> "	23 <sup>1</sup> / <sub>2</sub> "	56 <sup>3</sup> / <sub>16</sub> "	Y	<b>BT3WSRH5724FFFLS</b>	2,356.	2,709.	2,824.



57" High tower with two file drawers and door and wardrobe (left hand shown)	left hand	23 <sup>7</sup> / <sub>8</sub> "	23 <sup>1</sup> / <sub>2</sub> "	56 <sup>3</sup> / <sub>16</sub> "	Y	<b>BT3WSLH5724FFFLS</b>	2,116.	2,433.	2,539.
	right hand	23 <sup>7</sup> / <sub>8</sub> "	23 <sup>1</sup> / <sub>2</sub> "	56 <sup>3</sup> / <sub>16</sub> "	Y	<b>BT3WSRH5724FFFLS</b>	2,116.	2,433.	2,539.



#### Order Code

Example: **BT3SBLH5724BBFLS-117**

<b>BT3</b>	Series 2 Steel Front
<b>SB</b>	Side Access Bookcase
<b>LH</b>	Left Hand Access
<b>57</b>	57" High
<b>24</b>	24" Wide
<b>B</b>	Box Drawer
<b>B</b>	Box Drawer
<b>F</b>	File Drawer
<b>L</b>	Locking
<b>117</b>	Soft Grey paint finish

#### Specification Information

For non-locking towers, deduct \$60 from the list price for single door and double door units or \$75 list for units with wardrobe. Substitute the "L" suffix with an "N" within the pattern number to designate a non-locking unit, example (DT3SLH6424BBFN)

"M" drawers consisting of a box drawer body with a file drawer head are available by substituting any two "B" or any one "F" character within the pattern number, example (DT3SLH6424MFN). Multiple "M" drawers may be specified providing they equal the total modules available.

A 6" drawer, behind a cupboard door is available by adding the numeral 1 to the end of the pattern number, example (DT3SLH6424BBFL1)

**Note:** 6" drawer behind doors are not available within the wardrobe portion of towers. Drawers behind doors can be specified with fronts painted in one of 6 accent colors. If an accent color is not selected the fronts will be painted black. Accent colors include, (MEY) Memo Yellow, (MRG) Marine Grey, (SFG) Seafoam Green, (REG) Robbins Egg Blue, (SSP) Sunset Pink and (KRD) Knoll Red.

#### Application Notes

Hanging rails and other accessories are not included and must be ordered separately. Hanging rails are included with 24" and 30" wide lateral drawers only. (See *Tower Accessories for pricing and order entry information*)

Half depth adjustable shelves and coat hooks may be ordered separately allowing the cupboard and wardrobe area of the 15", 24" and 30" wide towers to support binders as well as shorter coats. (See *Tower Accessories for pricing and order entry information*)

Single door towers: Include (2) locks

Double door towers: Include (2) locks

Wardrobe towers: Include (3) locks

15" wide Side Access Bookcase and Display towers: Include (1) lock

24" wide Side Access Bookcase and Display towers: Include (2) locks

#### Critical Dimensions

Dimensions under, **w**, **d** and **h** are actual to the nearest <sup>1</sup>/<sub>16</sub>"

50", 57" and 64" Tower Internal Dimensions

- Box and M drawer height: 4<sup>5</sup>/<sub>16</sub>"
- Box and M drawer width: 12<sup>1</sup>/<sub>16</sub>"
- Box and M drawer depth: 18<sup>3</sup>/<sub>8</sub>"
- File drawer height: 9<sup>1</sup>/<sub>4</sub>"
- File drawer width: 12<sup>1</sup>/<sub>16</sub>"
- File drawer depth: 18<sup>3</sup>/<sub>8</sub>"
- Wide drawer height: 9<sup>9</sup>/<sub>16</sub>"
- Wide drawer width: 20<sup>3</sup>/<sub>4</sub>"
- Wide drawer depth: 22<sup>7</sup>/<sub>8</sub>"

**Note:** All towers are configured from the top down with standard combinations of box and file drawers.

**Note:** Drawer behind door list pricing is as follows;; 1= \$250

**Note:** Template pull wardrobes and cabinet doors utilize a pull and self closing hinge in place of touch latch.

# Storage Towers Steel Front - Template Pull

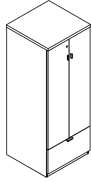
## 24" Wide Storage Towers

### 64" High

Series 2 Storage

description	type	w	d	h	lock	pattern no.	P1	P2	P3
-------------	------	---	---	---	------	-------------	----	----	----

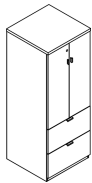
64" High Double Door tower with one wide drawer



		23 7/8"	23 1/2"	63 5/16"	Y	<b>BT3D6424WLS</b>	\$2,095.	\$2,411.	\$2,516.
--	--	---------	---------	----------	---	--------------------	----------	----------	----------

24" and 30" wide double door cabinets may be ordered with a grommet option located in the back of the case by adding a "G" between the 4th and 5th character of the pattern number, example (BT3D**G**6424WLS). Add \$100 list for this option. **Note**, by adding a "G" option, the cabinet will also receive AV hinged doors.

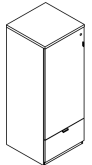
64" High Double Door tower with two wide drawers



		23 7/8"	23 1/2"	63 5/16"	Y	<b>BT3D6424WWLS</b>	2,484.	2,856.	2,982.
--	--	---------	---------	----------	---	---------------------	--------	--------	--------

24" and 30" wide double door cabinets may be ordered with a grommet option located in the back of the case by adding a "G" between the 4th and 5th character of the pattern number, example (DT3D**G**6424WL). Add \$100 list for this option. **Note**, by adding a "G" option, the cabinet will also receive AV hinged doors.

64" High Single Door tower with wide drawer (left hand shown)



left hand		23 7/8"	23 1/2"	63 5/16"	Y	<b>BT3SLH6424WLS</b>	1,778.	2,044.	2,133.
right hand		23 7/8"	23 1/2"	63 5/16"	Y	<b>BT3SRH6424WLS</b>	1,778.	2,044.	2,133.

#### Order Code

Example:	<b>BT3SBLH6424BBFLS-117</b>
<b>BT3</b>	Series 2 Steel Front
<b>SB</b>	Side Access Bookcase
<b>LH</b>	Left Hand Access
<b>64</b>	64" High
<b>24</b>	24" Wide
<b>B</b>	Box Drawer
<b>B</b>	Box Drawer
<b>F</b>	File Drawer
<b>L</b>	Locking
<b>117</b>	Soft Grey paint finish

#### Specification Information

For non-locking towers, deduct \$60 from the list price for single door and double door units or \$75 list for units with wardrobe. Substitute the "L" suffix with an "N" within the pattern number to designate a non-locking unit, example (DT3SLH6424BBFN)

"M" drawers consisting of a box drawer body with a file drawer head are available by substituting any two "B" or any one "F" character within the pattern number, example (DT3SLH6424MFN). Multiple "M" drawers may be specified providing they equal the total modules available.

A 6" drawer, behind a cupboard door is available by adding the numeral 1 to the end of the pattern number, example (DT3SLH6424BBFL1)

**Note:** 6" drawer behind doors are not available within the wardrobe portion of towers. Drawers behind doors can be specified with fronts painted in one of 6 accent colors. If an accent color is not selected the fronts will be painted black. Accent colors include, (MEY) Memo Yellow, (MRG) Marine Grey, (SFG) Seafoam Green, (REG) Robbins Egg Blue, (SSP) Sunset Pink and (KRD) Knoll Red.

#### Application Notes

Hanging rails and other accessories are not included and must be ordered separately. Hanging rails are included with 24" and 30" wide lateral drawers only. (See *Tower Accessories for pricing and order entry information*)

Half depth adjustable shelves and coat hooks may be ordered separately allowing the cupboard and wardrobe area of the 15", 24" and 30" wide towers to support binders as well as shorter coats. (See *Tower Accessories for pricing and order entry information*)

Single door towers: Include (2) locks

Double door towers: Include (2) locks

Wardrobe towers: Include (3) locks

15" wide Side Access Bookcase and Display towers: Include (1) lock

24" wide Side Access Bookcase and Display towers: Include (2) locks

#### Critical Dimensions

Dimensions under, **w**, **d** and **h** are actual to the nearest 1/16"

50", 57" and 64" Tower Internal Dimensions

- Box and M drawer height: 4 5/16"
- Box and M drawer width: 12 1/16"
- Box and M drawer depth: 18 3/8"
- File drawer height: 9 1/4"
- File drawer width: 12 1/16"
- File drawer depth: 18 3/8"
- Wide drawer height: 9 7/16"
- Wide drawer width: 20 3/4"
- Wide drawer depth: 22 7/8"

**Note:** All towers are configured from the top down with standard combinations of box and file drawers.

**Note:** Drawer behind door list pricing is as follows: 1= \$250

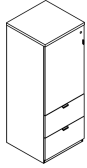
**Note:** Template pull wardrobes and cabinet doors utilize a pull and self closing hinge in place of touch latch.

# Storage Towers Steel Front - Template Pull

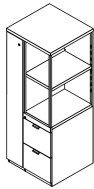
## 24" Wide Storage Towers

### 64" High

description	type	w	d	h	lock	pattern no.	P1	P2	P3
64" High Single Door tower with two wide drawers (left hand shown)	left hand	23 <sup>7</sup> / <sub>8</sub> "	23 <sup>1</sup> / <sub>2</sub> "	63 <sup>5</sup> / <sub>16</sub> "	Y	<b>BT3SLH6424WWLS</b>	\$2,129.	\$2,448.	\$2,554.
	right hand	23 <sup>7</sup> / <sub>8</sub> "	23 <sup>1</sup> / <sub>2</sub> "	63 <sup>5</sup> / <sub>16</sub> "	Y	<b>BT3SRH6424WWLS</b>	2,129.	2,448.	2,554.



64" High Display tower with two file drawers and wardrobe (left hand shown)	left hand	23 <sup>7</sup> / <sub>8</sub> "	23 <sup>1</sup> / <sub>2</sub> "	63 <sup>5</sup> / <sub>16</sub> "	Y	<b>BT3WBDLH6424FFLS</b>	2,473.	2,846.	2,969.
	right hand	23 <sup>7</sup> / <sub>8</sub> "	23 <sup>1</sup> / <sub>2</sub> "	63 <sup>5</sup> / <sub>16</sub> "	Y	<b>BT3WBDRH6424FFLS</b>	2,473.	2,846.	2,969.



#### Order Code

Example:	<b>BT3SBLH6424BBFLS-117</b>
<b>BT3</b>	Series 2 Steel Front
<b>SB</b>	Side Access Bookcase
<b>LH</b>	Left Hand Access
<b>64</b>	64" High
<b>24</b>	24" Wide
<b>B</b>	Box Drawer
<b>B</b>	Box Drawer
<b>F</b>	File Drawer
<b>L</b>	Locking
<b>117</b>	Soft Grey paint finish

#### Specification Information

For non-locking towers, deduct \$60 from the list price for single door and double door units or \$75 list for units with wardrobe. Substitute the "L" suffix with an "N" within the pattern number to designate a non-locking unit, example (DT3SLH6424BBFN)

"M" drawers consisting of a box drawer body with a file drawer head are available by substituting any two "B" or any one "F" character within the pattern number, example (DT3SLH6424MFN). Multiple "M" drawers may be specified providing they equal the total modules available.

A 6" drawer, behind a cupboard door is available by adding the numeral 1 to the end of the pattern number, example (DT3SLH6424BBFL1)

**Note:** 6" drawer behind doors are not available within the wardrobe portion of towers. Drawers behind doors can be specified with fronts painted in one of 6 accent colors. If an accent color is not selected the fronts will be painted black. Accent colors include, (MEY) Memo Yellow, (MRG) Marine Grey, (SFG) Seafoam Green, (REG) Robbins Egg Blue, (SSP) Sunset Pink and (KRD) Knoll Red.

#### Application Notes

Hanging rails and other accessories are not included and must be ordered separately. Hanging rails are included with 24" and 30" wide lateral drawers only. (See *Tower Accessories for pricing and order entry information*)

Half depth adjustable shelves and coat hooks may be ordered separately allowing the cupboard and wardrobe area of the 15", 24" and 30" wide towers to support binders as well as shorter coats. (See *Tower Accessories for pricing and order entry information*)

Single door towers: Include (2) locks

Double door towers: Include (2) locks

Wardrobe towers: Include (3) locks

15" wide Side Access Bookcase and Display towers: Include (1) lock

24" wide Side Access Bookcase and Display towers: Include (2) locks

#### Critical Dimensions

Dimensions under, **w**, **d** and **h** are actual to the nearest <sup>1</sup>/<sub>16</sub>"

50", 57" and 64" Tower Internal Dimensions

- Box and M drawer height: 4<sup>5</sup>/<sub>16</sub>"
- Box and M drawer width: 12<sup>1</sup>/<sub>16</sub>"
- Box and M drawer depth: 18<sup>3</sup>/<sub>8</sub>"
- File drawer height: 9<sup>1</sup>/<sub>4</sub>"
- File drawer width: 12<sup>1</sup>/<sub>16</sub>"
- File drawer depth: 18<sup>3</sup>/<sub>8</sub>"
- Wide drawer height: 9<sup>3</sup>/<sub>16</sub>"
- Wide drawer width: 20<sup>3</sup>/<sub>4</sub>"
- Wide drawer depth: 22<sup>7</sup>/<sub>8</sub>"

**Note:** All towers are configured from the top down with standard combinations of box and file drawers.

**Note:** Drawer behind door list pricing is as follows: 1 = \$250

**Note:** Template pull wardrobes and cabinet doors utilize a pull and self closing hinge in place of touch latch.

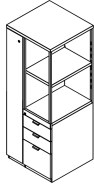
# Storage Towers Steel Front - Template Pull

## 24" Wide Storage Towers

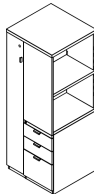
### 64" High

Series 2 Storage

description	type	w	d	h	lock	pattern no.	P1	P2	P3
64" High Display tower with two box and one file drawer and wardrobe (left hand shown)	left hand	23 <sup>7</sup> / <sub>8</sub> "	23 <sup>1</sup> / <sub>2</sub> "	63 <sup>5</sup> / <sub>16</sub> "	Y	<b>BT3WBDLH6424BBFLS</b>	\$2,565.	\$2,949.	\$3,076.
	right hand	23 <sup>7</sup> / <sub>8</sub> "	23 <sup>1</sup> / <sub>2</sub> "	63 <sup>5</sup> / <sub>16</sub> "	Y	<b>BT3WBDRH6424BBFLS</b>	2,565.	2,949.	3,076.



64" High Side Access Bookcase with two box and one file drawer with wardrobe (left hand shown)	left hand	23 <sup>7</sup> / <sub>8</sub> "	23 <sup>1</sup> / <sub>2</sub> "	63 <sup>5</sup> / <sub>16</sub> "	Y	<b>BT3WSBLH6424BBFLS</b>	2,539.	2,920.	3,047.
	right hand	23 <sup>7</sup> / <sub>8</sub> "	23 <sup>1</sup> / <sub>2</sub> "	63 <sup>5</sup> / <sub>16</sub> "	Y	<b>BT3WSBRH6424BBFLS</b>	2,539.	2,920.	3,047.



#### Order Code

Example:	<b>BT3SBLH6424BBFLS-117</b>
<b>BT3</b>	Series 2 Steel Front
<b>SB</b>	Side Access Bookcase
<b>LH</b>	Left Hand Access
<b>64</b>	64" High
<b>24</b>	24" Wide
<b>B</b>	Box Drawer
<b>B</b>	Box Drawer
<b>F</b>	File Drawer
<b>L</b>	Locking
<b>117</b>	Soft Grey paint finish

#### Specification Information

For non-locking towers, deduct \$60 from the list price for single door and double door units or \$75 list for units with wardrobe. Substitute the "L" suffix with an "N" within the pattern number to designate a non-locking unit, example (DT3SLH6424BBFN)

"M" drawers consisting of a box drawer body with a file drawer head are available by substituting any two "B" or any one "F" character within the pattern number, example (DT3SLH6424MFN). Multiple "M" drawers may be specified providing they equal the total modules available.

A 6" drawer, behind a cupboard door is available by adding the numeral 1 to the end of the pattern number, example (DT3SLH6424BBFL1)

**Note:** 6" drawer behind doors are not available within the wardrobe portion of towers. Drawers behind doors can be specified with fronts painted in one of 6 accent colors. If an accent color is not selected the fronts will be painted black. Accent colors include, (MEY) Memo Yellow, (MRG) Marine Grey, (SFG) Seafoam Green, (REG) Robbins Egg Blue, (SSP) Sunset Pink and (KRD) Knoll Red.

#### Application Notes

Hanging rails and other accessories are not included and must be ordered separately. Hanging rails are included with 24" and 30" wide lateral drawers only. (See *Tower Accessories for pricing and order entry information*)

Half depth adjustable shelves and coat hooks may be ordered separately allowing the cupboard and wardrobe area of the 15", 24" and 30" wide towers to support binders as well as shorter coats. (See *Tower Accessories for pricing and order entry information*)

Single door towers: Include (2) locks

Double door towers: Include (2) locks

Wardrobe towers: Include (3) locks

15" wide Side Access Bookcase and Display towers: Include (1) lock

24" wide Side Access Bookcase and Display towers: Include (2) locks

#### Critical Dimensions

Dimensions under, **w**, **d** and **h** are actual to the nearest <sup>1</sup>/<sub>16</sub>"

50", 57" and 64" Tower Internal Dimensions

- Box and M drawer height: 4<sup>5</sup>/<sub>16</sub>"
- Box and M drawer width: 12<sup>1</sup>/<sub>16</sub>"
- Box and M drawer depth: 18<sup>3</sup>/<sub>8</sub>"
- File drawer height: 9<sup>1</sup>/<sub>4</sub>"
- File drawer width: 12<sup>1</sup>/<sub>16</sub>"
- File drawer depth: 18<sup>3</sup>/<sub>8</sub>"
- Wide drawer height: 9<sup>3</sup>/<sub>16</sub>"
- Wide drawer width: 20<sup>3</sup>/<sub>4</sub>"
- Wide drawer depth: 22<sup>7</sup>/<sub>8</sub>"

**Note:** All towers are configured from the top down with standard combinations of box and file drawers.

**Note:** Drawer behind door list pricing is as follows: 1 = \$250

**Note:** Template pull wardrobes and cabinet doors utilize a pull and self closing hinge in place of touch latch.

# Storage Towers Steel Front - Template Pull

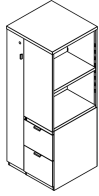
## 24" Wide Storage Towers

### 64" High

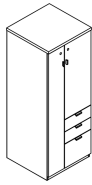
Series 2 Storage

Series 2 Steel Front Storage

description	type	w	d	h	lock	pattern no.	P1	P2	P3
64" High Side Access Bookcase with two file drawers with wardrobe (left hand shown)	left hand	23 <sup>7</sup> / <sub>8</sub> "	23 <sup>1</sup> / <sub>2</sub> "	63 <sup>5</sup> / <sub>16</sub> "	Y	<b>BT3WSBLH6424FFLS</b>	\$2,451.	\$2,820.	\$2,944.
	right hand	23 <sup>7</sup> / <sub>8</sub> "	23 <sup>1</sup> / <sub>2</sub> "	63 <sup>5</sup> / <sub>16</sub> "	Y	<b>BT3WSBRH6424FFLS</b>	2,451.	2,820.	2,944.



64" High tower with two box and one file drawer and door and wardrobe (left hand shown)	left hand	23 <sup>7</sup> / <sub>8</sub> "	23 <sup>1</sup> / <sub>2</sub> "	63 <sup>5</sup> / <sub>16</sub> "	Y	<b>BT3WSLH6424BBFLS</b>	2,280.	2,623.	2,737.
	right hand	23 <sup>7</sup> / <sub>8</sub> "	23 <sup>1</sup> / <sub>2</sub> "	63 <sup>5</sup> / <sub>16</sub> "	Y	<b>BT3WSRH6424BBFLS</b>	2,280.	2,623.	2,737.



#### Order Code

Example:	<b>BT3SBLH6424BBFLS-117</b>
<b>BT3</b>	Series 2 Steel Front
<b>SB</b>	Side Access Bookcase
<b>LH</b>	Left Hand Access
<b>64</b>	64" High
<b>24</b>	24" Wide
<b>B</b>	Box Drawer
<b>B</b>	Box Drawer
<b>F</b>	File Drawer
<b>L</b>	Locking
<b>117</b>	Soft Grey paint finish

#### Specification Information

For non-locking towers, deduct \$60 from the list price for single door and double door units or \$75 list for units with wardrobe. Substitute the "L" suffix with an "N" within the pattern number to designate a non-locking unit, example (DT3SLH6424BBFN)

"M" drawers consisting of a box drawer body with a file drawer head are available by substituting any two "B" or any one "F" character within the pattern number, example (DT3SLH6424MFN). Multiple "M" drawers may be specified providing they equal the total modules available.

A 6" drawer, behind a cupboard door is available by adding the numeral 1 to the end of the pattern number, example (DT3SLH6424BBFL1)

**Note:** 6" drawer behind doors are not available within the wardrobe portion of towers. Drawers behind doors can be specified with fronts painted in one of 6 accent colors. If an accent color is not selected the fronts will be painted black. Accent colors include, (MEY) Memo Yellow, (MRG) Marine Grey, (SFG) Seafoam Green, (REG) Robbins Egg Blue, (SSP) Sunset Pink and (KRD) Knoll Red.

#### Application Notes

Hanging rails and other accessories are not included and must be ordered separately. Hanging rails are included with 24" and 30" wide lateral drawers only. (See *Tower Accessories for pricing and order entry information*)

Half depth adjustable shelves and coat hooks may be ordered separately allowing the cupboard and wardrobe area of the 15", 24" and 30" wide towers to support binders as well as shorter coats. (See *Tower Accessories for pricing and order entry information*)

Single door towers: Include (2) locks

Double door towers: Include (2) locks

Wardrobe towers: Include (3) locks

15" wide Side Access Bookcase and Display towers: Include (1) lock

24" wide Side Access Bookcase and Display towers: Include (2) locks

#### Critical Dimensions

Dimensions under, **w**, **d** and **h** are actual to the nearest <sup>1</sup>/<sub>16</sub>"

50", 57" and 64" Tower Internal Dimensions

- Box and M drawer height: 4<sup>5</sup>/<sub>16</sub>"
- Box and M drawer width: 12<sup>1</sup>/<sub>16</sub>"
- Box and M drawer depth: 18<sup>3</sup>/<sub>8</sub>"
- File drawer height: 9<sup>1</sup>/<sub>4</sub>"
- File drawer width: 12<sup>1</sup>/<sub>16</sub>"
- File drawer depth: 18<sup>3</sup>/<sub>8</sub>"
- Wide drawer height: 9<sup>3</sup>/<sub>16</sub>"
- Wide drawer width: 20<sup>3</sup>/<sub>4</sub>"
- Wide drawer depth: 22<sup>7</sup>/<sub>8</sub>"

**Note:** All towers are configured from the top down with standard combinations of box and file drawers.

**Note:** Drawer behind door list pricing is as follows: 1 = \$250

**Note:** Template pull wardrobes and cabinet doors utilize a pull and self closing hinge in place of touch latch.

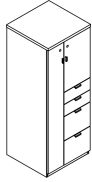
# Storage Towers Steel Front - Template Pull

## 24" Wide Storage Towers

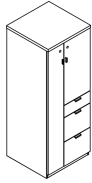
### 64" High

Series 2 Storage

description	type	w	d	h	lock	pattern no.	P1	P2	P3
64" High tower with two box and two file drawers and door and wardrobe (left hand shown)	left hand	23 7/8"	23 1/2"	63 5/16"	Y	<b>BT3WSLH6424BBFFLS</b>	\$2,620.	\$3,012.	\$3,142.
	right hand	23 7/8"	23 1/2"	63 5/16"	Y	<b>BT3WSRH6424BBFFLS</b>	2,620.	3,012.	3,142.



64" High tower with one box and two file drawers and door and wardrobe (left hand shown)	left hand	23 7/8"	23 1/2"	63 5/16"	Y	<b>BT3WSLH6424BBFFLS</b>	2,424.	2,787.	2,910.
	right hand	23 7/8"	23 1/2"	63 5/16"	Y	<b>BT3WSRH6424BBFFLS</b>	2,424.	2,787.	2,910.



#### Order Code

Example:	<b>BT3SBLH6424BBFSL-117</b>
<b>BT3</b>	Series 2 Steel Front
<b>SB</b>	Side Access Bookcase
<b>LH</b>	Left Hand Access
<b>64</b>	64" High
<b>24</b>	24" Wide
<b>B</b>	Box Drawer
<b>B</b>	Box Drawer
<b>F</b>	File Drawer
<b>L</b>	Locking
<b>117</b>	Soft Grey paint finish

#### Specification Information

For non-locking towers, deduct \$60 from the list price for single door and double door units or \$75 list for units with wardrobe. Substitute the "L" suffix with an "N" within the pattern number to designate a non-locking unit, example (DT3SLH6424BBFN)

"M" drawers consisting of a box drawer body with a file drawer head are available by substituting any two "B" or any one "F" character within the pattern number, example (DT3SLH6424MFN). Multiple "M" drawers may be specified providing they equal the total modules available.

A 6" drawer, behind a cupboard door is available by adding the numeral 1 to the end of the pattern number, example (DT3SLH6424BBFL1)

**Note:** 6" drawer behind doors are not available within the wardrobe portion of towers. Drawers behind doors can be specified with fronts painted in one of 6 accent colors. If an accent color is not selected the fronts will be painted black. Accent colors include, (MEY) Memo Yellow, (MRG) Marine Grey, (SFG) Seafoam Green, (REG) Robbins Egg Blue, (SSP) Sunset Pink and (KRD) Knoll Red.

#### Application Notes

Hanging rails and other accessories are not included and must be ordered separately. Hanging rails are included with 24" and 30" wide lateral drawers only. (See *Tower Accessories for pricing and order entry information*)

Half depth adjustable shelves and coat hooks may be ordered separately allowing the cupboard and wardrobe area of the 15", 24" and 30" wide towers to support binders as well as shorter coats. (See *Tower Accessories for pricing and order entry information*)

Single door towers: Include (2) locks

Double door towers: Include (2) locks

Wardrobe towers: Include (3) locks

15" wide Side Access Bookcase and Display towers: Include (1) lock

24" wide Side Access Bookcase and Display towers: Include (2) locks

#### Critical Dimensions

Dimensions under, **w**, **d** and **h** are actual to the nearest 1/16"

50", 57" and 64" Tower Internal Dimensions

- Box and M drawer height: 4 5/16"
- Box and M drawer width: 12 1/16"
- Box and M drawer depth: 18 3/8"
- File drawer height: 9 1/4"
- File drawer width: 12 1/16"
- File drawer depth: 18 3/8"
- Wide drawer height: 9 7/16"
- Wide drawer width: 20 3/4"
- Wide drawer depth: 22 7/8"

**Note:** All towers are configured from the top down with standard combinations of box and file drawers.

**Note:** Drawer behind door list pricing is as follows: 1 = \$250

**Note:** Template pull wardrobes and cabinet doors utilize a pull and self closing hinge in place of touch latch.

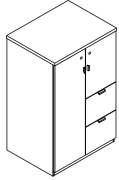


# Storage Towers Steel Front - Template Pull

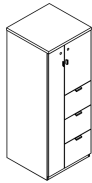
## 24" Wide Storage Towers

### 64" High

description	type	w	d	h	lock	pattern no.	P1	P2	P3
64" High tower with two file drawers and door and wardrobe (left hand shown)	left hand	23 <sup>7</sup> / <sub>8</sub> "	23 <sup>1</sup> / <sub>2</sub> "	63 <sup>5</sup> / <sub>16</sub> "	Y	<b>BT3WSLH6424FFLS</b>	\$2,177.	\$2,505.	\$2,614.
	right hand	23 <sup>7</sup> / <sub>8</sub> "	23 <sup>1</sup> / <sub>2</sub> "	63 <sup>5</sup> / <sub>16</sub> "	Y	<b>BT3WSRH6424FFLS</b>	2,177.	2,505.	2,614.



64" High tower with three file drawers and door and wardrobe (left hand shown)	left hand	23 <sup>7</sup> / <sub>8</sub> "	23 <sup>1</sup> / <sub>2</sub> "	63 <sup>5</sup> / <sub>16</sub> "	Y	<b>BT3WSLH6424FFFLS</b>	2,412.	2,773.	2,892.
	right hand	23 <sup>7</sup> / <sub>8</sub> "	23 <sup>1</sup> / <sub>2</sub> "	63 <sup>5</sup> / <sub>16</sub> "	Y	<b>BT3WSRH6424FFFLS</b>	2,412.	2,773.	2,892.



#### Order Code

Example:	<b>BT3SBLH6424BBFLS-117</b>
<b>BT3</b>	Series 2 Steel Front
<b>SB</b>	Side Access Bookcase
<b>LH</b>	Left Hand Access
<b>64</b>	64" High
<b>24</b>	24" Wide
<b>B</b>	Box Drawer
<b>B</b>	Box Drawer
<b>F</b>	File Drawer
<b>L</b>	Locking
<b>117</b>	Soft Grey paint finish

#### Specification Information

For non-locking towers, deduct \$60 from the list price for single door and double door units or \$75 list for units with wardrobe. Substitute the "L" suffix with an "N" within the pattern number to designate a non-locking unit, example (DT3SLH6424BBFN)

"M" drawers consisting of a box drawer body with a file drawer head are available by substituting any two "B" or any one "F" character within the pattern number, example (DT3SLH6424MFN). Multiple "M" drawers may be specified providing they equal the total modules available.

A 6" drawer, behind a cupboard door is available by adding the numeral 1 to the end of the pattern number, example (DT3SLH6424BBFL1)

**Note:** 6" drawer behind doors are not available within the wardrobe portion of towers. Drawers behind doors can be specified with fronts painted in one of 6 accent colors. If an accent color is not selected the fronts will be painted black. Accent colors include, (MEY) Memo Yellow, (MRG) Marine Grey, (SFG) Seafoam Green, (REG) Robbins Egg Blue, (SSP) Sunset Pink and (KRD) Knoll Red.

#### Application Notes

Hanging rails and other accessories are not included and must be ordered separately. Hanging rails are included with 24" and 30" wide lateral drawers only. (See *Tower Accessories for pricing and order entry information*)

Half depth adjustable shelves and coat hooks may be ordered separately allowing the cupboard and wardrobe area of the 15", 24" and 30" wide towers to support binders as well as shorter coats. (See *Tower Accessories for pricing and order entry information*)

Single door towers: Include (2) locks

Double door towers: Include (2) locks

Wardrobe towers: Include (3) locks

15" wide Side Access Bookcase and Display towers: Include (1) lock

24" wide Side Access Bookcase and Display towers: Include (2) locks

#### Critical Dimensions

Dimensions under, **w**, **d** and **h** are actual to the nearest <sup>1</sup>/<sub>16</sub>"

50", 57" and 64" Tower Internal Dimensions

- Box and M drawer height: 4<sup>5</sup>/<sub>16</sub>"
- Box and M drawer width: 12<sup>1</sup>/<sub>16</sub>"
- Box and M drawer depth: 18<sup>3</sup>/<sub>8</sub>"
- File drawer height: 9<sup>1</sup>/<sub>4</sub>"
- File drawer width: 12<sup>1</sup>/<sub>16</sub>"
- File drawer depth: 18<sup>3</sup>/<sub>8</sub>"
- Wide drawer height: 9<sup>3</sup>/<sub>16</sub>"
- Wide drawer width: 20<sup>3</sup>/<sub>4</sub>"
- Wide drawer depth: 22<sup>7</sup>/<sub>8</sub>"

**Note:** All towers are configured from the top down with standard combinations of box and file drawers.

**Note:** Drawer behind door list pricing is as follows: 1= \$250

**Note:** Template pull wardrobes and cabinet doors utilize a pull and self closing hinge in place of touch latch.

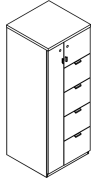
# Storage Towers Steel Front - Template Pull

## 24" Wide Storage Towers

### 64" High

Series 2 Storage

description	type	w	d	h	lock	pattern no.	P1	P2	P3
64" High tower with four file drawers and door and wardrobe (left hand shown)	left hand	23 7/8"	23 1/2"	63 7/16"	Y	<b>BT3WSLH6424FFFLS</b>	\$2,656.	\$3,052.	\$3,183.
	right hand	23 7/8"	23 1/2"	63 7/16"	Y	<b>BT3WSRH6424FFFLS</b>	2,656.	3,052.	3,183.



#### Order Code

Example:	<b>BT3SBLH6424BBFLS-117</b>
<b>BT3</b>	Series 2 Steel Front
<b>SB</b>	Side Access Bookcase
<b>LH</b>	Left Hand Access
<b>64</b>	64" High
<b>24</b>	24" Wide
<b>B</b>	Box Drawer
<b>B</b>	Box Drawer
<b>F</b>	File Drawer
<b>L</b>	Locking
<b>117</b>	Soft Grey paint finish

#### Specification Information

For non-locking towers, deduct \$60 from the list price for single door and double door units or \$75 list for units with wardrobe. Substitute the "L" suffix with an "N" within the pattern number to designate a non-locking unit, example (DT3SLH6424BBFN)

"M" drawers consisting of a box drawer body with a file drawer head are available by substituting any two "B" or any one "F" character within the pattern number, example (DT3SLH6424MFN). Multiple "M" drawers may be specified providing they equal the total modules available.

A 6" drawer, behind a cupboard door is available by adding the numeral 1 to the end of the pattern number, example (DT3SLH6424BBFL1)

**Note:** 6" drawer behind doors are not available within the wardrobe portion of towers. Drawers behind doors can be specified with fronts painted in one of 6 accent colors. If an accent color is not selected the fronts will be painted black. Accent colors include, (MEY) Memo Yellow, (MRG) Marine Grey, (SFG) Seafoam Green, (REG) Robbins Egg Blue, (SSP) Sunset Pink and (KRD) Knoll Red.

#### Application Notes

Hanging rails and other accessories are not included and must be ordered separately. Hanging rails are included with 24" and 30" wide lateral drawers only. (See *Tower Accessories for pricing and order entry information*)

Half depth adjustable shelves and coat hooks may be ordered separately allowing the cupboard and wardrobe area of the 15", 24" and 30" wide towers to support binders as well as shorter coats. (See *Tower Accessories for pricing and order entry information*)

Single door towers: Include (2) locks

Double door towers: Include (2) locks

Wardrobe towers: Include (3) locks

15" wide Side Access Bookcase and Display towers: Include (1) lock

24" wide Side Access Bookcase and Display towers: Include (2) locks

#### Critical Dimensions

Dimensions under, **w**, **d** and **h** are actual to the nearest 1/16"

50", 57" and 64" Tower Internal Dimensions

- Box and M drawer height: 4 5/16"
- Box and M drawer width: 12 1/16"
- Box and M drawer depth: 18 3/8"
- File drawer height: 9 1/4"
- File drawer width: 12 1/16"
- File drawer depth: 18 3/8"
- Wide drawer height: 9 7/16"
- Wide drawer width: 20 3/4"
- Wide drawer depth: 22 7/8"

**Note:** All towers are configured from the top down with standard combinations of box and file drawers.

**Note:** Drawer behind door list pricing is as follows: 1 = \$250

**Note:** Template pull wardrobes and cabinet doors utilize a pull and self closing hinge in place of touch latch.

# Storage Towers Steel Front - Template Pull

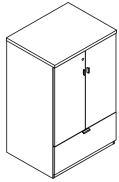
## 30" Wide Storage Towers

### 50" High

Series 2 Storage

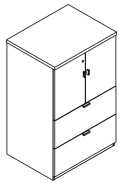
Series 2 Steel Front Storage

description	type	w	d	h	lock	pattern no.	P1	P2	P3
50" High Double Door tower with one wide drawer		29 <sup>7</sup> / <sub>8</sub> "	23 <sup>1</sup> / <sub>2</sub> "	48 <sup>5</sup> / <sub>16</sub> "	Y	<b>BT3D5030WLS</b>	\$2,312.	\$2,660.	\$2,776.



24" and 30" wide double door cabinets may be ordered with a grommet option located in the back of the case by adding a "G" between the 4th and 5th character of the pattern number, example (BT3D**G**6424WLS). Add \$100 list for this option. **Note**, by adding a "G" option, the cabinet will also receive AV hinged doors.

50" High Double Door tower with two wide drawers		29 <sup>7</sup> / <sub>8</sub> "	23 <sup>1</sup> / <sub>2</sub> "	48 <sup>5</sup> / <sub>16</sub> "	Y	<b>BT3D5030WWLS</b>	2,770.	3,182.	3,323.
--	--	----------------------------------	----------------------------------	-----------------------------------	---	---------------------	--------	--------	--------



24" and 30" wide double door cabinets may be ordered with a grommet option located in the back of the case by adding a "G" between the 4th and 5th character of the pattern number, example (BT3D**G**6424WLS). Add \$100 list for this option. **Note**, by adding a "G" option, the cabinet will also receive AV hinged doors.

Order Code	Specification Information	Application Notes	Critical Dimensions
Example: <b>BT3WSLH5030BBFLS-117</b>	For non-locking towers, deduct \$60 from the list price for single door and double door units or \$75 for units with wardrobe. Substitute the "L" suffix with a "N" within the pattern number to designate a non-locking unit, example (DT3WSLH5030BBFN)	<b>Note:</b> 6" drawers behind doors are not available within the wardrobe portion of towers. Drawers behind doors can be specified with fronts painted in one of 6 accent colors. If an accent color is not selected the fronts will be painted black. Accent colors include, ( <b>MEY</b> ) Memo Yellow, ( <b>MRG</b> ) Marine Grey, ( <b>SFG</b> ) Seafoam Green, ( <b>REG</b> ) Robbins Egg Blue, ( <b>SSP</b> ) Sunset Pink and ( <b>KRD</b> ) Knoll Red.	Dimensions under, <b>w</b> , <b>d</b> and <b>h</b> are actual to the nearest 1/16"
<b>BT3</b> Series 2 Steel Front			50", 57" and 64" Tower Internal Dimensions
<b>WS</b> Wardrobe and Single Door			<ul style="list-style-type: none"> <li>Box and M drawer height: 4<sup>3</sup>/<sub>16</sub>"</li> <li>Box and M drawer width: 12<sup>1</sup>/<sub>16</sub>"</li> <li>Box and M drawer depth: 18<sup>3</sup>/<sub>8</sub>"</li> <li>File drawer height: 9<sup>1</sup>/<sub>4</sub>"</li> <li>File drawer width: 12<sup>1</sup>/<sub>16</sub>"</li> <li>File drawer depth: 18<sup>3</sup>/<sub>8</sub>"</li> <li>Wide drawer height: 9<sup>7</sup>/<sub>16</sub>"</li> <li>Wide drawer width: 20<sup>3</sup>/<sub>4</sub>"</li> <li>Wide drawer depth: 22<sup>7</sup>/<sub>8</sub>"</li> </ul>
<b>LH</b> Left Hand Access			
<b>50</b> 50" High			
<b>30</b> 30" Wide			
<b>B</b> Box Drawer	"M" drawers consisting of a box drawer body with a file drawer head are available by substituting any two "B" or any one "F" character within the pattern number, example (DT3WSLH5030MFN). Multiple "M" drawers may be specified providing they equal the total modules available. A 6" drawer, behind a cupboard door is available by adding the numeral 1 to the end of the pattern number, example (DT3WSLH6430BBFL1)	<b>Note: Drawers behind doors list prices are as follows: 1= \$250</b>	
<b>B</b> Box Drawer			
<b>F</b> File Drawer			
<b>L</b> Locking			
<b>117</b> Soft Grey paint finish	Single door towers: Include (2) locks. Double door towers: Include (2) locks. Wardrobe towers: Include (3) locks. 15" wide Side Access Bookcase and Display towers: Include (1) lock. 24" wide Side Access Bookcase and Display towers: Include (2) locks	<b>Application Notes</b> Hanging rails and other accessories are not included and must be ordered separately. Hanging rails are included with 24" and 30" wide lateral drawers only. (See <i>Tower Accessories for pricing and order entry information</i> )  Half depth adjustable shelves and coat hooks may be ordered separately allowing the cupboard and wardrobe area of the 15", 24" and 30" wide towers to support binders as well as shorter coats. (See <i>Tower Accessories for pricing and order entry information</i> )	<b>Note:</b> All towers are configured from the top down with standard combinations of box and file drawers.  <b>Note:</b> Template pull wardrobes and cabinet doors utilize a pull and self closing hinge in place of touch latch.

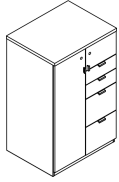
# Storage Towers Steel Front - Template Pull

## 30" Wide Storage Towers

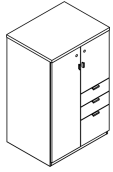
### 50" High

Series 2 Storage

description	type	w	d	h	lock	pattern no.	P1	P2	P3
50" High tower with two box and two file drawers and door and wardrobe (left hand shown)	left hand	29 <sup>7</sup> / <sub>8</sub> "	23 <sup>1</sup> / <sub>2</sub> "	48 <sup>5</sup> / <sub>16</sub> "	Y	<b>BT3WSLH5030BBFLS</b>	\$2,550.	\$2,930.	\$3,059.
	right hand	29 <sup>7</sup> / <sub>8</sub> "	23 <sup>1</sup> / <sub>2</sub> "	48 <sup>5</sup> / <sub>16</sub> "	Y	<b>BT3WSRH5030BBFLS</b>	2,550.	2,930.	3,059.



50" High tower with two box and one file drawer and door and wardrobe (left hand shown)	left hand	29 <sup>7</sup> / <sub>8</sub> "	23 <sup>1</sup> / <sub>2</sub> "	48 <sup>5</sup> / <sub>16</sub> "	Y	<b>BT3WSLH5030BBFLS</b>	2,301.	2,644.	2,759.
	right hand	29 <sup>7</sup> / <sub>8</sub> "	23 <sup>1</sup> / <sub>2</sub> "	48 <sup>5</sup> / <sub>16</sub> "	Y	<b>BT3WSRH5030BBFLS</b>	2,301.	2,644.	2,759.



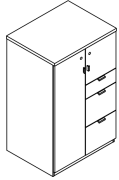
Order Code	Specification Information	Application Notes	Critical Dimensions
Example: <b>BT3WSLH5030BBFLS-117</b>	For non-locking towers, deduct \$60 from the list price for single door and double door units or \$75 for units with wardrobe. Substitute the "L" suffix with a "N" within the pattern number to designate a non-locking unit, example (DT3WSLH5030BBFN)	<b>Note:</b> 6" drawers behind doors are not available within the wardrobe portion of towers. Drawers behind doors can be specified with fronts painted in one of 6 accent colors. If an accent color is not selected the fronts will be painted black. Accent colors include, (MEY) Memo Yellow, (MRG) Marine Grey, (SFG) Seafoam Green, (REG) Robbins Egg Blue, (SSP) Sunset Pink and (KRD) Knoll Red.	Dimensions under, <b>w</b> , <b>d</b> and <b>h</b> are actual to the nearest 1/16"
<b>BT3</b> Series 2 Steel Front			50", 57" and 64" Tower Internal Dimensions
<b>WS</b> Wardrobe and Single Door			<ul style="list-style-type: none"> <li>Box and M drawer height: 4<sup>3</sup>/<sub>16</sub>"</li> <li>Box and M drawer width: 12<sup>1</sup>/<sub>16</sub>"</li> <li>Box and M drawer depth: 18<sup>3</sup>/<sub>8</sub>"</li> <li>File drawer height: 9<sup>1</sup>/<sub>4</sub>"</li> <li>File drawer width: 12<sup>1</sup>/<sub>16</sub>"</li> <li>File drawer depth: 18<sup>3</sup>/<sub>8</sub>"</li> <li>Wide drawer height: 9<sup>7</sup>/<sub>16</sub>"</li> <li>Wide drawer width: 20<sup>3</sup>/<sub>4</sub>"</li> <li>Wide drawer depth: 22<sup>7</sup>/<sub>8</sub>"</li> </ul>
<b>LH</b> Left Hand Access			
<b>50</b> 50" High			
<b>30</b> 30" Wide			
<b>B</b> Box Drawer	"M" drawers consisting of a box drawer body with a file drawer head are available by substituting any two "B" or any one "F" character within the pattern number, example (DT3WSLH5030MFN). Multiple "M" drawers may be specified providing they equal the total modules available. A 6" drawer, behind a cupboard door is available by adding the numeral 1 to the end of the pattern number, example (DT3WSLH6430BBFL1)	<b>Note: Drawers behind doors list prices are as follows: 1= \$250</b>	
<b>B</b> Box Drawer			
<b>F</b> File Drawer			
<b>L</b> Locking			
<b>117</b> Soft Grey paint finish	Single door towers: Include (2) locks. Double door towers: Include (2) locks. Wardrobe towers: Include (3) locks. 15" wide Side Access Bookcase and Display towers: Include (1) lock. 24" wide Side Access Bookcase and Display towers: Include (2) locks	<b>Application Notes</b> Hanging rails and other accessories are not included and must be ordered separately. Hanging rails are included with 24" and 30" wide lateral drawers only. (See <i>Tower Accessories for pricing and order entry information</i> )  Half depth adjustable shelves and coat hooks may be ordered separately allowing the cupboard and wardrobe area of the 15", 24" and 30" wide towers to support binders as well as shorter coats. (See <i>Tower Accessories for pricing and order entry information</i> )	<b>Note:</b> All towers are configured from the top down with standard combinations of box and file drawers.  <b>Note:</b> Template pull wardrobes and cabinet doors utilize a pull and self closing hinge in place of touch latch.

# Storage Towers Steel Front - Template Pull

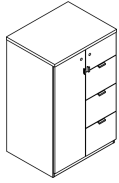
## 30" Wide Storage Towers

### 50" High

description	type	w	d	h	lock	pattern no.	P1	P2	P3
50" High tower with one box and two file drawers and door and wardrobe (left hand shown)	left hand	29 <sup>7</sup> / <sub>8</sub> "	23 <sup>1</sup> / <sub>2</sub> "	48 <sup>5</sup> / <sub>16</sub> "	Y	<b>BT3WSLH5030BFFLS</b>	\$2,323.	\$2,671.	\$2,786.
	right hand	29 <sup>7</sup> / <sub>8</sub> "	23 <sup>1</sup> / <sub>2</sub> "	48 <sup>5</sup> / <sub>16</sub> "	Y	<b>BT3WSRH5030BFFLS</b>	2,323.	2,671.	2,786.



50" High tower with three file drawers and door and wardrobe (left hand shown)	left hand	29 <sup>7</sup> / <sub>8</sub> "	23 <sup>1</sup> / <sub>2</sub> "	48 <sup>5</sup> / <sub>16</sub> "	Y	<b>BT3WSLH5030FFFLS</b>	2,342.	2,692.	2,811.
	right hand	29 <sup>7</sup> / <sub>8</sub> "	23 <sup>1</sup> / <sub>2</sub> "	48 <sup>5</sup> / <sub>16</sub> "	Y	<b>BT3WSRH5030FFFLS</b>	2,342.	2,692.	2,811.



Order Code	Specification Information	Application Notes	Critical Dimensions
Example: <b>BT3WSLH5030BBFLS-117</b>	For non-locking towers, deduct \$60 from the list price for single door and double door units or \$75 for units with wardrobe. Substitute the "L" suffix with a "N" within the pattern number to designate a non-locking unit, example (DT3WSLH5030BBFN)	<b>Note:</b> 6" drawers behind doors are not available within the wardrobe portion of towers. Drawers behind doors can be specified with fronts painted in one of 6 accent colors. If an accent color is not selected the fronts will be painted black. Accent colors include, (MEY) Memo Yellow, (MRG) Marine Grey, (SFG) Seafoam Green, (REG) Robbins Egg Blue, (SSP) Sunset Pink and (KRD) Knoll Red.	Dimensions under, <b>w</b> , <b>d</b> and <b>h</b> are actual to the nearest 1/16"
<b>BT3</b> Series 2 Steel Front		<b>Note: Drawers behind doors list prices are as follows: 1= \$250</b>	50", 57" and 64" Tower Internal Dimensions
<b>WS</b> Wardrobe and Single Door			<ul style="list-style-type: none"> <li>Box and M drawer height: 4<sup>3</sup>/<sub>16</sub>"</li> <li>Box and M drawer width: 12<sup>1</sup>/<sub>16</sub>"</li> <li>Box and M drawer depth: 18<sup>3</sup>/<sub>8</sub>"</li> <li>File drawer height: 9<sup>1</sup>/<sub>4</sub>"</li> <li>File drawer width: 12<sup>1</sup>/<sub>16</sub>"</li> <li>File drawer depth: 18<sup>3</sup>/<sub>8</sub>"</li> <li>Wide drawer height: 9<sup>7</sup>/<sub>16</sub>"</li> <li>Wide drawer width: 20<sup>3</sup>/<sub>4</sub>"</li> <li>Wide drawer depth: 22<sup>7</sup>/<sub>8</sub>"</li> </ul>
<b>LH</b> Left Hand Access			<b>Note:</b> All towers are configured from the top down with standard combinations of box and file drawers.
<b>50</b> 50" High			<b>Note:</b> Template pull wardrobes and cabinet doors utilize a pull and self closing hinge in place of touch latch.
<b>30</b> 30" Wide	"M" drawers consisting of a box drawer body with a file drawer head are available by substituting any two "B" or any one "F" character within the pattern number, example (DT3WSLH5030MFN). Multiple "M" drawers may be specified providing they equal the total modules available. A 6" drawer, behind a cupboard door is available by adding the numeral 1 to the end of the pattern number, example (DT3WSLH6430BBFL1)	<b>Application Notes</b>	
<b>B</b> Box Drawer		Hanging rails and other accessories are not included and must be ordered separately. Hanging rails are included with 24" and 30" wide lateral drawers only. (See Tower Accessories for pricing and order entry information)	
<b>B</b> Box Drawer		Half depth adjustable shelves and coat hooks may be ordered separately allowing the cupboard and wardrobe area of the 15", 24" and 30" wide towers to support binders as well as shorter coats. (See Tower Accessories for pricing and order entry information)	
<b>F</b> File Drawer			
<b>L</b> Locking			
<b>117</b> Soft Grey paint finish	Single door towers: Include (2) locks. Double door towers: Include (2) locks. Wardrobe towers: Include (3) locks. 15" wide Side Access Bookcase and Display towers: Include (1) lock. 24" wide Side Access Bookcase and Display towers: Include (2) locks		

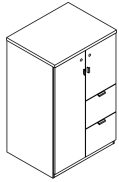
# Storage Towers Steel Front - Template Pull

## 30" Wide Storage Towers

### 50" High

Series 2 Storage

description	type	w	d	h	lock	pattern no.	P1	P2	P3
50" High tower with two file drawers and door and wardrobe (left hand shown)	left hand	29 <sup>7</sup> / <sub>8</sub> "	23 1/2"	48 <sup>5</sup> / <sub>16</sub> "	Y	<b>BT3WSLH5030FFLS</b>	\$2,126.	\$2,447.	\$2,554.
	right hand	29 <sup>7</sup> / <sub>8</sub> "	23 1/2"	48 <sup>5</sup> / <sub>16</sub> "	Y	<b>BT3WSRH5030FFLS</b>	2,126.	2,447.	2,554.



Order Code	Specification Information	Application Notes	Critical Dimensions
Example: <b>BT3WSLH5030BBFLS-117</b>	For non-locking towers, deduct \$60 from the list price for single door and double door units or \$75 for units with wardrobe. Substitute the "L" suffix with a "N" within the pattern number to designate a non-locking unit, example (DT3WSLH5030BBFN)	<b>Note:</b> 6" drawers behind doors are not available within the wardrobe portion of towers. Drawers behind doors can be specified with fronts painted in one of 6 accent colors. If an accent color is not selected the fronts will be painted black. Accent colors include, ( <b>MEY</b> ) Memo Yellow, ( <b>MRG</b> ) Marine Grey, ( <b>SFG</b> ) Seafoam Green, ( <b>REG</b> ) Robbins Egg Blue, ( <b>SSP</b> ) Sunset Pink and ( <b>KRD</b> ) Knoll Red.	Dimensions under, <b>w</b> , <b>d</b> and <b>h</b> are actual to the nearest 1/16"
<b>BT3</b> Series 2 Steel Front			50", 57" and 64" Tower Internal Dimensions
<b>WS</b> Wardrobe and Single Door			<ul style="list-style-type: none"> <li>• Box and M drawer height: 4<sup>3</sup>/<sub>16</sub>"</li> <li>• Box and M drawer width: 12<sup>1</sup>/<sub>16</sub>"</li> <li>• Box and M drawer depth: 18<sup>3</sup>/<sub>8</sub>"</li> <li>• File drawer height: 9<sup>1</sup>/<sub>4</sub>"</li> <li>• File drawer width: 12<sup>1</sup>/<sub>16</sub>"</li> <li>• File drawer depth: 18<sup>3</sup>/<sub>8</sub>"</li> <li>• Wide drawer height: 9<sup>7</sup>/<sub>16</sub>"</li> <li>• Wide drawer width: 20<sup>3</sup>/<sub>4</sub>"</li> <li>• Wide drawer depth: 22<sup>7</sup>/<sub>8</sub>"</li> </ul>
<b>LH</b> Left Hand Access			
<b>50</b> 50" High			
<b>30</b> 30" Wide			
<b>B</b> Box Drawer	"M" drawers consisting of a box drawer body with a file drawer head are available by substituting any two "B" or any one "F" character within the pattern number, example (DT3WSLH5030MFN). Multiple "M" drawers may be specified providing they equal the total modules available. A 6" drawer, behind a cupboard door is available by adding the numeral 1 to the end of the pattern number, example (DT3WSLH6430BBFL1)	<b>Note: Drawers behind doors list prices are as follows: 1= \$250</b>	
<b>B</b> Box Drawer			
<b>F</b> File Drawer			
<b>L</b> Locking			
<b>117</b> Soft Grey paint finish	Single door towers: Include (2) locks. Double door towers: Include (2) locks. Wardrobe towers: Include (3) locks. 15" wide Side Access Bookcase and Display towers: Include (1) lock. 24" wide Side Access Bookcase and Display towers: Include (2) locks	<b>Application Notes</b> Hanging rails and other accessories are not included and must be ordered separately. Hanging rails are included with 24" and 30" wide lateral drawers only. (See <i>Tower Accessories for pricing and order entry information</i> )  Half depth adjustable shelves and coat hooks may be ordered separately allowing the cupboard and wardrobe area of the 15", 24" and 30" wide towers to support binders as well as shorter coats. (See <i>Tower Accessories for pricing and order entry information</i> )	<b>Note:</b> All towers are configured from the top down with standard combinations of box and file drawers.  <b>Note:</b> Template pull wardrobes and cabinet doors utilize a pull and self closing hinge in place of touch latch.

# Storage Towers Steel Front - Template Pull

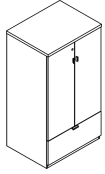
## 30" Wide Storage Towers

### 57" High

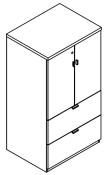
Series 2 Storage

Series 2 Steel Front Storage

description	type	w	d	h	lock	pattern no.	P1	P2	P3
57" High Double Door tower with one wide drawer		29 <sup>7</sup> / <sub>8</sub> "	23 <sup>1</sup> / <sub>2</sub> "	56 <sup>3</sup> / <sub>16</sub> "	Y	<b>BT3D5730WLS</b>	\$2,373.	\$2,728.	\$2,846.



57" High Double Door tower with two wide drawers		29 <sup>7</sup> / <sub>8</sub> "	23 <sup>1</sup> / <sub>2</sub> "	56 <sup>3</sup> / <sub>16</sub> "	Y	<b>BT3D5730WWLS</b>	2,890.	3,323.	3,466.
--	--	----------------------------------	----------------------------------	-----------------------------------	---	---------------------	--------	--------	--------



Order Code	Specification Information	Application Notes	Critical Dimensions
Example: <b>BT3WSLH5730BBFLS-117</b>	For non-locking towers, deduct \$60 from the list price for single door and double door units or \$75 for units with wardrobe. Substitute the "L" suffix with a "N" within the pattern number to designate a non-locking unit, example (DT3WSLH5030BBFN)	<b>Note:</b> 6" drawers behind doors are not available within the wardrobe portion of towers. Drawers behind doors can be specified with fronts painted in one of 6 accent colors. If an accent color is not selected the fronts will be painted black. Accent colors include, (MEY) Memo Yellow, (MRG) Marine Grey, (SFG) Seafoam Green, (REG) Robbins Egg Blue, (SSP) Sunset Pink and (KRD) Knoll Red.	Dimensions under, <b>w</b> , <b>d</b> and <b>h</b> are actual to the nearest 1/16"
<b>BT3</b> Series 2 Steel Front		<b>Note: Drawers behind doors list prices are as follows: 1= \$250</b>	50", 57" and 64" Tower Internal Dimensions
<b>WS</b> Wardrobe and Single Door		<b>Application Notes</b>	<ul style="list-style-type: none"> <li>Box and M drawer height: 4<sup>3</sup>/<sub>16</sub>"</li> <li>Box and M drawer width: 12<sup>1</sup>/<sub>16</sub>"</li> <li>Box and M drawer depth: 18<sup>3</sup>/<sub>8</sub>"</li> <li>File drawer height: 9<sup>1</sup>/<sub>4</sub>"</li> <li>File drawer width: 12<sup>1</sup>/<sub>16</sub>"</li> <li>File drawer depth: 18<sup>3</sup>/<sub>8</sub>"</li> <li>Wide drawer height: 9<sup>7</sup>/<sub>16</sub>"</li> <li>Wide drawer width: 20<sup>3</sup>/<sub>4</sub>"</li> <li>Wide drawer depth: 22<sup>7</sup>/<sub>8</sub>"</li> </ul>
<b>LH</b> Left Hand Access			<b>Note:</b> All towers are configured from the top down with standard combinations of box and file drawers.
<b>57</b> 57" High			<b>Note:</b> Template pull wardrobes and cabinet doors utilize a pull and self closing hinge in place of touch latch.
<b>30</b> 30" Wide	"M" drawers consisting of a box drawer body with a file drawer head are available by substituting any two "B" or any one "F" character within the pattern number, example (DT3WSLH5030MFN). Multiple "M" drawers may be specified providing they equal the total modules available. A 6" drawer, behind a cupboard door is available by adding the numeral 1 to the end of the pattern number, example (DT3WSLH6430BBFL1)	Hanging rails and other accessories are not included and must be ordered separately. Hanging rails are included with 24" and 30" wide lateral drawers only. (See <i>Tower Accessories for pricing and order entry information</i> )	
<b>B</b> Box Drawer	Single door towers: Include (2) locks. Double door towers: Include (2) locks. Wardrobe towers: Include (2) locks. 15" wide Side Access Bookcase and Display towers: Include (1) lock. 24" wide Side Access Bookcase and Display towers: Include (2) locks	Half depth adjustable shelves and coat hooks may be ordered separately allowing the cupboard and wardrobe area of the 15", 24" and 30" wide towers to support binders as well as shorter coats. (See <i>Tower Accessories for pricing and order entry information</i> )	
<b>B</b> Box Drawer			
<b>F</b> File Drawer			
<b>L</b> Locking			
<b>117</b> Soft Grey paint finish			

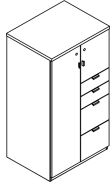
# Storage Towers Steel Front - Template Pull

## 30" Wide Storage Towers

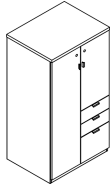
### 57" High

Series 2 Storage

description	type	w	d	h	lock	pattern no.	P1	P2	P3
57" High tower with two box and two file drawers and door and wardrobe (left hand shown)	left hand	29 <sup>7</sup> / <sub>8</sub> "	23 <sup>1</sup> / <sub>2</sub> "	56 <sup>3</sup> / <sub>16</sub> "	Y	<b>BT3WSLH5730BBFLS</b>	\$2,614.	\$3,008.	\$3,138.
	right hand	29 <sup>7</sup> / <sub>8</sub> "	23 <sup>1</sup> / <sub>2</sub> "	56 <sup>3</sup> / <sub>16</sub> "	Y	<b>BT3WSRH5730BBFLS</b>	2,614.	3,008.	3,138.



57" High tower with two box and one file drawer and door and wardrobe (left hand shown)	left hand	29 <sup>7</sup> / <sub>8</sub> "	23 <sup>1</sup> / <sub>2</sub> "	56 <sup>3</sup> / <sub>16</sub> "	Y	<b>BT3WSLH5730BBFLS</b>	2,410.	2,770.	2,889.
	right hand	29 <sup>7</sup> / <sub>8</sub> "	23 <sup>1</sup> / <sub>2</sub> "	56 <sup>3</sup> / <sub>16</sub> "	Y	<b>BT3WSRH5730BBFLS</b>	2,410.	2,770.	2,889.



Order Code	Specification Information	Application Notes	Critical Dimensions
Example: <b>BT3WSLH5730BBFLS-117</b>	For non-locking towers, deduct \$60 from the list price for single door and double door units or \$75 for units with wardrobe. Substitute the "L" suffix with a "N" within the pattern number to designate a non-locking unit, example (DT3WSLH5030BBFN)	<b>Note:</b> 6" drawers behind doors are not available within the wardrobe portion of towers. Drawers behind doors can be specified with fronts painted in one of 6 accent colors. If an accent color is not selected the fronts will be painted black. Accent colors include, (MEY) Memo Yellow, (MRG) Marine Grey, (SFG) Seafoam Green, (REG) Robbins Egg Blue, (SSP) Sunset Pink and (KRD) Knoll Red.	Dimensions under, <b>w</b> , <b>d</b> and <b>h</b> are actual to the nearest 1/16"
<b>BT3</b> Series 2 Steel Front			50", 57" and 64" Tower Internal Dimensions
<b>WS</b> Wardrobe and Single Door			<ul style="list-style-type: none"> <li>Box and M drawer height: 4<sup>7</sup>/<sub>16</sub>"</li> <li>Box and M drawer width: 12<sup>1</sup>/<sub>16</sub>"</li> <li>Box and M drawer depth: 18<sup>3</sup>/<sub>8</sub>"</li> <li>File drawer height: 9<sup>1</sup>/<sub>4</sub>"</li> <li>File drawer width: 12<sup>1</sup>/<sub>16</sub>"</li> <li>File drawer depth: 18<sup>3</sup>/<sub>8</sub>"</li> <li>Wide drawer height: 9<sup>7</sup>/<sub>16</sub>"</li> <li>Wide drawer width: 20<sup>3</sup>/<sub>4</sub>"</li> <li>Wide drawer depth: 22<sup>7</sup>/<sub>8</sub>"</li> </ul>
<b>LH</b> Left Hand Access			
<b>57</b> 57" High			
<b>30</b> 30" Wide			
<b>B</b> Box Drawer	"M" drawers consisting of a box drawer body with a file drawer head are available by substituting any two "B" or any one "F" character within the pattern number, example (DT3WSLH5030MFN). Multiple "M" drawers may be specified providing they equal the total modules available. A 6" drawer, behind a cupboard door is available by adding the numeral 1 to the end of the pattern number, example (DT3WSLH6430BBFL1)	<b>Note: Drawers behind doors list prices are as follows: 1= \$250</b>	
<b>B</b> Box Drawer			
<b>F</b> File Drawer			
<b>L</b> Locking			
<b>117</b> Soft Grey paint finish	Single door towers: Include (2) locks. Double door towers: Include (2) locks. Wardrobe towers: Include (3) locks. 15" wide Side Access Bookcase and Display towers: Include (1) lock. 24" wide Side Access Bookcase and Display towers: Include (2) locks	<b>Application Notes</b> Hanging rails and other accessories are not included and must be ordered separately. Hanging rails are included with 24" and 30" wide lateral drawers only. (See <i>Tower Accessories for pricing and order entry information</i> )  Half depth adjustable shelves and coat hooks may be ordered separately allowing the cupboard and wardrobe area of the 15", 24" and 30" wide towers to support binders as well as shorter coats. (See <i>Tower Accessories for pricing and order entry information</i> )	<b>Note:</b> All towers are configured from the top down with standard combinations of box and file drawers.  <b>Note:</b> Template pull wardrobes and cabinet doors utilize a pull and self closing hinge in place of touch latch.

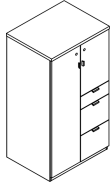


# Storage Towers Steel Front - Template Pull

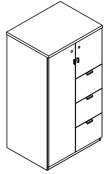
## 30" Wide Storage Towers

### 57" High

description	type	w	d	h	lock	pattern no.	P1	P2	P3
57" High tower with one box and two file drawers and door and wardrobe (left hand shown)	left hand	29 <sup>7</sup> / <sub>8</sub> "	23 <sup>1</sup> / <sub>2</sub> "	56 <sup>3</sup> / <sub>16</sub> "	Y	<b>BT3WSLH5730BFFLS</b>	\$2,416.	\$2,781.	\$2,898.
	right hand	29 <sup>7</sup> / <sub>8</sub> "	23 <sup>1</sup> / <sub>2</sub> "	56 <sup>3</sup> / <sub>16</sub> "	Y	<b>BT3WSRH5730BFFLS</b>	2,416.	2,781.	2,898.



57" High tower with three file drawers and door and wardrobe (left hand shown)	left hand	29 <sup>7</sup> / <sub>8</sub> "	23 <sup>1</sup> / <sub>2</sub> "	56 <sup>3</sup> / <sub>16</sub> "	Y	<b>BT3WSLH5730FFFLS</b>	2,445.	2,812.	2,933.
	right hand	29 <sup>7</sup> / <sub>8</sub> "	23 <sup>1</sup> / <sub>2</sub> "	56 <sup>3</sup> / <sub>16</sub> "	Y	<b>BT3WSRH5730FFFLS</b>	2,445.	2,812.	2,933.



Order Code	Specification Information	Application Notes	Critical Dimensions
Example: <b>BT3WSLH5730BBFLS-117</b>	For non-locking towers, deduct \$60 from the list price for single door and double door units or \$75 for units with wardrobe. Substitute the "L" suffix with a "N" within the pattern number to designate a non-locking unit, example (DT3WSLH5030BBFN)	<b>Note:</b> 6" drawers behind doors are not available within the wardrobe portion of towers. Drawers behind doors can be specified with fronts painted in one of 6 accent colors. If an accent color is not selected the fronts will be painted black. Accent colors include, (MEY) Memo Yellow, (MRG) Marine Grey, (SFG) Seafoam Green, (REG) Robbins Egg Blue, (SSP) Sunset Pink and (KRD) Knoll Red.	Dimensions under, <b>w</b> , <b>d</b> and <b>h</b> are actual to the nearest 1/16"
<b>BT3</b> Series 2 Steel Front		<b>Note: Drawers behind doors list prices are as follows: 1= \$250</b>	50", 57" and 64" Tower Internal Dimensions
<b>WS</b> Wardrobe and Single Door		<b>Application Notes</b>	<ul style="list-style-type: none"> <li>Box and M drawer height: 4<sup>3</sup>/<sub>16</sub>"</li> <li>Box and M drawer width: 12<sup>1</sup>/<sub>16</sub>"</li> <li>Box and M drawer depth: 18<sup>3</sup>/<sub>8</sub>"</li> <li>File drawer height: 9<sup>1</sup>/<sub>4</sub>"</li> <li>File drawer width: 12<sup>1</sup>/<sub>16</sub>"</li> <li>File drawer depth: 18<sup>3</sup>/<sub>8</sub>"</li> <li>Wide drawer height: 9<sup>7</sup>/<sub>16</sub>"</li> <li>Wide drawer width: 20<sup>3</sup>/<sub>4</sub>"</li> <li>Wide drawer depth: 22<sup>7</sup>/<sub>8</sub>"</li> </ul>
<b>LH</b> Left Hand Access			<b>Note:</b> All towers are configured from the top down with standard combinations of box and file drawers.
<b>57</b> 57" High			<b>Note:</b> Template pull wardrobes and cabinet doors utilize a pull and self closing hinge in place of touch latch.
<b>30</b> 30" Wide	"M" drawers consisting of a box drawer body with a file drawer head are available by substituting any two "B" or any one "F" character within the pattern number, example (DT3WSLH5030MFN). Multiple "M" drawers may be specified providing they equal the total modules available. A 6" drawer, behind a cupboard door is available by adding the numeral 1 to the end of the pattern number, example (DT3WSLH6430BBFL1)	Hanging rails and other accessories are not included and must be ordered separately. Hanging rails are included with 24" and 30" wide lateral drawers only. (See Tower Accessories for pricing and order entry information)	
<b>B</b> Box Drawer	Single door towers: Include (2) locks. Double door towers: Include (2) locks. Wardrobe towers: Include (3) locks. 15" wide Side Access Bookcase and Display towers: Include (1) lock. 24" wide Side Access Bookcase and Display towers: Include (2) locks	Half depth adjustable shelves and coat hooks may be ordered separately allowing the cupboard and wardrobe area of the 15", 24" and 30" wide towers to support binders as well as shorter coats. (See Tower Accessories for pricing and order entry information)	
<b>B</b> Box Drawer			
<b>F</b> File Drawer			
<b>L</b> Locking			
<b>117</b> Soft Grey paint finish			

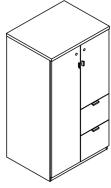
# Storage Towers Steel Front - Template Pull

## 30" Wide Storage Towers

### 57" High

Series 2 Storage

description	type	w	d	h	lock	pattern no.	P1	P2	P3
57" High tower with two file drawers and door and wardrobe (left hand shown)	left hand	29 <sup>7</sup> / <sub>8</sub> "	23 1/2"	56 <sup>3</sup> / <sub>16</sub> "	Y	<b>BT3WSLH5730FFLS</b>	\$2,164.	\$2,487.	\$2,596.
	right hand	29 <sup>7</sup> / <sub>8</sub> "	23 1/2"	56 <sup>3</sup> / <sub>16</sub> "	Y	<b>BT3WSRH5730FFLS</b>	2,164.	2,487.	2,596.



Order Code	Specification Information	Application Notes	Critical Dimensions
Example: <b>BT3WSLH5730BBFLS-117</b>	For non-locking towers, deduct \$60 from the list price for single door and double door units or \$75 for units with wardrobe. Substitute the "L" suffix with a "N" within the pattern number to designate a non-locking unit, example (DT3WSLH5030BBFN)	<b>Note:</b> 6" drawers behind doors are not available within the wardrobe portion of towers. Drawers behind doors can be specified with fronts painted in one of 6 accent colors. If an accent color is not selected the fronts will be painted black. Accent colors include, ( <b>MEY</b> ) Memo Yellow, ( <b>MRG</b> ) Marine Grey, ( <b>SFG</b> ) Seafoam Green, ( <b>REG</b> ) Robbins Egg Blue, ( <b>SSP</b> ) Sunset Pink and ( <b>KRD</b> ) Knoll Red.	Dimensions under, <b>w</b> , <b>d</b> and <b>h</b> are actual to the nearest 1/16"
<b>BT3</b> Series 2 Steel Front			50", 57" and 64" Tower Internal Dimensions
<b>WS</b> Wardrobe and Single Door			<ul style="list-style-type: none"> <li>Box and M drawer height: 4<sup>3</sup>/<sub>16</sub>"</li> <li>Box and M drawer width: 12<sup>1</sup>/<sub>16</sub>"</li> <li>Box and M drawer depth: 18<sup>3</sup>/<sub>8</sub>"</li> <li>File drawer height: 9<sup>1</sup>/<sub>4</sub>"</li> <li>File drawer width: 12<sup>1</sup>/<sub>16</sub>"</li> <li>File drawer depth: 18<sup>3</sup>/<sub>8</sub>"</li> <li>Wide drawer height: 9<sup>7</sup>/<sub>16</sub>"</li> <li>Wide drawer width: 20<sup>3</sup>/<sub>4</sub>"</li> <li>Wide drawer depth: 22<sup>7</sup>/<sub>8</sub>"</li> </ul>
<b>LH</b> Left Hand Access			
<b>57</b> 57" High			
<b>30</b> 30" Wide			
<b>B</b> Box Drawer	"M" drawers consisting of a box drawer body with a file drawer head are available by substituting any two "B" or any one "F" character within the pattern number, example (DT3WSLH5030MFN). Multiple "M" drawers may be specified providing they equal the total modules available. A 6" drawer, behind a cupboard door is available by adding the numeral 1 to the end of the pattern number, example (DT3WSLH6430BBFL1)	<b>Note: Drawers behind doors list prices are as follows: 1= \$250</b>	<b>Note:</b> All towers are configured from the top down with standard combinations of box and file drawers.
<b>B</b> Box Drawer			
<b>F</b> File Drawer			
<b>L</b> Locking			
<b>117</b> Soft Grey paint finish	Single door towers: Include (2) locks. Double door towers: Include (2) locks. Wardrobe towers: Include (3) locks. 15" wide Side Access Bookcase and Display towers: Include (1) lock. 24" wide Side Access Bookcase and Display towers: Include (2) locks	<b>Application Notes</b> Hanging rails and other accessories are not included and must be ordered separately. Hanging rails are included with 24" and 30" wide lateral drawers only. (See <i>Tower Accessories for pricing and order entry information</i> )  Half depth adjustable shelves and coat hooks may be ordered separately allowing the cupboard and wardrobe area of the 15", 24" and 30" wide towers to support binders as well as shorter coats. (See <i>Tower Accessories for pricing and order entry information</i> )	<b>Note:</b> Template pull wardrobes and cabinet doors utilize a pull and self closing hinge in place of touch latch.

# Storage Towers Steel Front - Template Pull

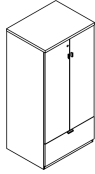
## 30" Wide Storage Towers

### 64" High

Series 2 Storage

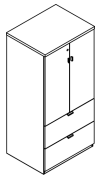
Series 2 Steel Front Storage

description	type	w	d	h	lock	pattern no.	P1	P2	P3
64" High Double Door tower with one wide drawer		29 <sup>7</sup> / <sub>8</sub> "	23 <sup>1</sup> / <sub>2</sub> "	63 <sup>5</sup> / <sub>16</sub> "	Y	<b>BT3D6430WLS</b>	\$2,424.	\$2,787.	\$2,910.



24" and 30" wide double door cabinets may be ordered with a grommet option located in the back of the case by adding a "G" between the 4th and 5th character of the pattern number, example (BT3D**G**6424WLS). Add \$100 list for this option. **Note**, by adding a "G" option, the cabinet will also receive AV hinged doors.

64" High Double Door tower with two wide drawers		29 <sup>7</sup> / <sub>8</sub> "	23 <sup>1</sup> / <sub>2</sub> "	63 <sup>5</sup> / <sub>16</sub> "	Y	<b>BT3D6430WWLS</b>	2,911.	3,348.	3,492.
--	--	----------------------------------	----------------------------------	-----------------------------------	---	---------------------	--------	--------	--------



24" and 30" wide double door cabinets may be ordered with a grommet option located in the back of the case by adding a "G" between the 4th and 5th character of the pattern number, example (BT3D**G**6424WLS). Add \$100 list for this option. **Note**, by adding a "G" option, the cabinet will also receive AV hinged doors.

Order Code	Specification Information	Application Notes	Critical Dimensions
Example: <b>BT3WSLH6430BBFLS-117</b>	For non-locking towers, deduct \$60 from the list price for single door and double door units or \$75 for units with wardrobe. Substitute the "L" suffix with a "N" within the pattern number to designate a non-locking unit, example (DT3WSLH5030BBFN)	<b>Note:</b> 6" drawers behind doors are not available within the wardrobe portion of towers. Drawers behind doors can be specified with fronts painted in one of 6 accent colors. If an accent color is not selected the fronts will be painted black. Accent colors include, ( <b>MEY</b> ) Memo Yellow, ( <b>MRG</b> ) Marine Grey, ( <b>SFG</b> ) Seafoam Green, ( <b>REG</b> ) Robbins Egg Blue, ( <b>SSP</b> ) Sunset Pink and ( <b>KRD</b> ) Knoll Red.	Dimensions under, <b>w</b> , <b>d</b> and <b>h</b> are actual to the nearest 1/16"
<b>BT3</b> Series 2 Steel Front			50", 57" and 64" Tower Internal Dimensions
<b>WS</b> Wardrobe and Single Door			<ul style="list-style-type: none"> <li>Box and M drawer height: 4<sup>5</sup>/<sub>16</sub>"</li> <li>Box and M drawer width: 12<sup>1</sup>/<sub>16</sub>"</li> <li>Box and M drawer depth: 18<sup>3</sup>/<sub>8</sub>"</li> <li>File drawer height: 9<sup>1</sup>/<sub>4</sub>"</li> <li>File drawer width: 12<sup>1</sup>/<sub>16</sub>"</li> <li>File drawer depth: 18<sup>3</sup>/<sub>8</sub>"</li> <li>Wide drawer height: 9<sup>7</sup>/<sub>16</sub>"</li> <li>Wide drawer width: 20<sup>3</sup>/<sub>4</sub>"</li> <li>Wide drawer depth: 22<sup>7</sup>/<sub>8</sub>"</li> </ul>
<b>LH</b> Left Hand Access			
<b>64</b> 64" High			
<b>30</b> 30" Wide			
<b>B</b> Box Drawer	"M" drawers consisting of a box drawer body with a file drawer head are available by substituting any two "B" or any one "F" character within the pattern number, example (DT3WSLH5030MFN). Multiple "M" drawers may be specified providing they equal the total modules available. A 6" drawer, behind a cupboard door is available by adding the numeral 1 to the end of the pattern number, example (DT3WSLH6430BBFL1)	<b>Note: Drawers behind doors list prices are as follows: 1= \$250</b>	
<b>B</b> Box Drawer			
<b>F</b> File Drawer			
<b>L</b> Locking			
<b>117</b> Soft Grey paint finish	Single door towers: Include (2) locks. Double door towers: Include (2) locks. Wardrobe towers: Include (3) locks. 15" wide Side Access Bookcase and Display towers: Include (1) lock. 24" wide Side Access Bookcase and Display towers: Include (2) locks	<b>Application Notes</b> Hanging rails and other accessories are not included and must be ordered separately. Hanging rails are included with 24" and 30" wide lateral drawers only. (See <i>Tower Accessories for pricing and order entry information</i> )  Half depth adjustable shelves and coat hooks may be ordered separately allowing the cupboard and wardrobe area of the 15", 24" and 30" wide towers to support binders as well as shorter coats. (See <i>Tower Accessories for pricing and order entry information</i> )	<b>Note:</b> All towers are configured from the top down with standard combinations of box and file drawers.  <b>Note:</b> Template pull wardrobes and cabinet doors utilize a pull and self closing hinge in place of touch latch.

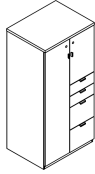
# Storage Towers Steel Front - Template Pull

## 30" Wide Storage Towers

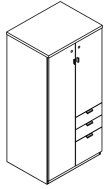
### 64" High

Series 2 Storage

description	type	w	d	h	lock	pattern no.	P1	P2	P3
64" High tower with two box and two file drawers and door and wardrobe (left hand shown)	left hand	29 <sup>7</sup> / <sub>8</sub> "	23 <sup>1</sup> / <sub>2</sub> "	63 <sup>5</sup> / <sub>16</sub> "	Y	<b>BT3WSLH6430BBFLS</b>	\$2,682.	\$3,085.	\$3,219.
	right hand	29 <sup>7</sup> / <sub>8</sub> "	23 <sup>1</sup> / <sub>2</sub> "	63 <sup>5</sup> / <sub>16</sub> "	Y	<b>BT3WSRH6430BBFLS</b>	2,682.	3,085.	3,219.



64" High tower with two box and one file drawer and door and wardrobe (left hand shown)	left hand	29 <sup>7</sup> / <sub>8</sub> "	23 <sup>1</sup> / <sub>2</sub> "	63 <sup>5</sup> / <sub>16</sub> "	Y	<b>BT3WSLH6430BBFLS</b>	2,451.	2,820.	2,944.
	right hand	29 <sup>7</sup> / <sub>8</sub> "	23 <sup>1</sup> / <sub>2</sub> "	63 <sup>5</sup> / <sub>16</sub> "	Y	<b>BT3WSRH6430BBFLS</b>	2,451.	2,820.	2,944.



Order Code	Specification Information	Application Notes	Critical Dimensions
Example: <b>BT3WSLH6430BBFLS-117</b>	For non-locking towers, deduct \$60 from the list price for single door and double door units or \$75 for units with wardrobe. Substitute the "L" suffix with a "N" within the pattern number to designate a non-locking unit, example (DT3WSLH5030BBFN)	<b>Note:</b> 6" drawers behind doors are not available within the wardrobe portion of towers. Drawers behind doors can be specified with fronts painted in one of 6 accent colors. If an accent color is not selected the fronts will be painted black. Accent colors include, (MEY) Memo Yellow, (MRG) Marine Grey, (SFG) Seafoam Green, (REG) Robbins Egg Blue, (SSP) Sunset Pink and (KRD) Knoll Red.	Dimensions under, <b>w</b> , <b>d</b> and <b>h</b> are actual to the nearest 1/16"
<b>BT3</b> Series 2 Steel Front			50", 57" and 64" Tower Internal Dimensions
<b>WS</b> Wardrobe and Single Door			<ul style="list-style-type: none"> <li>Box and M drawer height: 4<sup>5</sup>/<sub>16</sub>"</li> <li>Box and M drawer width: 12<sup>1</sup>/<sub>16</sub>"</li> <li>Box and M drawer depth: 18<sup>3</sup>/<sub>8</sub>"</li> <li>File drawer height: 9<sup>1</sup>/<sub>4</sub>"</li> <li>File drawer width: 12<sup>1</sup>/<sub>16</sub>"</li> <li>File drawer depth: 18<sup>3</sup>/<sub>8</sub>"</li> <li>Wide drawer height: 9<sup>7</sup>/<sub>16</sub>"</li> <li>Wide drawer width: 20<sup>3</sup>/<sub>4</sub>"</li> <li>Wide drawer depth: 22<sup>7</sup>/<sub>8</sub>"</li> </ul>
<b>LH</b> Left Hand Access			
<b>64</b> 64" High			
<b>30</b> 30" Wide			
<b>B</b> Box Drawer	"M" drawers consisting of a box drawer body with a file drawer head are available by substituting any two "B" or any one "F" character within the pattern number, example (DT3WSLH5030MFN). Multiple "M" drawers may be specified providing they equal the total modules available. A 6" drawer, behind a cupboard door is available by adding the numeral 1 to the end of the pattern number, example (DT3WSLH6430BBFL1)	<b>Note: Drawers behind doors list prices are as follows: 1= \$250</b>	
<b>B</b> Box Drawer			
<b>F</b> File Drawer			
<b>L</b> Locking			
<b>117</b> Soft Grey paint finish	Single door towers: Include (2) locks. Double door towers: Include (2) locks. Wardrobe towers: Include (3) locks. 15" wide Side Access Bookcase and Display towers: Include (1) lock. 24" wide Side Access Bookcase and Display towers: Include (2) locks	<b>Application Notes</b> Hanging rails and other accessories are not included and must be ordered separately. Hanging rails are included with 24" and 30" wide lateral drawers only. (See <i>Tower Accessories for pricing and order entry information</i> )  Half depth adjustable shelves and coat hooks may be ordered separately allowing the cupboard and wardrobe area of the 15", 24" and 30" wide towers to support binders as well as shorter coats. (See <i>Tower Accessories for pricing and order entry information</i> )	<b>Note:</b> All towers are configured from the top down with standard combinations of box and file drawers.  <b>Note:</b> Template pull wardrobes and cabinet doors utilize a pull and self closing hinge in place of touch latch.

# Storage Towers Steel Front - Template Pull

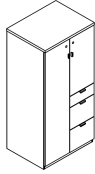
## 30" Wide Storage Towers

### 64" High

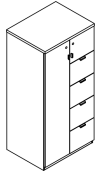
Series 2 Storage

Series 2 Steel Front Storage

description	type	w	d	h	lock	pattern no.	P1	P2	P3
64" High tower with one box and two file drawers and door and wardrobe (left hand shown)	left hand	29 <sup>7</sup> / <sub>8</sub> "	23 <sup>1</sup> / <sub>2</sub> "	63 <sup>3</sup> / <sub>16</sub> "	Y	<b>BT3WSLH6430BFFLS</b>	\$2,484.	\$2,856.	\$2,982.
	right hand	29 <sup>7</sup> / <sub>8</sub> "	23 <sup>1</sup> / <sub>2</sub> "	63 <sup>3</sup> / <sub>16</sub> "	Y	<b>BT3WSRH6430BFFLS</b>	2,484.	2,856.	2,982.



64" High tower with four file drawers and door and wardrobe (left hand shown)	left hand	29 <sup>7</sup> / <sub>8</sub> "	23 <sup>1</sup> / <sub>2</sub> "	63 <sup>3</sup> / <sub>16</sub> "	Y	<b>BT3WSLH6430FFFLS</b>	2,716.	3,122.	3,260.
	right hand	29 <sup>7</sup> / <sub>8</sub> "	23 <sup>1</sup> / <sub>2</sub> "	63 <sup>3</sup> / <sub>16</sub> "	Y	<b>BT3WSRH6430FFFLS</b>	2,716.	3,122.	3,260.



Order Code	Specification Information	Application Notes	Critical Dimensions
Example: <b>BT3WSLH6430BBFLS-117</b>	For non-locking towers, deduct \$60 from the list price for single door and double door units or \$75 for units with wardrobe. Substitute the "L" suffix with a "N" within the pattern number to designate a non-locking unit, example (DT3WSLH5030BBFN)	<b>Note:</b> 6" drawers behind doors are not available within the wardrobe portion of towers. Drawers behind doors can be specified with fronts painted in one of 6 accent colors. If an accent color is not selected the fronts will be painted black. Accent colors include, (MEY) Memo Yellow, (MRG) Marine Grey, (SFG) Seafoam Green, (REG) Robbins Egg Blue, (SSP) Sunset Pink and (KRD) Knoll Red.	Dimensions under, <b>w</b> , <b>d</b> and <b>h</b> are actual to the nearest <sup>1</sup> / <sub>16</sub> "
<b>BT3</b> Series 2 Steel Front			50", 57" and 64" Tower Internal Dimensions
<b>WS</b> Wardrobe and Single Door			<ul style="list-style-type: none"> <li>Box and M drawer height: 4<sup>3</sup>/<sub>16</sub>"</li> <li>Box and M drawer width: 12<sup>1</sup>/<sub>16</sub>"</li> <li>Box and M drawer depth: 18<sup>3</sup>/<sub>8</sub>"</li> <li>File drawer height: 9<sup>1</sup>/<sub>4</sub>"</li> <li>File drawer width: 12<sup>1</sup>/<sub>16</sub>"</li> <li>File drawer depth: 18<sup>3</sup>/<sub>8</sub>"</li> <li>Wide drawer height: 9<sup>7</sup>/<sub>16</sub>"</li> <li>Wide drawer width: 20<sup>3</sup>/<sub>4</sub>"</li> <li>Wide drawer depth: 22<sup>7</sup>/<sub>8</sub>"</li> </ul>
<b>LH</b> Left Hand Access			
<b>64</b> 64" High			
<b>30</b> 30" Wide			
<b>B</b> Box Drawer	"M" drawers consisting of a box drawer body with a file drawer head are available by substituting any two "B" or any one "F" character within the pattern number, example (DT3WSLH5030MFN). Multiple "M" drawers may be specified providing they equal the total modules available. A 6" drawer, behind a cupboard door is available by adding the numeral 1 to the end of the pattern number, example (DT3WSLH6430BBFL1)	<b>Note: Drawers behind doors list prices are as follows: 1= \$250</b>	
<b>B</b> Box Drawer			
<b>F</b> File Drawer			
<b>L</b> Locking			
<b>117</b> Soft Grey paint finish	Single door towers: Include (2) locks. Double door towers: Include (2) locks. Wardrobe towers: Include (3) locks. 15" wide Side Access Bookcase and Display towers: Include (1) lock. 24" wide Side Access Bookcase and Display towers: Include (2) locks	<b>Application Notes</b> Hanging rails and other accessories are not included and must be ordered separately. Hanging rails are included with 24" and 30" wide lateral drawers only. (See <i>Tower Accessories for pricing and order entry information</i> )  Half depth adjustable shelves and coat hooks may be ordered separately allowing the cupboard and wardrobe area of the 15", 24" and 30" wide towers to support binders as well as shorter coats. (See <i>Tower Accessories for pricing and order entry information</i> )	<b>Note:</b> All towers are configured from the top down with standard combinations of box and file drawers.  <b>Note:</b> Template pull wardrobes and cabinet doors utilize a pull and self closing hinge in place of touch latch.

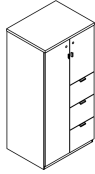
# Storage Towers Steel Front - Template Pull

## 30" Wide Storage Towers

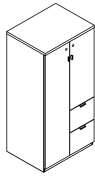
### 64" High

Series 2 Storage

description	type	w	d	h	lock	pattern no.	P1	P2	P3
64" High tower with three file drawers and door and wardrobe (left hand shown)	left hand	29 <sup>7</sup> / <sub>8</sub> "	23 <sup>1</sup> / <sub>2</sub> "	63 <sup>5</sup> / <sub>16</sub> "	Y	<b>BT3WSLH6430FFLS</b>	\$2,473.	\$2,846.	\$2,969.
	right hand	29 <sup>7</sup> / <sub>8</sub> "	23 <sup>1</sup> / <sub>2</sub> "	63 <sup>5</sup> / <sub>16</sub> "	Y	<b>BT3WSRH6430FFLS</b>	2,473.	2,846.	2,969.



64" High tower with two file drawers and door and wardrobe (left hand shown)	left hand	29 <sup>7</sup> / <sub>8</sub> "	23 <sup>1</sup> / <sub>2</sub> "	63 <sup>5</sup> / <sub>16</sub> "	Y	<b>BT3WSLH6430FFLS</b>	2,288.	2,631.	2,745.
	right hand	29 <sup>7</sup> / <sub>8</sub> "	23 <sup>1</sup> / <sub>2</sub> "	63 <sup>5</sup> / <sub>16</sub> "	Y	<b>BT3WSRH6430FFLS</b>	2,288.	2,631.	2,745.



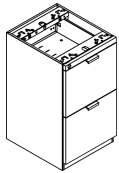
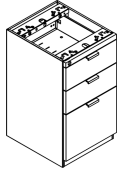
Order Code	Specification Information	Application Notes	Critical Dimensions
Example: <b>BT3WSLH6430BBFLS-117</b>	For non-locking towers, deduct \$60 from the list price for single door and double door units or \$75 for units with wardrobe. Substitute the "L" suffix with a "N" within the pattern number to designate a non-locking unit, example (DT3WSLH5030BBFN)	<b>Note:</b> 6" drawers behind doors are not available within the wardrobe portion of towers. Drawers behind doors can be specified with fronts painted in one of 6 accent colors. If an accent color is not selected the fronts will be painted black. Accent colors include, (MEY) Memo Yellow, (MRG) Marine Grey, (SFG) Seafoam Green, (REG) Robbins Egg Blue, (SSP) Sunset Pink and (KRD) Knoll Red.	Dimensions under, <b>w</b> , <b>d</b> and <b>h</b> are actual to the nearest <sup>1</sup> / <sub>16</sub> "
<b>BT3</b> Series 2 Steel Front			50", 57" and 64" Tower Internal Dimensions
<b>WS</b> Wardrobe and Single Door			<ul style="list-style-type: none"> <li>Box and M drawer height: 4<sup>3</sup>/<sub>16</sub>"</li> <li>Box and M drawer width: 12<sup>1</sup>/<sub>16</sub>"</li> <li>Box and M drawer depth: 18<sup>3</sup>/<sub>8</sub>"</li> <li>File drawer height: 9<sup>1</sup>/<sub>4</sub>"</li> <li>File drawer width: 12<sup>1</sup>/<sub>16</sub>"</li> <li>File drawer depth: 18<sup>3</sup>/<sub>8</sub>"</li> <li>Wide drawer height: 9<sup>7</sup>/<sub>16</sub>"</li> <li>Wide drawer width: 20<sup>3</sup>/<sub>4</sub>"</li> <li>Wide drawer depth: 22<sup>7</sup>/<sub>8</sub>"</li> </ul>
<b>LH</b> Left Hand Access			
<b>64</b> 64" High			
<b>30</b> 30" Wide			
<b>B</b> Box Drawer	"M" drawers consisting of a box drawer body with a file drawer head are available by substituting any two "B" or any one "F" character within the pattern number, example (DT3WSLH5030MFN). Multiple "M" drawers may be specified providing they equal the total modules available. A 6" drawer, behind a cupboard door is available by adding the numeral 1 to the end of the pattern number, example (DT3WSLH6430BBFL1)	<b>Note: Drawers behind doors list prices are as follows: 1= \$250</b>	
<b>B</b> Box Drawer			
<b>F</b> File Drawer			
<b>L</b> Locking			
<b>117</b> Soft Grey paint finish	Single door towers: Include (2) locks. Double door towers: Include (2) locks. Wardrobe towers: Include (3) locks. 15" wide Side Access Bookcase and Display towers: Include (1) lock. 24" wide Side Access Bookcase and Display towers: Include (2) locks	<b>Application Notes</b> Hanging rails and other accessories are not included and must be ordered separately. Hanging rails are included with 24" and 30" wide lateral drawers only. (See <i>Tower Accessories for pricing and order entry information</i> )  Half depth adjustable shelves and coat hooks may be ordered separately allowing the cupboard and wardrobe area of the 15", 24" and 30" wide towers to support binders as well as shorter coats. (See <i>Tower Accessories for pricing and order entry information</i> )	<b>Note:</b> All towers are configured from the top down with standard combinations of box and file drawers.  <b>Note:</b> Template pull wardrobes and cabinet doors utilize a pull and self closing hinge in place of touch latch.

# Pedestals Veneer Front - Template Pull

## Floorstanding Pedestals

Series 2 Storage

description	w	d	h	lock	pattern no.	V1	V2	P1	P2	P3
Floorstanding Pedestal with two box and one file drawer with lock	14 <sup>7</sup> / <sub>8</sub> "	17 <sup>1</sup> / <sub>4</sub> "	26 <sup>7</sup> / <sub>8</sub> "	Y	<b>BS2PFL18AV</b>	\$934.	\$1,029.			
	14 <sup>7</sup> / <sub>8</sub> "	23 <sup>1</sup> / <sub>4</sub> "	26 <sup>7</sup> / <sub>8</sub> "	Y	<b>BS2PFL24AV</b>	902.	992.			
	14 <sup>7</sup> / <sub>8</sub> "	29 <sup>1</sup> / <sub>4</sub> "	26 <sup>7</sup> / <sub>8</sub> "	Y	<b>BS2PFL30AV</b>	1,052.	1,157.			
Floorstanding Pedestal with two file drawers with lock	14 <sup>7</sup> / <sub>8</sub> "	17 <sup>1</sup> / <sub>4</sub> "	26 <sup>7</sup> / <sub>8</sub> "	Y	<b>BS2PFL18BV</b>	893.	983.			
	14 <sup>7</sup> / <sub>8</sub> "	23 <sup>1</sup> / <sub>4</sub> "	26 <sup>7</sup> / <sub>8</sub> "	Y	<b>BS2PFL24BV</b>	862.	950.			
	14 <sup>7</sup> / <sub>8</sub> "	29 <sup>1</sup> / <sub>4</sub> "	26 <sup>7</sup> / <sub>8</sub> "	Y	<b>BS2PFL30BV</b>	1,027.	1,130.			
Series 2 Floorstanding Pedestal Case Back	14 <sup>7</sup> / <sub>8</sub> "	N/A	26 <sup>7</sup> / <sub>8</sub> "	N/A	<b>DS2XPB</b>			85.	96.	99.



Series 2 Veneer Front Storage

Order Code	Specification Information	Application Notes	Critical Dimensions
Example: <b>BS2PFL24A-VC 113</b> <b>BS2</b> Series 2 Veneer Front <b>PF</b> Pedestal Floorstanding <b>L</b> Locking <b>24</b> Depth <b>A</b> Box/Box/File <b>VC</b> Front Finish, Med Cherry <b>113</b> Dark Grey	Deduct \$20 from the list price for non-locking units. Substitute the "L" with a "N" within the pattern number to designate a non-locking unit, <i>example</i> (RS2PFN18A).  <b>Note:</b> 24" deep floorstanding pedestals do not include a back panel. Back panels must be ordered separately. 18" and 30" floorstanding pedestals have backs standard.  <b>Note:</b> Be sure to specify a paint finish for the case as well as a veneer selection for the fronts.  Add an "F" to the end of the pattern number to receive full extension slides on all box drawers. Upcharge is \$25 list per pedestal.	Hanging rails and other accessories are not included and must be ordered separately. ( <i>See pedestal accessories page (141), for pricing and ordering information</i> )  <b>Note: Do not use with Reff Desk Height components</b>  Pull finish is aluminum: AA - Aluminum AB - Black AN - Nickel	Dimensions under, <b>w</b> , <b>d</b> and <b>h</b> are actual to the nearest 1/16"  24" Deep Floorstanding Pedestal Internal Drawer Dimensions <ul style="list-style-type: none"> <li>• Box drawer height: 4<sup>3</sup>/<sub>16</sub>"</li> <li>• Box drawer width: 12<sup>1</sup>/<sub>16</sub>"</li> <li>• Box drawer depth: 18<sup>3</sup>/<sub>8</sub>"</li> <li>• File drawer height: 9<sup>1</sup>/<sub>4</sub>"</li> <li>• File drawer width: 12<sup>1</sup>/<sub>16</sub>"</li> <li>• File drawer depth: 18 3/8"</li> </ul>

# Pedestals Veneer Front - Template Pull

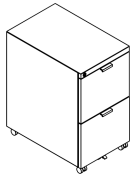
## Mobile Pedestals

Series 2 Storage

description	w	d	h	pattern no.	V1	V2
Mobile Pedestal with two box and one file drawer	14 <sup>7</sup> / <sub>8</sub> "	16 <sup>3</sup> / <sub>4</sub> "	26 <sup>3</sup> / <sub>8</sub> "	<b>BS2PML18AV</b>	\$1,257.	\$1,380.
	14 <sup>7</sup> / <sub>8</sub> "	22 <sup>3</sup> / <sub>4</sub> "	26 <sup>3</sup> / <sub>8</sub> "	<b>BS2PML24AV</b>	1,257.	1,380.



Mobile Pedestal with two file drawers	14 <sup>7</sup> / <sub>8</sub> "	16 <sup>3</sup> / <sub>4</sub> "	26 <sup>3</sup> / <sub>8</sub> "	<b>BS2PML18BV</b>	1,257.	1,380.
	14 <sup>7</sup> / <sub>8</sub> "	22 <sup>3</sup> / <sub>4</sub> "	26 <sup>3</sup> / <sub>8</sub> "	<b>BS2PML24BV</b>	1,257.	1,380.



Mobile Pedestal with one box and one file drawer	14 <sup>7</sup> / <sub>8</sub> "	16 <sup>3</sup> / <sub>4</sub> "	20 <sup>5</sup> / <sub>8</sub> "	<b>BS2PML18FV</b>	1,136.	1,249.
	14 <sup>7</sup> / <sub>8</sub> "	22 <sup>3</sup> / <sub>4</sub> "	20 <sup>5</sup> / <sub>8</sub> "	<b>BS2PML24FV</b>	1,136.	1,249.



Order Code	Specification Information	Application Notes	Critical Dimensions
Example: <b>BS2PML24A-VC 113</b>	Add \$53 list for Mobile Handle.	Hanging rails and other accessories are not included and must be ordered separately. (See pedestal accessories page (142), for pricing and ordering information)	Dimensions under, <b>w</b> , <b>d</b> and <b>h</b> are actual to the nearest 1/16"
<b>BS2</b> Series 2 Veneer Front	Add a " <b>P</b> " between the " <b>L</b> " lock code and the case size to designate the handle option, <i>example</i> (RS2PMLP24A)	<i>Note: Do not use with Reff Desk High Components</i>	Mobile Pedestal Internal Drawer Dimensions
<b>PM</b> Pedestal Mobile	Deduct \$35 list for units without a top. Add an " <b>O</b> " in place of the " <b>M</b> " in the pattern number to designate the no-top option, <i>example</i> (RS2POL18A)	Pull finish is aluminum:	<ul style="list-style-type: none"> <li>• Box drawer height: 4<sup>5</sup>/<sub>16</sub>"</li> <li>• Box drawer width: 12<sup>1</sup>/<sub>16</sub>"</li> <li>• Box drawer depth: 18<sup>3</sup>/<sub>8</sub>"</li> <li>• File drawer height: 9<sup>1</sup>/<sub>4</sub>"</li> <li>• File drawer width: 12<sup>1</sup>/<sub>16</sub>"</li> <li>• File drawer depth: 18<sup>3</sup>/<sub>8</sub>"</li> </ul>
<b>L</b> Locking		AA - Aluminum	
<b>24</b> Depth		AB - Black	
<b>A</b> Box/Box/File		AN - Nickel	
<b>VC</b> Front Finish, Med Cherry	Add an " <b>F</b> " to the end of the pattern number to receive full extension slides on all box drawers. Upcharge is \$25 list per pedestal.		
<b>113</b> Dark Grey			

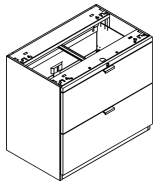


# Pedestals Veneer Front - Template Pull

## Double Wide Pedestals

Series 2 Storage

description	w	d	h	lock	pattern no.	V1	V2
Doublewide Pedestal with two file drawers	30"	18 <sup>3</sup> / <sub>4</sub> "	26 <sup>7</sup> / <sub>8</sub> "	Y	<b>BS2DW30LV</b>	\$1,270.	\$1,334.
	36"	18 <sup>3</sup> / <sub>4</sub> "	26 <sup>7</sup> / <sub>8</sub> "	Y	<b>BS2DW36LV</b>	1,403.	1,473.



Series 2 Veneer Front Storage

Order Code	Specification Information	Application Notes	Critical Dimensions
Example: <b>BS2DW30L-VC 113</b>			
<b>BS2</b> Series 2 Veneer Front	Deduct \$20 from the list price for non-locking units. Substitute the "L" suffix with a "N" within the pattern number to designate a non-locking unit, <i>example</i> (RS2DW30N).  <b>Note: Do not use with Reff Desk Height Components</b>  Doublewide pedestals include hanging file bars for letter and legal front-to-back and side-to-side filing.	Doublewide pedestals are not intended for freestanding use and must be secured beneath a supported worksurface. ( <i>See Calibre lateral files price list for two drawer files that can be used for freestanding applications</i> )  Pull finish is aluminum: AA - Aluminum AB - Black AN - Nickel	Dimensions under, <b>w</b> , <b>d</b> and <b>h</b> are actual to the nearest 1/16"  Doublewide Pedestal Drawer Internal Dimensions <ul style="list-style-type: none"> <li>Lateral drawer height: 9<sup>3</sup>/<sub>4</sub>"</li> <li>Lateral drawer width: 26<sup>3</sup>/<sub>4</sub>" and 32<sup>3</sup>/<sub>4</sub>"</li> <li>Lateral drawer depth: 15<sup>3</sup>/<sub>4</sub>"</li> </ul>
<b>DW</b> Doublewide Pedestal			
<b>30</b> 30" wide			
<b>L</b> Locking			
<b>VC</b> Front Finish, Med Cherry			
<b>113</b> Dark Grey			

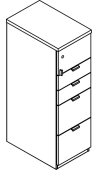
# Storage Towers Veneer Front - Template Pull

## 15" Wide Storage Towers

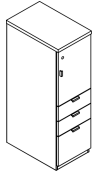
### 50" High

Series 2 Storage

description	type	w	d	h	lock	pattern no.	V1	V2
50" High Single Door tower with two box and two file drawers (right hand shown)	left hand	14 <sup>7</sup> / <sub>8</sub> "	23 <sup>1</sup> / <sub>2</sub> "	48 <sup>5</sup> / <sub>16</sub> "	Y	<b>BT3SLH5015BBFFLV</b>	\$3,532.	\$3,886.
	right hand	14 <sup>7</sup> / <sub>8</sub> "	23 <sup>1</sup> / <sub>2</sub> "	48 <sup>5</sup> / <sub>16</sub> "	Y	<b>BT3SRH5015BBFFLV</b>	3,532.	3,886.



50" High Single Door tower with two box and one file drawer (right hand shown)	left hand	14 <sup>7</sup> / <sub>8</sub> "	23 <sup>1</sup> / <sub>2</sub> "	48 <sup>5</sup> / <sub>16</sub> "	Y	<b>BT3SLH5015BBFLV</b>	3,227.	3,549.
	right hand	14 <sup>7</sup> / <sub>8</sub> "	23 <sup>1</sup> / <sub>2</sub> "	48 <sup>5</sup> / <sub>16</sub> "	Y	<b>BT3SRH5015BBFLV</b>	3,227.	3,549.



#### Order Code

Example:	<b>BT3SLH5715FFL-VC</b> <b>113</b>
<b>BT3</b>	Series 2 Veneer Front
<b>S</b>	Single Door
<b>LH</b>	Left Hand Access
<b>57</b>	57" High
<b>15</b>	15" Wide
<b>F</b>	File Drawer
<b>F</b>	File Drawer
<b>L</b>	Locking
<b>VC</b>	Front Finish Medium Cherry
<b>113</b>	Case Finish Dark Grey

#### Specification Information

For non-locking towers, deduct \$60 from the list price for single and double door units or \$75 for units with wardrobe. Substitute the "L" suffix with a "N" within the pattern number to designate a non-locking unit, example (RT3SLH6415BBFN)

"M" drawers consisting of a box drawer body with a file drawer head are available by substituting any two "B" or any one "F" character within the pattern number, example (RT3SLH6415MFN). Multiple "M" drawers may be specified providing they equal the total modules available.

A 6" drawer, behind a cupboard door is available by adding the numeral 1 to the end of the pattern number, example (RT3SLH6415BBFL1)**Note:** 6" drawer behind doors are not available within the wardrobe portion of towers. Drawers behind doors can be specified with fronts painted in one of 6 accent colors. If an accent color is not selected the fronts will be painted black. Accent colors include, (MEY) Memo Yellow, (MRG) Marine Grey, (SFG) Seafoam Green, (REG) Robbins Egg Blue, (SSP) Sunset Pink and (KRD) Knoll Red.

**Note: Drawer behind doors list pricing is as follows: 1=\$250**

#### Application Notes

Hanging rails and other accessories are not included and must be ordered separately. Hanging rails are included with 24" and 30" wide lateral drawers only. (See *Tower Accessories for pricing and order entry information*)

Half depth adjustable shelves and coat hooks may be ordered separately allowing the cupboard area of the 15", 24" and 30" wide towers to support binders as well as shorter coats. (See *Tower Accessories for pricing and order entry information*)

**Note: Veneer front towers are comprised of a steel case with wood veneer fronts and top.**

Single door towers: Include (2) locks. Double door towers: Include (2) locks. Wardrobe towers: Include (3) locks. 15" wide Side Access Bookcase and Display towers: Include (1) lock. 24" wide Side Access Bookcase and Display towers: Include (2) locks

#### Critical Dimensions

Dimensions under, **w**, **d** and **h** are actual to the nearest <sup>1</sup>/<sub>16</sub>"

42", 50", 57" and 64" Tower Internal Dimensions

- Box and M drawer height: 4<sup>5</sup>/<sub>16</sub>"
- Box and M drawer width: 12<sup>1</sup>/<sub>16</sub>"
- Box and M drawer depth: 18<sup>3</sup>/<sub>8</sub>"
- File drawer height: 9<sup>1</sup>/<sub>4</sub>"
- File drawer width: 12<sup>1</sup>/<sub>16</sub>"
- File drawer depth: 18<sup>3</sup>/<sub>8</sub>"

**Note:** All towers are configured from the top down with standard combinations of box and file drawers.

Pull finish is aluminum:

- AA - Aluminum
- AB - Black
- AN - Nickel

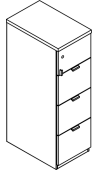
# Storage Towers Veneer Front - Template Pull

## 15" Wide Storage Towers

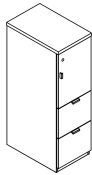
### 50" High

Series 2 Storage

description	type	w	d	h	lock	pattern no.	V1	V2
50" High Single Door tower with three file drawers (right hand shown)	left hand	14 <sup>7</sup> / <sub>8</sub> "	23 <sup>1</sup> / <sub>2</sub> "	48 <sup>3</sup> / <sub>16</sub> "	Y	<b>BT3SLH5015FFFLV</b>	\$3,263.	\$3,592.
	right hand	14 <sup>7</sup> / <sub>8</sub> "	23 <sup>1</sup> / <sub>2</sub> "	48 <sup>3</sup> / <sub>16</sub> "	Y	<b>BT3SRH5015FFFLV</b>	3,263.	3,592.



50" High Single Door tower with two file drawers (right hand shown)	left hand	14 <sup>7</sup> / <sub>8</sub> "	23 <sup>1</sup> / <sub>2</sub> "	48 <sup>3</sup> / <sub>16</sub> "	Y	<b>BT3SLH5015FFLV</b>	2,910.	3,202.
	right hand	14 <sup>7</sup> / <sub>8</sub> "	23 <sup>1</sup> / <sub>2</sub> "	48 <sup>3</sup> / <sub>16</sub> "	Y	<b>BT3SRH5015FFLV</b>	2,910.	3,202.



Series 2 Veneer Front Storage

#### Order Code

Example:	<b>BT3SLH5715FFL-VC</b>
	<b>113</b>
<b>BT3</b>	Series 2 Veneer Front
<b>S</b>	Single Door
<b>LH</b>	Left Hand Access
<b>57</b>	57" High
<b>15</b>	15" Wide
<b>F</b>	File Drawer
<b>F</b>	File Drawer
<b>L</b>	Locking
<b>VC</b>	Front Finish Medium Cherry
<b>113</b>	Case Finish Dark Grey

#### Specification Information

For non-locking towers, deduct \$60 from the list price for single and double door units or \$75 for units with wardrobe. Substitute the "L" suffix with a "N" within the pattern number to designate a non-locking unit, example (RT3SLH6415BBFN)

"M" drawers consisting of a box drawer body with a file drawer head are available by substituting any two "B" or any one "F" character within the pattern number, example (RT3SLH6415MFN). Multiple "M" drawers may be specified providing they equal the total modules available.

A 6" drawer, behind a cupboard door is available by adding the numeral 1 to the end of the pattern number, example (RT3SLH6415BBFL1) **Note:** 6" drawer behind doors are not available within the wardrobe portion of towers. Drawers behind doors can be specified with fronts painted in one of 6 accent colors. If an accent color is not selected the fronts will be painted black. Accent colors include, (MEY) Memo Yellow, (MRG) Marine Grey, (SFG) Seafoam Green, (REG) Robbins Egg Blue, (SSP) Sunset Pink and (KRD) Knoll Red.

**Note: Drawer behind doors list pricing is as follows: 1=\$250**

#### Application Notes

Hanging rails and other accessories are not included and must be ordered separately. Hanging rails are included with 24" and 30" wide lateral drawers only. (See *Tower Accessories for pricing and order entry information*)

Half depth adjustable shelves and coat hooks may be ordered separately allowing the cupboard area of the 15", 24" and 30" wide towers to support binders as well as shorter coats. (See *Tower Accessories for pricing and order entry information*)

**Note: Veneer front towers are comprised of a steel case with wood veneer fronts and top.**

Single door towers: Include (2) locks. Double door towers: Include (2) locks. Wardrobe towers: Include (3) locks. 15" wide Side Access Bookcase and Display towers: Include (1) lock. 24" wide Side Access Bookcase and Display towers: Include (2) locks

#### Critical Dimensions

Dimensions under, **w**, **d** and **h** are actual to the nearest <sup>1</sup>/<sub>16</sub>"

42", 50", 57" and 64" Tower Internal Dimensions

- Box and M drawer height: 4<sup>5</sup>/<sub>16</sub>"
- Box and M drawer width: 12<sup>1</sup>/<sub>16</sub>"
- Box and M drawer depth: 18<sup>3</sup>/<sub>8</sub>"
- File drawer height: 9<sup>1</sup>/<sub>4</sub>"
- File drawer width: 12<sup>1</sup>/<sub>16</sub>"
- File drawer depth: 18<sup>3</sup>/<sub>8</sub>"

**Note:** All towers are configured from the top down with standard combinations of box and file drawers.

Pull finish is aluminum:

- AA - Aluminum
- AB - Black
- AN - Nickel

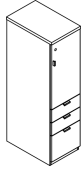
# Storage Towers Veneer Front - Template Pull

## 15" Wide Storage Towers

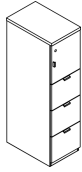
### 57" High

Series 2 Storage

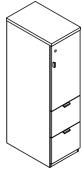
description	type	w	d	h	lock	pattern no.	V1	V2
57" High Single Door tower with two box and one file drawer (right hand shown)	left hand	14 <sup>7</sup> / <sub>8</sub> "	23 <sup>1</sup> / <sub>2</sub> "	56 <sup>3</sup> / <sub>16</sub> "	Y	<b>BT3SLH5715BBFLV</b>	\$3,304.	\$3,633.
	right hand	14 <sup>7</sup> / <sub>8</sub> "	23 <sup>1</sup> / <sub>2</sub> "	56 <sup>3</sup> / <sub>16</sub> "	Y	<b>BT3SRH5715BBFLV</b>	3,304.	3,633.



57" High Single Door tower with three file drawers (right hand shown)	left hand	14 <sup>7</sup> / <sub>8</sub> "	23 <sup>1</sup> / <sub>2</sub> "	56 <sup>3</sup> / <sub>16</sub> "	Y	<b>BT3SLH5715FFFLV</b>	3,336.	3,670.
	right hand	14 <sup>7</sup> / <sub>8</sub> "	23 <sup>1</sup> / <sub>2</sub> "	56 <sup>3</sup> / <sub>16</sub> "	Y	<b>BT3SRH5715FFFLV</b>	3,336.	3,670.



57" High Single Door tower with two file drawers (right hand shown)	left hand	14 <sup>7</sup> / <sub>8</sub> "	23 <sup>1</sup> / <sub>2</sub> "	56 <sup>3</sup> / <sub>16</sub> "	Y	<b>BT3SLH5715FFLV</b>	2,987.	3,286.
	right hand	14 <sup>7</sup> / <sub>8</sub> "	23 <sup>1</sup> / <sub>2</sub> "	56 <sup>3</sup> / <sub>16</sub> "	Y	<b>BT3SRH5715FFLV</b>	2,987.	3,286.



#### Order Code

Example:	<b>BT3SLH5715FFLV-VC</b>
	<b>113</b>
<b>BT3</b>	Series 2 Veneer Front
<b>S</b>	Single Door
<b>LH</b>	Left Hand Access
<b>57</b>	57" High
<b>15</b>	15" Wide
<b>F</b>	File Drawer
<b>F</b>	File Drawer
<b>L</b>	Locking
<b>VC</b>	Front Finish Medium Cherry
<b>113</b>	Case Finish Dark Grey

#### Specification Information

For non-locking towers, deduct \$60 from the list price for single and double door units or \$75 for units with wardrobe. Substitute the "L" suffix with a "N" within the pattern number to designate a non-locking unit, example (RT3SLH6415BBFN)

"M" drawers consisting of a box drawer body with a file drawer head are available by substituting any two "B" or any one "F" character within the pattern number, example (RT3SLH6415MBFN). Multiple "M" drawers may be specified providing they equal the total modules available.

A 6" drawer, behind a cupboard door is available by adding the numeral 1 to the end of the pattern number, example (RT3SLH6415BBFL1). **Note:** 6" drawer behind doors are not available within the wardrobe portion of towers. Drawers behind doors can be specified with fronts painted in one of 6 accent colors. If an accent color is not selected the fronts will be painted black. Accent colors include, (MEY) Memo Yellow, (MRG) Marine Grey, (SFG) Seafoam Green, (REG) Robbins Egg Blue, (SSP) Sunset Pink and (KRD) Knoll Red.

**Note: Drawer behind doors list pricing is as follows: 1=\$250**

#### Application Notes

Hanging rails and other accessories are not included and must be ordered separately. Hanging rails are included with 24" and 30" wide lateral drawers only. (See *Tower Accessories for pricing and order entry information*)

Half depth adjustable shelves and coat hooks may be ordered separately allowing the cupboard area of the 15", 24" and 30" wide towers to support binders as well as shorter coats. (See *Tower Accessories for pricing and order entry information*)

**Note: Veneer front towers are comprised of a steel case with wood veneer fronts and top.**

Single door towers: Include (2) locks. Double door towers: Include (2) locks. Wardrobe towers: Include (3) locks. 15" wide Side Access Bookcase and Display towers: Include (1) lock. 24" wide Side Access Bookcase and Display towers: Include (2) locks

#### Critical Dimensions

Dimensions under, **w**, **d** and **h** are actual to the nearest <sup>1</sup>/<sub>16</sub>"

42", 50", 57" and 64" Tower Internal Dimensions

- Box and M drawer height: 4<sup>5</sup>/<sub>16</sub>"
- Box and M drawer width: 12<sup>1</sup>/<sub>16</sub>"
- Box and M drawer depth: 18<sup>3</sup>/<sub>8</sub>"
- File drawer height: 9<sup>1</sup>/<sub>4</sub>"
- File drawer width: 12<sup>1</sup>/<sub>16</sub>"
- File drawer depth: 18<sup>3</sup>/<sub>8</sub>"

**Note:** All towers are configured from the top down with standard combinations of box and file drawers.

Pull finish is aluminum:

- AA - Aluminum
- AB - Black
- AN - Nickel

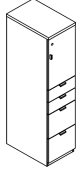
# Storage Towers Veneer Front - Template Pull

## 15" Wide Storage Towers

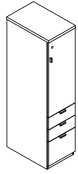
### 64" High

Series 2 Storage

description	type	w	d	h	lock	pattern no.	V1	V2
64" High Single Door tower with two box and two file drawers (right hand shown)	left hand	14 <sup>7</sup> / <sub>8</sub> "	23 <sup>1</sup> / <sub>2</sub> "	63 <sup>5</sup> / <sub>16</sub> "	Y	<b>BT3SLH6415BBFFLV</b>	\$3,654.	\$4,019.
	right hand	14 <sup>7</sup> / <sub>8</sub> "	23 <sup>1</sup> / <sub>2</sub> "	63 <sup>5</sup> / <sub>16</sub> "	Y	<b>BT3SRH6415BBFFLV</b>	3,654.	4,019.



64" High Single Door tower with two box and one file drawer (right hand shown)	left hand	14 <sup>7</sup> / <sub>8</sub> "	23 <sup>1</sup> / <sub>2</sub> "	63 <sup>5</sup> / <sub>16</sub> "	Y	<b>BT3SLH6415BBFLV</b>	3,378.	3,717.
	right hand	14 <sup>7</sup> / <sub>8</sub> "	23 <sup>1</sup> / <sub>2</sub> "	63 <sup>5</sup> / <sub>16</sub> "	Y	<b>BT3SRH6415BBFLV</b>	3,378.	3,717.



Series 2 Veneer Front Storage

#### Order Code

Example:	<b>BT3SLH5715FFL-VC</b>
	<b>113</b>
<b>BT3</b>	Series 2 Veneer Front
<b>S</b>	Single Door
<b>LH</b>	Left Hand Access
<b>57</b>	57" High
<b>15</b>	15" Wide
<b>F</b>	File Drawer
<b>F</b>	File Drawer
<b>L</b>	Locking
<b>VC</b>	Front Finish Medium Cherry
<b>113</b>	Case Finish Dark Grey

#### Specification Information

For non-locking towers, deduct \$60 from the list price for single and double door units or \$75 for units with wardrobe. Substitute the "L" suffix with a "N" within the pattern number to designate a non-locking unit, example (RT3SLH6415BBFN)

"M" drawers consisting of a box drawer body with a file drawer head are available by substituting any two "B" or any one "F" character within the pattern number, example (RT3SLH6415MFN). Multiple "M" drawers may be specified providing they equal the total modules available.

A 6" drawer, behind a cupboard door is available by adding the numeral 1 to the end of the pattern number, example (RT3SLH6415BBFL1)**Note:** 6" drawer behind doors are not available within the wardrobe portion of towers. Drawers behind doors can be specified with fronts painted in one of 6 accent colors. If an accent color is not selected the fronts will be painted black. Accent colors include, (MEY) Memo Yellow, (MRG) Marine Grey, (SFG) Seafoam Green, (REG) Robbins Egg Blue, (SSP) Sunset Pink and (KRD) Knoll Red.

**Note: Drawer behind doors list pricing is as follows: 1=\$250**

#### Application Notes

Hanging rails and other accessories are not included and must be ordered separately. Hanging rails are included with 24" and 30" wide lateral drawers only. (See *Tower Accessories for pricing and order entry information*)

Half depth adjustable shelves and coat hooks may be ordered separately allowing the cupboard area of the 15", 24" and 30" wide towers to support binders as well as shorter coats. (See *Tower Accessories for pricing and order entry information*)

**Note: Veneer front towers are comprised of a steel case with wood veneer fronts and top.**

Single door towers: Include (2) locks. Double door towers: Include (2) locks. Wardrobe towers: Include (3) locks. 15" wide Side Access Bookcase and Display towers: Include (1) lock. 24" wide Side Access Bookcase and Display towers: Include (2) locks

#### Critical Dimensions

Dimensions under, **w**, **d** and **h** are actual to the nearest <sup>1</sup>/<sub>16</sub>"

42", 50", 57" and 64" Tower Internal Dimensions

- Box and M drawer height: 4<sup>5</sup>/<sub>16</sub>"
- Box and M drawer width: 12<sup>1</sup>/<sub>16</sub>"
- Box and M drawer depth: 18<sup>3</sup>/<sub>8</sub>"
- File drawer height: 9<sup>1</sup>/<sub>4</sub>"
- File drawer width: 12<sup>1</sup>/<sub>16</sub>"
- File drawer depth: 18<sup>3</sup>/<sub>8</sub>"

**Note:** All towers are configured from the top down with standard combinations of box and file drawers.

Pull finish is aluminum:

- AA - Aluminum
- AB - Black
- AN - Nickel

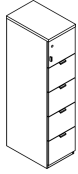
# Storage Towers Veneer Front - Template Pull

## 15" Wide Storage Towers

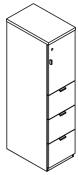
### 64" High

Series 2 Storage

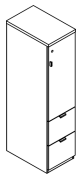
description	type	w	d	h	lock	pattern no.	V1	V2
64" High Single Door tower with four file drawers (right hand shown)	left hand	14 <sup>7</sup> / <sub>8</sub> "	23 <sup>1</sup> / <sub>2</sub> "	63 <sup>5</sup> / <sub>16</sub> "	Y	<b>BT3SLH6415FFFLV</b>	\$3,710.	\$4,079.
	right hand	14 <sup>7</sup> / <sub>8</sub> "	23 <sup>1</sup> / <sub>2</sub> "	63 <sup>5</sup> / <sub>16</sub> "	Y	<b>BT3SRH6415FFFLV</b>	3,710.	4,079.



64" High Single Door tower with three file drawers (right hand shown)	left hand	14 <sup>7</sup> / <sub>8</sub> "	23 <sup>1</sup> / <sub>2</sub> "	63 <sup>5</sup> / <sub>16</sub> "	Y	<b>BT3SLH6415FFFLV</b>	3,411.	3,753.
	right hand	14 <sup>7</sup> / <sub>8</sub> "	23 <sup>1</sup> / <sub>2</sub> "	63 <sup>5</sup> / <sub>16</sub> "	Y	<b>BT3SRH6415FFFLV</b>	3,411.	3,753.



64" High Single Door tower with two file drawers (right hand shown)	left hand	14 <sup>7</sup> / <sub>8</sub> "	23 <sup>1</sup> / <sub>2</sub> "	63 <sup>5</sup> / <sub>16</sub> "	Y	<b>BT3SLH6415FFFLV</b>	3,064.	3,371.
	right hand	14 <sup>7</sup> / <sub>8</sub> "	23 <sup>1</sup> / <sub>2</sub> "	63 <sup>5</sup> / <sub>16</sub> "	Y	<b>BT3SRH6415FFFLV</b>	3,064.	3,371.



#### Order Code

Example:	<b>BT3SLH5715FFL-VC</b>
	<b>113</b>
<b>BT3</b>	Series 2 Veneer Front
<b>S</b>	Single Door
<b>LH</b>	Left Hand Access
<b>57</b>	57" High
<b>15</b>	15" Wide
<b>F</b>	File Drawer
<b>F</b>	File Drawer
<b>L</b>	Locking
<b>VC</b>	Front Finish Medium Cherry
<b>113</b>	Case Finish Dark Grey

#### Specification Information

For non-locking towers, deduct \$60 from the list price for single and double door units or \$75 for units with wardrobe. Substitute the "L" suffix with a "N" within the pattern number to designate a non-locking unit, example (RT3SLH6415BBFN)

"M" drawers consisting of a box drawer body with a file drawer head are available by substituting any two "B" or any one "F" character within the pattern number, example (RT3SLH6415MBFN). Multiple "M" drawers may be specified providing they equal the total modules available.

A 6" drawer, behind a cupboard door is available by adding the numeral 1 to the end of the pattern number, example (RT3SLH6415BBFL1). **Note:** 6" drawer behind doors are not available within the wardrobe portion of towers. Drawers behind doors can be specified with fronts painted in one of 6 accent colors. If an accent color is not selected the fronts will be painted black. Accent colors include, (MEY) Memo Yellow, (MRG) Marine Grey, (SFG) Seafoam Green, (REG) Robbins Egg Blue, (SSP) Sunset Pink and (KRD) Knoll Red.

**Note: Drawer behind doors list pricing is as follows: 1=\$250**

#### Application Notes

Hanging rails and other accessories are not included and must be ordered separately. Hanging rails are included with 24" and 30" wide lateral drawers only. (See *Tower Accessories for pricing and order entry information*)

Half depth adjustable shelves and coat hooks may be ordered separately allowing the cupboard area of the 15", 24" and 30" wide towers to support binders as well as shorter coats. (See *Tower Accessories for pricing and order entry information*)

**Note: Veneer front towers are comprised of a steel case with wood veneer fronts and top.**

Single door towers: Include (2) locks. Double door towers: Include (2) locks. Wardrobe towers: Include (3) locks. 15" wide Side Access Bookcase and Display towers: Include (1) lock. 24" wide Side Access Bookcase and Display towers: Include (2) locks

#### Critical Dimensions

Dimensions under, **w**, **d** and **h** are actual to the nearest <sup>1</sup>/<sub>16</sub>"

42", 50", 57" and 64" Tower Internal Dimensions

- Box and M drawer height: 4<sup>5</sup>/<sub>16</sub>"
- Box and M drawer width: 12<sup>1</sup>/<sub>16</sub>"
- Box and M drawer depth: 18<sup>3</sup>/<sub>8</sub>"
- File drawer height: 9<sup>1</sup>/<sub>4</sub>"
- File drawer width: 12<sup>1</sup>/<sub>16</sub>"
- File drawer depth: 18<sup>3</sup>/<sub>8</sub>"

**Note:** All towers are configured from the top down with standard combinations of box and file drawers.

Pull finish is aluminum:

- AA - Aluminum
- AB - Black
- AN - Nickel

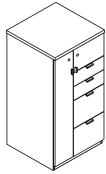
# Storage Towers Veneer Front - Template Pull

## 24" Wide Storage Towers

### 50" High

Series 2 Storage

description	type	w	d	h	lock	pattern no.	V1	V2
50" High tower with two box and two file drawers and door and wardrobe (left hand shown)	left hand	23 <sup>7</sup> / <sub>8</sub> "	23 <sup>1</sup> / <sub>2</sub> "	48 <sup>3</sup> / <sub>16</sub> "	Y	<b>BT3WSLH5024BBFFLV</b>	\$4,208.	\$4,629.
	right hand	23 <sup>7</sup> / <sub>8</sub> "	23 <sup>1</sup> / <sub>2</sub> "	48 <sup>3</sup> / <sub>16</sub> "	Y	<b>BT3WSRH5024BBFFLV</b>	4,208.	4,629.



Series 2 Veneer Front Storage

#### Order Code

Example:	<b>BT3SLH5724FFL-VC</b> <b>113</b>
<b>BT3</b>	Series 2 Veneer Front
<b>S</b>	Single Door
<b>LH</b>	Left Hand Access
<b>57</b>	57" High
<b>24</b>	24" Wide
<b>F</b>	File Drawer
<b>F</b>	File Drawer
<b>L</b>	Locking
<b>VC</b>	Front Finish Medium Cherry
<b>113</b>	Case Finish Dark Grey

#### Specification Information

For non-locking towers, deduct \$60 from the list price for single and double door units or \$75 for units with wardrobe. Substitute the "L" suffix with a "N" within the pattern number to designate a non-locking unit, example (RT3SLH6424BBFN)

"M" drawers consisting of a box drawer body with a file drawer head are available by substituting any two "B" or any one "F" character within the pattern number, example (RT3SLH6424MFN). Multiple "M" drawers may be specified providing they equal the total modules available.

A 6" drawer, behind a cupboard door is available by adding the numeral 1 to the end of the pattern number, example (RT3SLH6424BBFL1)

**Note:** 6" drawer behind doors are not available within the wardrobe portion of towers. Drawers behind doors can be specified with fronts painted in one of 6 accent colors. If an accent color is not selected the fronts will be painted black. Accent colors include, (MEY) Memo Yellow, (MRG) Marine Grey, (SFG) Seafoam Green, (REG) Robbins Egg Blue, (SSP) Sunset Pink and (KRD) Knoll Red.

**Note: Drawer behind doors list pricing is as follows: 1=\$250**

#### Application Notes

**Note:** Within CAP, choose from five front accent colors for 6" drawer behind doors only. Drawer fronts are black unless specified otherwise.

Hanging rails and other accessories are not included and must be ordered separately. Hanging rails are included with 24" and 30" wide lateral drawers only. (See *Tower Accessories for pricing and order entry information*)

Half depth adjustable shelves and coat hooks may be ordered separately allowing the cupboard area of the 15", 24" and 30" wide towers to support binders as well as shorter coats. (See *Tower Accessories for pricing and order entry information*)

**Note: Veneer front towers are comprised of a steel case with wood veneer fronts and top.**

Single door towers: Include (2) locks. Double door towers: Include (2) locks. Wardrobe towers: Include (3) locks. 15" wide Side Access Bookcase and Display towers: Include (1) lock. 24" wide Side Access Bookcase and Display towers: Include (2) locks

#### Critical Dimensions

Dimensions under, **w**, **d** and **h** are actual to the nearest 1/16"

42", 50", 57" and 64" Tower Internal Dimensions

- Box and M drawer height: 4<sup>5</sup>/<sub>16</sub>"
- Box and M drawer width: 12<sup>1</sup>/<sub>16</sub>"
- Box and M drawer depth: 18<sup>3</sup>/<sub>8</sub>"
- File drawer height: 9<sup>1</sup>/<sub>4</sub>"
- File drawer width: 12<sup>1</sup>/<sub>16</sub>"
- File drawer depth: 18<sup>3</sup>/<sub>8</sub>"
- Wide drawer height: 9<sup>9</sup>/<sub>16</sub>"
- Wide drawer width: 20<sup>3</sup>/<sub>4</sub>"
- Wide drawer depth: 22<sup>7</sup>/<sub>8</sub>"

**Note:** All towers are configured from the top down with standard combinations of box and file drawers.

Pull finish is aluminum:

- AA - Aluminum
- AB - Black
- AN - Nickel

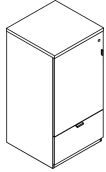
# Storage Towers Veneer Front - Template Pull

## 24" Wide Storage Towers

### 50" High

Series 2 Storage

description	type	w	d	h	lock	pattern no.	V1	V2
50" High Single Door tower with wide drawer (left hand shown)	left hand	23 <sup>7</sup> / <sub>8</sub> "	23 <sup>1</sup> / <sub>2</sub> "	48 <sup>3</sup> / <sub>16</sub> "	Y	<b>BT3SLH5024WLV</b>	\$2,640.	\$2,905.
	right hand	23 <sup>7</sup> / <sub>8</sub> "	23 <sup>1</sup> / <sub>2</sub> "	48 <sup>3</sup> / <sub>16</sub> "	Y	<b>BT3SRH5024WLV</b>	2,640.	2,905.



#### Order Code

Example:	<b>BT3SLH5724FFL-VC113</b>
<b>BT3</b>	Series 2 Veneer Front
<b>S</b>	Single Door
<b>LH</b>	Left Hand Access
<b>57</b>	57" High
<b>24</b>	24" Wide
<b>F</b>	File Drawer
<b>F</b>	File Drawer
<b>L</b>	Locking
<b>VC</b>	Front Finish Medium Cherry
<b>113</b>	Case Finish Dark Grey

#### Specification Information

For non-locking towers, deduct \$60 from the list price for single and double door units or \$75 for units with wardrobe. Substitute the "L" suffix with a "N" within the pattern number to designate a non-locking unit, example (RT3SLH6424BBFN)

"M" drawers consisting of a box drawer body with a file drawer head are available by substituting any two "B" or any one "F" character within the pattern number, example (RT3SLH6424MFN). Multiple "M" drawers may be specified providing they equal the total modules available.

A 6" drawer, behind a cupboard door is available by adding the numeral 1 to the end of the pattern number, example (RT3SLH6424BBFL1)

**Note:** 6" drawer behind doors are not available within the wardrobe portion of towers. Drawers behind doors can be specified with fronts painted in one of 6 accent colors. If an accent color is not selected the fronts will be painted black. Accent colors include, (MEY) Memo Yellow, (MRG) Marine Grey, (SFG) Seafoam Green, (REG) Robbins Egg Blue, (SSP) Sunset Pink and (KRD) Knoll Red.

**Note: Drawer behind doors list pricing is as follows: 1=\$250**

#### Application Notes

**Note:** Within CAP, choose from five front accent colors for 6" drawer behind doors only. Drawer fronts are black unless specified otherwise.

Hanging rails and other accessories are not included and must be ordered separately. Hanging rails are included with 24" and 30" wide lateral drawers only. (See Tower Accessories for pricing and order entry information)

Half depth adjustable shelves and coat hooks may be ordered separately allowing the cupboard area of the 15", 24" and 30" wide towers to support binders as well as shorter coats. (See Tower Accessories for pricing and order entry information)

**Note: Veneer front towers are comprised of a steel case with wood veneer fronts and top.**

Single door towers: Include (2) locks. Double door towers: Include (2) locks. Wardrobe towers: Include (3) locks. 15" wide Side Access Bookcase and Display towers: Include (1) lock. 24" wide Side Access Bookcase and Display towers: Include (2) locks

#### Critical Dimensions

Dimensions under, **w**, **d** and **h** are actual to the nearest 1/16"

42", 50", 57" and 64" Tower Internal Dimensions

- Box and M drawer height: 4<sup>5</sup>/<sub>16</sub>"
- Box and M drawer width: 12<sup>1</sup>/<sub>16</sub>"
- Box and M drawer depth: 18<sup>3</sup>/<sub>8</sub>"
- File drawer height: 9<sup>1</sup>/<sub>4</sub>"
- File drawer width: 12<sup>1</sup>/<sub>16</sub>"
- File drawer depth: 18<sup>3</sup>/<sub>8</sub>"
- Wide drawer height: 9<sup>9</sup>/<sub>16</sub>"
- Wide drawer width: 20<sup>3</sup>/<sub>4</sub>"
- Wide drawer depth: 22<sup>7</sup>/<sub>8</sub>"

**Note:** All towers are configured from the top down with standard combinations of box and file drawers.

Pull finish is aluminum:

- AA - Aluminum
- AB - Black
- AN - Nickel



# Storage Towers Veneer Front - Template Pull

## 24" Wide Storage Towers

### 50" High

description	type	w	d	h	lock	pattern no.	V1	V2
50" High Single Door tower with two wide drawers (left hand shown)	left hand	23 7/8"	23 1/2"	48 3/16"	Y	<b>BT3SLH5024WWLV</b>	\$3,250.	\$3,575.
	right hand	23 7/8"	23 1/2"	48 3/16"	Y	<b>BT3SRH5024WWLV</b>	3,250.	3,575.



#### Order Code

Example: **BT3SLH5724FFL-VC 113**

<b>BT3</b>	Series 2 Veneer Front
<b>S</b>	Single Door
<b>LH</b>	Left Hand Access
<b>57</b>	57" High
<b>24</b>	24" Wide
<b>F</b>	File Drawer
<b>F</b>	File Drawer
<b>L</b>	Locking
<b>VC</b>	Front Finish Medium Cherry
<b>113</b>	Case Finish Dark Grey

#### Specification Information

For non-locking towers, deduct \$60 from the list price for single and double door units or \$75 for units with wardrobe. Substitute the "L" suffix with a "N" within the pattern number to designate a non-locking unit, example (RT3SLH6424BBFN)

"M" drawers consisting of a box drawer body with a file drawer head are available by substituting any two "B" or any one "F" character within the pattern number, example (RT3SLH6424MFN). Multiple "M" drawers may be specified providing they equal the total modules available.

A 6" drawer, behind a cupboard door is available by adding the numeral 1 to the end of the pattern number, example (RT3SLH6424BBF1)

**Note:** 6" drawer behind doors are not available within the wardrobe portion of towers. Drawers behind doors can be specified with fronts painted in one of 6 accent colors. If an accent color is not selected the fronts will be painted black. Accent colors include, (MEY) Memo Yellow, (MRG) Marine Grey, (SFG) Seafoam Green, (REG) Robbins Egg Blue, (SSP) Sunset Pink and (KRD) Knoll Red.

**Note: Drawer behind doors list pricing is as follows: 1=\$250**

#### Application Notes

**Note:** Within CAP, choose from five front accent colors for 6" drawer behind doors only. Drawer fronts are black unless specified otherwise.

Hanging rails and other accessories are not included and must be ordered separately. Hanging rails are included with 24" and 30" wide lateral drawers only. (See Tower Accessories for pricing and order entry information)

Half depth adjustable shelves and coat hooks may be ordered separately allowing the cupboard area of the 15", 24" and 30" wide towers to support binders as well as shorter coats. (See Tower Accessories for pricing and order entry information)

**Note: Veneer front towers are comprised of a steel case with wood veneer fronts and top.**

Single door towers: Include (2) locks. Double door towers: Include (2) locks. Wardrobe towers: Include (3) locks. 15" wide Side Access Bookcase and Display towers: Include (1) lock. 24" wide Side Access Bookcase and Display towers: Include (2) locks

#### Critical Dimensions

Dimensions under, **w**, **d** and **h** are actual to the nearest 1/16"

42", 50", 57" and 64" Tower Internal Dimensions

- Box and M drawer height: 4 5/16"
- Box and M drawer width: 12 1/16"
- Box and M drawer depth: 18 3/8"
- File drawer height: 9 1/4"
- File drawer width: 12 1/16"
- File drawer depth: 18 3/8"
- Wide drawer height: 9 9/16"
- Wide drawer width: 20 3/4"
- Wide drawer depth: 22 7/8"

**Note:** All towers are configured from the top down with standard combinations of box and file drawers.

Pull finish is aluminum:

- AA - Aluminum
- AB - Black
- AN - Nickel

# Storage Towers Veneer Front - Template Pull

## 24" Wide Storage Towers

### 50" High

description	type	w	d	h	lock	pattern no.	V1	V2
50" High Double Door tower with one wide drawer		23 <sup>7</sup> / <sub>8</sub> "	23 <sup>1</sup> / <sub>2</sub> "	48 <sup>5</sup> / <sub>16</sub> "	Y	<b>BT3D5024WLV</b>	\$3,374.	\$3,714.



24" and 30" wide double door cabinets may be ordered with a grommet option located in the back of the case by adding a "G" between the 4th and 5th character of the pattern number, example (BT3D**G**6424WLV). Add \$100 for this option. **Note**, by adding a "G" option, the cabinet will also receive AV hinged doors.

#### Order Code

Example:	<b>BT3SLH5724FFL-VC113</b>
<b>BT3</b>	Series 2 Veneer Front
<b>S</b>	Single Door
<b>LH</b>	Left Hand Access
<b>57</b>	57" High
<b>24</b>	24" Wide
<b>F</b>	File Drawer
<b>F</b>	File Drawer
<b>L</b>	Locking
<b>VC</b>	Front Finish Medium Cherry
<b>113</b>	Case Finish Dark Grey

#### Specification Information

For non-locking towers, deduct \$60 from the list price for single and double door units or \$75 for units with wardrobe. Substitute the "L" suffix with a "N" within the pattern number to designate a non-locking unit, example (RT3SLH6424BBFN)

"M" drawers consisting of a box drawer body with a file drawer head are available by substituting any two "B" or any one "F" character within the pattern number, example (RT3SLH6424**MFN**). Multiple "M" drawers may be specified providing they equal the total modules available.

A 6" drawer, behind a cupboard door is available by adding the numeral 1 to the end of the pattern number, example (RT3SLH6424BB**F1**)

**Note:** 6" drawer behind doors are not available within the wardrobe portion of towers. Drawers behind doors can be specified with fronts painted in one of 6 accent colors. If an accent color is not selected the fronts will be painted black. Accent colors include, (MEY) Memo Yellow, (MRG) Marine Grey, (SFG) Seafoam Green, (REG) Robbins Egg Blue, (SSP) Sunset Pink and (KRD) Knoll Red.

**Note: Drawer behind doors list pricing is as follows: 1=\$250**

#### Application Notes

**Note:** Within CAP, choose from five front accent colors for 6" drawer behind doors only. Drawer fronts are black unless specified otherwise.

Hanging rails and other accessories are not included and must be ordered separately. Hanging rails are included with 24" and 30" wide lateral drawers only. (See *Tower Accessories for pricing and order entry information*)

Half depth adjustable shelves and coat hooks may be ordered separately allowing the cupboard area of the 15", 24" and 30" wide towers to support binders as well as shorter coats. (See *Tower Accessories for pricing and order entry information*)

**Note: Veneer front towers are comprised of a steel case with wood veneer fronts and top.**

Single door towers: Include (2) locks. Double door towers: Include (2) locks. Wardrobe towers: Include (3) locks. 15" wide Side Access Bookcase and Display towers: Include (1) lock. 24" wide Side Access Bookcase and Display towers: Include (2) locks

#### Critical Dimensions

Dimensions under, **w**, **d** and **h** are actual to the nearest 1/16"

42", 50", 57" and 64" Tower Internal Dimensions

- Box and M drawer height: 4<sup>5</sup>/<sub>16</sub>"
- Box and M drawer width: 12<sup>1</sup>/<sub>16</sub>"
- Box and M drawer depth: 18<sup>3</sup>/<sub>8</sub>"
- File drawer height: 9<sup>1</sup>/<sub>4</sub>"
- File drawer width: 12<sup>1</sup>/<sub>16</sub>"
- File drawer depth: 18<sup>3</sup>/<sub>8</sub>"
- Wide drawer height: 9<sup>9</sup>/<sub>16</sub>"
- Wide drawer width: 20<sup>3</sup>/<sub>4</sub>"
- Wide drawer depth: 22<sup>7</sup>/<sub>8</sub>"

**Note:** All towers are configured from the top down with standard combinations of box and file drawers.

Pull finish is aluminum:

- AA - Aluminum
- AB - Black
- AN - Nickel

# Storage Towers Veneer Front - Template Pull

## 24" Wide Storage Towers

### 50" High

description	type	w	d	h	lock	pattern no.	V1	V2
50" High Double Door tower with two wide drawers		23 7/8"	23 1/2"	48 7/16"	Y	<b>BT3D5024WWLV</b>	\$3,877.	\$4,265.



24" and 30" wide double door cabinets may be ordered with a grommet option located in the back of the case by adding a "G" between the 4th and 5th character of the pattern number, example (BT3DG6424WLV). Add \$100 for this option. **Note**, by adding a "G" option, the cabinet will also receive AV hinged doors.

Series 2 Veneer Front Storage

#### Order Code

Example: **BT3SLH5724FFL-VC113**

<b>BT3</b>	Series 2 Veneer Front
<b>S</b>	Single Door
<b>LH</b>	Left Hand Access
<b>57</b>	57" High
<b>24</b>	24" Wide
<b>F</b>	File Drawer
<b>F</b>	File Drawer
<b>L</b>	Locking
<b>VC</b>	Front Finish Medium Cherry
<b>113</b>	Case Finish Dark Grey

#### Specification Information

For non-locking towers, deduct \$60 from the list price for single and double door units or \$75 for units with wardrobe. Substitute the "L" suffix with a "N" within the pattern number to designate a non-locking unit, example (RT3SLH6424BBFN)

"M" drawers consisting of a box drawer body with a file drawer head are available by substituting any two "B" or any one "F" character within the pattern number, example (RT3SLH6424MFN). Multiple "M" drawers may be specified providing they equal the total modules available.

A 6" drawer, behind a cupboard door is available by adding the numeral 1 to the end of the pattern number, example (RT3SLH6424BBFL1)

**Note:** 6" drawer behind doors are not available within the wardrobe portion of towers. Drawers behind doors can be specified with fronts painted in one of 6 accent colors. If an accent color is not selected the fronts will be painted black. Accent colors include, (MEY) Memo Yellow, (MRG) Marine Grey, (SFG) Seafoam Green, (REG) Robbins Egg Blue, (SSP) Sunset Pink and (KRD) Knoll Red.

**Note: Drawer behind doors list pricing is as follows: 1=\$250**

#### Application Notes

**Note:** Within CAP, choose from five front accent colors for 6" drawer behind doors only. Drawer fronts are black unless specified otherwise.

Hanging rails and other accessories are not included and must be ordered separately. Hanging rails are included with 24" and 30" wide lateral drawers only. (See *Tower Accessories for pricing and order entry information*)

Half depth adjustable shelves and coat hooks may be ordered separately allowing the cupboard area of the 15", 24" and 30" wide towers to support binders as well as shorter coats. (See *Tower Accessories for pricing and order entry information*)

**Note: Veneer front towers are comprised of a steel case with wood veneer fronts and top.**

Single door towers: Include (2) locks. Double door towers: Include (2) locks. Wardrobe towers: Include (3) locks. 15" wide Side Access Bookcase and Display towers: Include (1) lock. 24" wide Side Access Bookcase and Display towers: Include (2) locks

#### Critical Dimensions

Dimensions under, **w**, **d** and **h** are actual to the nearest 1/16"

42", 50", 57" and 64" Tower Internal Dimensions

- Box and M drawer height: 4 5/16"
- Box and M drawer width: 12 1/16"
- Box and M drawer depth: 18 3/8"
- File drawer height: 9 1/4"
- File drawer width: 12 1/16"
- File drawer depth: 18 3/8"
- Wide drawer height: 9 9/16"
- Wide drawer width: 20 3/4"
- Wide drawer depth: 22 7/8"

**Note:** All towers are configured from the top down with standard combinations of box and file drawers.

Pull finish is aluminum:

- AA - Aluminum
- AB - Black
- AN - Nickel

# Storage Towers Veneer Front - Template Pull

## 24" Wide Storage Towers

### 50" High

Series 2 Storage

description	type	w	d	h	lock	pattern no.	V1	V2
50" High tower with one box and two file drawers and door and wardrobe (left hand shown)	left hand	23 7/8"	23 1/2"	48 5/16"	Y	<b>BT3WSLH5024BFFLV</b>	\$3,830.	\$4,213.
	right hand	23 7/8"	23 1/2"	48 5/16"	Y	<b>BT3WSRH5024BFFLV</b>	3,830.	4,213.



#### Order Code

Example:	<b>BT3SLH5724FFL-VC</b> <b>113</b>
<b>BT3</b>	Series 2 Veneer Front
<b>S</b>	Single Door
<b>LH</b>	Left Hand Access
<b>57</b>	57" High
<b>24</b>	24" Wide
<b>F</b>	File Drawer
<b>F</b>	File Drawer
<b>L</b>	Locking
<b>VC</b>	Front Finish Medium Cherry
<b>113</b>	Case Finish Dark Grey

#### Specification Information

For non-locking towers, deduct \$60 from the list price for single and double door units or \$75 for units with wardrobe. Substitute the "L" suffix with a "N" within the pattern number to designate a non-locking unit, example (RT3SLH6424BBFN)

"M" drawers consisting of a box drawer body with a file drawer head are available by substituting any two "B" or any one "F" character within the pattern number, example (RT3SLH6424MFN). Multiple "M" drawers may be specified providing they equal the total modules available.

A 6" drawer, behind a cupboard door is available by adding the numeral 1 to the end of the pattern number, example (RT3SLH6424BBFL1)

**Note:** 6" drawer behind doors are not available within the wardrobe portion of towers. Drawers behind doors can be specified with fronts painted in one of 6 accent colors. If an accent color is not selected the fronts will be painted black. Accent colors include, (MEY) Memo Yellow, (MRG) Marine Grey, (SFG) Seafoam Green, (REG) Robbins Egg Blue, (SSP) Sunset Pink and (KRD) Knoll Red.

**Note: Drawer behind doors list pricing is as follows: 1=\$250**

#### Application Notes

**Note:** Within CAP, choose from five front accent colors for 6" drawer behind doors only. Drawer fronts are black unless specified otherwise.

Hanging rails and other accessories are not included and must be ordered separately. Hanging rails are included with 24" and 30" wide lateral drawers only. (See *Tower Accessories for pricing and order entry information*)

Half depth adjustable shelves and coat hooks may be ordered separately allowing the cupboard area of the 15", 24" and 30" wide towers to support binders as well as shorter coats. (See *Tower Accessories for pricing and order entry information*)

**Note: Veneer front towers are comprised of a steel case with wood veneer fronts and top.**

Single door towers: Include (2) locks. Double door towers: Include (2) locks. Wardrobe towers: Include (3) locks. 15" wide Side Access Bookcase and Display towers: Include (1) lock. 24" wide Side Access Bookcase and Display towers: Include (2) locks

#### Critical Dimensions

Dimensions under, **w**, **d** and **h** are actual to the nearest 1/16"

42", 50", 57" and 64" Tower Internal Dimensions

- Box and M drawer height: 4 5/16"
- Box and M drawer width: 12 1/16"
- Box and M drawer depth: 18 3/8"
- File drawer height: 9 1/4"
- File drawer width: 12 1/16"
- File drawer depth: 18 3/8"
- Wide drawer height: 9 9/16"
- Wide drawer width: 20 3/4"
- Wide drawer depth: 22 7/8"

**Note:** All towers are configured from the top down with standard combinations of box and file drawers.

Pull finish is aluminum:

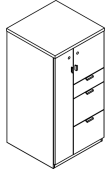
- AA - Aluminum
- AB - Black
- AN - Nickel

# Storage Towers Veneer Front - Template Pull

## 24" Wide Storage Towers

### 50" High

description	type	w	d	h	lock	pattern no.	V1	V2
50" High tower with three file drawers and door and wardrobe (left hand shown)	left hand	23 <sup>7</sup> / <sub>8</sub> "	23 <sup>1</sup> / <sub>2</sub> "	48 <sup>3</sup> / <sub>16</sub> "	Y	<b>BT3WSLH5024FFFLV</b>	\$3,852.	\$4,238.
	right hand	23 <sup>7</sup> / <sub>8</sub> "	23 <sup>1</sup> / <sub>2</sub> "	48 <sup>3</sup> / <sub>16</sub> "	Y	<b>BT3WSRH5024FFFLV</b>	3,852.	4,238.



Series 2 Veneer Front Storage

#### Order Code

Example:	<b>BT3SLH5724FFL-VC</b> <b>113</b>
<b>BT3</b>	Series 2 Veneer Front
<b>S</b>	Single Door
<b>LH</b>	Left Hand Access
<b>57</b>	57" High
<b>24</b>	24" Wide
<b>F</b>	File Drawer
<b>F</b>	File Drawer
<b>L</b>	Locking
<b>VC</b>	Front Finish Medium Cherry
<b>113</b>	Case Finish Dark Grey

#### Specification Information

For non-locking towers, deduct \$60 from the list price for single and double door units or \$75 for units with wardrobe. Substitute the "L" suffix with a "N" within the pattern number to designate a non-locking unit, example (RT3SLH6424BBFN)

"M" drawers consisting of a box drawer body with a file drawer head are available by substituting any two "B" or any one "F" character within the pattern number, example (RT3SLH6424MFN). Multiple "M" drawers may be specified providing they equal the total modules available.

A 6" drawer, behind a cupboard door is available by adding the numeral 1 to the end of the pattern number, example (RT3SLH6424BBFL1)

**Note:** 6" drawer behind doors are not available within the wardrobe portion of towers. Drawers behind doors can be specified with fronts painted in one of 6 accent colors. If an accent color is not selected the fronts will be painted black. Accent colors include, (MEY) Memo Yellow, (MRG) Marine Grey, (SFG) Seafoam Green, (REG) Robbins Egg Blue, (SSP) Sunset Pink and (KRD) Knoll Red.

**Note: Drawer behind doors list pricing is as follows: 1=\$250**

#### Application Notes

**Note:** Within CAP, choose from five front accent colors for 6" drawer behind doors only. Drawer fronts are black unless specified otherwise.

Hanging rails and other accessories are not included and must be ordered separately. Hanging rails are included with 24" and 30" wide lateral drawers only. (See Tower Accessories for pricing and order entry information)

Half depth adjustable shelves and coat hooks may be ordered separately allowing the cupboard area of the 15", 24" and 30" wide towers to support binders as well as shorter coats. (See Tower Accessories for pricing and order entry information)

**Note: Veneer front towers are comprised of a steel case with wood veneer fronts and top.**

Single door towers: Include (2) locks. Double door towers: Include (2) locks. Wardrobe towers: Include (3) locks. 15" wide Side Access Bookcase and Display towers: Include (1) lock. 24" wide Side Access Bookcase and Display towers: Include (2) locks

#### Critical Dimensions

Dimensions under, **w**, **d** and **h** are actual to the nearest 1/16"

42", 50", 57" and 64" Tower Internal Dimensions

- Box and M drawer height: 4<sup>5</sup>/<sub>16</sub>"
- Box and M drawer width: 12<sup>1</sup>/<sub>16</sub>"
- Box and M drawer depth: 18<sup>3</sup>/<sub>8</sub>"
- File drawer height: 9<sup>1</sup>/<sub>4</sub>"
- File drawer width: 12<sup>1</sup>/<sub>16</sub>"
- File drawer depth: 18<sup>3</sup>/<sub>8</sub>"
- Wide drawer height: 9<sup>9</sup>/<sub>16</sub>"
- Wide drawer width: 20<sup>3</sup>/<sub>4</sub>"
- Wide drawer depth: 22<sup>7</sup>/<sub>8</sub>"

**Note:** All towers are configured from the top down with standard combinations of box and file drawers.

Pull finish is aluminum:

- AA - Aluminum
- AB - Black
- AN - Nickel

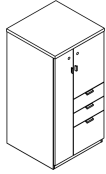
# Storage Towers Veneer Front - Template Pull

## 24" Wide Storage Towers

### 50" High

Series 2 Storage

description	type	w	d	h	lock	pattern no.	V1	V2
50" High tower with two box and one file drawer and door and wardrobe (left hand shown)	left hand	23 <sup>7</sup> / <sub>8</sub> "	23 <sup>1</sup> / <sub>2</sub> "	48 <sup>3</sup> / <sub>16</sub> "	Y	<b>BT3WSLH5024BBFLV</b>	\$3,939.	\$4,329.
	right hand	23 <sup>7</sup> / <sub>8</sub> "	23 <sup>1</sup> / <sub>2</sub> "	48 <sup>3</sup> / <sub>16</sub> "	Y	<b>BT3WSRH5024BBFLV</b>	3,939.	4,329.



#### Order Code

Example:	<b>BT3SLH5724FFL-VC113</b>
<b>BT3</b>	Series 2 Veneer Front
<b>S</b>	Single Door
<b>LH</b>	Left Hand Access
<b>57</b>	57" High
<b>24</b>	24" Wide
<b>F</b>	File Drawer
<b>F</b>	File Drawer
<b>L</b>	Locking
<b>VC</b>	Front Finish Medium Cherry
<b>113</b>	Case Finish Dark Grey

#### Specification Information

For non-locking towers, deduct \$60 from the list price for single and double door units or \$75 for units with wardrobe. Substitute the "L" suffix with a "N" within the pattern number to designate a non-locking unit, example (RT3SLH6424BBFN)

"M" drawers consisting of a box drawer body with a file drawer head are available by substituting any two "B" or any one "F" character within the pattern number, example (RT3SLH6424MFN). Multiple "M" drawers may be specified providing they equal the total modules available.

A 6" drawer, behind a cupboard door is available by adding the numeral 1 to the end of the pattern number, example (RT3SLH6424BBFL1)

**Note:** 6" drawer behind doors are not available within the wardrobe portion of towers. Drawers behind doors can be specified with fronts painted in one of 6 accent colors. If an accent color is not selected the fronts will be painted black. Accent colors include, (MEY) Memo Yellow, (MRG) Marine Grey, (SFG) Seafoam Green, (REG) Robbins Egg Blue, (SSP) Sunset Pink and (KRD) Knoll Red.

**Note: Drawer behind doors list pricing is as follows: 1=\$250**

#### Application Notes

**Note:** Within CAP, choose from five front accent colors for 6" drawer behind doors only. Drawer fronts are black unless specified otherwise.

Hanging rails and other accessories are not included and must be ordered separately. Hanging rails are included with 24" and 30" wide lateral drawers only. (See *Tower Accessories for pricing and order entry information*)

Half depth adjustable shelves and coat hooks may be ordered separately allowing the cupboard area of the 15", 24" and 30" wide towers to support binders as well as shorter coats. (See *Tower Accessories for pricing and order entry information*)

**Note: Veneer front towers are comprised of a steel case with wood veneer fronts and top.**

Single door towers: Include (2) locks. Double door towers: Include (2) locks. Wardrobe towers: Include (3) locks. 15" wide Side Access Bookcase and Display towers: Include (1) lock. 24" wide Side Access Bookcase and Display towers: Include (2) locks

#### Critical Dimensions

Dimensions under, **w**, **d** and **h** are actual to the nearest 1/16"

42", 50", 57" and 64" Tower Internal Dimensions

- Box and M drawer height: 4<sup>5</sup>/<sub>16</sub>"
- Box and M drawer width: 12<sup>1</sup>/<sub>16</sub>"
- Box and M drawer depth: 18<sup>3</sup>/<sub>8</sub>"
- File drawer height: 9<sup>1</sup>/<sub>4</sub>"
- File drawer width: 12<sup>1</sup>/<sub>16</sub>"
- File drawer depth: 18<sup>3</sup>/<sub>8</sub>"
- Wide drawer height: 9<sup>9</sup>/<sub>16</sub>"
- Wide drawer width: 20<sup>3</sup>/<sub>4</sub>"
- Wide drawer depth: 22<sup>7</sup>/<sub>8</sub>"

**Note:** All towers are configured from the top down with standard combinations of box and file drawers.

Pull finish is aluminum:

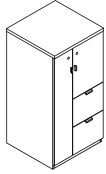
- AA - Aluminum
- AB - Black
- AN - Nickel

# Storage Towers Veneer Front - Template Pull

## 24" Wide Storage Towers

### 50" High

description	type	w	d	h	lock	pattern no.	V1	V2
50" High tower with two file drawers and door and wardrobe (left hand shown)	left hand	23 <sup>7</sup> / <sub>8</sub> "	23 <sup>1</sup> / <sub>2</sub> "	48 <sup>3</sup> / <sub>16</sub> "	Y	<b>BT3WSLH5024FFLV</b>	\$3,255.	\$3,576.
	right hand	23 <sup>7</sup> / <sub>8</sub> "	23 <sup>1</sup> / <sub>2</sub> "	48 <sup>3</sup> / <sub>16</sub> "	Y	<b>BT3WSRH5024FFLV</b>	3,255.	3,576.



Series 2 Veneer Front Storage

#### Order Code

Example: **BT3SLH5724FFLV-113**

<b>BT3</b>	Series 2 Veneer Front
<b>S</b>	Single Door
<b>LH</b>	Left Hand Access
<b>57</b>	57" High
<b>24</b>	24" Wide
<b>F</b>	File Drawer
<b>F</b>	File Drawer
<b>L</b>	Locking
<b>VC</b>	Front Finish Medium Cherry
<b>113</b>	Case Finish Dark Grey

#### Specification Information

For non-locking towers, deduct \$60 from the list price for single and double door units or \$75 for units with wardrobe. Substitute the "L" suffix with a "N" within the pattern number to designate a non-locking unit, example (RT3SLH6424BBFN)

"M" drawers consisting of a box drawer body with a file drawer head are available by substituting any two "B" or any one "F" character within the pattern number, example (RT3SLH6424MFN). Multiple "M" drawers may be specified providing they equal the total modules available.

A 6" drawer, behind a cupboard door is available by adding the numeral 1 to the end of the pattern number, example (RT3SLH6424BBFL1)

**Note:** 6" drawer behind doors are not available within the wardrobe portion of towers. Drawers behind doors can be specified with fronts painted in one of 6 accent colors. If an accent color is not selected the fronts will be painted black. Accent colors include, (MEY) Memo Yellow, (MRG) Marine Grey, (SFG) Seafoam Green, (REG) Robbins Egg Blue, (SSP) Sunset Pink and (KRD) Knoll Red.

**Note: Drawer behind doors list pricing is as follows: 1=\$250**

#### Application Notes

**Note:** Within CAP, choose from five front accent colors for 6" drawer behind doors only. Drawer fronts are black unless specified otherwise.

Hanging rails and other accessories are not included and must be ordered separately. Hanging rails are included with 24" and 30" wide lateral drawers only. (See Tower Accessories for pricing and order entry information)

Half depth adjustable shelves and coat hooks may be ordered separately allowing the cupboard area of the 15", 24" and 30" wide towers to support binders as well as shorter coats. (See Tower Accessories for pricing and order entry information)

**Note: Veneer front towers are comprised of a steel case with wood veneer fronts and top.**

Single door towers: Include (2) locks. Double door towers: Include (2) locks. Wardrobe towers: Include (3) locks. 15" wide Side Access Bookcase and Display towers: Include (1) lock. 24" wide Side Access Bookcase and Display towers: Include (2) locks

#### Critical Dimensions

Dimensions under, **w**, **d** and **h** are actual to the nearest 1/16"

42", 50", 57" and 64" Tower Internal Dimensions

- Box and M drawer height: 4<sup>5</sup>/<sub>16</sub>"
- Box and M drawer width: 12<sup>1</sup>/<sub>16</sub>"
- Box and M drawer depth: 18<sup>3</sup>/<sub>8</sub>"
- File drawer height: 9<sup>1</sup>/<sub>4</sub>"
- File drawer width: 12<sup>1</sup>/<sub>16</sub>"
- File drawer depth: 18<sup>3</sup>/<sub>8</sub>"
- Wide drawer height: 9<sup>9</sup>/<sub>16</sub>"
- Wide drawer width: 20<sup>3</sup>/<sub>4</sub>"
- Wide drawer depth: 22<sup>7</sup>/<sub>8</sub>"

**Note:** All towers are configured from the top down with standard combinations of box and file drawers.

Pull finish is aluminum:

- AA - Aluminum
- AB - Black
- AN - Nickel

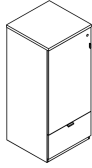
# Storage Towers Veneer Front - Template Pull

## 24" Wide Storage Towers

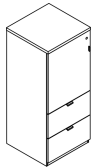
### 57" High

Series 2 Storage

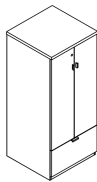
description	type	w	d	h	lock	pattern no.	V1	V2
57" High Single Door tower with wide drawer (left hand shown)	left hand	23 <sup>7</sup> / <sub>8</sub> "	23 <sup>1</sup> / <sub>2</sub> "	56 <sup>3</sup> / <sub>16</sub> "	Y	<b>BT3SLH5724WLV</b>	\$2,727.	\$2,998.
	right hand	23 <sup>7</sup> / <sub>8</sub> "	23 <sup>1</sup> / <sub>2</sub> "	56 <sup>3</sup> / <sub>16</sub> "	Y	<b>BT3SRH5724WLV</b>	2,727.	2,998.



57" High Single Door tower with two wide drawers (left hand shown)	left hand	23 <sup>7</sup> / <sub>8</sub> "	23 <sup>1</sup> / <sub>2</sub> "	56 <sup>3</sup> / <sub>16</sub> "	Y	<b>BT3SLH5724WWLV</b>	3,295.	3,625.
	right hand	23 <sup>7</sup> / <sub>8</sub> "	23 <sup>1</sup> / <sub>2</sub> "	56 <sup>3</sup> / <sub>16</sub> "	Y	<b>BT3SRH5724WWLV</b>	3,295.	3,625.



57" High Double Door tower with one wide drawer		23 <sup>7</sup> / <sub>8</sub> "	23 <sup>1</sup> / <sub>2</sub> "	56 <sup>3</sup> / <sub>16</sub> "	Y	<b>BT3D5724WLV</b>	3,443.	3,788.
---	--	----------------------------------	----------------------------------	-----------------------------------	---	--------------------	--------	--------



24" and 30" wide double door cabinets may be ordered with a grommet option located in the back of the case by adding a "G" between the 4th and 5th character of the pattern number, example (BT3D**G**6424WLV). Add \$100 for this option. **Note**, by adding a "G" option, the cabinet will also receive AV hinged doors.

#### Order Code

Example:	<b>BT3SLH5724FFL-VC113</b>
<b>BT3</b>	Series 2 Veneer Front
<b>S</b>	Single Door
<b>LH</b>	Left Hand Access
<b>57</b>	57" High
<b>24</b>	24" Wide
<b>F</b>	File Drawer
<b>F</b>	File Drawer
<b>L</b>	Locking
<b>VC</b>	Front Finish Medium Cherry
<b>113</b>	Case Finish Dark Grey

#### Specification Information

For non-locking towers, deduct \$60 from the list price for single and double door units or \$75 for units with wardrobe. Substitute the "L" suffix with a "N" within the pattern number to designate a non-locking unit, example (RT3SLH6424BBFN)

"M" drawers consisting of a box drawer body with a file drawer head are available by substituting any two "B" or any one "F" character within the pattern number, example (RT3SLH6424MFN). Multiple "M" drawers may be specified providing they equal the total modules available.

A 6" drawer, behind a cupboard door is available by adding the numeral 1 to the end of the pattern number, example (RT3SLH6424BBFL1)

**Note:** 6" drawer behind doors are not available within the wardrobe portion of towers. Drawers behind doors can be specified with fronts painted in one of 6 accent colors. If an accent color is not selected the fronts will be painted black. Accent colors include, (MEY) Memo Yellow, (MRG) Marine Grey, (SFG) Seafoam Green, (REG) Robbins Egg Blue, (SSP) Sunset Pink and (KRD) Knoll Red.

**Note: Drawer behind doors list pricing is as follows: 1=\$250**

#### Application Notes

**Note:** Within CAP, choose from five front accent colors for 6" drawer behind doors only. Drawer fronts are black unless specified otherwise.

Hanging rails and other accessories are not included and must be ordered separately. Hanging rails are included with 24" and 30" wide lateral drawers only. (See *Tower Accessories for pricing and order entry information*)

Half depth adjustable shelves and coat hooks may be ordered separately allowing the cupboard area of the 15", 24" and 30" wide towers to support binders as well as shorter coats. (See *Tower Accessories for pricing and order entry information*)

**Note: Veneer front towers are comprised of a steel case with wood veneer fronts and top.**

Single door towers: Include (2) locks. Double door towers: Include (2) locks. Wardrobe towers: Include (3) locks. 15" wide Side Access Bookcase and Display towers: Include (1) lock. 24" wide Side Access Bookcase and Display towers: Include (2) locks

#### Critical Dimensions

Dimensions under, **w**, **d** and **h** are actual to the nearest 1/16"

42", 50", 57" and 64" Tower Internal Dimensions

- Box and M drawer height: 4<sup>5</sup>/<sub>16</sub>"
- Box and M drawer width: 12<sup>1</sup>/<sub>16</sub>"
- Box and M drawer depth: 18<sup>3</sup>/<sub>8</sub>"
- File drawer height: 9<sup>1</sup>/<sub>4</sub>"
- File drawer width: 12<sup>1</sup>/<sub>16</sub>"
- File drawer depth: 18<sup>3</sup>/<sub>8</sub>"
- Wide drawer height: 9<sup>9</sup>/<sub>16</sub>"
- Wide drawer width: 20<sup>3</sup>/<sub>4</sub>"
- Wide drawer depth: 22<sup>7</sup>/<sub>8</sub>"

**Note:** All towers are configured from the top down with standard combinations of box and file drawers.

Pull finish is aluminum:

- AA - Aluminum
- AB - Black
- AN - Nickel

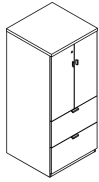


# Storage Towers Veneer Front - Template Pull

## 24" Wide Storage Towers

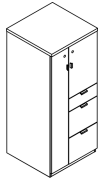
### 57" High

description	type	w	d	h	lock	pattern no.	V1	V2
57" High Double Door tower with two wide drawers		23 <sup>7</sup> / <sub>8</sub> "	23 <sup>1</sup> / <sub>2</sub> "	56 <sup>3</sup> / <sub>16</sub> "	Y	<b>BT3D5724WWLV</b>	\$4,062.	\$4,469.



24" and 30" wide double door cabinets may be ordered with a grommet option located in the back of the case by adding a "G" between the 4th and 5th character of the pattern number, example (BT3DG6424WLV). Add \$100 for this option. **Note**, by adding a "G" option, the cabinet will also receive AV hinged doors.

57" High tower with one box and two file drawers and door and wardrobe (left hand shown)	left hand	23 <sup>7</sup> / <sub>8</sub> "	23 <sup>1</sup> / <sub>2</sub> "	56 <sup>3</sup> / <sub>16</sub> "	Y	<b>BT3WSLH5724BFFLV</b>	3,947.	4,344.
	right hand	23 <sup>7</sup> / <sub>8</sub> "	23 <sup>1</sup> / <sub>2</sub> "	56 <sup>3</sup> / <sub>16</sub> "	Y	<b>BT3WSRH5724BFFLV</b>	3,947.	4,344.



Series 2 Veneer Front Storage

Order Code	
Example:	<b>BT3SLH5724FFL-VC 113</b>
<b>BT3</b>	Series 2 Veneer Front
<b>S</b>	Single Door
<b>LH</b>	Left Hand Access
<b>57</b>	57" High
<b>24</b>	24" Wide
<b>F</b>	File Drawer
<b>F</b>	File Drawer
<b>L</b>	Locking
<b>VC</b>	Front Finish Medium Cherry
<b>113</b>	Case Finish Dark Grey

#### Specification Information

For non-locking towers, deduct \$60 from the list price for single and double door units or \$75 for units with wardrobe. Substitute the "L" suffix with a "N" within the pattern number to designate a non-locking unit, example (RT3SLH6424BBFN)

"M" drawers consisting of a box drawer body with a file drawer head are available by substituting any two "B" or any one "F" character within the pattern number, example (RT3SLH6424MFN). Multiple "M" drawers may be specified providing they equal the total modules available.

A 6" drawer, behind a cupboard door is available by adding the numeral 1 to the end of the pattern number, example (RT3SLH6424BBFL1)

**Note:** 6" drawer behind doors are not available within the wardrobe portion of towers. Drawers behind doors can be specified with fronts painted in one of 6 accent colors. If an accent color is not selected the fronts will be painted black. Accent colors include, (MEY) Memo Yellow, (MRG) Marine Grey, (SFG) Seafoam Green, (REG) Robbins Egg Blue, (SSP) Sunset Pink and (KRD) Knoll Red.

**Note: Drawer behind doors list pricing is as follows: 1=\$250**

#### Application Notes

**Note:** Within CAP, choose from five front accent colors for 6" drawer behind doors only. Drawer fronts are black unless specified otherwise.

Hanging rails and other accessories are not included and must be ordered separately. Hanging rails are included with 24" and 30" wide lateral drawers only. (See *Tower Accessories for pricing and order entry information*)

Half depth adjustable shelves and coat hooks may be ordered separately allowing the cupboard area of the 15", 24" and 30" wide towers to support binders as well as shorter coats. (See *Tower Accessories for pricing and order entry information*)

**Note: Veneer front towers are comprised of a steel case with wood veneer fronts and top.**

Single door towers: Include (2) locks. Double door towers: Include (2) locks. Wardrobe towers: Include (3) locks. 15" wide Side Access Bookcase and Display towers: Include (1) lock. 24" wide Side Access Bookcase and Display towers: Include (2) locks

#### Critical Dimensions

Dimensions under, **w**, **d** and **h** are actual to the nearest 1/16"

42", 50", 57" and 64" Tower Internal Dimensions

- Box and M drawer height: 4<sup>5</sup>/<sub>16</sub>"
- Box and M drawer width: 12<sup>1</sup>/<sub>16</sub>"
- Box and M drawer depth: 18<sup>3</sup>/<sub>8</sub>"
- File drawer height: 9<sup>1</sup>/<sub>4</sub>"
- File drawer width: 12<sup>1</sup>/<sub>16</sub>"
- File drawer depth: 18<sup>3</sup>/<sub>8</sub>"
- Wide drawer height: 9<sup>9</sup>/<sub>16</sub>"
- Wide drawer width: 20<sup>3</sup>/<sub>4</sub>"
- Wide drawer depth: 22<sup>7</sup>/<sub>8</sub>"

**Note:** All towers are configured from the top down with standard combinations of box and file drawers.

Pull finish is aluminum:

- AA - Aluminum
- AB - Black
- AN - Nickel

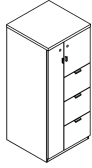
# Storage Towers Veneer Front - Template Pull

## 24" Wide Storage Towers

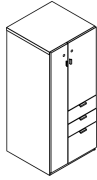
### 57" High

Series 2 Storage

description	type	w	d	h	lock	pattern no.	V1	V2
57" High tower with three file drawers and door and wardrobe (left hand shown)	left hand	23 <sup>7</sup> / <sub>8</sub> "	23 <sup>1</sup> / <sub>2</sub> "	56 <sup>3</sup> / <sub>16</sub> "	Y	<b>BT3WSLH5724FFFLV</b>	\$3,945.	\$4,340.
	right hand	23 <sup>7</sup> / <sub>8</sub> "	23 <sup>1</sup> / <sub>2</sub> "	56 <sup>3</sup> / <sub>16</sub> "	Y	<b>BT3WSRH5724FFFLV</b>	3,945.	4,340.



57" High tower with two box and one file drawer and door and wardrobe (left hand shown)	left hand	23 <sup>7</sup> / <sub>8</sub> "	23 <sup>1</sup> / <sub>2</sub> "	56 <sup>3</sup> / <sub>16</sub> "	Y	<b>BT3WSLH5724BBFLV</b>	3,956.	4,349.
	right hand	23 <sup>7</sup> / <sub>8</sub> "	23 <sup>1</sup> / <sub>2</sub> "	56 <sup>3</sup> / <sub>16</sub> "	Y	<b>BT3WSRH5724BBFLV</b>	3,956.	4,349.



#### Order Code

Example: **BT3SLH5724FFL-VC 113**

<b>BT3</b>	Series 2 Veneer Front
<b>S</b>	Single Door
<b>LH</b>	Left Hand Access
<b>57</b>	57" High
<b>24</b>	24" Wide
<b>F</b>	File Drawer
<b>F</b>	File Drawer
<b>L</b>	Locking
<b>VC</b>	Front Finish Medium Cherry
<b>113</b>	Case Finish Dark Grey

#### Specification Information

For non-locking towers, deduct \$60 from the list price for single and double door units or \$75 for units with wardrobe. Substitute the "L" suffix with a "N" within the pattern number to designate a non-locking unit, example (RT3SLH6424BBFN)

"M" drawers consisting of a box drawer body with a file drawer head are available by substituting any two "B" or any one "F" character within the pattern number, example (RT3SLH6424MFN). Multiple "M" drawers may be specified providing they equal the total modules available.

A 6" drawer, behind a cupboard door is available by adding the numeral 1 to the end of the pattern number, example (RT3SLH6424BBFL1)

**Note:** 6" drawer behind doors are not available within the wardrobe portion of towers. Drawers behind doors can be specified with fronts painted in one of 6 accent colors. If an accent color is not selected the fronts will be painted black. Accent colors include, (MEY) Memo Yellow, (MRG) Marine Grey, (SFG) Seafoam Green, (REG) Robbins Egg Blue, (SSP) Sunset Pink and (KRD) Knoll Red.

**Note: Drawer behind doors list pricing is as follows: 1=\$250**

#### Application Notes

**Note:** Within CAP, choose from five front accent colors for 6" drawer behind doors only. Drawer fronts are black unless specified otherwise.

Hanging rails and other accessories are not included and must be ordered separately. Hanging rails are included with 24" and 30" wide lateral drawers only. (See *Tower Accessories for pricing and order entry information*)

Half depth adjustable shelves and coat hooks may be ordered separately allowing the cupboard area of the 15", 24" and 30" wide towers to support binders as well as shorter coats. (See *Tower Accessories for pricing and order entry information*)

**Note: Veneer front towers are comprised of a steel case with wood veneer fronts and top.**

Single door towers: Include (2) locks. Double door towers: Include (2) locks. Wardrobe towers: Include (3) locks. 15" wide Side Access Bookcase and Display towers: Include (1) lock. 24" wide Side Access Bookcase and Display towers: Include (2) locks

#### Critical Dimensions

Dimensions under, **w**, **d** and **h** are actual to the nearest 1/16"

42", 50", 57" and 64" Tower Internal Dimensions

- Box and M drawer height: 4<sup>5</sup>/<sub>16</sub>"
- Box and M drawer width: 12<sup>1</sup>/<sub>16</sub>"
- Box and M drawer depth: 18<sup>3</sup>/<sub>8</sub>"
- File drawer height: 9<sup>1</sup>/<sub>4</sub>"
- File drawer width: 12<sup>1</sup>/<sub>16</sub>"
- File drawer depth: 18<sup>3</sup>/<sub>8</sub>"
- Wide drawer height: 9<sup>9</sup>/<sub>16</sub>"
- Wide drawer width: 20<sup>3</sup>/<sub>4</sub>"
- Wide drawer depth: 22<sup>7</sup>/<sub>8</sub>"

**Note:** All towers are configured from the top down with standard combinations of box and file drawers.

Pull finish is aluminum:

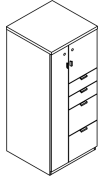
- AA - Aluminum
- AB - Black
- AN - Nickel

# Storage Towers Veneer Front - Template Pull

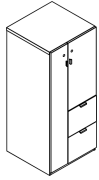
## 24" Wide Storage Towers

### 57" High

description	type	w	d	h	lock	pattern no.	V1	V2
57" High tower with two box and two file drawers and door and wardrobe (left hand shown)	left hand	23 <sup>7</sup> / <sub>8</sub> "	23 <sup>1</sup> / <sub>2</sub> "	56 <sup>3</sup> / <sub>16</sub> "	Y	<b>BT3WSLH5724BBFFLV</b>	\$4,298.	\$4,729.
	right hand	23 <sup>7</sup> / <sub>8</sub> "	23 <sup>1</sup> / <sub>2</sub> "	56 <sup>3</sup> / <sub>16</sub> "	Y	<b>BT3WSRH5724BBFFLV</b>	4,298.	4,729.



57" High tower with two file drawers and door and wardrobe (left hand shown)	left hand	23 <sup>7</sup> / <sub>8</sub> "	23 <sup>1</sup> / <sub>2</sub> "	56 <sup>3</sup> / <sub>16</sub> "	Y	<b>BT3WSLH5724FFLV</b>	3,360.	3,690.
	right hand	23 <sup>7</sup> / <sub>8</sub> "	23 <sup>1</sup> / <sub>2</sub> "	56 <sup>3</sup> / <sub>16</sub> "	Y	<b>BT3WSRH5724FFLV</b>	3,360.	3,690.



#### Order Code

Example: **BT3SLH5724FFL-VC 113**

<b>BT3</b>	Series 2 Veneer Front
<b>S</b>	Single Door
<b>LH</b>	Left Hand Access
<b>57</b>	57" High
<b>24</b>	24" Wide
<b>F</b>	File Drawer
<b>F</b>	File Drawer
<b>L</b>	Locking
<b>VC</b>	Front Finish Medium Cherry
<b>113</b>	Case Finish Dark Grey

#### Specification Information

For non-locking towers, deduct \$60 from the list price for single and double door units or \$75 for units with wardrobe. Substitute the "L" suffix with a "N" within the pattern number to designate a non-locking unit, example (RT3SLH6424BBFN)

"M" drawers consisting of a box drawer body with a file drawer head are available by substituting any two "B" or any one "F" character within the pattern number, example (RT3SLH6424MFN). Multiple "M" drawers may be specified providing they equal the total modules available.

A 6" drawer, behind a cupboard door is available by adding the numeral 1 to the end of the pattern number, example (RT3SLH6424BBFL1)

**Note:** 6" drawer behind doors are not available within the wardrobe portion of towers. Drawers behind doors can be specified with fronts painted in one of 6 accent colors. If an accent color is not selected the fronts will be painted black. Accent colors include, (MEY) Memo Yellow, (MRG) Marine Grey, (SFG) Seafoam Green, (REG) Robbins Egg Blue, (SSP) Sunset Pink and (KRD) Knoll Red.

**Note: Drawer behind doors list pricing is as follows: 1=\$250**

#### Application Notes

**Note:** Within CAP, choose from five front accent colors for 6" drawer behind doors only. Drawer fronts are black unless specified otherwise.

Hanging rails and other accessories are not included and must be ordered separately. Hanging rails are included with 24" and 30" wide lateral drawers only. (See *Tower Accessories for pricing and order entry information*)

Half depth adjustable shelves and coat hooks may be ordered separately allowing the cupboard area of the 15", 24" and 30" wide towers to support binders as well as shorter coats. (See *Tower Accessories for pricing and order entry information*)

**Note: Veneer front towers are comprised of a steel case with wood veneer fronts and top.**

Single door towers: Include (2) locks. Double door towers: Include (2) locks. Wardrobe towers: Include (3) locks. 15" wide Side Access Bookcase and Display towers: Include (1) lock. 24" wide Side Access Bookcase and Display towers: Include (2) locks

#### Critical Dimensions

Dimensions under, **w**, **d** and **h** are actual to the nearest 1/16"

42", 50", 57" and 64" Tower Internal Dimensions

- Box and M drawer height: 4<sup>5</sup>/<sub>16</sub>"
- Box and M drawer width: 12<sup>1</sup>/<sub>16</sub>"
- Box and M drawer depth: 18<sup>3</sup>/<sub>8</sub>"
- File drawer height: 9<sup>1</sup>/<sub>4</sub>"
- File drawer width: 12<sup>1</sup>/<sub>16</sub>"
- File drawer depth: 18<sup>3</sup>/<sub>8</sub>"
- Wide drawer height: 9<sup>9</sup>/<sub>16</sub>"
- Wide drawer width: 20<sup>3</sup>/<sub>4</sub>"
- Wide drawer depth: 22<sup>7</sup>/<sub>8</sub>"

**Note:** All towers are configured from the top down with standard combinations of box and file drawers.

Pull finish is aluminum:

- AA - Aluminum
- AB - Black
- AN - Nickel

# Storage Towers Veneer Front - Template Pull

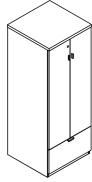
## 24" Wide Storage Towers

### 64" High

Series 2 Storage

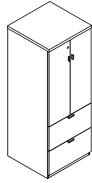
description	type	w	d	h	lock	pattern no.	V1	V2
-------------	------	---	---	---	------	-------------	----	----

64" High Double Door tower with one wide drawer



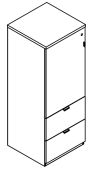
24" and 30" wide double door cabinets may be ordered with a grommet option located in the back of the case by adding a "G" between the 4th and 5th character of the pattern number, example (BT3DG6424WLV). Add \$100 for this option. **Note**, by adding a "G" option, the cabinet will also receive AV hinged doors.

64" High Double Door tower with two wide drawers



24" and 30" wide double door cabinets may be ordered with a grommet option located in the back of the case by adding a "G" between the 4th and 5th character of the pattern number, example (BT3DG6424WLV). Add \$100 for this option. **Note**, by adding a "G" option, the cabinet will also receive AV hinged doors.

64" High Single Door tower with two wide drawers (left hand shown)



left hand	23 7/8"	23 1/2"	63 5/16"	Y	<b>BT3SLH6424WWLV</b>	3,317.	3,649.
right hand	23 7/8"	23 1/2"	63 5/16"	Y	<b>BT3SRH6424WWLV</b>	3,317.	3,649.

#### Order Code

Example:	<b>BT3SLH5724FFL-VC 113</b>
<b>BT3</b>	Series 2 Veneer Front
<b>S</b>	Single Door
<b>LH</b>	Left Hand Access
<b>57</b>	57" High
<b>24</b>	24" Wide
<b>F</b>	File Drawer
<b>F</b>	File Drawer
<b>L</b>	Locking
<b>VC</b>	Front Finish Medium Cherry
<b>113</b>	Case Finish Dark Grey

#### Specification Information

For non-locking towers, deduct \$60 from the list price for single and double door units or \$75 for units with wardrobe. Substitute the "L" suffix with a "N" within the pattern number to designate a non-locking unit, example (RT3SLH6424BBFN)

"M" drawers consisting of a box drawer body with a file drawer head are available by substituting any two "B" or any one "F" character within the pattern number, example (RT3SLH6424MFN). Multiple "M" drawers may be specified providing they equal the total modules available.

A 6" drawer, behind a cupboard door is available by adding the numeral 1 to the end of the pattern number, example (RT3SLH6424BBFL1)

**Note:** 6" drawer behind doors are not available within the wardrobe portion of towers. Drawers behind doors can be specified with fronts painted in one of 6 accent colors. If an accent color is not selected the fronts will be painted black. Accent colors include, (MEY) Memo Yellow, (MRG) Marine Grey, (SFG) Seafoam Green, (REG) Robbins Egg Blue, (SSP) Sunset Pink and (KRD) Knoll Red.

**Note: Drawer behind doors list pricing is as follows: 1=\$250**

#### Application Notes

**Note:** Within CAP, choose from five front accent colors for 6" drawer behind doors only. Drawer fronts are black unless specified otherwise.

Hanging rails and other accessories are not included and must be ordered separately. Hanging rails are included with 24" and 30" wide lateral drawers only. (See *Tower Accessories for pricing and order entry information*)

Half depth adjustable shelves and coat hooks may be ordered separately allowing the cupboard area of the 15", 24" and 30" wide towers to support binders as well as shorter coats. (See *Tower Accessories for pricing and order entry information*)

**Note: Veneer front towers are comprised of a steel case with wood veneer fronts and top.**

Single door towers: Include (2) locks. Double door towers: Include (2) locks. Wardrobe towers: Include (3) locks. 15" wide Side Access Bookcase and Display towers: Include (1) lock. 24" wide Side Access Bookcase and Display towers: Include (2) locks

#### Critical Dimensions

Dimensions under, **w**, **d** and **h** are actual to the nearest 1/16"

42", 50", 57" and 64" Tower Internal Dimensions

- Box and M drawer height: 4 5/16"
- Box and M drawer width: 12 1/16"
- Box and M drawer depth: 18 3/8"
- File drawer height: 9 1/4"
- File drawer width: 12 1/16"
- File drawer depth: 18 3/8"
- Wide drawer height: 9 9/16"
- Wide drawer width: 20 3/4"
- Wide drawer depth: 22 7/8"

**Note:** All towers are configured from the top down with standard combinations of box and file drawers.

Pull finish is aluminum:

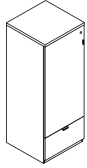
- AA - Aluminum
- AB - Black
- AN - Nickel

# Storage Towers Veneer Front - Template Pull

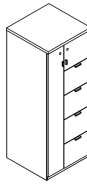
## 24" Wide Storage Towers

### 64" High

description	type	w	d	h	lock	pattern no.	V1	V2
64" High Single Door tower with wide drawer (left hand shown)	left hand	23 7/8"	23 1/2"	63 5/16"	Y	<b>BT3SLH6424WLV</b>	\$2,797.	\$3,079.
	right hand	23 7/8"	23 1/2"	63 5/16"	Y	<b>BT3SRH6424WLV</b>	2,797.	3,079.



64" High tower with four file drawers and door and wardrobe (left hand shown)	left hand	23 7/8"	23 1/2"	63 5/16"	Y	<b>BT3WSLH6424FFFLV</b>	4,447.	4,890.
	right hand	23 7/8"	23 1/2"	63 5/16"	Y	<b>BT3WSRH6424FFFLV</b>	4,447.	4,890.



#### Order Code

Example: **BT3SLH5724FFL-VC113**

<b>BT3</b>	Series 2 Veneer Front
<b>S</b>	Single Door
<b>LH</b>	Left Hand Access
<b>57</b>	57" High
<b>24</b>	24" Wide
<b>F</b>	File Drawer
<b>F</b>	File Drawer
<b>L</b>	Locking
<b>VC</b>	Front Finish Medium Cherry
<b>113</b>	Case Finish Dark Grey

#### Specification Information

For non-locking towers, deduct \$60 from the list price for single and double door units or \$75 for units with wardrobe. Substitute the "L" suffix with a "N" within the pattern number to designate a non-locking unit, example (RT3SLH6424BBFN)

"M" drawers consisting of a box drawer body with a file drawer head are available by substituting any two "B" or any one "F" character within the pattern number, example (RT3SLH6424MFN). Multiple "M" drawers may be specified providing they equal the total modules available.

A 6" drawer, behind a cupboard door is available by adding the numeral 1 to the end of the pattern number, example (RT3SLH6424BBFL1)

**Note:** 6" drawer behind doors are not available within the wardrobe portion of towers. Drawers behind doors can be specified with fronts painted in one of 6 accent colors. If an accent color is not selected the fronts will be painted black. Accent colors include, (MEY) Memo Yellow, (MRG) Marine Grey, (SFG) Seafoam Green, (REG) Robbins Egg Blue, (SSP) Sunset Pink and (KRD) Knoll Red.

**Note: Drawer behind doors list pricing is as follows: 1=\$250**

#### Application Notes

**Note:** Within CAP, choose from five front accent colors for 6" drawer behind doors only. Drawer fronts are black unless specified otherwise.

Hanging rails and other accessories are not included and must be ordered separately. Hanging rails are included with 24" and 30" wide lateral drawers only. (See *Tower Accessories for pricing and order entry information*)

Half depth adjustable shelves and coat hooks may be ordered separately allowing the cupboard area of the 15", 24" and 30" wide towers to support binders as well as shorter coats. (See *Tower Accessories for pricing and order entry information*)

**Note: Veneer front towers are comprised of a steel case with wood veneer fronts and top.**

Single door towers: Include (2) locks. Double door towers: Include (2) locks. Wardrobe towers: Include (3) locks. 15" wide Side Access Bookcase and Display towers: Include (1) lock. 24" wide Side Access Bookcase and Display towers: Include (2) locks

#### Critical Dimensions

Dimensions under, **w**, **d** and **h** are actual to the nearest 1/16"

42", 50", 57" and 64" Tower Internal Dimensions

- Box and M drawer height: 4 5/16"
- Box and M drawer width: 12 1/16"
- Box and M drawer depth: 18 3/8"
- File drawer height: 9 1/4"
- File drawer width: 12 1/16"
- File drawer depth: 18 3/8"
- Wide drawer height: 9 9/16"
- Wide drawer width: 20 3/4"
- Wide drawer depth: 22 7/8"

**Note:** All towers are configured from the top down with standard combinations of box and file drawers.

Pull finish is aluminum:

- AA - Aluminum
- AB - Black
- AN - Nickel

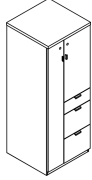
# Storage Towers Veneer Front - Template Pull

## 24" Wide Storage Towers

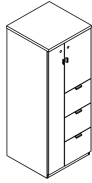
### 64" High

Series 2 Storage

description	type	w	d	h	lock	pattern no.	V1	V2
64" High tower with one box and two file drawers and door and wardrobe (left hand shown)	left hand	23 <sup>7</sup> / <sub>8</sub> "	23 <sup>1</sup> / <sub>2</sub> "	63 <sup>5</sup> / <sub>16</sub> "	Y	<b>BT3WSLH6424BFFLV</b>	\$4,063.	\$4,467.
	right hand	23 <sup>7</sup> / <sub>8</sub> "	23 <sup>1</sup> / <sub>2</sub> "	63 <sup>5</sup> / <sub>16</sub> "	Y	<b>BT3WSRH6424BFFLV</b>	4,063.	4,467.



64" High tower with three file drawers and door and wardrobe (left hand shown)	left hand	23 <sup>7</sup> / <sub>8</sub> "	23 <sup>1</sup> / <sub>2</sub> "	63 <sup>5</sup> / <sub>16</sub> "	Y	<b>BT3WSLH6424FFFLV</b>	4,039.	4,442.
	right hand	23 <sup>7</sup> / <sub>8</sub> "	23 <sup>1</sup> / <sub>2</sub> "	63 <sup>5</sup> / <sub>16</sub> "	Y	<b>BT3WSRH6424FFFLV</b>	4,039.	4,442.



#### Order Code

Example: **BT3SLH5724FFL-VC 113**

<b>BT3</b>	Series 2 Veneer Front
<b>S</b>	Single Door
<b>LH</b>	Left Hand Access
<b>57</b>	57" High
<b>24</b>	24" Wide
<b>F</b>	File Drawer
<b>F</b>	File Drawer
<b>L</b>	Locking
<b>VC</b>	Front Finish Medium Cherry
<b>113</b>	Case Finish Dark Grey

#### Specification Information

For non-locking towers, deduct \$60 from the list price for single and double door units or \$75 for units with wardrobe. Substitute the "L" suffix with a "N" within the pattern number to designate a non-locking unit, example (RT3SLH6424BBFN)

"M" drawers consisting of a box drawer body with a file drawer head are available by substituting any two "B" or any one "F" character within the pattern number, example (RT3SLH6424MFN). Multiple "M" drawers may be specified providing they equal the total modules available.

A 6" drawer, behind a cupboard door is available by adding the numeral 1 to the end of the pattern number, example (RT3SLH6424BBFL1)

**Note:** 6" drawer behind doors are not available within the wardrobe portion of towers. Drawers behind doors can be specified with fronts painted in one of 6 accent colors. If an accent color is not selected the fronts will be painted black. Accent colors include, (MEY) Memo Yellow, (MRG) Marine Grey, (SFG) Seafoam Green, (REG) Robbins Egg Blue, (SSP) Sunset Pink and (KRD) Knoll Red.

**Note: Drawer behind doors list pricing is as follows: 1=\$250**

#### Application Notes

**Note:** Within CAP, choose from five front accent colors for 6" drawer behind doors only. Drawer fronts are black unless specified otherwise.

Hanging rails and other accessories are not included and must be ordered separately. Hanging rails are included with 24" and 30" wide lateral drawers only. (See *Tower Accessories for pricing and order entry information*)

Half depth adjustable shelves and coat hooks may be ordered separately allowing the cupboard area of the 15", 24" and 30" wide towers to support binders as well as shorter coats. (See *Tower Accessories for pricing and order entry information*)

**Note: Veneer front towers are comprised of a steel case with wood veneer fronts and top.**

Single door towers: Include (2) locks. Double door towers: Include (2) locks. Wardrobe towers: Include (3) locks. 15" wide Side Access Bookcase and Display towers: Include (1) lock. 24" wide Side Access Bookcase and Display towers: Include (2) locks

#### Critical Dimensions

Dimensions under, **w**, **d** and **h** are actual to the nearest 1/16"

42", 50", 57" and 64" Tower Internal Dimensions

- Box and M drawer height: 4<sup>5</sup>/<sub>16</sub>"
- Box and M drawer width: 12<sup>1</sup>/<sub>16</sub>"
- Box and M drawer depth: 18<sup>3</sup>/<sub>8</sub>"
- File drawer height: 9<sup>1</sup>/<sub>4</sub>"
- File drawer width: 12<sup>1</sup>/<sub>16</sub>"
- File drawer depth: 18<sup>3</sup>/<sub>8</sub>"
- Wide drawer height: 9<sup>9</sup>/<sub>16</sub>"
- Wide drawer width: 20<sup>3</sup>/<sub>4</sub>"
- Wide drawer depth: 22<sup>7</sup>/<sub>8</sub>"

**Note:** All towers are configured from the top down with standard combinations of box and file drawers.

Pull finish is aluminum:

- AA - Aluminum
- AB - Black
- AN - Nickel

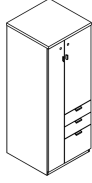
# Storage Towers Veneer Front - Template Pull

## 24" Wide Storage Towers

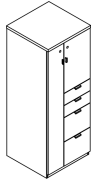
### 64" High

Series 2 Storage

description	type	w	d	h	lock	pattern no.	V1	V2
64" High tower with two box and one file drawer and door and wardrobe (left hand shown)	left hand	23 <sup>7</sup> / <sub>8</sub> "	23 <sup>1</sup> / <sub>2</sub> "	63 <sup>7</sup> / <sub>16</sub> "	Y	<b>BT3WSLH6424BBFLV</b>	\$3,968.	\$4,360.
	right hand	23 <sup>7</sup> / <sub>8</sub> "	23 <sup>1</sup> / <sub>2</sub> "	63 <sup>7</sup> / <sub>16</sub> "	Y	<b>BT3WSRH6424BBFLV</b>	3,968.	4,360.



64" High tower with two box and two file drawers and door and wardrobe (left hand shown)	left hand	23 <sup>7</sup> / <sub>8</sub> "	23 <sup>1</sup> / <sub>2</sub> "	63 <sup>7</sup> / <sub>16</sub> "	Y	<b>BT3WSLH6424BBFFLV</b>	4,387.	4,826.
	right hand	23 <sup>7</sup> / <sub>8</sub> "	23 <sup>1</sup> / <sub>2</sub> "	63 <sup>7</sup> / <sub>16</sub> "	Y	<b>BT3WSRH6424BBFFLV</b>	4,387.	4,826.



Series 2 Veneer Front Storage

#### Order Code

Example: **BT3SLH5724FFL-VC 113**

<b>BT3</b>	Series 2 Veneer Front
<b>S</b>	Single Door
<b>LH</b>	Left Hand Access
<b>57</b>	57" High
<b>24</b>	24" Wide
<b>F</b>	File Drawer
<b>F</b>	File Drawer
<b>L</b>	Locking
<b>VC</b>	Front Finish Medium Cherry
<b>113</b>	Case Finish Dark Grey

#### Specification Information

For non-locking towers, deduct \$60 from the list price for single and double door units or \$75 for units with wardrobe. Substitute the "L" suffix with a "N" within the pattern number to designate a non-locking unit, example (RT3SLH6424BBFN)

"M" drawers consisting of a box drawer body with a file drawer head are available by substituting any two "B" or any one "F" character within the pattern number, example (RT3SLH6424MFN). Multiple "M" drawers may be specified providing they equal the total modules available.

A 6" drawer, behind a cupboard door is available by adding the numeral 1 to the end of the pattern number, example (RT3SLH6424BBFL1)

**Note:** 6" drawer behind doors are not available within the wardrobe portion of towers. Drawers behind doors can be specified with fronts painted in one of 6 accent colors. If an accent color is not selected the fronts will be painted black. Accent colors include, (MEY) Memo Yellow, (MRG) Marine Grey, (SFG) Seafoam Green, (REG) Robbins Egg Blue, (SSP) Sunset Pink and (KRD) Knoll Red.

**Note: Drawer behind doors list pricing is as follows: 1=\$250**

#### Application Notes

**Note:** Within CAP, choose from five front accent colors for 6" drawer behind doors only. Drawer fronts are black unless specified otherwise.

Hanging rails and other accessories are not included and must be ordered separately. Hanging rails are included with 24" and 30" wide lateral drawers only. (See *Tower Accessories for pricing and order entry information*)

Half depth adjustable shelves and coat hooks may be ordered separately allowing the cupboard area of the 15", 24" and 30" wide towers to support binders as well as shorter coats. (See *Tower Accessories for pricing and order entry information*)

**Note: Veneer front towers are comprised of a steel case with wood veneer fronts and top.**

Single door towers: Include (2) locks. Double door towers: Include (2) locks. Wardrobe towers: Include (3) locks. 15" wide Side Access Bookcase and Display towers: Include (1) lock. 24" wide Side Access Bookcase and Display towers: Include (2) locks

#### Critical Dimensions

Dimensions under, **w**, **d** and **h** are actual to the nearest 1/16"

42", 50", 57" and 64" Tower Internal Dimensions

- Box and M drawer height: 4<sup>5</sup>/<sub>16</sub>"
- Box and M drawer width: 12<sup>1</sup>/<sub>16</sub>"
- Box and M drawer depth: 18<sup>3</sup>/<sub>8</sub>"
- File drawer height: 9<sup>1</sup>/<sub>4</sub>"
- File drawer width: 12<sup>1</sup>/<sub>16</sub>"
- File drawer depth: 18<sup>3</sup>/<sub>8</sub>"
- Wide drawer height: 9<sup>9</sup>/<sub>16</sub>"
- Wide drawer width: 20<sup>3</sup>/<sub>4</sub>"
- Wide drawer depth: 22<sup>7</sup>/<sub>8</sub>"

**Note:** All towers are configured from the top down with standard combinations of box and file drawers.

Pull finish is aluminum:

- AA - Aluminum
- AB - Black
- AN - Nickel

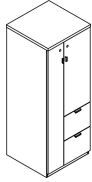
# Storage Towers Veneer Front - Template Pull

## 24" Wide Storage Towers

### 64" High

Series 2 Storage

description	type	w	d	h	lock	pattern no.	V1	V2
64" High tower with two file drawers and door and wardrobe (left hand shown)	left hand	23 <sup>7</sup> / <sub>8</sub> "	23 <sup>1</sup> / <sub>2</sub> "	63 <sup>3</sup> / <sub>16</sub> "	Y	<b>BT3WSLH6424FFLV</b>	\$3,402.	\$3,740.
	right hand	23 <sup>7</sup> / <sub>8</sub> "	23 <sup>1</sup> / <sub>2</sub> "	63 <sup>3</sup> / <sub>16</sub> "	Y	<b>BT3WSRH6424FFLV</b>	3,402.	3,740.



#### Order Code

Example: **BT3SLH5724FFLV-113**

<b>BT3</b>	Series 2 Veneer Front
<b>S</b>	Single Door
<b>LH</b>	Left Hand Access
<b>57</b>	57" High
<b>24</b>	24" Wide
<b>F</b>	File Drawer
<b>F</b>	File Drawer
<b>L</b>	Locking
<b>VC</b>	Front Finish Medium Cherry
<b>113</b>	Case Finish Dark Grey

#### Specification Information

For non-locking towers, deduct \$60 from the list price for single and double door units or \$75 for units with wardrobe. Substitute the "L" suffix with a "N" within the pattern number to designate a non-locking unit, example (RT3SLH6424BBFN)

"M" drawers consisting of a box drawer body with a file drawer head are available by substituting any two "B" or any one "F" character within the pattern number, example (RT3SLH6424MFN). Multiple "M" drawers may be specified providing they equal the total modules available.

A 6" drawer, behind a cupboard door is available by adding the numeral 1 to the end of the pattern number, example (RT3SLH6424BBFL1)

**Note:** 6" drawer behind doors are not available within the wardrobe portion of towers. Drawers behind doors can be specified with fronts painted in one of 6 accent colors. If an accent color is not selected the fronts will be painted black. Accent colors include, (MEY) Memo Yellow, (MRG) Marine Grey, (SFG) Seafoam Green, (REG) Robbins Egg Blue, (SSP) Sunset Pink and (KRD) Knoll Red.

**Note: Drawer behind doors list pricing is as follows: 1=\$250**

#### Application Notes

**Note:** Within CAP, choose from five front accent colors for 6" drawer behind doors only. Drawer fronts are black unless specified otherwise.

Hanging rails and other accessories are not included and must be ordered separately. Hanging rails are included with 24" and 30" wide lateral drawers only. (See *Tower Accessories for pricing and order entry information*)

Half depth adjustable shelves and coat hooks may be ordered separately allowing the cupboard area of the 15", 24" and 30" wide towers to support binders as well as shorter coats. (See *Tower Accessories for pricing and order entry information*)

**Note: Veneer front towers are comprised of a steel case with wood veneer fronts and top.**

Single door towers: Include (2) locks. Double door towers: Include (2) locks. Wardrobe towers: Include (3) locks. 15" wide Side Access Bookcase and Display towers: Include (1) lock. 24" wide Side Access Bookcase and Display towers: Include (2) locks

#### Critical Dimensions

Dimensions under, **w**, **d** and **h** are actual to the nearest 1/16"

42", 50", 57" and 64" Tower Internal Dimensions

- Box and M drawer height: 4<sup>5</sup>/<sub>16</sub>"
- Box and M drawer width: 12<sup>1</sup>/<sub>16</sub>"
- Box and M drawer depth: 18<sup>3</sup>/<sub>8</sub>"
- File drawer height: 9<sup>1</sup>/<sub>4</sub>"
- File drawer width: 12<sup>1</sup>/<sub>16</sub>"
- File drawer depth: 18<sup>3</sup>/<sub>8</sub>"
- Wide drawer height: 9<sup>9</sup>/<sub>16</sub>"
- Wide drawer width: 20<sup>3</sup>/<sub>4</sub>"
- Wide drawer depth: 22<sup>7</sup>/<sub>8</sub>"

**Note:** All towers are configured from the top down with standard combinations of box and file drawers.

Pull finish is aluminum:

- AA - Aluminum
- AB - Black
- AN - Nickel



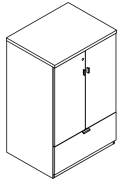
# Storage Towers Veneer Front - Template Pull

## 30" Wide Storage Towers

### 50" High

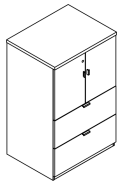
Series 2 Storage

description	type	w	d	h	lock	pattern no.	V1	V2
50" High Double Door tower with one wide drawer		29 <sup>7</sup> / <sub>8</sub> "	23 <sup>1</sup> / <sub>2</sub> "	48 <sup>3</sup> / <sub>16</sub> "	Y	<b>BT3D5030WLV</b>	\$3,877.	\$4,265.



24" and 30" wide double door cabinets may be ordered with a grommet option located in the back of the case by adding a "G" between the 4th and 5th character of the pattern number, example (BT3D**G**6424WLV). Add \$100 for this option. **Note**, by adding a "G" option, the cabinet will also receive AV hinged doors.

50" High Double Door tower with two wide drawers		29 <sup>7</sup> / <sub>8</sub> "	23 <sup>1</sup> / <sub>2</sub> "	48 <sup>3</sup> / <sub>16</sub> "	Y	<b>BT3D5030WWLV</b>	4,638.	5,102.
--	--	----------------------------------	----------------------------------	-----------------------------------	---	---------------------	--------	--------



24" and 30" wide double door cabinets may be ordered with a grommet option located in the back of the case by adding a "G" between the 4th and 5th character of the pattern number, example (BT3D**G**6424WLV). Add \$100 for this option. **Note**, by adding a "G" option, the cabinet will also receive AV hinged doors.

Series 2 Veneer Front Storage

#### Order Code

Example:	<b>BT3WSLH5730BBFL-VC 113</b>
<b>BT3</b>	Series 2 Veneer Front
<b>WS</b>	Wardrobe and Single Door
<b>LH</b>	Left Hand Access
<b>57</b>	57" High
<b>30</b>	30" Wide
<b>B</b>	Box Drawer
<b>B</b>	Box Drawer
<b>F</b>	File Drawer
<b>L</b>	Locking
<b>VC</b>	Front Finish Medium Grey
<b>113</b>	Case Finish Dark Grey

#### Specification Information

For non-locking towers, deduct \$60 from the list price for single and double door units or \$75 list for units with wardrobe. Substitute the "L" suffix with a "N" within the pattern number to designate a non-locking unit, example (RT3WSLH5030BBFN)

"M" drawers consisting of a box drawer body with a file drawer head are available by substituting any two "B" or any one "F" character within the pattern number, example (RT3WSLH5030MFN). Multiple "M" drawers may be specified providing they equal the total modules available.

A 6" drawer, behind a cupboard door is available by adding the numeral 1 to the end of the pattern number, example (RT3WSLH6430BBFL1)

Single door towers: Include (2) locks. Double door towers: Include (2) locks. Wardrobe towers: Include (3) locks. 15" wide Side Access Bookcase and Display towers: Include (1) lock. 24" wide Side Access Bookcase and Display towers: Include (2) locks

**Note:** 6" drawer behind doors are not available within the wardrobe portion of towers. Drawers behind doors can be specified with fronts painted in one of 6 accent colors. If an accent color is not selected the fronts will be painted black. Accent colors include, (MEY) Memo Yellow, (MRG) Marine Grey, (SFG) Seafoam Green, (REG) Robbins Egg Blue, (SSP) Sunset Pink and (KRD) Knoll Red.

**Note: Drawers behind doors list prices are as follows: 1=\$250**

#### Application Notes

Hanging rails and other accessories are not included and must be ordered separately. Hanging rails are included with 24" and 30" wide lateral drawers only. (See *Tower Accessories for pricing and order entry information*)

Half depth adjustable shelves and coat hooks may be ordered separately allowing the cupboard area of the 15", 24" and 30" wide towers to support binders as well as shorter coats. (See *Tower Accessories for pricing and order entry information*)

**Note: Veneer front towers are comprised of a steel case with wood veneer fronts and top.**

#### Critical Dimensions

Dimensions under, **w**, **d** and **h** are actual to the nearest <sup>1</sup>/<sub>16</sub>"

42", 50", 57" and 64" Tower Internal Dimensions

- Box and M drawer height: 4<sup>5</sup>/<sub>16</sub>"
- Box and M drawer width: 12<sup>1</sup>/<sub>16</sub>"
- Box and M drawer depth: 18<sup>3</sup>/<sub>8</sub>"
- File drawer height: 9<sup>1</sup>/<sub>4</sub>"
- File drawer width: 12<sup>1</sup>/<sub>16</sub>"
- File drawer depth: 18<sup>3</sup>/<sub>8</sub>"
- Wide drawer height: 9<sup>3</sup>/<sub>16</sub>"
- Wide drawer width: 20<sup>3</sup>/<sub>4</sub>"
- Wide drawer depth: 22<sup>7</sup>/<sub>8</sub>"

**Note:** All towers are configured from the top down with standard combinations of box and file drawers.

Pull finish is aluminum:

- AA - Aluminum
- AB - Black
- AN - Nickel

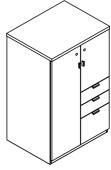
# Storage Towers Veneer Front - Template Pull

## 30" Wide Storage Towers

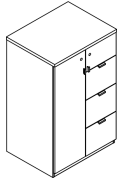
### 50" High

Series 2 Storage

description	type	w	d	h	lock	pattern no.	V1	V2
50" High tower with two box and one file drawer and door and wardrobe (left hand shown)	left hand	29 <sup>7</sup> / <sub>8</sub> "	23 <sup>1</sup> / <sub>2</sub> "	48 <sup>3</sup> / <sub>16</sub> "	Y	<b>BT3WSLH5030BBFLV</b>	\$3,852.	\$4,238.
	right hand	29 <sup>7</sup> / <sub>8</sub> "	23 <sup>1</sup> / <sub>2</sub> "	48 <sup>3</sup> / <sub>16</sub> "	Y	<b>BT3WSRH5030BBFLV</b>	3,852.	4,238.



50" High tower with three file drawers and door and wardrobe (left hand shown)	left hand	29 <sup>7</sup> / <sub>8</sub> "	23 <sup>1</sup> / <sub>2</sub> "	48 <sup>3</sup> / <sub>16</sub> "	Y	<b>BT3WSLH5030FFFLV</b>	3,923.	4,315.
	right hand	29 <sup>7</sup> / <sub>8</sub> "	23 <sup>1</sup> / <sub>2</sub> "	48 <sup>3</sup> / <sub>16</sub> "	Y	<b>BT3WSRH5030FFFLV</b>	3,923.	4,315.



#### Order Code

Example: **BT3WSLH5730BBFL-VC 113**

<b>BT3</b>	Series 2 Veneer Front
<b>WS</b>	Wardrobe and Single Door
<b>LH</b>	Left Hand Access
<b>57</b>	57" High
<b>30</b>	30" Wide
<b>B</b>	Box Drawer
<b>B</b>	Box Drawer
<b>F</b>	File Drawer
<b>L</b>	Locking
<b>VC</b>	Front Finish Medium Grey
<b>113</b>	Case Finish Dark Grey

#### Specification Information

For non-locking towers, deduct \$60 from the list price for single and double door units or \$75 list for units with wardrobe. Substitute the "L" suffix with a "N" within the pattern number to designate a non-locking unit, example (RT3WSLH5030BBFN)

"M" drawers consisting of a box drawer body with a file drawer head are available by substituting any two "B" or any one "F" character within the pattern number, example (RT3WSLH5030MFN). Multiple "M" drawers may be specified providing they equal the total modules available.

A 6" drawer, behind a cupboard door is available by adding the numeral 1 to the end of the pattern number, example (RT3WSLH6430BBFL1)

Single door towers: Include (2) locks. Double door towers: Include (2) locks. Wardrobe towers: Include (3) locks. 15" wide Side Access Bookcase and Display towers: Include (1) lock. 24" wide Side Access Bookcase and Display towers: Include (2) locks

**Note:** 6" drawer behind doors are not available within the wardrobe portion of towers. Drawers behind doors can be specified with fronts painted in one of 6 accent colors. If an accent color is not selected the fronts will be painted black. Accent colors include, (MEY) Memo Yellow, (MRG) Marine Grey, (SFG) Seafoam Green, (REG) Robbins Egg Blue, (SSP) Sunset Pink and (KRD) Knoll Red.

**Note: Drawers behind doors list prices are as follows: 1=\$250**

#### Application Notes

Hanging rails and other accessories are not included and must be ordered separately. Hanging rails are included with 24" and 30" wide lateral drawers only. (See *Tower Accessories for pricing and order entry information*)

Half depth adjustable shelves and coat hooks may be ordered separately allowing the cupboard area of the 15", 24" and 30" wide towers to support binders as well as shorter coats. (See *Tower Accessories for pricing and order entry information*)

**Note: Veneer front towers are comprised of a steel case with wood veneer fronts and top.**

#### Critical Dimensions

Dimensions under, **w**, **d** and **h** are actual to the nearest <sup>1</sup>/<sub>16</sub>"

42", 50", 57" and 64" Tower Internal Dimensions

- Box and M drawer height: 4<sup>5</sup>/<sub>16</sub>"
- Box and M drawer width: 12<sup>1</sup>/<sub>16</sub>"
- Box and M drawer depth: 18<sup>3</sup>/<sub>8</sub>"
- File drawer height: 9<sup>1</sup>/<sub>4</sub>"
- File drawer width: 12<sup>1</sup>/<sub>16</sub>"
- File drawer depth: 18<sup>3</sup>/<sub>8</sub>"
- Wide drawer height: 9<sup>3</sup>/<sub>16</sub>"
- Wide drawer width: 20<sup>3</sup>/<sub>4</sub>"
- Wide drawer depth: 22<sup>7</sup>/<sub>8</sub>"

**Note:** All towers are configured from the top down with standard combinations of box and file drawers.

Pull finish is aluminum:

- AA - Aluminum
- AB - Black
- AN - Nickel

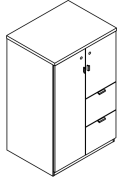
# Storage Towers Veneer Front - Template Pull

## 30" Wide Storage Towers

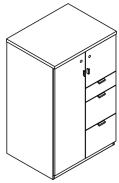
### 50" High

Series 2 Storage

description	type	w	d	h	lock	pattern no.	V1	V2
50" High tower with two file drawers and door and wardrobe (left hand shown)	left hand	29 <sup>7</sup> / <sub>8</sub> "	23 <sup>1</sup> / <sub>2</sub> "	48 <sup>5</sup> / <sub>16</sub> "	Y	<b>BT3WSLH5030FFLV</b>	\$3,566.	\$3,921.
	right hand	29 <sup>7</sup> / <sub>8</sub> "	23 <sup>1</sup> / <sub>2</sub> "	48 <sup>5</sup> / <sub>16</sub> "	Y	<b>BT3WSRH5030FFLV</b>	3,566.	3,921.



50" High tower with one box and two file drawers and door and wardrobe (left hand shown)	left hand	29 <sup>7</sup> / <sub>8</sub> "	23 <sup>1</sup> / <sub>2</sub> "	48 <sup>5</sup> / <sub>16</sub> "	Y	<b>BT3WSLH5030BFFLV</b>	3,891.	4,279.
	right hand	29 <sup>7</sup> / <sub>8</sub> "	23 <sup>1</sup> / <sub>2</sub> "	48 <sup>5</sup> / <sub>16</sub> "	Y	<b>BT3WSRH5030BFFLV</b>	3,891.	4,279.



Series 2 Veneer Front Storage

#### Order Code

Example: **BT3WSLH5730BBFL-VC 113**

<b>BT3</b>	Series 2 Veneer Front
<b>WS</b>	Wardrobe and Single Door
<b>LH</b>	Left Hand Access
<b>57</b>	57" High
<b>30</b>	30" Wide
<b>B</b>	Box Drawer
<b>B</b>	Box Drawer
<b>F</b>	File Drawer
<b>L</b>	Locking
<b>VC</b>	Front Finish Medium Grey
<b>113</b>	Case Finish Dark Grey

#### Specification Information

For non-locking towers, deduct \$60 from the list price for single and double door units or \$75 list for units with wardrobe. Substitute the "L" suffix with a "N" within the pattern number to designate a non-locking unit, example (RT3WSLH5030BBFN)

"M" drawers consisting of a box drawer body with a file drawer head are available by substituting any two "B" or any one "F" character within the pattern number, example (RT3WSLH5030MFN). Multiple "M" drawers may be specified providing they equal the total modules available.

A 6" drawer, behind a cupboard door is available by adding the numeral 1 to the end of the pattern number, example (RT3WSLH6430BBFL1)

Single door towers: Include (2) locks. Double door towers: Include (2) locks. Wardrobe towers: Include (3) locks. 15" wide Side Access Bookcase and Display towers: Include (1) lock. 24" wide Side Access Bookcase and Display towers: Include (2) locks

**Note:** 6" drawer behind doors are not available within the wardrobe portion of towers. Drawers behind doors can be specified with fronts painted in one of 6 accent colors. If an accent color is not selected the fronts will be painted black. Accent colors include, (MEY) Memo Yellow, (MRG) Marine Grey, (SFG) Seafoam Green, (REG) Robbins Egg Blue, (SSP) Sunset Pink and (KRD) Knoll Red.

**Note: Drawers behind doors list prices are as follows: 1=\$250**

#### Application Notes

Hanging rails and other accessories are not included and must be ordered separately. Hanging rails are included with 24" and 30" wide lateral drawers only. (See *Tower Accessories for pricing and order entry information*)

Half depth adjustable shelves and coat hooks may be ordered separately allowing the cupboard area of the 15", 24" and 30" wide towers to support binders as well as shorter coats. (See *Tower Accessories for pricing and order entry information*)

**Note: Veneer front towers are comprised of a steel case with wood veneer fronts and top.**

#### Critical Dimensions

Dimensions under, **w**, **d** and **h** are actual to the nearest <sup>1</sup>/<sub>16</sub>"

42", 50", 57" and 64" Tower Internal Dimensions

- Box and M drawer height: 4<sup>5</sup>/<sub>16</sub>"
- Box and M drawer width: 12<sup>1</sup>/<sub>16</sub>"
- Box and M drawer depth: 18<sup>3</sup>/<sub>8</sub>"
- File drawer height: 9<sup>1</sup>/<sub>4</sub>"
- File drawer width: 12<sup>1</sup>/<sub>16</sub>"
- File drawer depth: 18<sup>3</sup>/<sub>8</sub>"
- Wide drawer height: 9<sup>3</sup>/<sub>16</sub>"
- Wide drawer width: 20<sup>3</sup>/<sub>4</sub>"
- Wide drawer depth: 22<sup>7</sup>/<sub>8</sub>"

**Note:** All towers are configured from the top down with standard combinations of box and file drawers.

Pull finish is aluminum:

- AA - Aluminum
- AB - Black
- AN - Nickel

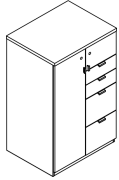
# Storage Towers Veneer Front - Template Pull

## 30" Wide Storage Towers

### 50" High

Series 2 Storage

description	type	w	d	h	lock	pattern no.	V1	V2
50" High tower with two box and two file drawers and door and wardrobe (left hand shown)	left hand	29 <sup>7</sup> / <sub>8</sub> "	23 <sup>1</sup> / <sub>2</sub> "	48 <sup>3</sup> / <sub>16</sub> "	Y	<b>BT3WSLH5030BBFFLV</b>	\$4,269.	\$4,697.
	right hand	29 <sup>7</sup> / <sub>8</sub> "	23 <sup>1</sup> / <sub>2</sub> "	48 <sup>3</sup> / <sub>16</sub> "	Y	<b>BT3WSRH5030BBFFLV</b>	4,269.	4,697.



#### Order Code

Example: **BT3WSLH5730BBFL-VC 113**

<b>BT3</b>	Series 2 Veneer Front
<b>WS</b>	Wardrobe and Single Door
<b>LH</b>	Left Hand Access
<b>57</b>	57" High
<b>30</b>	30" Wide
<b>B</b>	Box Drawer
<b>B</b>	Box Drawer
<b>F</b>	File Drawer
<b>L</b>	Locking
<b>VC</b>	Front Finish Medium Grey
<b>113</b>	Case Finish Dark Grey

#### Specification Information

For non-locking towers, deduct \$60 from the list price for single and double door units or \$75 list for units with wardrobe. Substitute the "L" suffix with a "N" within the pattern number to designate a non-locking unit, example (RT3WSLH5030BBFN)

"M" drawers consisting of a box drawer body with a file drawer head are available by substituting any two "B" or any one "F" character within the pattern number, example (RT3WSLH5030MFN). Multiple "M" drawers may be specified providing they equal the total modules available.

A 6" drawer, behind a cupboard door is available by adding the numeral 1 to the end of the pattern number, example (RT3WSLH6430BBFL1)

Single door towers: Include (2) locks. Double door towers: Include (2) locks. Wardrobe towers: Include (3) locks. 15" wide Side Access Bookcase and Display towers: Include (1) lock. 24" wide Side Access Bookcase and Display towers: Include (2) locks

**Note:** 6" drawer behind doors are not available within the wardrobe portion of towers. Drawers behind doors can be specified with fronts painted in one of 6 accent colors. If an accent color is not selected the fronts will be painted black. Accent colors include, (MEY) Memo Yellow, (MRG) Marine Grey, (SFG) Seafoam Green, (REG) Robbins Egg Blue, (SSP) Sunset Pink and (KRD) Knoll Red.

**Note: Drawers behind doors list prices are as follows: 1=\$250**

#### Application Notes

Hanging rails and other accessories are not included and must be ordered separately. Hanging rails are included with 24" and 30" wide lateral drawers only. (See *Tower Accessories for pricing and order entry information*)

Half depth adjustable shelves and coat hooks may be ordered separately allowing the cupboard area of the 15", 24" and 30" wide towers to support binders as well as shorter coats. (See *Tower Accessories for pricing and order entry information*)

**Note: Veneer front towers are comprised of a steel case with wood veneer fronts and top.**

#### Critical Dimensions

Dimensions under, **w**, **d** and **h** are actual to the nearest <sup>1</sup>/<sub>16</sub>"

42", 50", 57" and 64" Tower Internal Dimensions

- Box and M drawer height: 4<sup>5</sup>/<sub>16</sub>"
- Box and M drawer width: 12<sup>1</sup>/<sub>16</sub>"
- Box and M drawer depth: 18<sup>3</sup>/<sub>8</sub>"
- File drawer height: 9<sup>1</sup>/<sub>4</sub>"
- File drawer width: 12<sup>1</sup>/<sub>16</sub>"
- File drawer depth: 18<sup>3</sup>/<sub>8</sub>"
- Wide drawer height: 9<sup>9</sup>/<sub>16</sub>"
- Wide drawer width: 20<sup>3</sup>/<sub>4</sub>"
- Wide drawer depth: 22<sup>7</sup>/<sub>8</sub>"

**Note:** All towers are configured from the top down with standard combinations of box and file drawers.

Pull finish is aluminum:

- AA - Aluminum
- AB - Black
- AN - Nickel

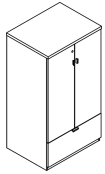
# Storage Towers Veneer Front - Template Pull

## 30" Wide Storage Towers

### 57" High

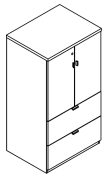
Series 2 Storage

description	type	w	d	h	lock	pattern no.	V1	V2
57" High Double Door tower with one wide drawer		29 <sup>7</sup> / <sub>8</sub> "	23 <sup>1</sup> / <sub>2</sub> "	56 <sup>3</sup> / <sub>16</sub> "	Y	<b>BT3D5730WLV</b>	\$3,978.	\$4,376.



24" and 30" wide double door cabinets may be ordered with a grommet option located in the back of the case by adding a "G" between the 4th and 5th character of the pattern number, example (BT3D**G**6424WLV). Add \$100 for this option. **Note**, by adding a "G" option, the cabinet will also receive AV hinged doors.

57" High Double Door tower with two wide drawers		29 <sup>7</sup> / <sub>8</sub> "	23 <sup>1</sup> / <sub>2</sub> "	56 <sup>3</sup> / <sub>16</sub> "	Y	<b>BT3D5730WWLV</b>	4,840.	5,324.
--	--	----------------------------------	----------------------------------	-----------------------------------	---	---------------------	--------	--------



24" and 30" wide double door cabinets may be ordered with a grommet option located in the back of the case by adding a "G" between the 4th and 5th character of the pattern number, example (BT3D**G**6424WLV). Add \$100 for this option. **Note**, by adding a "G" option, the cabinet will also receive AV hinged doors.

Series 2 Veneer Front Storage

#### Order Code

Example:	<b>BT3WSLH5730BBFL-VC 113</b>
<b>BT3</b>	Series 2 Veneer Front
<b>WS</b>	Wardrobe and Single Door
<b>LH</b>	Left Hand Access
<b>57</b>	57" High
<b>30</b>	30" Wide
<b>B</b>	Box Drawer
<b>B</b>	Box Drawer
<b>F</b>	File Drawer
<b>L</b>	Locking
<b>VC</b>	Front Finish Medium Grey
<b>113</b>	Case Finish Dark Grey

#### Specification Information

For non-locking towers, deduct \$60 from the list price for single and double door units or \$75 list for units with wardrobe. Substitute the "L" suffix with a "N" within the pattern number to designate a non-locking unit, example (RT3WSLH5030BBFN)

"M" drawers consisting of a box drawer body with a file drawer head are available by substituting any two "B" or any one "F" character within the pattern number, example (RT3WSLH5030MFN). Multiple "M" drawers may be specified providing they equal the total modules available.

A 6" drawer, behind a cupboard door is available by adding the numeral 1 to the end of the pattern number, example (RT3WSLH6430BBFL1)

Single door towers: Include (2) locks. Double door towers: Include (2) locks. Wardrobe towers: Include (3) locks. 15" wide Side Access Bookcase and Display towers: Include (1) lock. 24" wide Side Access Bookcase and Display towers: Include (2) locks

**Note:** 6" drawer behind doors are not available within the wardrobe portion of towers. Drawers behind doors can be specified with fronts painted in one of 6 accent colors. If an accent color is not selected the fronts will be painted black. Accent colors include, (MEY) Memo Yellow, (MRG) Marine Grey, (SFG) Seafoam Green, (REG) Robbins Egg Blue, (SSP) Sunset Pink and (KRD) Knoll Red.

**Note: Drawers behind doors list prices are as follows: 1=\$250**

#### Application Notes

Hanging rails and other accessories are not included and must be ordered separately. Hanging rails are included with 24" and 30" wide lateral drawers only. (See *Tower Accessories for pricing and order entry information*)

Half depth adjustable shelves and coat hooks may be ordered separately allowing the cupboard area of the 15", 24" and 30" wide towers to support binders as well as shorter coats. (See *Tower Accessories for pricing and order entry information*)

**Note: Veneer front towers are comprised of a steel case with wood veneer fronts and top.**

#### Critical Dimensions

Dimensions under, **w**, **d** and **h** are actual to the nearest <sup>1</sup>/<sub>16</sub>"

42", 50", 57" and 64" Tower Internal Dimensions

- Box and M drawer height: 4<sup>5</sup>/<sub>16</sub>"
- Box and M drawer width: 12<sup>1</sup>/<sub>16</sub>"
- Box and M drawer depth: 18<sup>3</sup>/<sub>8</sub>"
- File drawer height: 9<sup>1</sup>/<sub>4</sub>"
- File drawer width: 12<sup>1</sup>/<sub>16</sub>"
- File drawer depth: 18<sup>3</sup>/<sub>8</sub>"
- Wide drawer height: 9<sup>3</sup>/<sub>16</sub>"
- Wide drawer width: 20<sup>3</sup>/<sub>4</sub>"
- Wide drawer depth: 22<sup>7</sup>/<sub>8</sub>"

**Note:** All towers are configured from the top down with standard combinations of box and file drawers.

Pull finish is aluminum:

- AA - Aluminum
- AB - Black
- AN - Nickel

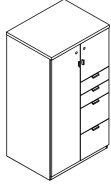
# Storage Towers Veneer Front - Template Pull

## 30" Wide Storage Towers

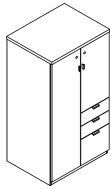
### 57" High

Series 2 Storage

description	type	w	d	h	lock	pattern no.	V1	V2
57" High tower with two box and two file drawers and door and wardrobe (left hand shown)	left hand	29 <sup>7</sup> / <sub>8</sub> "	23 <sup>1</sup> / <sub>2</sub> "	56 <sup>3</sup> / <sub>16</sub> "	Y	<b>BT3WSLH5730BBFLV</b>	\$4,381.	\$4,819.
	right hand	29 <sup>7</sup> / <sub>8</sub> "	23 <sup>1</sup> / <sub>2</sub> "	56 <sup>3</sup> / <sub>16</sub> "	Y	<b>BT3WSRH5730BBFLV</b>	4,381.	4,819.



57" High tower with two box and one file drawer and door and wardrobe (left hand shown)	left hand	29 <sup>7</sup> / <sub>8</sub> "	23 <sup>1</sup> / <sub>2</sub> "	56 <sup>3</sup> / <sub>16</sub> "	Y	<b>BT3WSLH5730BBFLV</b>	4,035.	4,436.
	right hand	29 <sup>7</sup> / <sub>8</sub> "	23 <sup>1</sup> / <sub>2</sub> "	56 <sup>3</sup> / <sub>16</sub> "	Y	<b>BT3WSRH5730BBFLV</b>	4,035.	4,436.



#### Order Code

Example: **BT3WSLH5730BBFL-VC 113**

<b>BT3</b>	Series 2 Veneer Front
<b>WS</b>	Wardrobe and Single Door
<b>LH</b>	Left Hand Access
<b>57</b>	57" High
<b>30</b>	30" Wide
<b>B</b>	Box Drawer
<b>B</b>	Box Drawer
<b>F</b>	File Drawer
<b>L</b>	Locking
<b>VC</b>	Front Finish Medium Grey
<b>113</b>	Case Finish Dark Grey

#### Specification Information

For non-locking towers, deduct \$60 from the list price for single and double door units or \$75 list for units with wardrobe. Substitute the "L" suffix with a "N" within the pattern number to designate a non-locking unit, example (RT3WSLH5030BBFN)

"M" drawers consisting of a box drawer body with a file drawer head are available by substituting any two "B" or any one "F" character within the pattern number, example (RT3WSLH5030MFN). Multiple "M" drawers may be specified providing they equal the total modules available.

A 6" drawer, behind a cupboard door is available by adding the numeral 1 to the end of the pattern number, example (RT3WSLH6430BBFL1)

Single door towers: Include (2) locks. Double door towers: Include (2) locks. Wardrobe towers: Include (3) locks. 15" wide Side Access Bookcase and Display towers: Include (1) lock. 24" wide Side Access Bookcase and Display towers: Include (2) locks

**Note:** 6" drawer behind doors are not available within the wardrobe portion of towers. Drawers behind doors can be specified with fronts painted in one of 6 accent colors. If an accent color is not selected the fronts will be painted black. Accent colors include, (MEY) Memo Yellow, (MRG) Marine Grey, (SFG) Seafoam Green, (REG) Robbins Egg Blue, (SSP) Sunset Pink and (KRD) Knoll Red.

**Note: Drawers behind doors list prices are as follows: 1=\$250**

#### Application Notes

Hanging rails and other accessories are not included and must be ordered separately. Hanging rails are included with 24" and 30" wide lateral drawers only. (See *Tower Accessories for pricing and order entry information*)

Half depth adjustable shelves and coat hooks may be ordered separately allowing the cupboard area of the 15", 24" and 30" wide towers to support binders as well as shorter coats. (See *Tower Accessories for pricing and order entry information*)

**Note: Veneer front towers are comprised of a steel case with wood veneer fronts and top.**

#### Critical Dimensions

Dimensions under, **w**, **d** and **h** are actual to the nearest <sup>1</sup>/<sub>16</sub>"

42", 50", 57" and 64" Tower Internal Dimensions

- Box and M drawer height: 4<sup>5</sup>/<sub>16</sub>"
- Box and M drawer width: 12<sup>1</sup>/<sub>16</sub>"
- Box and M drawer depth: 18<sup>3</sup>/<sub>8</sub>"
- File drawer height: 9<sup>1</sup>/<sub>4</sub>"
- File drawer width: 12<sup>1</sup>/<sub>16</sub>"
- File drawer depth: 18<sup>3</sup>/<sub>8</sub>"
- Wide drawer height: 9<sup>3</sup>/<sub>16</sub>"
- Wide drawer width: 20<sup>3</sup>/<sub>4</sub>"
- Wide drawer depth: 22<sup>7</sup>/<sub>8</sub>"

**Note:** All towers are configured from the top down with standard combinations of box and file drawers.

Pull finish is aluminum:

- AA - Aluminum
- AB - Black
- AN - Nickel

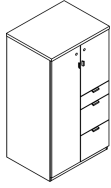
# Storage Towers Veneer Front - Template Pull

## 30" Wide Storage Towers

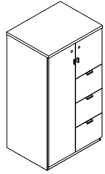
### 57" High

Series 2 Storage

description	type	w	d	h	lock	pattern no.	V1	V2
57" High tower with one box and two file drawers and door and wardrobe (left hand shown)	left hand	29 <sup>7</sup> / <sub>8</sub> "	23 <sup>1</sup> / <sub>2</sub> "	56 <sup>3</sup> / <sub>16</sub> "	Y	<b>BT3WSLH5730BFFLV</b>	\$4,048.	\$4,454.
	right hand	29 <sup>7</sup> / <sub>8</sub> "	23 <sup>1</sup> / <sub>2</sub> "	56 <sup>3</sup> / <sub>16</sub> "	Y	<b>BT3WSRH5730BFFLV</b>	4,048.	4,454.



57" High tower with three file drawers and door and wardrobe (left hand shown)	left hand	29 <sup>7</sup> / <sub>8</sub> "	23 <sup>1</sup> / <sub>2</sub> "	56 <sup>3</sup> / <sub>16</sub> "	Y	<b>BT3WSLH5730FFFLV</b>	4,035.	4,437.
	right hand	29 <sup>7</sup> / <sub>8</sub> "	23 <sup>1</sup> / <sub>2</sub> "	56 <sup>3</sup> / <sub>16</sub> "	Y	<b>BT3WSRH5730FFFLV</b>	4,035.	4,437.



Series 2 Veneer Front Storage

#### Order Code

Example: **BT3WSLH5730BBFL-VC 113**

<b>BT3</b>	Series 2 Veneer Front
<b>WS</b>	Wardrobe and Single Door
<b>LH</b>	Left Hand Access
<b>57</b>	57" High
<b>30</b>	30" Wide
<b>B</b>	Box Drawer
<b>B</b>	Box Drawer
<b>F</b>	File Drawer
<b>L</b>	Locking
<b>VC</b>	Front Finish Medium Grey
<b>113</b>	Case Finish Dark Grey

#### Specification Information

For non-locking towers, deduct \$60 from the list price for single and double door units or \$75 list for units with wardrobe. Substitute the "L" suffix with a "N" within the pattern number to designate a non-locking unit, example (RT3WSLH5030BBFN)

"M" drawers consisting of a box drawer body with a file drawer head are available by substituting any two "B" or any one "F" character within the pattern number, example (RT3WSLH5030MFN). Multiple "M" drawers may be specified providing they equal the total modules available.

A 6" drawer, behind a cupboard door is available by adding the numeral 1 to the end of the pattern number, example (RT3WSLH6430BBFL1)

Single door towers: Include (2) locks. Double door towers: Include (2) locks. Wardrobe towers: Include (3) locks. 15" wide Side Access Bookcase and Display towers: Include (1) lock. 24" wide Side Access Bookcase and Display towers: Include (2) locks

**Note:** 6" drawer behind doors are not available within the wardrobe portion of towers. Drawers behind doors can be specified with fronts painted in one of 6 accent colors. If an accent color is not selected the fronts will be painted black. Accent colors include, (MEY) Memo Yellow, (MRG) Marine Grey, (SFG) Seafoam Green, (REG) Robbins Egg Blue, (SSP) Sunset Pink and (KRD) Knoll Red.

**Note: Drawers behind doors list prices are as follows: 1=\$250**

#### Application Notes

Hanging rails and other accessories are not included and must be ordered separately. Hanging rails are included with 24" and 30" wide lateral drawers only. (See *Tower Accessories for pricing and order entry information*)

Half depth adjustable shelves and coat hooks may be ordered separately allowing the cupboard area of the 15", 24" and 30" wide towers to support binders as well as shorter coats. (See *Tower Accessories for pricing and order entry information*)

**Note: Veneer front towers are comprised of a steel case with wood veneer fronts and top.**

#### Critical Dimensions

Dimensions under, **w**, **d** and **h** are actual to the nearest <sup>1</sup>/<sub>16</sub>"

42", 50", 57" and 64" Tower Internal Dimensions

- Box and M drawer height: 4<sup>5</sup>/<sub>16</sub>"
- Box and M drawer width: 12<sup>1</sup>/<sub>16</sub>"
- Box and M drawer depth: 18<sup>3</sup>/<sub>8</sub>"
- File drawer height: 9<sup>1</sup>/<sub>4</sub>"
- File drawer width: 12<sup>1</sup>/<sub>16</sub>"
- File drawer depth: 18<sup>3</sup>/<sub>8</sub>"
- Wide drawer height: 9<sup>7</sup>/<sub>16</sub>"
- Wide drawer width: 20<sup>3</sup>/<sub>4</sub>"
- Wide drawer depth: 22<sup>7</sup>/<sub>8</sub>"

**Note:** All towers are configured from the top down with standard combinations of box and file drawers.

Pull finish is aluminum:

- AA - Aluminum
- AB - Black
- AN - Nickel

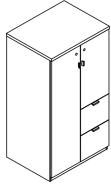
# Storage Towers Veneer Front - Template Pull

## 30" Wide Storage Towers

### 57" High

Series 2 Storage

description	type	w	d	h	lock	pattern no.	V1	V2
57" High tower with two file drawers and door and wardrobe (left hand shown)	left hand	29 <sup>7</sup> / <sub>8</sub> "	23 <sup>1</sup> / <sub>2</sub> "	56 <sup>3</sup> / <sub>16</sub> "	Y	<b>BT3WSLH5730FFLV</b>	\$3,749.	\$4,126.
	right hand	29 <sup>7</sup> / <sub>8</sub> "	23 <sup>1</sup> / <sub>2</sub> "	56 <sup>3</sup> / <sub>16</sub> "	Y	<b>BT3WSRH5730FFLV</b>	3,749.	4,126.



#### Order Code

Example: **BT3WSLH5730BBFL-VC 113**

<b>BT3</b>	Series 2 Veneer Front
<b>WS</b>	Wardrobe and Single Door
<b>LH</b>	Left Hand Access
<b>57</b>	57" High
<b>30</b>	30" Wide
<b>B</b>	Box Drawer
<b>B</b>	Box Drawer
<b>F</b>	File Drawer
<b>L</b>	Locking
<b>VC</b>	Front Finish Medium Grey
<b>113</b>	Case Finish Dark Grey

#### Specification Information

For non-locking towers, deduct \$60 from the list price for single and double door units or \$75 list for units with wardrobe. Substitute the "L" suffix with a "N" within the pattern number to designate a non-locking unit, example (RT3WSLH5030BBFN)

"M" drawers consisting of a box drawer body with a file drawer head are available by substituting any two "B" or any one "F" character within the pattern number, example (RT3WSLH5030MFN). Multiple "M" drawers may be specified providing they equal the total modules available.

A 6" drawer, behind a cupboard door is available by adding the numeral 1 to the end of the pattern number, example (RT3WSLH6430BBFL1)

Single door towers: Include (2) locks. Double door towers: Include (2) locks. Wardrobe towers: Include (3) locks. 15" wide Side Access Bookcase and Display towers: Include (1) lock. 24" wide Side Access Bookcase and Display towers: Include (2) locks

**Note:** 6" drawer behind doors are not available within the wardrobe portion of towers. Drawers behind doors can be specified with fronts painted in one of 6 accent colors. If an accent color is not selected the fronts will be painted black. Accent colors include, (MEY) Memo Yellow, (MRG) Marine Grey, (SFG) Seafoam Green, (REG) Robbins Egg Blue, (SSP) Sunset Pink and (KRD) Knoll Red.

**Note: Drawers behind doors list prices are as follows: 1=\$250**

#### Application Notes

Hanging rails and other accessories are not included and must be ordered separately. Hanging rails are included with 24" and 30" wide lateral drawers only. (See *Tower Accessories for pricing and order entry information*)

Half depth adjustable shelves and coat hooks may be ordered separately allowing the cupboard area of the 15", 24" and 30" wide towers to support binders as well as shorter coats. (See *Tower Accessories for pricing and order entry information*)

**Note: Veneer front towers are comprised of a steel case with wood veneer fronts and top.**

#### Critical Dimensions

Dimensions under, **w**, **d** and **h** are actual to the nearest <sup>1</sup>/<sub>16</sub>"

42", 50", 57" and 64" Tower Internal Dimensions

- Box and M drawer height: 4<sup>5</sup>/<sub>16</sub>"
- Box and M drawer width: 12<sup>1</sup>/<sub>16</sub>"
- Box and M drawer depth: 18<sup>3</sup>/<sub>8</sub>"
- File drawer height: 9<sup>1</sup>/<sub>4</sub>"
- File drawer width: 12<sup>1</sup>/<sub>16</sub>"
- File drawer depth: 18<sup>3</sup>/<sub>8</sub>"
- Wide drawer height: 9<sup>9</sup>/<sub>16</sub>"
- Wide drawer width: 20<sup>3</sup>/<sub>4</sub>"
- Wide drawer depth: 22<sup>7</sup>/<sub>8</sub>"

**Note:** All towers are configured from the top down with standard combinations of box and file drawers.

Pull finish is aluminum:

- AA - Aluminum
- AB - Black
- AN - Nickel



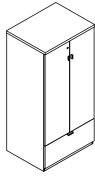
# Storage Towers Veneer Front - Template Pull

## 30" Wide Storage Towers

### 64" High

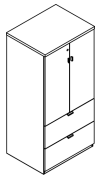
Series 2 Storage

description	type	w	d	h	lock	pattern no.	V1	V2
64" High Double Door tower with one wide drawer		29 <sup>7</sup> / <sub>8</sub> "	23 <sup>1</sup> / <sub>2</sub> "	63 <sup>7</sup> / <sub>16</sub> "	Y	<b>BT3D6430WLV</b>	\$4,063.	\$4,467.



24" and 30" wide double door cabinets may be ordered with a grommet option located in the back of the case by adding a "G" between the 4th and 5th character of the pattern number, example (BT3DG6424WLV). Add \$100 for this option. **Note**, by adding a "G" option, the cabinet will also receive AV hinged doors.

64" High Double Door tower with two wide drawers		29 <sup>7</sup> / <sub>8</sub> "	23 <sup>1</sup> / <sub>2</sub> "	63 <sup>7</sup> / <sub>16</sub> "	Y	<b>BT3D6430WWLV</b>	4,875.	5,362.
--	--	----------------------------------	----------------------------------	-----------------------------------	---	---------------------	--------	--------



24" and 30" wide double door cabinets may be ordered with a grommet option located in the back of the case by adding a "G" between the 4th and 5th character of the pattern number, example (BT3DG6424WLV). Add \$100 for this option. **Note**, by adding a "G" option, the cabinet will also receive AV hinged doors.

Series 2 Veneer Front Storage

#### Order Code

Example:	<b>BT3WSLH5730BBFL-VC 113</b>
<b>BT3</b>	Series 2 Veneer Front
<b>WS</b>	Wardrobe and Single Door
<b>LH</b>	Left Hand Access
<b>57</b>	57" High
<b>30</b>	30" Wide
<b>B</b>	Box Drawer
<b>B</b>	Box Drawer
<b>F</b>	File Drawer
<b>L</b>	Locking
<b>VC</b>	Front Finish Medium Grey
<b>113</b>	Case Finish Dark Grey

#### Specification Information

For non-locking towers, deduct \$60 from the list price for single and double door units or \$75 list for units with wardrobe. Substitute the "L" suffix with a "N" within the pattern number to designate a non-locking unit, example (RT3WSLH5030BBFN)

"M" drawers consisting of a box drawer body with a file drawer head are available by substituting any two "B" or any one "F" character within the pattern number, example (RT3WSLH5030MFN). Multiple "M" drawers may be specified providing they equal the total modules available.

A 6" drawer, behind a cupboard door is available by adding the numeral 1 to the end of the pattern number, example (RT3WSLH6430BBFL1)

Single door towers: Include (2) locks. Double door towers: Include (2) locks. Wardrobe towers: Include (3) locks. 15" wide Side Access Bookcase and Display towers: Include (1) lock. 24" wide Side Access Bookcase and Display towers: Include (2) locks

**Note:** 6" drawer behind doors are not available within the wardrobe portion of towers. Drawers behind doors can be specified with fronts painted in one of 6 accent colors. If an accent color is not selected the fronts will be painted black. Accent colors include, (MEY) Memo Yellow, (MRG) Marine Grey, (SFG) Seafoam Green, (REG) Robbins Egg Blue, (SSP) Sunset Pink and (KRD) Knoll Red.

**Note: Drawers behind doors list prices are as follows: 1=\$250**

#### Application Notes

Hanging rails and other accessories are not included and must be ordered separately. Hanging rails are included with 24" and 30" wide lateral drawers only. (See *Tower Accessories for pricing and order entry information*)

Half depth adjustable shelves and coat hooks may be ordered separately allowing the cupboard area of the 15", 24" and 30" wide towers to support binders as well as shorter coats. (See *Tower Accessories for pricing and order entry information*)

**Note: Veneer front towers are comprised of a steel case with wood veneer fronts and top.**

#### Critical Dimensions

Dimensions under, **w**, **d** and **h** are actual to the nearest <sup>1</sup>/<sub>16</sub>"

42", 50", 57" and 64" Tower Internal Dimensions

- Box and M drawer height: 4<sup>5</sup>/<sub>16</sub>"
- Box and M drawer width: 12<sup>1</sup>/<sub>16</sub>"
- Box and M drawer depth: 18<sup>3</sup>/<sub>8</sub>"
- File drawer height: 9<sup>1</sup>/<sub>4</sub>"
- File drawer width: 12<sup>1</sup>/<sub>16</sub>"
- File drawer depth: 18<sup>3</sup>/<sub>8</sub>"
- Wide drawer height: 9<sup>7</sup>/<sub>16</sub>"
- Wide drawer width: 20<sup>3</sup>/<sub>4</sub>"
- Wide drawer depth: 22<sup>7</sup>/<sub>8</sub>"

**Note:** All towers are configured from the top down with standard combinations of box and file drawers.

Pull finish is aluminum:

- AA - Aluminum
- AB - Black
- AN - Nickel

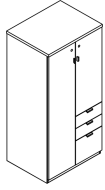
# Storage Towers Veneer Front - Template Pull

## 30" Wide Storage Towers

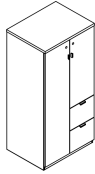
### 64" High

Series 2 Storage

description	type	w	d	h	lock	pattern no.	V1	V2
64" High tower with two box and one file drawer and door and wardrobe (left hand shown)	left hand	29 <sup>7</sup> / <sub>8</sub> "	23 <sup>1</sup> / <sub>2</sub> "	63 <sup>3</sup> / <sub>16</sub> "	Y	<b>BT3WSLH6430BBFLV</b>	\$4,108.	\$4,519.
	right hand	29 <sup>7</sup> / <sub>8</sub> "	23 <sup>1</sup> / <sub>2</sub> "	63 <sup>3</sup> / <sub>16</sub> "	Y	<b>BT3WSRH6430BBFLV</b>	4,108.	4,519.



64" High tower with two file drawers and door and wardrobe (left hand shown)	left hand	29 <sup>7</sup> / <sub>8</sub> "	23 <sup>1</sup> / <sub>2</sub> "	63 <sup>3</sup> / <sub>16</sub> "	Y	<b>BT3WSLH6430FFLV</b>	3,830.	4,213.
	right hand	29 <sup>7</sup> / <sub>8</sub> "	23 <sup>1</sup> / <sub>2</sub> "	63 <sup>3</sup> / <sub>16</sub> "	Y	<b>BT3WSRH6430FFLV</b>	3,830.	4,213.



#### Order Code

Example: **BT3WSLH5730BBFL-VC 113**

<b>BT3</b>	Series 2 Veneer Front
<b>WS</b>	Wardrobe and Single Door
<b>LH</b>	Left Hand Access
<b>57</b>	57" High
<b>30</b>	30" Wide
<b>B</b>	Box Drawer
<b>B</b>	Box Drawer
<b>F</b>	File Drawer
<b>L</b>	Locking
<b>VC</b>	Front Finish Medium Grey
<b>113</b>	Case Finish Dark Grey

#### Specification Information

For non-locking towers, deduct \$60 from the list price for single and double door units or \$75 list for units with wardrobe. Substitute the "L" suffix with a "N" within the pattern number to designate a non-locking unit, example (RT3WSLH5030BBFN)

"M" drawers consisting of a box drawer body with a file drawer head are available by substituting any two "B" or any one "F" character within the pattern number, example (RT3WSLH5030MFN). Multiple "M" drawers may be specified providing they equal the total modules available.

A 6" drawer, behind a cupboard door is available by adding the numeral 1 to the end of the pattern number, example (RT3WSLH6430BBFL1)

Single door towers: Include (2) locks. Double door towers: Include (2) locks. Wardrobe towers: Include (3) locks. 15" wide Side Access Bookcase and Display towers: Include (1) lock. 24" wide Side Access Bookcase and Display towers: Include (2) locks

**Note:** 6" drawer behind doors are not available within the wardrobe portion of towers. Drawers behind doors can be specified with fronts painted in one of 6 accent colors. If an accent color is not selected the fronts will be painted black. Accent colors include, (MEY) Memo Yellow, (MRG) Marine Grey, (SFG) Seafoam Green, (REG) Robbins Egg Blue, (SSP) Sunset Pink and (KRD) Knoll Red.

**Note: Drawers behind doors list prices are as follows: 1=\$250**

#### Application Notes

Hanging rails and other accessories are not included and must be ordered separately. Hanging rails are included with 24" and 30" wide lateral drawers only. (See *Tower Accessories for pricing and order entry information*)

Half depth adjustable shelves and coat hooks may be ordered separately allowing the cupboard area of the 15", 24" and 30" wide towers to support binders as well as shorter coats. (See *Tower Accessories for pricing and order entry information*)

**Note: Veneer front towers are comprised of a steel case with wood veneer fronts and top.**

#### Critical Dimensions

Dimensions under, **w**, **d** and **h** are actual to the nearest <sup>1</sup>/<sub>16</sub>"

42", 50", 57" and 64" Tower Internal Dimensions

- Box and M drawer height: 4<sup>5</sup>/<sub>16</sub>"
- Box and M drawer width: 12<sup>1</sup>/<sub>16</sub>"
- Box and M drawer depth: 18<sup>3</sup>/<sub>8</sub>"
- File drawer height: 9<sup>1</sup>/<sub>4</sub>"
- File drawer width: 12<sup>1</sup>/<sub>16</sub>"
- File drawer depth: 18<sup>3</sup>/<sub>8</sub>"
- Wide drawer height: 9<sup>3</sup>/<sub>16</sub>"
- Wide drawer width: 20<sup>3</sup>/<sub>4</sub>"
- Wide drawer depth: 22<sup>7</sup>/<sub>8</sub>"

**Note:** All towers are configured from the top down with standard combinations of box and file drawers.

Pull finish is aluminum:

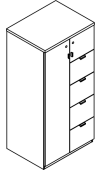
- AA - Aluminum
- AB - Black
- AN - Nickel

# Storage Towers Veneer Front - Template Pull

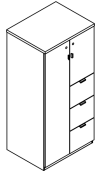
## 30" Wide Storage Towers

### 64" High

description	type	w	d	h	lock	pattern no.	V1	V2
64" High tower with four file drawers and door and wardrobe (left hand shown)	left hand	29 <sup>7</sup> / <sub>8</sub> "	23 <sup>1</sup> / <sub>2</sub> "	63 <sup>5</sup> / <sub>16</sub> "	Y	<b>BT3WSLH6430FFFLV</b>	\$4,551.	\$5,005.
	right hand	29 <sup>7</sup> / <sub>8</sub> "	23 <sup>1</sup> / <sub>2</sub> "	63 <sup>5</sup> / <sub>16</sub> "	Y	<b>BT3WSRH6430FFFLV</b>	4,551.	5,005.



64" High tower with three file drawers and door and wardrobe (left hand shown)	left hand	29 <sup>7</sup> / <sub>8</sub> "	23 <sup>1</sup> / <sub>2</sub> "	63 <sup>5</sup> / <sub>16</sub> "	Y	<b>BT3WSLH6430FFFLV</b>	4,145.	4,561.
	right hand	29 <sup>7</sup> / <sub>8</sub> "	23 <sup>1</sup> / <sub>2</sub> "	63 <sup>5</sup> / <sub>16</sub> "	Y	<b>BT3WSRH6430FFFLV</b>	4,145.	4,561.



#### Order Code

Example: **BT3WSLH5730BBFL-VC 113**

<b>BT3</b>	Series 2 Veneer Front
<b>WS</b>	Wardrobe and Single Door
<b>LH</b>	Left Hand Access
<b>57</b>	57" High
<b>30</b>	30" Wide
<b>B</b>	Box Drawer
<b>B</b>	Box Drawer
<b>F</b>	File Drawer
<b>L</b>	Locking
<b>VC</b>	Front Finish Medium Grey
<b>113</b>	Case Finish Dark Grey

#### Specification Information

For non-locking towers, deduct \$60 from the list price for single and double door units or \$75 list for units with wardrobe. Substitute the "L" suffix with a "N" within the pattern number to designate a non-locking unit, example (RT3WSLH5030BBFN)

"M" drawers consisting of a box drawer body with a file drawer head are available by substituting any two "B" or any one "F" character within the pattern number, example (RT3WSLH5030MFN). Multiple "M" drawers may be specified providing they equal the total modules available.

A 6" drawer, behind a cupboard door is available by adding the numeral 1 to the end of the pattern number, example (RT3WSLH6430BBFL1)

Single door towers: Include (2) locks. Double door towers: Include (2) locks. Wardrobe towers: Include (3) locks. 15" wide Side Access Bookcase and Display towers: Include (1) lock. 24" wide Side Access Bookcase and Display towers: Include (2) locks

**Note:** 6" drawer behind doors are not available within the wardrobe portion of towers. Drawers behind doors can be specified with fronts painted in one of 6 accent colors. If an accent color is not selected the fronts will be painted black. Accent colors include, (MEY) Memo Yellow, (MRG) Marine Grey, (SFG) Seafoam Green, (REG) Robbins Egg Blue, (SSP) Sunset Pink and (KRD) Knoll Red.

**Note: Drawers behind doors list prices are as follows: 1=\$250**

#### Application Notes

Hanging rails and other accessories are not included and must be ordered separately. Hanging rails are included with 24" and 30" wide lateral drawers only. (See *Tower Accessories for pricing and order entry information*)

Half depth adjustable shelves and coat hooks may be ordered separately allowing the cupboard area of the 15", 24" and 30" wide towers to support binders as well as shorter coats. (See *Tower Accessories for pricing and order entry information*)

**Note: Veneer front towers are comprised of a steel case with wood veneer fronts and top.**

#### Critical Dimensions

Dimensions under, **w**, **d** and **h** are actual to the nearest <sup>1</sup>/<sub>16</sub>"

42", 50", 57" and 64" Tower Internal Dimensions

- Box and M drawer height: 4<sup>5</sup>/<sub>16</sub>"
- Box and M drawer width: 12<sup>1</sup>/<sub>16</sub>"
- Box and M drawer depth: 18<sup>3</sup>/<sub>8</sub>"
- File drawer height: 9<sup>1</sup>/<sub>4</sub>"
- File drawer width: 12<sup>1</sup>/<sub>16</sub>"
- File drawer depth: 18<sup>3</sup>/<sub>8</sub>"
- Wide drawer height: 9<sup>7</sup>/<sub>16</sub>"
- Wide drawer width: 20<sup>3</sup>/<sub>4</sub>"
- Wide drawer depth: 22<sup>7</sup>/<sub>8</sub>"

**Note:** All towers are configured from the top down with standard combinations of box and file drawers.

Pull finish is aluminum:

- AA - Aluminum
- AB - Black
- AN - Nickel

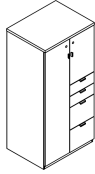
# Storage Towers Veneer Front - Template Pull

## 30" Wide Storage Towers

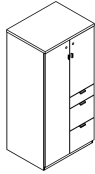
### 64" High

Series 2 Storage

description	type	w	d	h	lock	pattern no.	V1	V2
64" High tower with two box and two file drawers and door and wardrobe (left hand shown)	left hand	29 <sup>7</sup> / <sub>8</sub> "	23 <sup>1</sup> / <sub>2</sub> "	63 <sup>5</sup> / <sub>16</sub> "	Y	<b>BT3WSLH6430BBFFLV</b>	\$4,494.	\$4,943.
	right hand	29 <sup>7</sup> / <sub>8</sub> "	23 <sup>1</sup> / <sub>2</sub> "	63 <sup>5</sup> / <sub>16</sub> "	Y	<b>BT3WSRH6430BBFFLV</b>	4,494.	4,943.



64" High tower with one box and two file drawers and door and wardrobe (left hand shown)	left hand	29 <sup>7</sup> / <sub>8</sub> "	23 <sup>1</sup> / <sub>2</sub> "	63 <sup>5</sup> / <sub>16</sub> "	Y	<b>BT3WSLH6430BBFFLV</b>	4,163.	4,580.
	right hand	29 <sup>7</sup> / <sub>8</sub> "	23 <sup>1</sup> / <sub>2</sub> "	63 <sup>5</sup> / <sub>16</sub> "	Y	<b>BT3WSRH6430BBFFLV</b>	4,163.	4,580.



#### Order Code

Example: **BT3WSLH5730BBFL-VC 113**

<b>BT3</b>	Series 2 Veneer Front
<b>WS</b>	Wardrobe and Single Door
<b>LH</b>	Left Hand Access
<b>57</b>	57" High
<b>30</b>	30" Wide
<b>B</b>	Box Drawer
<b>B</b>	Box Drawer
<b>F</b>	File Drawer
<b>L</b>	Locking
<b>VC</b>	Front Finish Medium Grey
<b>113</b>	Case Finish Dark Grey

#### Specification Information

For non-locking towers, deduct \$60 from the list price for single and double door units or \$75 list for units with wardrobe. Substitute the "L" suffix with a "N" within the pattern number to designate a non-locking unit, example (RT3WSLH5030BBFN)

"M" drawers consisting of a box drawer body with a file drawer head are available by substituting any two "B" or any one "F" character within the pattern number, example (RT3WSLH5030MFN). Multiple "M" drawers may be specified providing they equal the total modules available.

A 6" drawer, behind a cupboard door is available by adding the numeral 1 to the end of the pattern number, example (RT3WSLH6430BBFL1)

Single door towers: Include (2) locks. Double door towers: Include (2) locks. Wardrobe towers: Include (3) locks. 15" wide Side Access Bookcase and Display towers: Include (1) lock. 24" wide Side Access Bookcase and Display towers: Include (2) locks

**Note:** 6" drawer behind doors are not available within the wardrobe portion of towers. Drawers behind doors can be specified with fronts painted in one of 6 accent colors. If an accent color is not selected the fronts will be painted black. Accent colors include, (MEY) Memo Yellow, (MRG) Marine Grey, (SFG) Seafoam Green, (REG) Robbins Egg Blue, (SSP) Sunset Pink and (KRD) Knoll Red.

**Note: Drawers behind doors list prices are as follows: 1=\$250**

#### Application Notes

Hanging rails and other accessories are not included and must be ordered separately. Hanging rails are included with 24" and 30" wide lateral drawers only. (See *Tower Accessories for pricing and order entry information*)

Half depth adjustable shelves and coat hooks may be ordered separately allowing the cupboard area of the 15", 24" and 30" wide towers to support binders as well as shorter coats. (See *Tower Accessories for pricing and order entry information*)

**Note: Veneer front towers are comprised of a steel case with wood veneer fronts and top.**

#### Critical Dimensions

Dimensions under, **w**, **d** and **h** are actual to the nearest <sup>1</sup>/<sub>16</sub>"

42", 50", 57" and 64" Tower Internal Dimensions

- Box and M drawer height: 4<sup>5</sup>/<sub>16</sub>"
- Box and M drawer width: 12<sup>1</sup>/<sub>16</sub>"
- Box and M drawer depth: 18<sup>3</sup>/<sub>8</sub>"
- File drawer height: 9<sup>1</sup>/<sub>4</sub>"
- File drawer width: 12<sup>1</sup>/<sub>16</sub>"
- File drawer depth: 18<sup>3</sup>/<sub>8</sub>"
- Wide drawer height: 9<sup>3</sup>/<sub>16</sub>"
- Wide drawer width: 20<sup>3</sup>/<sub>4</sub>"
- Wide drawer depth: 22<sup>7</sup>/<sub>8</sub>"

**Note:** All towers are configured from the top down with standard combinations of box and file drawers.

Pull finish is aluminum:

- AA - Aluminum
- AB - Black
- AN - Nickel

# Pedestals Veneer Front - Reff S Pull

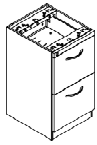
## Floorstanding Pedestals

Series 2 Storage

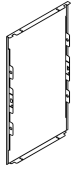
description	w	d	h	lock	pattern no.	V1	V2	P1	P2	P3
Floorstanding Pedestal with two box and one file drawer with lock	14 <sup>7</sup> / <sub>8</sub> "	17 <sup>1</sup> / <sub>4</sub> "	26 <sup>7</sup> / <sub>8</sub> "	Y	<b>RS2PFL18A</b>	\$934.	\$1,029.			
	14 <sup>7</sup> / <sub>8</sub> "	23 <sup>1</sup> / <sub>4</sub> "	26 <sup>7</sup> / <sub>8</sub> "	Y	<b>RS2PFL24A</b>	902.	992.			
	14 <sup>7</sup> / <sub>8</sub> "	29 <sup>1</sup> / <sub>4</sub> "	26 <sup>7</sup> / <sub>8</sub> "	Y	<b>RS2PFL30A</b>	1,052.	1,157.			



Floorstanding Pedestal with two file drawers with lock	14 <sup>7</sup> / <sub>8</sub> "	17 <sup>1</sup> / <sub>4</sub> "	26 <sup>7</sup> / <sub>8</sub> "	Y	<b>RS2PFL18B</b>	893.	983.			
	14 <sup>7</sup> / <sub>8</sub> "	23 <sup>1</sup> / <sub>4</sub> "	26 <sup>7</sup> / <sub>8</sub> "	Y	<b>RS2PFL24B</b>	862.	950.			
	14 <sup>7</sup> / <sub>8</sub> "	29 <sup>1</sup> / <sub>4</sub> "	26 <sup>7</sup> / <sub>8</sub> "	Y	<b>RS2PFL30B</b>	1,027.	1,130.			



Series 2 Floorstanding Pedestal Case Back	14 <sup>7</sup> / <sub>8</sub> "	N/A	26 <sup>7</sup> / <sub>8</sub> "	N/A	<b>DS2XPB</b>			85.	96.	99.
---	----------------------------------	-----	----------------------------------	-----	---------------	--	--	-----	-----	-----



Series 2 Veneer Front Storage

Order Code	Specification Information	Application Notes	Critical Dimensions
Example: <b>RS2PFL24A-VC 113</b>			
<b>RS2</b> Series 2 Veneer Front	<p>Deduct \$20 from the list price for non-locking units. Substitute the "L" with a "N" within the pattern number to designate a non-locking unit, example (RS2PFN18A).</p> <p><b>Note:</b> 24" deep floorstanding pedestals do not include a back panel. Back panels must be ordered separately. 18" and 30" floorstanding pedestals have backs standard.</p> <p><b>Note:</b> Be sure to specify a paint finish for the case as well as a veneer selection for the fronts.</p> <p>Add an "F" to the end of the pattern number to receive full extension slides on all box drawers. Upcharge is \$25 list per pedestal.</p>	<p>Hanging rails and other accessories are not included and must be ordered separately. (See pedestal accessories page (141), for pricing and ordering information)</p> <p><b>Note: Do not use with Reff Desk Height components</b></p> <p>Pull finish is stainless steel.</p>	<p>Dimensions under, <b>w</b>, <b>d</b> and <b>h</b> are actual to the nearest 1/16"</p> <p>24" Deep Floorstanding Pedestal Internal Drawer Dimensions</p> <ul style="list-style-type: none"> <li>• Box drawer height: 4<sup>3</sup>/<sub>16</sub>"</li> <li>• Box drawer width: 12<sup>1</sup>/<sub>16</sub>"</li> <li>• Box drawer depth: 18<sup>3</sup>/<sub>8</sub>"</li> <li>• File drawer height: 9<sup>1</sup>/<sub>4</sub>"</li> <li>• File drawer width: 12<sup>1</sup>/<sub>16</sub>"</li> <li>• File drawer depth: 18 3/8"</li> </ul>
<b>PF</b> Pedestal Floorstanding			
<b>L</b> Locking			
<b>24</b> Depth			
<b>A</b> Box/Box/File			
<b>VC</b> Front Finish, Med Cherry			
<b>113</b> Dark Grey			

# Pedestals Veneer Front - Reff S Pull

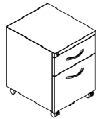
## Mobile Pedestals

Series 2 Storage

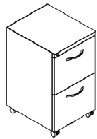
description	w	d	h	lock	pattern no.	V1	V2
Mobile Pedestal with two box and one file drawer	14 <sup>7</sup> / <sub>8</sub> "	16 <sup>3</sup> / <sub>4</sub> "	26 <sup>3</sup> / <sub>8</sub> "	Y	<b>RS2PML18A</b>	\$1,257.	\$1,380.
	14 <sup>7</sup> / <sub>8</sub> "	22 <sup>3</sup> / <sub>4</sub> "	26 <sup>3</sup> / <sub>8</sub> "	Y	<b>RS2PML24A</b>	1,257.	1,380.



Mobile Pedestal with one box and one file drawer	14 <sup>7</sup> / <sub>8</sub> "	16 <sup>3</sup> / <sub>4</sub> "	20 <sup>3</sup> / <sub>8</sub> "	Y	<b>RS2PML18F</b>	1,136.	1,249.
	14 <sup>7</sup> / <sub>8</sub> "	22 <sup>3</sup> / <sub>4</sub> "	20 <sup>3</sup> / <sub>8</sub> "	Y	<b>RS2PML24F</b>	1,136.	1,249.



Mobile Pedestal with two file drawers	14 <sup>7</sup> / <sub>8</sub> "	16 <sup>3</sup> / <sub>4</sub> "	26 <sup>3</sup> / <sub>8</sub> "	Y	<b>RS2PML18B</b>	1,257.	1,380.
	14 <sup>7</sup> / <sub>8</sub> "	22 <sup>3</sup> / <sub>4</sub> "	26 <sup>3</sup> / <sub>8</sub> "	Y	<b>RS2PML24B</b>	1,257.	1,380.



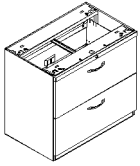
Order Code	Specification Information	Application Notes	Critical Dimensions
Example: <b>RS2PML24A-VC 113</b>			
<b>RS2</b> Series 2 Veneer Front	Add \$53 list for Mobile Handle.	Hanging rails and other accessories are not included and must be ordered separately. (See pedestal accessories page (142), for pricing and ordering information)	Dimensions under, <b>w</b> , <b>d</b> and <b>h</b> are actual to the nearest 1/16"
<b>PM</b> Pedestal Mobile	Add a " <b>P</b> " between the " <b>L</b> " lock code and the case size to designate the handle option, <i>example</i> (RS2PML <b>P</b> 24A)		
<b>L</b> Locking		<i>Note: Do not use with Reff Desk High Components</i>	Mobile Pedestal Internal Drawer Dimensions <ul style="list-style-type: none"> <li>• Box drawer height: 4<sup>5</sup>/<sub>16</sub>"</li> <li>• Box drawer width: 12<sup>1</sup>/<sub>16</sub>"</li> <li>• Box drawer depth: 18<sup>3</sup>/<sub>8</sub>"</li> <li>• File drawer height: 9<sup>1</sup>/<sub>4</sub>"</li> <li>• File drawer width: 12<sup>1</sup>/<sub>16</sub>"</li> <li>• File drawer depth: 18<sup>3</sup>/<sub>8</sub>"</li> </ul>
<b>24</b> Depth	Deduct \$35 list for units without a top. Add an " <b>O</b> " in place of the " <b>M</b> " in the pattern number to designate the no-top option, <i>example</i> (RS2POL18A)		
<b>A</b> Box/Box/File		Pull finish is stainless steel.	
<b>VC</b> Front Finish, Med Cherry			
<b>113</b> Dark Grey	Add an " <b>F</b> " to the end of the pattern number to receive full extension slides on all box drawers. Upcharge is \$25 list per pedestal.		

# Pedestals Veneer Front - Reff S Pull

## Double Wide Pedestals

Series 2 Storage

description	w	d	h	lock	pattern no.	V1	V2
Doublewide Pedestal with two file drawers	30"	18 <sup>3</sup> / <sub>4</sub> "	26 <sup>7</sup> / <sub>8</sub> "	Y	<b>RS2DW30L</b>	\$1,270.	\$1,334.
	36"	18 <sup>3</sup> / <sub>4</sub> "	26 <sup>7</sup> / <sub>8</sub> "	Y	<b>RS2DW36L</b>	1,403.	1,473.



Series 2 Veneer Front Storage

### Order Code

Example:	<b>RS2DW30L-VC 113</b>
<b>RS2</b>	Series 2 Veneer Front
<b>DW</b>	Doublewide Pedestal
<b>30</b>	30" wide
<b>L</b>	Locking
<b>VC</b>	Front Finish, Med Cherry
<b>113</b>	Dark Grey

### Specification Information

Deduct \$20 from the list price for non-locking units. Substitute the "L" suffix with a "N" within the pattern number to designate a non-locking unit, *example* (RS2DW30N).

**Note: Do not use with Reff Desk Height Components**

### Application Notes

Doublewide pedestals are not intended for freestanding use and must be secured beneath a supported worksurface. (*See Calibre lateral files price list for two drawer files that can be used for freestanding applications*)

Pull finish is stainless steel.

### Critical Dimensions

Dimensions under, **w**, **d** and **h** are actual to the nearest <sup>1</sup>/<sub>16</sub>"

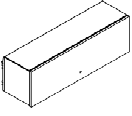
Doublewide Pedestal Drawer Internal Dimensions

- Lateral drawer height: 9<sup>3</sup>/<sub>4</sub>"
- Lateral drawer width: 26<sup>3</sup>/<sub>4</sub>" and 32<sup>3</sup>/<sub>4</sub>"
- Lateral drawer depth: 15<sup>3</sup>/<sub>4</sub>"

# Overhead Storage Veneer Front with Dividends Mounting Brackets

Series 2 Storage

## Panel Mount Overhead Storage

description	w	d	h	lock	pattern no.	V1-P1	V1-P2	V1-P3
 Panel mount overhead cabinet with lock	23 <sup>7</sup> / <sub>8</sub> "	14 <sup>1</sup> / <sub>8</sub> "	15"	Y	<b>DS2PM24L</b>	\$749.	\$822.	\$844.
	29 <sup>7</sup> / <sub>8</sub> "	14 <sup>1</sup> / <sub>8</sub> "	15"	Y	<b>DS2PM30L</b>	749.	822.	844.
	35 <sup>7</sup> / <sub>8</sub> "	14 <sup>1</sup> / <sub>8</sub> "	15"	Y	<b>DS2PM36L</b>	757.	834.	861.
	41 <sup>7</sup> / <sub>8</sub> "	14 <sup>1</sup> / <sub>8</sub> "	15"	Y	<b>DS2PM42L</b>	775.	862.	890.
	47 <sup>7</sup> / <sub>8</sub> "	14 <sup>1</sup> / <sub>8</sub> "	15"	Y	<b>DS2PM48L</b>	832.	925.	958.
	53 <sup>7</sup> / <sub>8</sub> "	14 <sup>1</sup> / <sub>8</sub> "	15"	Y	<b>DS2PM54L</b>	1,185.	1,295.	1,333.
	59 <sup>7</sup> / <sub>8</sub> "	14 <sup>1</sup> / <sub>8</sub> "	15"	Y	<b>DS2PM60L</b>	1,185.	1,295.	1,333.
	65 <sup>7</sup> / <sub>8</sub> "	14 <sup>1</sup> / <sub>8</sub> "	15"	Y	<b>DS2PM66L</b>	1,240.	1,364.	1,406.
71 <sup>7</sup> / <sub>8</sub> "	14 <sup>1</sup> / <sub>8</sub> "	15"	Y	<b>DS2PM72L</b>	1,240.	1,364.	1,406.	

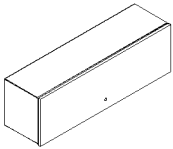
Order Code	Specification Information	Application Notes	Critical Dimensions
Example: <b>DS2PM24L-VC 113</b>			
<b>DS2</b>	Series 2 Veneer Front (Dividends)	Deduct \$20 from the list price for non-locking units. Substitute the "L" suffix with a "N" within the pattern number to designate a non-locking unit, <i>example</i> (DS2PM24N). Units with two doors, deduct \$40 from the list.  24" through 48" wide units have a single door. 54" through 66" wide units have off-set double doors. 72" wide units have two doors. Units with two doors have two locks.	Dimensions under, <b>w</b> , <b>d</b> and <b>h</b> are actual to the nearest 1/16".
<b>PM</b>	Panel Mount Overhead		
<b>24</b>	24" wide		
<b>L</b>	Locking		
<b>VC</b>	Front Finish, Med Cherry		
<b>113</b>	Dark Grey		



# Overhead Storage Veneer Front with Dividends Mounting Brackets

Series 2 Storage

## Up-Mount Overhead Storage

description	w	d	h	lock	pattern no.	V1-P1	V1-P2	V1-P3
 Up-mount overhead cabinet with back and lock	29 <sup>7</sup> / <sub>8</sub> "	14 <sup>1</sup> / <sub>8</sub> "	15"	Y	<b>DS2UM30L</b>	\$879.	\$976.	\$1,010.
	35 <sup>7</sup> / <sub>8</sub> "	14 <sup>1</sup> / <sub>8</sub> "	15"	Y	<b>DS2UM36L</b>	905.	1,008.	1,043.
	41 <sup>7</sup> / <sub>8</sub> "	14 <sup>1</sup> / <sub>8</sub> "	15"	Y	<b>DS2UM42L</b>	940.	1,046.	1,078.
	47 <sup>7</sup> / <sub>8</sub> "	14 <sup>1</sup> / <sub>8</sub> "	15"	Y	<b>DS2UM48L</b>	991.	1,098.	1,132.
	53 <sup>7</sup> / <sub>8</sub> "	14 <sup>1</sup> / <sub>8</sub> "	15"	Y	<b>DS2UM54L</b>	1,386.	1,530.	1,574.
	59 <sup>7</sup> / <sub>8</sub> "	14 <sup>1</sup> / <sub>8</sub> "	15"	Y	<b>DS2UM60L</b>	1,386.	1,530.	1,574.
	65 <sup>7</sup> / <sub>8</sub> "	14 <sup>1</sup> / <sub>8</sub> "	15"	Y	<b>DS2UM66L</b>	1,447.	1,599.	1,646.
	71 <sup>7</sup> / <sub>8</sub> "	14 <sup>1</sup> / <sub>8</sub> "	15"	Y	<b>DS2UM72L</b>	1,447.	1,599.	1,646.
Series 2 Steel Front Up-Mount Bracket (Dividends)	<sup>7</sup> / <sub>8</sub> "	12 <sup>3</sup> / <sub>16</sub> "	11 <sup>3</sup> / <sub>4</sub> "	N/A	<b>DB1U18</b>	71.	77.	82.



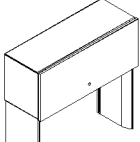
Series 2 Veneer Front Storage

Order Code	Specification Information	Application Notes	Critical Dimensions
Example: <b>DS2UM24L-VC 113</b> <b>DS2</b> Series 2 Veneer Front (Dividends) <b>UM</b> Up Mount Overhead <b>24</b> 24" wide <b>L</b> Locking <b>VC</b> Front Finish, Med Cherry <b>113</b> Dark Grey	Deduct \$20 from the list price for non-locking units. Substitute the "L" suffix with a "N" within the pattern number to designate a non-locking unit, <i>example</i> (DS2PM24N). Units with two doors, deduct \$40 from the list.  24" through 48" wide units have a single door. 54" through 66" wide units have off-set double doors. 72" wide units have two doors. Units with two doors have two locks.	<b>Note:</b> Up-mount overhead cabinets include an enclosed back.	Dimensions under, <b>w</b> , <b>d</b> and <b>h</b> are actual to the nearest <sup>1</sup> / <sub>16</sub> "
	Up-mount brackets are required and must be ordered separately.		

# Overhead Storage Veneer Front with Dividends Mounting Brackets

Series 2 Storage

## Stanchion Mount Overhead Storage

description	w	d	h	lock	pattern no.	V1-P1	V1-P2	V1-P3
Stanchion mount overhead cabinet with back and lock  	35 <sup>7</sup> / <sub>8</sub> "	14 <sup>1</sup> / <sub>8</sub> "	15"	Y	<b>DS2OD36L</b>	\$1,306.	\$1,470.	\$1,521.
	41 <sup>7</sup> / <sub>8</sub> "	14 <sup>1</sup> / <sub>8</sub> "	15"	Y	<b>DS2OD42L</b>	1,342.	1,504.	1,560.
	47 <sup>7</sup> / <sub>8</sub> "	14 <sup>1</sup> / <sub>8</sub> "	15"	Y	<b>DS2OD48L</b>	1,391.	1,558.	1,610.
	53 <sup>7</sup> / <sub>8</sub> "	14 <sup>1</sup> / <sub>8</sub> "	15"	Y	<b>DS2OD54L</b>	1,785.	1,989.	2,055.
	59 <sup>7</sup> / <sub>8</sub> "	14 <sup>1</sup> / <sub>8</sub> "	15"	Y	<b>DS2OD60L</b>	1,785.	1,989.	2,055.
	65 <sup>7</sup> / <sub>8</sub> "	14 <sup>1</sup> / <sub>8</sub> "	15"	Y	<b>DS2OD66L</b>	1,848.	2,057.	2,125.
	71 <sup>7</sup> / <sub>8</sub> "	14 <sup>1</sup> / <sub>8</sub> "	15"	Y	<b>DS2OD72L</b>	1,848.	2,057.	2,125.

### Order Code

Example:	<b>DS2OD36L-113</b>
<b>DS2</b>	Series 2 Veneer Front (Dividends)
<b>OD</b>	Stanchion Mount Overhead
<b>36</b>	36" wide
<b>L</b>	Locking
<b>VC</b>	Front Finish, Med Cherry
<b>113</b>	Dark Grey

### Specification Information

Deduct \$20 from the list price for non-locking units. Substitute the "L" suffix with a "N" within the pattern number to designate a non-locking unit, *example* (DS2PM24N). Units with two doors, deduct \$40 from the list.

24" through 48" wide units have a single door. 54" through 66" wide units have off-set double doors. 72" wide units have two doors. Units with two doors have two locks.

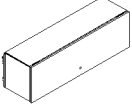
### Critical Dimensions

Dimensions under, **w**, **d** and **h** are actual to the nearest 1/16".

# Overhead Storage Veneer Front with Reff Mounting Brackets

## Panel Mount Overhead Storage

Series 2 Storage

description	w	d	h	lock	pattern no.	V1	V2
 Panel mount overhead cabinet with lock	23 <sup>7</sup> / <sub>8</sub> "	14 <sup>1</sup> / <sub>8</sub> "	15"	Y	<b>RS2PM24L</b>	\$769.	\$847.
	29 <sup>7</sup> / <sub>8</sub> "	14 <sup>1</sup> / <sub>8</sub> "	15"	Y	<b>RS2PM30L</b>	769.	847.
	35 <sup>7</sup> / <sub>8</sub> "	14 <sup>1</sup> / <sub>8</sub> "	15"	Y	<b>RS2PM36L</b>	798.	879.
	41 <sup>7</sup> / <sub>8</sub> "	14 <sup>1</sup> / <sub>8</sub> "	15"	Y	<b>RS2PM42L</b>	819.	897.
	47 <sup>7</sup> / <sub>8</sub> "	14 <sup>1</sup> / <sub>8</sub> "	15"	Y	<b>RS2PM48L</b>	870.	958.
	53 <sup>7</sup> / <sub>8</sub> "	14 <sup>1</sup> / <sub>8</sub> "	15"	Y	<b>RS2PM54L</b>	1,247.	1,371.
	59 <sup>7</sup> / <sub>8</sub> "	14 <sup>1</sup> / <sub>8</sub> "	15"	Y	<b>RS2PM60L</b>	1,247.	1,371.
	65 <sup>7</sup> / <sub>8</sub> "	14 <sup>1</sup> / <sub>8</sub> "	15"	Y	<b>RS2PM66L</b>	1,296.	1,424.
71 <sup>7</sup> / <sub>8</sub> "	14 <sup>1</sup> / <sub>8</sub> "	15"	Y	<b>RS2PM72L</b>	1,296.	1,424.	

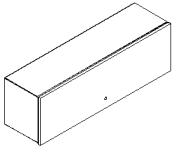
Series 2 Veneer Front Storage

Order Code	Specification Information	Application Notes	Critical Dimensions
Example: <b>RS2PM24L-VC 113</b> <b>RS2</b> Series 2 Veneer Front (Reff) <b>PM</b> Panel Mount Overhead <b>24</b> 24" Wide <b>L</b> Locking <b>VC</b> Front Finish, Medium Cherry <b>113</b> Paint Finish, Dark Grey	Deduct \$20 from the list price for non-locking units. Substitute the "L" suffix with a "N" within the pattern number to designate a non-locking unit, <i>example</i> (RS2PM24N). Units with two doors, deduct \$40 from the list.  24" through 48" wide units have a single door. 54" through 66" wide units have off-set double doors. 72" wide units have two doors. Units with two doors have two locks.	<b>Note:</b> Up-mount overhead cabinets include an enclosed back.	Dimensions under, <b>w</b> , <b>d</b> and <b>h</b> are actual to the nearest 1/16".

# Overhead Storage Veneer Front with Reff Mounting Brackets

## Up-Mount Overhead Storage

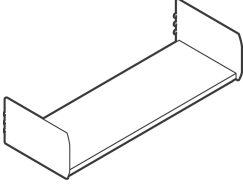
Series 2 Storage

description	w	d	h	lock	pattern no.	V1	V2	P1	P2	P3
 Up-mount overhead cabinet with back and lock	23 <sup>7</sup> / <sub>8</sub> "	14 <sup>1</sup> / <sub>8</sub> "	15"	Y	<b>RS2UM24L</b>	\$921.	\$1,012.	\$676.	\$712.	\$747.
	29 <sup>7</sup> / <sub>8</sub> "	14 <sup>1</sup> / <sub>8</sub> "	15"	Y	<b>RS2UM30L</b>	921.	1,012.	676.	712.	747.
	35 <sup>7</sup> / <sub>8</sub> "	14 <sup>1</sup> / <sub>8</sub> "	15"	Y	<b>RS2UM36L</b>	954.	1,050.	699.	733.	770.
	41 <sup>7</sup> / <sub>8</sub> "	14 <sup>1</sup> / <sub>8</sub> "	15"	Y	<b>RS2UM42L</b>	988.	1,089.	720.	757.	792.
	47 <sup>7</sup> / <sub>8</sub> "	14 <sup>1</sup> / <sub>8</sub> "	15"	Y	<b>RS2UM48L</b>	1,037.	1,138.	732.	769.	809.
	53 <sup>7</sup> / <sub>8</sub> "	14 <sup>1</sup> / <sub>8</sub> "	15"	Y	<b>RS2UM54L</b>	1,446.	1,588.	987.	1,037.	1,088.
	59 <sup>7</sup> / <sub>8</sub> "	14 <sup>1</sup> / <sub>8</sub> "	15"	Y	<b>RS2UM60L</b>	1,446.	1,588.	987.	1,037.	1,088.
	65 <sup>7</sup> / <sub>8</sub> "	14 <sup>1</sup> / <sub>8</sub> "	15"	Y	<b>RS2UM66L</b>	1,512.	1,662.	1,026.	1,078.	1,133.
	71 <sup>7</sup> / <sub>8</sub> "	14 <sup>1</sup> / <sub>8</sub> "	15"	Y	<b>RS2UM72L</b>	1,512.	1,662.	1,026.	1,078.	1,133.

Series 2 Veneer Front Up-mount Overhead Bracket (Reff)	12 <sup>3</sup> / <sub>16</sub> "	<sup>7</sup> / <sub>8</sub> "	11 <sup>3</sup> / <sub>4</sub> "		<b>RB1U18</b>			298.	313.	329.
--	-----------------------------------	-------------------------------	----------------------------------	--	---------------	--	--	------	------	------



Order Code	Specification Information	Application Notes	Critical Dimensions
Example: <b>RS2UM24L-VC 113</b>			
<b>RS2</b> Series 2 Veneer Front (Reff)	Deduct \$20 from the list price for non-locking units. Substitute the "L" suffix with a "N" within the pattern number to designate a non-locking unit, <i>example</i> (RS2UM24N). Units with two doors, deduct \$40 from the list.  24" through 48" wide units have a single door. 54" through 66" wide units have off-set double doors. 72" wide units have two doors. Units with two doors have two locks.  Up-mount brackets are required and must be ordered separately.		Dimensions under, <b>w</b> , <b>d</b> and <b>h</b> are actual to the nearest <sup>1</sup> / <sub>16</sub> ".
<b>UM</b> Up-mount Overhead			
<b>24</b> 24" Wide			
<b>L</b> Locking			
<b>VC</b> Front Finish, Medium Cherry			
<b>113</b> Paint Finish, Dark Grey			

description	w	d	h	pattern no.	P1	P2	P3
Series 2 Overhead Book Shelf (Reff) 	23 7/8"	14 1/8"	8"	<b>RS2BS24</b>	\$165.	\$172.	\$180.
	29 7/8"	14 1/8"	8"	<b>RS2BS30</b>	171.	178.	190.
	35 7/8"	14 1/8"	8"	<b>RS2BS36</b>	171.	178.	190.
	41 7/8"	14 1/8"	8"	<b>RS2BS42</b>	177.	187.	196.
	47 7/8"	14 1/8"	8"	<b>RS2BS48</b>	184.	194.	202.
	53 7/8"	14 1/8"	8"	<b>RS2BS54</b>	204.	214.	225.
	59 7/8"	14 1/8"	8"	<b>RS2BS60</b>	204.	214.	225.
	65 7/8"	14 1/8"	8"	<b>RS2BS66</b>	212.	222.	232.
	71 7/8"	14 1/8"	8"	<b>RS2BS72</b>	212.	222.	232.

Series 2 Veneer Front Storage

Order Code	Specification Information	Application Notes	Critical Dimensions
Example: <b>RS2BS30-113</b> <b>RS2</b> Series 2 Veneer Front <b>BS</b> Book Shelf <b>30</b> 30" wide <b>Y3</b> Dark Grey	<b>Note:</b> Steel construction for use with Reff panels.		Dimensions under, <b>w</b> , <b>d</b> and <b>h</b> are actual to the nearest 1/16".

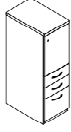
# Storage Towers Veneer Front - Reff S Pull

## 15" Wide Storage Towers

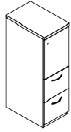
### 50" High

Series 2 Storage

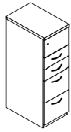
description	type	w	d	h	lock	pattern no.	V1	V2
50" High Single Door tower with two box and one file drawer (right hand shown)	left hand	14 7/8"	23 1/2"	48 3/16"	Y	RT3SLH5015BBFL	\$3,227.	\$3,549.
	right hand	14 7/8"	23 1/2"	48 3/16"	Y	RT3SRH5015BBFL	3,227.	3,549.



50" High Single Door tower with two file drawers (right hand shown)	left hand	14 7/8"	23 1/2"	48 3/16"	Y	RT3SLH5015FFL	2,910.	3,202.
	right hand	14 7/8"	23 1/2"	48 3/16"	Y	RT3SRH5015FFL	2,910.	3,202.



50" High Single Door tower with two box and two file drawers (right hand shown)	left hand	14 7/8"	23 1/2"	48 3/16"	Y	RT3SLH5015BBFFL	3,532.	3,886.
	right hand	14 7/8"	23 1/2"	48 3/16"	Y	RT3SRH5015BBFFL	3,532.	3,886.



#### Order Code

Example:	RT3SLH5715FFL-VC 113
RT3	Series 2 Veneer Front
S	Single Door
LH	Left Hand Access
57	57" High
15	15" Wide
F	File Drawer
F	File Drawer
L	Locking
VC	Front Finish Medium Cherry
113	Case Finish Dark Grey

#### Specification Information

For non-locking towers, deduct \$60 from the list price for single and double door units or \$75 for units with wardrobe. Substitute the "L" suffix with a "N" within the pattern number to designate a non-locking unit, example (RT3SLH6415BBFN)

"M" drawers consisting of a box drawer body with a file drawer head are available by substituting any two "B" or any one "F" character within the pattern number, example (RT3SLH6415MBFN). Multiple "M" drawers may be specified providing they equal the total modules available.

A 6" drawer, behind a cupboard door is available by adding the numeral 1 to the end of the pattern number, example (RT3SLH6415BBFL1). Note: 6" drawer behind doors are not available within the wardrobe portion of towers. Drawers behind doors can be specified with fronts painted in one of 6 accent colors. If an accent color is not selected the fronts will be painted black. Accent colors include, (MEY) Memo Yellow, (MRG) Marine Grey, (SFG) Seafoam Green, (REG) Robbins Egg Blue, (SSP) Sunset Pink and (KRD) Knoll Red.

**Note: Drawer behind doors list pricing is as follows: 1=\$250**

#### Application Notes

Hanging rails and other accessories are not included and must be ordered separately. Hanging rails are included with 24" and 30" wide lateral drawers only. (See *Tower Accessories for pricing and order entry information*)

Half depth adjustable shelves and coat hooks may be ordered separately allowing the cupboard area of the 15", 24" and 30" wide towers to support binders as well as shorter coats. (See *Tower Accessories for pricing and order entry information*)

**Note: Veneer front towers are comprised of a steel case with wood veneer fronts and top.**

Single door towers: Include (2) locks. Double door towers: Include (2) locks. Wardrobe towers: Include (3) locks. 15" wide Side Access Bookcase and Display towers: Include (1) lock. 24" wide Side Access Bookcase and Display towers: Include (2) locks

#### Critical Dimensions

Dimensions under, **w**, **d** and **h** are actual to the nearest 1/16"

42", 50", 57" and 64" Tower Internal Dimensions

- Box and M drawer height: 4 5/16"
- Box and M drawer width: 12 1/16"
- Box and M drawer depth: 18 3/8"
- File drawer height: 9 1/4"
- File drawer width: 12 1/16"
- File drawer depth: 18 3/8"

**Note:** All towers are configured from the top down with standard combinations of box and file drawers.

Pull finish is stainless steel.

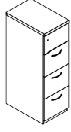
# Storage Towers Veneer Front - Reff S Pull

## 15" Wide Storage Towers

### 50" High

Series 2 Storage

description	type	w	d	h	lock	pattern no.	V1	V2
50" High Single Door tower with three file drawers (right hand shown)	left hand	14 <sup>7</sup> / <sub>8</sub> "	23 <sup>1</sup> / <sub>2</sub> "	48 <sup>5</sup> / <sub>16</sub> "	Y	<b>RT3SLH5015FFFL</b>	\$3,263.	\$3,592.
	right hand	14 <sup>7</sup> / <sub>8</sub> "	23 <sup>1</sup> / <sub>2</sub> "	48 <sup>5</sup> / <sub>16</sub> "	Y	<b>RT3SRH5015FFFL</b>	3,263.	3,592.



Series 2 Veneer Front Storage

#### Order Code

Example:	<b>RT3SLH5715FFL-VC113</b>
<b>RT3</b>	Series 2 Veneer Front
<b>S</b>	Single Door
<b>LH</b>	Left Hand Access
<b>57</b>	57" High
<b>15</b>	15" Wide
<b>F</b>	File Drawer
<b>F</b>	File Drawer
<b>L</b>	Locking
<b>VC</b>	Front Finish Medium Cherry
<b>113</b>	Case Finish Dark Grey

#### Specification Information

For non-locking towers, deduct \$60 from the list price for single and double door units or \$75 for units with wardrobe. Substitute the "L" suffix with a "N" within the pattern number to designate a non-locking unit, example (RT3SLH6415BBFN)

"M" drawers consisting of a box drawer body with a file drawer head are available by substituting any two "B" or any one "F" character within the pattern number, example (RT3SLH6415MFN). Multiple "M" drawers may be specified providing they equal the total modules available.

A 6" drawer, behind a cupboard door is available by adding the numeral 1 to the end of the pattern number, example (RT3SLH6415BBFL1)**Note:** 6" drawer behind doors are not available within the wardrobe portion of towers. Drawers behind doors can be specified with fronts painted in one of 6 accent colors. If an accent color is not selected the fronts will be painted black. Accent colors include, (MEY) Memo Yellow, (MRG) Marine Grey, (SFG) Seafoam Green, (REG) Robbins Egg Blue, (SSP) Sunset Pink and (KRD) Knoll Red.

**Note: Drawer behind doors list pricing is as follows: 1=\$250**

#### Application Notes

Hanging rails and other accessories are not included and must be ordered separately. Hanging rails are included with 24" and 30" wide lateral drawers only. (See *Tower Accessories for pricing and order entry information*)

Half depth adjustable shelves and coat hooks may be ordered separately allowing the cupboard area of the 15", 24" and 30" wide towers to support binders as well as shorter coats. (See *Tower Accessories for pricing and order entry information*)

**Note: Veneer front towers are comprised of a steel case with wood veneer fronts and top.**

Single door towers: Include (2) locks. Double door towers: Include (2) locks. Wardrobe towers: Include (3) locks. 15" wide Side Access Bookcase and Display towers: Include (1) lock. 24" wide Side Access Bookcase and Display towers: Include (2) locks

#### Critical Dimensions

Dimensions under, **w**, **d** and **h** are actual to the nearest <sup>1</sup>/<sub>16</sub>"

42", 50", 57" and 64" Tower Internal Dimensions

- Box and M drawer height: 4<sup>5</sup>/<sub>16</sub>"
- Box and M drawer width: 12<sup>1</sup>/<sub>16</sub>"
- Box and M drawer depth: 18<sup>3</sup>/<sub>8</sub>"
- File drawer height: 9<sup>1</sup>/<sub>4</sub>"
- File drawer width: 12<sup>1</sup>/<sub>16</sub>"
- File drawer depth: 18<sup>3</sup>/<sub>8</sub>"

**Note:** All towers are configured from the top down with standard combinations of box and file drawers.

Pull finish is stainless steel.

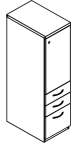
# Storage Towers Veneer Front - Reff S Pull

## 15" Wide Storage Towers

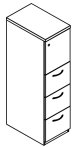
### 57" High

Series 2 Storage

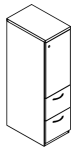
description	type	w	d	h	lock	pattern no.	V1	V2
57" High Single Door tower with two box and one file drawer (right hand shown)	left hand	14 <sup>7</sup> / <sub>8</sub> "	23 1/2"	56 <sup>3</sup> / <sub>16</sub> "	Y	RT3SLH5715BBFL	\$3,304.	\$3,633.
	right hand	14 <sup>7</sup> / <sub>8</sub> "	23 1/2"	56 <sup>3</sup> / <sub>16</sub> "	Y	RT3SRH5715BBFL	3,304.	3,633.



57" High Single Door tower with three file drawers (right hand shown)	left hand	14 <sup>7</sup> / <sub>8</sub> "	23 1/2"	56 <sup>3</sup> / <sub>16</sub> "	Y	RT3SLH5715FFFL	3,336.	3,670.
	right hand	14 <sup>7</sup> / <sub>8</sub> "	23 1/2"	56 <sup>3</sup> / <sub>16</sub> "	Y	RT3SRH5715FFFL	3,336.	3,670.



57" High Single Door tower with two file drawers (right hand shown)	left hand	14 <sup>7</sup> / <sub>8</sub> "	23 1/2"	56 <sup>3</sup> / <sub>16</sub> "	Y	RT3SLH5715FFL	2,987.	3,286.
	right hand	14 <sup>7</sup> / <sub>8</sub> "	23 1/2"	56 <sup>3</sup> / <sub>16</sub> "	Y	RT3SRH5715FFL	2,987.	3,286.



#### Order Code

Example:	RT3SLH5715FFL-VC 113
RT3	Series 2 Veneer Front
S	Single Door
LH	Left Hand Access
57	57" High
15	15" Wide
F	File Drawer
F	File Drawer
L	Locking
VC	Front Finish Medium Cherry
113	Case Finish Dark Grey

#### Specification Information

For non-locking towers, deduct \$60 from the list price for single and double door units or \$75 for units with wardrobe. Substitute the "L" suffix with a "N" within the pattern number to designate a non-locking unit, example (RT3SLH6415BBFN)

"M" drawers consisting of a box drawer body with a file drawer head are available by substituting any two "B" or any one "F" character within the pattern number, example (RT3SLH6415MBFN). Multiple "M" drawers may be specified providing they equal the total modules available.

A 6" drawer, behind a cupboard door is available by adding the numeral 1 to the end of the pattern number, example (RT3SLH6415BBFL1). Note: 6" drawer behind doors are not available within the wardrobe portion of towers. Drawers behind doors can be specified with fronts painted in one of 6 accent colors. If an accent color is not selected the fronts will be painted black. Accent colors include, (MEY) Memo Yellow, (MRG) Marine Grey, (SFG) Seafoam Green, (REG) Robbins Egg Blue, (SSP) Sunset Pink and (KRD) Knoll Red.

**Note: Drawer behind doors list pricing is as follows: 1=\$250**

#### Application Notes

Hanging rails and other accessories are not included and must be ordered separately. Hanging rails are included with 24" and 30" wide lateral drawers only. (See *Tower Accessories for pricing and order entry information*)

Half depth adjustable shelves and coat hooks may be ordered separately allowing the cupboard area of the 15", 24" and 30" wide towers to support binders as well as shorter coats. (See *Tower Accessories for pricing and order entry information*)

**Note: Veneer front towers are comprised of a steel case with wood veneer fronts and top.**

Single door towers: Include (2) locks. Double door towers: Include (2) locks. Wardrobe towers: Include (3) locks. 15" wide Side Access Bookcase and Display towers: Include (1) lock. 24" wide Side Access Bookcase and Display towers: Include (2) locks

#### Critical Dimensions

Dimensions under, **w**, **d** and **h** are actual to the nearest 1/16"

42", 50", 57" and 64" Tower Internal Dimensions

- Box and M drawer height: 4<sup>5</sup>/<sub>16</sub>"
- Box and M drawer width: 12<sup>1</sup>/<sub>16</sub>"
- Box and M drawer depth: 18<sup>3</sup>/<sub>8</sub>"
- File drawer height: 9<sup>1</sup>/<sub>4</sub>"
- File drawer width: 12<sup>1</sup>/<sub>16</sub>"
- File drawer depth: 18<sup>3</sup>/<sub>8</sub>"

**Note:** All towers are configured from the top down with standard combinations of box and file drawers.

Pull finish is stainless steel.



# Storage Towers Veneer Front - Reff S Pull

## 15" Wide Storage Towers

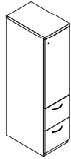
### 64" High

Series 2 Storage

description	type	w	d	h	lock	pattern no.	V1	V2
64" High Single Door tower with two box and one file drawer (right hand shown)	left hand	14 7/8"	23 1/2"	63 3/16"	Y	RT3SLH6415BBFL	\$3,378.	\$3,717.
	right hand	14 7/8"	23 1/2"	63 3/16"	Y	RT3SRH6415BBFL	3,378.	3,717.



64" High Single Door tower with two file drawers (right hand shown)	left hand	14 7/8"	23 1/2"	63 3/16"	Y	RT3SLH6415FFL	3,064.	3,371.
	right hand	14 7/8"	23 1/2"	63 3/16"	Y	RT3SRH6415FFL	3,064.	3,371.



64" High Single Door tower with two box and two file drawers (right hand shown)	left hand	14 7/8"	23 1/2"	63 3/16"	Y	RT3SLH6415BBFFL	3,654.	4,019.
	right hand	14 7/8"	23 1/2"	63 3/16"	Y	RT3SRH6415BBFFL	3,654.	4,019.



Series 2 Veneer Front Storage

#### Order Code

Example:	RT3SLH5715FFL-VC 113
RT3	Series 2 Veneer Front
S	Single Door
LH	Left Hand Access
57	57" High
15	15" Wide
F	File Drawer
F	File Drawer
L	Locking
VC	Front Finish Medium Cherry
113	Case Finish Dark Grey

#### Specification Information

For non-locking towers, deduct \$60 from the list price for single and double door units or \$75 for units with wardrobe. Substitute the "L" suffix with a "N" within the pattern number to designate a non-locking unit, example (RT3SLH6415BBFN)

"M" drawers consisting of a box drawer body with a file drawer head are available by substituting any two "B" or any one "F" character within the pattern number, example (RT3SLH6415MBFN). Multiple "M" drawers may be specified providing they equal the total modules available.

A 6" drawer, behind a cupboard door is available by adding the numeral 1 to the end of the pattern number, example (RT3SLH6415BBFL1). Note: 6" drawer behind doors are not available within the wardrobe portion of towers. Drawers behind doors can be specified with fronts painted in one of 6 accent colors. If an accent color is not selected the fronts will be painted black. Accent colors include, (MEY) Memo Yellow, (MRG) Marine Grey, (SFG) Seafoam Green, (REG) Robbins Egg Blue, (SSP) Sunset Pink and (KRD) Knoll Red.

**Note: Drawer behind doors list pricing is as follows: 1=\$250**

#### Application Notes

Hanging rails and other accessories are not included and must be ordered separately. Hanging rails are included with 24" and 30" wide lateral drawers only. (See *Tower Accessories for pricing and order entry information*)

Half depth adjustable shelves and coat hooks may be ordered separately allowing the cupboard area of the 15", 24" and 30" wide towers to support binders as well as shorter coats. (See *Tower Accessories for pricing and order entry information*)

**Note: Veneer front towers are comprised of a steel case with wood veneer fronts and top.**

Single door towers: Include (2) locks. Double door towers: Include (2) locks. Wardrobe towers: Include (3) locks. 15" wide Side Access Bookcase and Display towers: Include (1) lock. 24" wide Side Access Bookcase and Display towers: Include (2) locks

#### Critical Dimensions

Dimensions under, **w**, **d** and **h** are actual to the nearest 1/16"

42", 50", 57" and 64" Tower Internal Dimensions

- Box and M drawer height: 4 5/16"
- Box and M drawer width: 12 1/16"
- Box and M drawer depth: 18 3/8"
- File drawer height: 9 1/4"
- File drawer width: 12 1/16"
- File drawer depth: 18 3/8"

**Note:** All towers are configured from the top down with standard combinations of box and file drawers.

Pull finish is stainless steel.

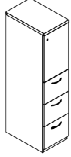
# Storage Towers Veneer Front - Reff S Pull

## 15" Wide Storage Towers

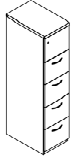
### 64" High

Series 2 Storage

description	type	w	d	h	lock	pattern no.	V1	V2
64" High Single Door tower with three file drawers (right hand shown)	left hand	14 <sup>7</sup> / <sub>8</sub> "	23 <sup>1</sup> / <sub>2</sub> "	63 <sup>3</sup> / <sub>16</sub> "	Y	<b>RT3SLH6415FFFL</b>	\$3,411.	\$3,753.
	right hand	14 <sup>7</sup> / <sub>8</sub> "	23 <sup>1</sup> / <sub>2</sub> "	63 <sup>3</sup> / <sub>16</sub> "	Y	<b>RT3SRH6415FFFL</b>	3,411.	3,753.



64" High Single Door tower with four file drawers (right hand shown)	left hand	14 <sup>7</sup> / <sub>8</sub> "	23 <sup>1</sup> / <sub>2</sub> "	63 <sup>3</sup> / <sub>16</sub> "	Y	<b>RT3SLH6415FFFFL</b>	3,710.	4,079.
	right hand	14 <sup>7</sup> / <sub>8</sub> "	23 <sup>1</sup> / <sub>2</sub> "	63 <sup>3</sup> / <sub>16</sub> "	Y	<b>RT3SRH6415FFFFL</b>	3,710.	4,079.



#### Order Code

Example:	<b>RT3SLH5715FFL-VC</b>
	<b>113</b>
<b>RT3</b>	Series 2 Veneer Front
<b>S</b>	Single Door
<b>LH</b>	Left Hand Access
<b>57</b>	57" High
<b>15</b>	15" Wide
<b>F</b>	File Drawer
<b>F</b>	File Drawer
<b>L</b>	Locking
<b>VC</b>	Front Finish Medium Cherry
<b>113</b>	Case Finish Dark Grey

#### Specification Information

For non-locking towers, deduct \$60 from the list price for single and double door units or \$75 for units with wardrobe. Substitute the "L" suffix with a "N" within the pattern number to designate a non-locking unit, example (RT3SLH6415BBFN)

"M" drawers consisting of a box drawer body with a file drawer head are available by substituting any two "B" or any one "F" character within the pattern number, example (RT3SLH6415MFN). Multiple "M" drawers may be specified providing they equal the total modules available.

A 6" drawer, behind a cupboard door is available by adding the numeral 1 to the end of the pattern number, example (RT3SLH6415BBFL1)**Note:** 6" drawer behind doors are not available within the wardrobe portion of towers. Drawers behind doors can be specified with fronts painted in one of 6 accent colors. If an accent color is not selected the fronts will be painted black. Accent colors include, (MEY) Memo Yellow, (MRG) Marine Grey, (SFG) Seafoam Green, (REG) Robbins Egg Blue, (SSP) Sunset Pink and (KRD) Knoll Red.

**Note: Drawer behind doors list pricing is as follows: 1=\$250**

#### Application Notes

Hanging rails and other accessories are not included and must be ordered separately. Hanging rails are included with 24" and 30" wide lateral drawers only. (See *Tower Accessories for pricing and order entry information*)

Half depth adjustable shelves and coat hooks may be ordered separately allowing the cupboard area of the 15", 24" and 30" wide towers to support binders as well as shorter coats. (See *Tower Accessories for pricing and order entry information*)

**Note: Veneer front towers are comprised of a steel case with wood veneer fronts and top.**

Single door towers: Include (2) locks. Double door towers: Include (2) locks. Wardrobe towers: Include (3) locks. 15" wide Side Access Bookcase and Display towers: Include (1) lock. 24" wide Side Access Bookcase and Display towers: Include (2) locks

#### Critical Dimensions

Dimensions under, **w**, **d** and **h** are actual to the nearest <sup>1</sup>/<sub>16</sub>"

42", 50", 57" and 64" Tower Internal Dimensions

- Box and M drawer height: 4<sup>5</sup>/<sub>16</sub>"
- Box and M drawer width: 12<sup>1</sup>/<sub>16</sub>"
- Box and M drawer depth: 18<sup>3</sup>/<sub>8</sub>"
- File drawer height: 9<sup>1</sup>/<sub>4</sub>"
- File drawer width: 12<sup>1</sup>/<sub>16</sub>"
- File drawer depth: 18<sup>3</sup>/<sub>8</sub>"

**Note:** All towers are configured from the top down with standard combinations of box and file drawers.

Pull finish is stainless steel.

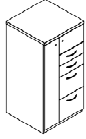
# Storage Towers Veneer Front - Reff S Pull

## 24" Wide Storage Towers

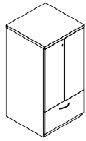
### 50" High

Series 2 Storage

description	type	w	d	h	lock	pattern no.	V1	V2
50" High tower with two box and two file drawers and door and wardrobe (left hand shown)	left hand	23 7/8"	23 1/2"	48 5/16"	Y	RT3WSLH5024BBFFL	\$4,208.	\$4,629.
	right hand	23 7/8"	23 1/2"	48 5/16"	Y	RT3WSRH5024BBFFL	4,208.	4,629.

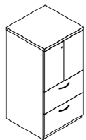


50" High Double Door tower with one wide drawer		23 7/8"	23 1/2"	48 5/16"	Y	RT3D5024WL	3,374.	3,714.
---	--	---------	---------	----------	---	------------	--------	--------



24" and 30" wide double door cabinets may be ordered with a grommet option located in the back of the case by adding a "G" between the 4th and 5th character of the pattern number, example (RT3DG6424WL). Add \$100 for this option. **Note**, by adding a "G" option, the cabinet will also receive AV hinged doors.

50" High Double Door tower with two wide drawers		23 7/8"	23 1/2"	48 5/16"	Y	RT3D5024WWL	3,877.	4,265.
--	--	---------	---------	----------	---	-------------	--------	--------



24" and 30" wide double door cabinets may be ordered with a grommet option located in the back of the case by adding a "G" between the 4th and 5th character of the pattern number, example (RT3DG6424WL). Add \$100 for this option. **Note**, by adding a "G" option, the cabinet will also receive AV hinged doors.

#### Order Code

Example:	RT3SLH5724FFL-VC 113
RT3	Series 2 Veneer Front
S	Single Door
LH	Left Hand Access
57	57" High
24	24" Wide
F	File Drawer
F	File Drawer
L	Locking
VC	Front Finish Medium Cherry
113	Case Finish Dark Grey

#### Specification Information

For non-locking towers, deduct \$60 from the list price for single and double door units or \$75 for units with wardrobe. Substitute the "L" suffix with a "N" within the pattern number to designate a non-locking unit, example (RT3SLH6424BBFN)

"M" drawers consisting of a box drawer body with a file drawer head are available by substituting any two "B" or any one "F" character within the pattern number, example (RT3SLH6424MFN). Multiple "M" drawers may be specified providing they equal the total modules available.

A 6" drawer, behind a cupboard door is available by adding the numeral 1 to the end of the pattern number, example (RT3SLH6424BBFL1)

**Note:** 6" drawer behind doors are not available within the wardrobe portion of towers. Drawers behind doors can be specified with fronts painted in one of 6 accent colors. If an accent color is not selected the fronts will be painted black. Accent colors include, (MEY) Memo Yellow, (MRG) Marine Grey, (SFG) Seafoam Green, (REG) Robbins Egg Blue, (SSP) Sunset Pink and (KRD) Knoll Red.

**Note: Drawer behind doors list pricing is as follows: 1=\$250**

#### Application Notes

**Note:** Within CAP, choose from five front accent colors for 6" drawer behind doors only. Drawer fronts are black unless specified otherwise.

Hanging rails and other accessories are not included and must be ordered separately. Hanging rails are included with 24" and 30" wide lateral drawers only. (See *Tower Accessories for pricing and order entry information*)

Half depth adjustable shelves and coat hooks may be ordered separately allowing the cupboard area of the 15", 24" and 30" wide towers to support binders as well as shorter coats. (See *Tower Accessories for pricing and order entry information*)

**Note: Veneer front towers are comprised of a steel case with wood veneer fronts and top.**

Single door towers: Include (2) locks. Double door towers: Include (2) locks. Wardrobe towers: Include (3) locks. 15" wide Side Access Bookcase and Display towers: Include (1) lock. 24" wide Side Access Bookcase and Display towers: Include (2) locks

#### Critical Dimensions

Dimensions under, **w**, **d** and **h** are actual to the nearest 1/16"

42", 50", 57" and 64" Tower Internal Dimensions

- Box and M drawer height: 4 5/16"
- Box and M drawer width: 12 1/16"
- Box and M drawer depth: 18 3/8"
- File drawer height: 9 1/4"
- File drawer width: 12 1/16"
- File drawer depth: 18 3/8"
- Wide drawer height: 9 9/16"
- Wide drawer width: 20 3/4"
- Wide drawer depth: 22 7/8"

**Note:** All towers are configured from the top down with standard combinations of box and file drawers.

Pull finish is stainless steel.

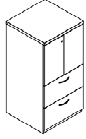
# Storage Towers Veneer Front - Reff S Pull

## 24" Wide Storage Towers

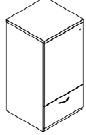
### 50" High

Series 2 Storage

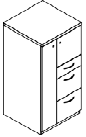
description	type	w	d	h	lock	pattern no.	V1	V2
50" High Single Door tower with two wide drawers (left hand shown)	left hand	23 <sup>7</sup> / <sub>8</sub> "	23 <sup>1</sup> / <sub>2</sub> "	48 <sup>3</sup> / <sub>16</sub> "	Y	<b>RT3SLH5024WWL</b>	\$3,250.	\$3,575.
	right hand	23 <sup>7</sup> / <sub>8</sub> "	23 <sup>1</sup> / <sub>2</sub> "	48 <sup>3</sup> / <sub>16</sub> "	Y	<b>RT3SRH5024WWL</b>	3,250.	3,575.



50" High Single Door tower with wide drawer (left hand shown)	left hand	23 <sup>7</sup> / <sub>8</sub> "	23 <sup>1</sup> / <sub>2</sub> "	48 <sup>3</sup> / <sub>16</sub> "	Y	<b>RT3SLH5024WL</b>	2,640.	2,905.
	right hand	23 <sup>7</sup> / <sub>8</sub> "	23 <sup>1</sup> / <sub>2</sub> "	48 <sup>3</sup> / <sub>16</sub> "	Y	<b>RT3SRH5024WL</b>	2,640.	2,905.



50" High tower with one box and two file drawers and door and wardrobe (left hand shown)	left hand	23 <sup>7</sup> / <sub>8</sub> "	23 <sup>1</sup> / <sub>2</sub> "	48 <sup>3</sup> / <sub>16</sub> "	Y	<b>RT3WSLH5024BFFL</b>	3,830.	4,213.
	right hand	23 <sup>7</sup> / <sub>8</sub> "	23 <sup>1</sup> / <sub>2</sub> "	48 <sup>3</sup> / <sub>16</sub> "	Y	<b>RT3WSRH5024BFFL</b>	3,830.	4,213.



#### Order Code

Example: **RT3SLH5724FFL-VC113**

<b>RT3</b>	Series 2 Veneer Front
<b>S</b>	Single Door
<b>LH</b>	Left Hand Access
<b>57</b>	57" High
<b>24</b>	24" Wide
<b>F</b>	File Drawer
<b>F</b>	File Drawer
<b>L</b>	Locking
<b>VC</b>	Front Finish Medium Cherry
<b>113</b>	Case Finish Dark Grey

#### Specification Information

For non-locking towers, deduct \$60 from the list price for single and double door units or \$75 for units with wardrobe. Substitute the "L" suffix with a "N" within the pattern number to designate a non-locking unit, example (RT3SLH6424BBFN)

"M" drawers consisting of a box drawer body with a file drawer head are available by substituting any two "B" or any one "F" character within the pattern number, example (RT3SLH6424MFN). Multiple "M" drawers may be specified providing they equal the total modules available.

A 6" drawer, behind a cupboard door is available by adding the numeral 1 to the end of the pattern number, example (RT3SLH6424BBFL1)

**Note:** 6" drawer behind doors are not available within the wardrobe portion of towers. Drawers behind doors can be specified with fronts painted in one of 6 accent colors. If an accent color is not selected the fronts will be painted black. Accent colors include, (MEY) Memo Yellow, (MRG) Marine Grey, (SFG) Seafoam Green, (REG) Robbins Egg Blue, (SSP) Sunset Pink and (KRD) Knoll Red.

**Note: Drawer behind doors list pricing is as follows: 1=\$250**

#### Application Notes

**Note:** Within CAP, choose from five front accent colors for 6" drawer behind doors only. Drawer fronts are black unless specified otherwise.

Hanging rails and other accessories are not included and must be ordered separately. Hanging rails are included with 24" and 30" wide lateral drawers only. (See *Tower Accessories for pricing and order entry information*)

Half depth adjustable shelves and coat hooks may be ordered separately allowing the cupboard area of the 15", 24" and 30" wide towers to support binders as well as shorter coats. (See *Tower Accessories for pricing and order entry information*)

**Note: Veneer front towers are comprised of a steel case with wood veneer fronts and top.**

Single door towers: Include (2) locks. Double door towers: Include (2) locks. Wardrobe towers: Include (3) locks. 15" wide Side Access Bookcase and Display towers: Include (1) lock. 24" wide Side Access Bookcase and Display towers: Include (2) locks

#### Critical Dimensions

Dimensions under, **w**, **d** and **h** are actual to the nearest 1/16"

42", 50", 57" and 64" Tower Internal Dimensions

- Box and M drawer height: 4<sup>5</sup>/<sub>16</sub>"
- Box and M drawer width: 12<sup>1</sup>/<sub>16</sub>"
- Box and M drawer depth: 18<sup>3</sup>/<sub>8</sub>"
- File drawer height: 9<sup>1</sup>/<sub>4</sub>"
- File drawer width: 12<sup>1</sup>/<sub>16</sub>"
- File drawer depth: 18<sup>3</sup>/<sub>8</sub>"
- Wide drawer height: 9<sup>9</sup>/<sub>16</sub>"
- Wide drawer width: 20<sup>3</sup>/<sub>4</sub>"
- Wide drawer depth: 22<sup>7</sup>/<sub>8</sub>"

**Note:** All towers are configured from the top down with standard combinations of box and file drawers.

Pull finish is stainless steel.

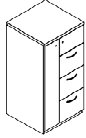
# Storage Towers Veneer Front - Reff S Pull

## 24" Wide Storage Towers

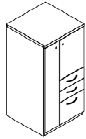
### 50" High

Series 2 Storage

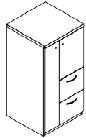
description	type	w	d	h	lock	pattern no.	V1	V2
50" High tower with three file drawers and door and wardrobe (left hand shown)	left hand	23 <sup>7</sup> / <sub>8</sub> "	23 <sup>1</sup> / <sub>2</sub> "	48 <sup>5</sup> / <sub>16</sub> "	Y	RT3WSLH5024FFFL	\$3,852.	\$4,238.
	right hand	23 <sup>7</sup> / <sub>8</sub> "	23 <sup>1</sup> / <sub>2</sub> "	48 <sup>5</sup> / <sub>16</sub> "	Y	RT3WSRH5024FFFL	3,852.	4,238.



50" High tower with two box and one file drawer and door and wardrobe (left hand shown)	left hand	23 <sup>7</sup> / <sub>8</sub> "	23 <sup>1</sup> / <sub>2</sub> "	48 <sup>5</sup> / <sub>16</sub> "	Y	RT3WSLH5024BBFL	3,939.	4,329.
	right hand	23 <sup>7</sup> / <sub>8</sub> "	23 <sup>1</sup> / <sub>2</sub> "	48 <sup>5</sup> / <sub>16</sub> "	Y	RT3WSRH5024BBFL	3,939.	4,329.



50" High tower with two file drawers and door and wardrobe (left hand shown)	left hand	23 <sup>7</sup> / <sub>8</sub> "	23 <sup>1</sup> / <sub>2</sub> "	48 <sup>5</sup> / <sub>16</sub> "	Y	RT3WSLH5024FFL	3,259.	3,582.
	right hand	23 <sup>7</sup> / <sub>8</sub> "	23 <sup>1</sup> / <sub>2</sub> "	48 <sup>5</sup> / <sub>16</sub> "	Y	RT3WSRH5024FFL	3,259.	3,582.



Series 2 Veneer Front Storage

#### Order Code

Example:	<b>RT3SLH5724FFL-VC113</b>
<b>RT3</b>	Series 2 Veneer Front
<b>S</b>	Single Door
<b>LH</b>	Left Hand Access
<b>57</b>	57" High
<b>24</b>	24" Wide
<b>F</b>	File Drawer
<b>F</b>	File Drawer
<b>L</b>	Locking
<b>VC</b>	Front Finish Medium Cherry
<b>113</b>	Case Finish Dark Grey

#### Specification Information

For non-locking towers, deduct \$60 from the list price for single and double door units or \$75 for units with wardrobe. Substitute the "L" suffix with a "N" within the pattern number to designate a non-locking unit, example (RT3SLH6424BBFN)

"M" drawers consisting of a box drawer body with a file drawer head are available by substituting any two "B" or any one "F" character within the pattern number, example (RT3SLH6424MFN). Multiple "M" drawers may be specified providing they equal the total modules available.

A 6" drawer, behind a cupboard door is available by adding the numeral 1 to the end of the pattern number, example (RT3SLH6424BBFL1)

**Note:** 6" drawer behind doors are not available within the wardrobe portion of towers. Drawers behind doors can be specified with fronts painted in one of 6 accent colors. If an accent color is not selected the fronts will be painted black. Accent colors include, (MEY) Memo Yellow, (MRG) Marine Grey, (SFG) Seafoam Green, (REG) Robbins Egg Blue, (SSP) Sunset Pink and (KRD) Knoll Red.

**Note: Drawer behind doors list pricing is as follows: 1=\$250**

#### Application Notes

**Note:** Within CAP, choose from five front accent colors for 6" drawer behind doors only. Drawer fronts are black unless specified otherwise.

Hanging rails and other accessories are not included and must be ordered separately. Hanging rails are included with 24" and 30" wide lateral drawers only. (See *Tower Accessories for pricing and order entry information*)

Half depth adjustable shelves and coat hooks may be ordered separately allowing the cupboard area of the 15", 24" and 30" wide towers to support binders as well as shorter coats. (See *Tower Accessories for pricing and order entry information*)

**Note: Veneer front towers are comprised of a steel case with wood veneer fronts and top.**

Single door towers: Include (2) locks. Double door towers: Include (2) locks. Wardrobe towers: Include (3) locks. 15" wide Side Access Bookcase and Display towers: Include (1) lock. 24" wide Side Access Bookcase and Display towers: Include (2) locks

#### Critical Dimensions

Dimensions under, **w**, **d** and **h** are actual to the nearest 1/16"

42", 50", 57" and 64" Tower Internal Dimensions

- Box and M drawer height: 4<sup>5</sup>/<sub>16</sub>"
- Box and M drawer width: 12<sup>1</sup>/<sub>16</sub>"
- Box and M drawer depth: 18<sup>3</sup>/<sub>8</sub>"
- File drawer height: 9<sup>1</sup>/<sub>4</sub>"
- File drawer width: 12<sup>1</sup>/<sub>16</sub>"
- File drawer depth: 18<sup>3</sup>/<sub>8</sub>"
- Wide drawer height: 9<sup>9</sup>/<sub>16</sub>"
- Wide drawer width: 20<sup>3</sup>/<sub>4</sub>"
- Wide drawer depth: 22<sup>7</sup>/<sub>8</sub>"

**Note:** All towers are configured from the top down with standard combinations of box and file drawers.

Pull finish is stainless steel.

# Storage Towers Veneer Front - Reff S Pull

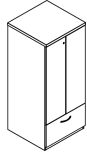
## 24" Wide Storage Towers

### 57" High

Series 2 Storage

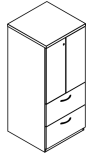
description	type	w	d	h	lock	pattern no.	V1	V2
-------------	------	---	---	---	------	-------------	----	----

57" High Double Door tower with one wide drawer



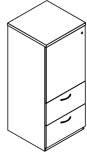
24" and 30" wide double door cabinets may be ordered with a grommet option located in the back of the case by adding a "G" between the 4th and 5th character of the pattern number, example (RT3DG6424WL). Add \$100 for this option. **Note**, by adding a "G" option, the cabinet will also receive AV hinged doors.

57" High Double Door tower with two wide drawers



24" and 30" wide double door cabinets may be ordered with a grommet option located in the back of the case by adding a "G" between the 4th and 5th character of the pattern number, example (RT3DG6424WL). Add \$100 for this option. **Note**, by adding a "G" option, the cabinet will also receive AV hinged doors.

57" High Single Door tower with two wide drawers (left hand shown)



left hand	23 7/8"	23 1/2"	56 3/16"	Y	RT3SLH5724WWL	3,295.	3,625.
right hand	23 7/8"	23 1/2"	56 3/16"	Y	RT3SRH5724WWL	3,295.	3,625.

#### Order Code

Example:	<b>RT3SLH5724FFL-VC 113</b>
<b>RT3</b>	Series 2 Veneer Front
<b>S</b>	Single Door
<b>LH</b>	Left Hand Access
<b>57</b>	57" High
<b>24</b>	24" Wide
<b>F</b>	File Drawer
<b>F</b>	File Drawer
<b>L</b>	Locking
<b>VC</b>	Front Finish Medium Cherry
<b>113</b>	Case Finish Dark Grey

#### Specification Information

For non-locking towers, deduct \$60 from the list price for single and double door units or \$75 for units with wardrobe. Substitute the "L" suffix with a "N" within the pattern number to designate a non-locking unit, example (RT3SLH6424BBFN)

"M" drawers consisting of a box drawer body with a file drawer head are available by substituting any two "B" or any one "F" character within the pattern number, example (RT3SLH6424MFN). Multiple "M" drawers may be specified providing they equal the total modules available.

A 6" drawer, behind a cupboard door is available by adding the numeral 1 to the end of the pattern number, example (RT3SLH6424BBFL1)

**Note:** 6" drawer behind doors are not available within the wardrobe portion of towers. Drawers behind doors can be specified with fronts painted in one of 6 accent colors. If an accent color is not selected the fronts will be painted black. Accent colors include, (MEY) Memo Yellow, (MRG) Marine Grey, (SFG) Seafoam Green, (REG) Robbins Egg Blue, (SSP) Sunset Pink and (KRD) Knoll Red.

**Note: Drawer behind doors list pricing is as follows: 1=\$250**

#### Application Notes

**Note:** Within CAP, choose from five front accent colors for 6" drawer behind doors only. Drawer fronts are black unless specified otherwise.

Hanging rails and other accessories are not included and must be ordered separately. Hanging rails are included with 24" and 30" wide lateral drawers only. (See *Tower Accessories for pricing and order entry information*)

Half depth adjustable shelves and coat hooks may be ordered separately allowing the cupboard area of the 15", 24" and 30" wide towers to support binders as well as shorter coats. (See *Tower Accessories for pricing and order entry information*)

**Note: Veneer front towers are comprised of a steel case with wood veneer fronts and top.**

Single door towers: Include (2) locks. Double door towers: Include (2) locks. Wardrobe towers: Include (3) locks. 15" wide Side Access Bookcase and Display towers: Include (1) lock. 24" wide Side Access Bookcase and Display towers: Include (2) locks

#### Critical Dimensions

Dimensions under, **w**, **d** and **h** are actual to the nearest 1/16"

42", 50", 57" and 64" Tower Internal Dimensions

- Box and M drawer height: 4 5/16"
- Box and M drawer width: 12 1/16"
- Box and M drawer depth: 18 3/8"
- File drawer height: 9 1/4"
- File drawer width: 12 1/16"
- File drawer depth: 18 3/8"
- Wide drawer height: 9 9/16"
- Wide drawer width: 20 3/4"
- Wide drawer depth: 22 7/8"

**Note:** All towers are configured from the top down with standard combinations of box and file drawers.

Pull finish is stainless steel.

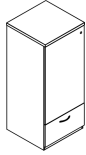
# Storage Towers Veneer Front - Reff S Pull

## 24" Wide Storage Towers

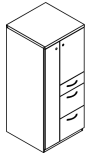
### 57" High

Series 2 Storage

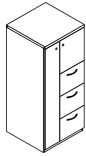
description	type	w	d	h	lock	pattern no.	V1	V2
57" High Single Door tower with wide drawer (left hand shown)	left hand	23 <sup>7</sup> / <sub>8</sub> "	23 <sup>1</sup> / <sub>2</sub> "	56 <sup>3</sup> / <sub>16</sub> "	Y	RT3SLH5724WL	\$2,727.	\$2,998.
	right hand	23 <sup>7</sup> / <sub>8</sub> "	23 <sup>1</sup> / <sub>2</sub> "	56 <sup>3</sup> / <sub>16</sub> "	Y	RT3SRH5724WL	2,727.	2,998.



57" High tower with one box and two file drawers and door and wardrobe (left hand shown)	left hand	23 <sup>7</sup> / <sub>8</sub> "	23 <sup>1</sup> / <sub>2</sub> "	56 <sup>3</sup> / <sub>16</sub> "	Y	RT3WSLH5724BFFL	3,947.	4,344.
	right hand	23 <sup>7</sup> / <sub>8</sub> "	23 <sup>1</sup> / <sub>2</sub> "	56 <sup>3</sup> / <sub>16</sub> "	Y	RT3WSRH5724BFFL	3,947.	4,344.



57" High tower with three file drawers and door and wardrobe (left hand shown)	left hand	23 <sup>7</sup> / <sub>8</sub> "	23 <sup>1</sup> / <sub>2</sub> "	56 <sup>3</sup> / <sub>16</sub> "	Y	RT3WSLH5724FFFL	3,945.	4,340.
	right hand	23 <sup>7</sup> / <sub>8</sub> "	23 <sup>1</sup> / <sub>2</sub> "	56 <sup>3</sup> / <sub>16</sub> "	Y	RT3WSRH5724FFFL	3,945.	4,340.



Series 2 Veneer Front Storage

#### Order Code

Example:	RT3SLH5724FFL-VC 113
<b>RT3</b>	Series 2 Veneer Front
<b>S</b>	Single Door
<b>LH</b>	Left Hand Access
<b>57</b>	57" High
<b>24</b>	24" Wide
<b>F</b>	File Drawer
<b>F</b>	File Drawer
<b>L</b>	Locking
<b>VC</b>	Front Finish Medium Cherry
<b>113</b>	Case Finish Dark Grey

#### Specification Information

For non-locking towers, deduct \$60 from the list price for single and double door units or \$75 for units with wardrobe. Substitute the "L" suffix with a "N" within the pattern number to designate a non-locking unit, example (RT3SLH6424BBFN)

"M" drawers consisting of a box drawer body with a file drawer head are available by substituting any two "B" or any one "F" character within the pattern number, example (RT3SLH6424MFN). Multiple "M" drawers may be specified providing they equal the total modules available.

A 6" drawer, behind a cupboard door is available by adding the numeral 1 to the end of the pattern number, example (RT3SLH6424BBFL1)

**Note:** 6" drawer behind doors are not available within the wardrobe portion of towers. Drawers behind doors can be specified with fronts painted in one of 6 accent colors. If an accent color is not selected the fronts will be painted black. Accent colors include, (MEY) Memo Yellow, (MRG) Marine Grey, (SFG) Seafoam Green, (REG) Robbins Egg Blue, (SSP) Sunset Pink and (KRD) Knoll Red.

**Note: Drawer behind doors list pricing is as follows: 1=\$250**

#### Application Notes

**Note:** Within CAP, choose from five front accent colors for 6" drawer behind doors only. Drawer fronts are black unless specified otherwise.

Hanging rails and other accessories are not included and must be ordered separately. Hanging rails are included with 24" and 30" wide lateral drawers only. (See *Tower Accessories for pricing and order entry information*)

Half depth adjustable shelves and coat hooks may be ordered separately allowing the cupboard area of the 15", 24" and 30" wide towers to support binders as well as shorter coats. (See *Tower Accessories for pricing and order entry information*)

**Note: Veneer front towers are comprised of a steel case with wood veneer fronts and top.**

Single door towers: Include (2) locks. Double door towers: Include (2) locks. Wardrobe towers: Include (3) locks. 15" wide Side Access Bookcase and Display towers: Include (1) lock. 24" wide Side Access Bookcase and Display towers: Include (2) locks

#### Critical Dimensions

Dimensions under, **w**, **d** and **h** are actual to the nearest 1/16"

42", 50", 57" and 64" Tower Internal Dimensions

- Box and M drawer height: 4<sup>5</sup>/<sub>16</sub>"
- Box and M drawer width: 12<sup>1</sup>/<sub>16</sub>"
- Box and M drawer depth: 18<sup>3</sup>/<sub>8</sub>"
- File drawer height: 9<sup>1</sup>/<sub>4</sub>"
- File drawer width: 12<sup>1</sup>/<sub>16</sub>"
- File drawer depth: 18<sup>3</sup>/<sub>8</sub>"
- Wide drawer height: 9<sup>9</sup>/<sub>16</sub>"
- Wide drawer width: 20<sup>3</sup>/<sub>4</sub>"
- Wide drawer depth: 22<sup>7</sup>/<sub>8</sub>"

**Note:** All towers are configured from the top down with standard combinations of box and file drawers.

Pull finish is stainless steel.

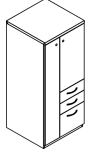
# Storage Towers Veneer Front - Reff S Pull

## 24" Wide Storage Towers

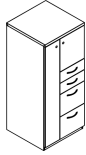
### 57" High

Series 2 Storage

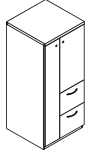
description	type	w	d	h	lock	pattern no.	V1	V2
57" High tower with two box and one file drawer and door and wardrobe (left hand shown)	left hand	23 <sup>7</sup> / <sub>8</sub> "	23 <sup>1</sup> / <sub>2</sub> "	56 <sup>3</sup> / <sub>16</sub> "	Y	RT3WSLH5724BBFL	\$3,968.	\$4,363.
	right hand	23 <sup>7</sup> / <sub>8</sub> "	23 <sup>1</sup> / <sub>2</sub> "	56 <sup>3</sup> / <sub>16</sub> "	Y	RT3WSRH5724BBFL	3,968.	4,363.



57" High tower with two box and two file drawers and door and wardrobe (left hand shown)	left hand	23 <sup>7</sup> / <sub>8</sub> "	23 <sup>1</sup> / <sub>2</sub> "	56 <sup>3</sup> / <sub>16</sub> "	Y	RT3WSLH5724BBFFL	4,298.	4,729.
	right hand	23 <sup>7</sup> / <sub>8</sub> "	23 <sup>1</sup> / <sub>2</sub> "	56 <sup>3</sup> / <sub>16</sub> "	Y	RT3WSRH5724BBFFL	4,298.	4,729.



57" High tower with two file drawers and door and wardrobe (left hand shown)	left hand	23 <sup>7</sup> / <sub>8</sub> "	23 <sup>1</sup> / <sub>2</sub> "	56 <sup>3</sup> / <sub>16</sub> "	Y	RT3WSLH5724FFL	3,365.	3,699.
	right hand	23 <sup>7</sup> / <sub>8</sub> "	23 <sup>1</sup> / <sub>2</sub> "	56 <sup>3</sup> / <sub>16</sub> "	Y	RT3WSRH5724FFL	3,365.	3,699.



#### Order Code

Example:	RT3SLH5724FFL-VC 113
RT3	Series 2 Veneer Front
S	Single Door
LH	Left Hand Access
57	57" High
24	24" Wide
F	File Drawer
F	File Drawer
L	Locking
VC	Front Finish Medium Cherry
113	Case Finish Dark Grey

#### Specification Information

For non-locking towers, deduct \$60 from the list price for single and double door units or \$75 for units with wardrobe. Substitute the "L" suffix with a "N" within the pattern number to designate a non-locking unit, example (RT3SLH6424BBFN)

"M" drawers consisting of a box drawer body with a file drawer head are available by substituting any two "B" or any one "F" character within the pattern number, example (RT3SLH6424MFN). Multiple "M" drawers may be specified providing they equal the total modules available.

A 6" drawer, behind a cupboard door is available by adding the numeral 1 to the end of the pattern number, example (RT3SLH6424BBFL1)

**Note:** 6" drawer behind doors are not available within the wardrobe portion of towers. Drawers behind doors can be specified with fronts painted in one of 6 accent colors. If an accent color is not selected the fronts will be painted black. Accent colors include, (MEY) Memo Yellow, (MRG) Marine Grey, (SFG) Seafoam Green, (REG) Robbins Egg Blue, (SSP) Sunset Pink and (KRD) Knoll Red.

**Note: Drawer behind doors list pricing is as follows: 1=\$250**

#### Application Notes

**Note:** Within CAP, choose from five front accent colors for 6" drawer behind doors only. Drawer fronts are black unless specified otherwise.

Hanging rails and other accessories are not included and must be ordered separately. Hanging rails are included with 24" and 30" wide lateral drawers only. (See *Tower Accessories for pricing and order entry information*)

Half depth adjustable shelves and coat hooks may be ordered separately allowing the cupboard area of the 15", 24" and 30" wide towers to support binders as well as shorter coats. (See *Tower Accessories for pricing and order entry information*)

**Note: Veneer front towers are comprised of a steel case with wood veneer fronts and top.**

Single door towers: Include (2) locks. Double door towers: Include (2) locks. Wardrobe towers: Include (3) locks. 15" wide Side Access Bookcase and Display towers: Include (1) lock. 24" wide Side Access Bookcase and Display towers: Include (2) locks

#### Critical Dimensions

Dimensions under, **w**, **d** and **h** are actual to the nearest 1/16"

42", 50", 57" and 64" Tower Internal Dimensions

- Box and M drawer height: 4<sup>5</sup>/<sub>16</sub>"
- Box and M drawer width: 12<sup>1</sup>/<sub>16</sub>"
- Box and M drawer depth: 18<sup>3</sup>/<sub>8</sub>"
- File drawer height: 9<sup>1</sup>/<sub>4</sub>"
- File drawer width: 12<sup>1</sup>/<sub>16</sub>"
- File drawer depth: 18<sup>3</sup>/<sub>8</sub>"
- Wide drawer height: 9<sup>9</sup>/<sub>16</sub>"
- Wide drawer width: 20<sup>3</sup>/<sub>4</sub>"
- Wide drawer depth: 22<sup>7</sup>/<sub>8</sub>"

**Note:** All towers are configured from the top down with standard combinations of box and file drawers.

Pull finish is stainless steel.



# Storage Towers Veneer Front - Reff S Pull

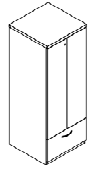
## 24" Wide Storage Towers

### 64" High

Series 2 Storage

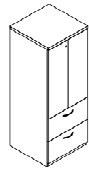
description	type	w	d	h	lock	pattern no.	V1	V2
-------------	------	---	---	---	------	-------------	----	----

64" High Double Door tower with one wide drawer		23 <sup>7</sup> / <sub>8</sub> "	23 <sup>1</sup> / <sub>2</sub> "	63 <sup>5</sup> / <sub>16</sub> "	Y	<b>RT3D6424WL</b>	\$3,509.	\$3,861.
---	--	----------------------------------	----------------------------------	-----------------------------------	---	-------------------	----------	----------



24" and 30" wide double door cabinets may be ordered with a grommet option located in the back of the case by adding a "G" between the 4th and 5th character of the pattern number, example (RT3D**G**6424WL). Add \$100 for this option. **Note**, by adding a "G" option, the cabinet will also receive AV hinged doors.

64" High Double Door tower with two wide drawers		23 <sup>7</sup> / <sub>8</sub> "	23 <sup>1</sup> / <sub>2</sub> "	63 <sup>5</sup> / <sub>16</sub> "	Y	<b>RT3D6424WWL</b>	4,163.	4,580.
--	--	----------------------------------	----------------------------------	-----------------------------------	---	--------------------	--------	--------



24" and 30" wide double door cabinets may be ordered with a grommet option located in the back of the case by adding a "G" between the 4th and 5th character of the pattern number, example (RT3D**G**6424WL). Add \$100 for this option. **Note**, by adding a "G" option, the cabinet will also receive AV hinged doors.

Series 2 Veneer Front Storage

#### Order Code

Example:	<b>RT3SLH5724FFL-VC</b> <b>113</b>
<b>RT3</b>	Series 2 Veneer Front
<b>S</b>	Single Door
<b>LH</b>	Left Hand Access
<b>57</b>	57" High
<b>24</b>	24" Wide
<b>F</b>	File Drawer
<b>F</b>	File Drawer
<b>L</b>	Locking
<b>VC</b>	Front Finish Medium Cherry
<b>113</b>	Case Finish Dark Grey

#### Specification Information

For non-locking towers, deduct \$60 from the list price for single and double door units or \$75 for units with wardrobe. Substitute the "L" suffix with a "N" within the pattern number to designate a non-locking unit, example (RT3SLH6424BBFN)

"M" drawers consisting of a box drawer body with a file drawer head are available by substituting any two "B" or any one "F" character within the pattern number, example (RT3SLH6424MFN). Multiple "M" drawers may be specified providing they equal the total modules available.

A 6" drawer, behind a cupboard door is available by adding the numeral 1 to the end of the pattern number, example (RT3SLH6424BBFL1)

**Note:** 6" drawer behind doors are not available within the wardrobe portion of towers. Drawers behind doors can be specified with fronts painted in one of 6 accent colors. If an accent color is not selected the fronts will be painted black. Accent colors include, (MEY) Memo Yellow, (MRG) Marine Grey, (SFG) Seafoam Green, (REG) Robbins Egg Blue, (SSP) Sunset Pink and (KRD) Knoll Red.

**Note: Drawer behind doors list pricing is as follows: 1=\$250**

#### Application Notes

**Note:** Within CAP, choose from five front accent colors for 6" drawer behind doors only. Drawer fronts are black unless specified otherwise.

Hanging rails and other accessories are not included and must be ordered separately. Hanging rails are included with 24" and 30" wide lateral drawers only. (See *Tower Accessories for pricing and order entry information*)

Half depth adjustable shelves and coat hooks may be ordered separately allowing the cupboard area of the 15", 24" and 30" wide towers to support binders as well as shorter coats. (See *Tower Accessories for pricing and order entry information*)

**Note: Veneer front towers are comprised of a steel case with wood veneer fronts and top.**

Single door towers: Include (2) locks. Double door towers: Include (2) locks. Wardrobe towers: Include (3) locks. 15" wide Side Access Bookcase and Display towers: Include (1) lock. 24" wide Side Access Bookcase and Display towers: Include (2) locks

#### Critical Dimensions

Dimensions under, **w**, **d** and **h** are actual to the nearest 1/16"

42", 50", 57" and 64" Tower Internal Dimensions

- Box and M drawer height: 4<sup>5</sup>/<sub>16</sub>"
- Box and M drawer width: 12<sup>1</sup>/<sub>16</sub>"
- Box and M drawer depth: 18<sup>3</sup>/<sub>8</sub>"
- File drawer height: 9<sup>1</sup>/<sub>4</sub>"
- File drawer width: 12<sup>1</sup>/<sub>16</sub>"
- File drawer depth: 18<sup>3</sup>/<sub>8</sub>"
- Wide drawer height: 9<sup>9</sup>/<sub>16</sub>"
- Wide drawer width: 20<sup>3</sup>/<sub>4</sub>"
- Wide drawer depth: 22<sup>7</sup>/<sub>8</sub>"

**Note:** All towers are configured from the top down with standard combinations of box and file drawers.

Pull finish is stainless steel.

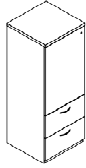
# Storage Towers Veneer Front - Reff S Pull

## 24" Wide Storage Towers

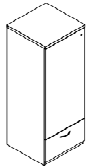
### 64" High

Series 2 Storage

description	type	w	d	h	lock	pattern no.	V1	V2
64" High Single Door tower with two wide drawers (left hand shown)	left hand	23 <sup>7</sup> / <sub>8</sub> "	23 <sup>1</sup> / <sub>2</sub> "	63 <sup>5</sup> / <sub>16</sub> "	Y	<b>RT3SLH6424WWL</b>	\$3,317.	\$3,649.
	right hand	23 <sup>7</sup> / <sub>8</sub> "	23 <sup>1</sup> / <sub>2</sub> "	63 <sup>5</sup> / <sub>16</sub> "	Y	<b>RT3SRH6424WWL</b>	3,317.	3,649.



64" High Single Door tower with wide drawer (left hand shown)	left hand	23 <sup>7</sup> / <sub>8</sub> "	23 <sup>1</sup> / <sub>2</sub> "	63 <sup>5</sup> / <sub>16</sub> "	Y	<b>RT3SLH6424WL</b>	2,797.	3,079.
	right hand	23 <sup>7</sup> / <sub>8</sub> "	23 <sup>1</sup> / <sub>2</sub> "	63 <sup>5</sup> / <sub>16</sub> "	Y	<b>RT3SRH6424WL</b>	2,797.	3,079.



#### Order Code

Example:	<b>RT3SLH5724FFL-VC113</b>
<b>RT3</b>	Series 2 Veneer Front
<b>S</b>	Single Door
<b>LH</b>	Left Hand Access
<b>57</b>	57" High
<b>24</b>	24" Wide
<b>F</b>	File Drawer
<b>F</b>	File Drawer
<b>L</b>	Locking
<b>VC</b>	Front Finish Medium Cherry
<b>113</b>	Case Finish Dark Grey

#### Specification Information

For non-locking towers, deduct \$60 from the list price for single and double door units or \$75 for units with wardrobe. Substitute the "L" suffix with a "N" within the pattern number to designate a non-locking unit, example (RT3SLH6424BBFN)

"M" drawers consisting of a box drawer body with a file drawer head are available by substituting any two "B" or any one "F" character within the pattern number, example (RT3SLH6424MFN). Multiple "M" drawers may be specified providing they equal the total modules available.

A 6" drawer, behind a cupboard door is available by adding the numeral 1 to the end of the pattern number, example (RT3SLH6424BBFL1)

**Note:** 6" drawer behind doors are not available within the wardrobe portion of towers. Drawers behind doors can be specified with fronts painted in one of 6 accent colors. If an accent color is not selected the fronts will be painted black. Accent colors include, (MEY) Memo Yellow, (MRG) Marine Grey, (SFG) Seafoam Green, (REG) Robbins Egg Blue, (SSP) Sunset Pink and (KRD) Knoll Red.

**Note: Drawer behind doors list pricing is as follows: 1=\$250**

#### Application Notes

**Note:** Within CAP, choose from five front accent colors for 6" drawer behind doors only. Drawer fronts are black unless specified otherwise.

Hanging rails and other accessories are not included and must be ordered separately. Hanging rails are included with 24" and 30" wide lateral drawers only. (See *Tower Accessories for pricing and order entry information*)

Half depth adjustable shelves and coat hooks may be ordered separately allowing the cupboard area of the 15", 24" and 30" wide towers to support binders as well as shorter coats. (See *Tower Accessories for pricing and order entry information*)

**Note: Veneer front towers are comprised of a steel case with wood veneer fronts and top.**

Single door towers: Include (2) locks. Double door towers: Include (2) locks. Wardrobe towers: Include (3) locks. 15" wide Side Access Bookcase and Display towers: Include (1) lock. 24" wide Side Access Bookcase and Display towers: Include (2) locks

#### Critical Dimensions

Dimensions under, **w**, **d** and **h** are actual to the nearest 1/16"

42", 50", 57" and 64" Tower Internal Dimensions

- Box and M drawer height: 4<sup>5</sup>/<sub>16</sub>"
- Box and M drawer width: 12<sup>1</sup>/<sub>16</sub>"
- Box and M drawer depth: 18<sup>3</sup>/<sub>8</sub>"
- File drawer height: 9<sup>1</sup>/<sub>4</sub>"
- File drawer width: 12<sup>1</sup>/<sub>16</sub>"
- File drawer depth: 18<sup>3</sup>/<sub>8</sub>"
- Wide drawer height: 9<sup>9</sup>/<sub>16</sub>"
- Wide drawer width: 20<sup>3</sup>/<sub>4</sub>"
- Wide drawer depth: 22<sup>7</sup>/<sub>8</sub>"

**Note:** All towers are configured from the top down with standard combinations of box and file drawers.

Pull finish is stainless steel.

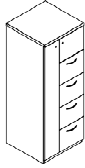
# Storage Towers Veneer Front - Reff S Pull

## 24" Wide Storage Towers

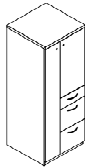
### 64" High

Series 2 Storage

description	type	w	d	h	lock	pattern no.	V1	V2
64" High tower with four file drawers and door and wardrobe (left hand shown)	left hand	23 <sup>7</sup> / <sub>8</sub> "	23 <sup>1</sup> / <sub>2</sub> "	63 <sup>5</sup> / <sub>16</sub> "	Y	<b>RT3WSLH6424FFFFL</b>	\$4,447.	\$4,890.
	right hand	23 <sup>7</sup> / <sub>8</sub> "	23 <sup>1</sup> / <sub>2</sub> "	63 <sup>5</sup> / <sub>16</sub> "	Y	<b>RT3WSRH6424FFFFL</b>	4,447.	4,890.



64" High tower with one box and two file drawers and door and wardrobe (left hand shown)	left hand	23 <sup>7</sup> / <sub>8</sub> "	23 <sup>1</sup> / <sub>2</sub> "	63 <sup>5</sup> / <sub>16</sub> "	Y	<b>RT3WSLH6424BFFL</b>	4,063.	4,467.
	right hand	23 <sup>7</sup> / <sub>8</sub> "	23 <sup>1</sup> / <sub>2</sub> "	63 <sup>5</sup> / <sub>16</sub> "	Y	<b>RT3WSRH6424BFFL</b>	4,063.	4,467.



Series 2 Veneer Front Storage

#### Order Code

Example:	<b>RT3SLH5724FFL-VC113</b>
<b>RT3</b>	Series 2 Veneer Front
<b>S</b>	Single Door
<b>LH</b>	Left Hand Access
<b>57</b>	57" High
<b>24</b>	24" Wide
<b>F</b>	File Drawer
<b>F</b>	File Drawer
<b>L</b>	Locking
<b>VC</b>	Front Finish Medium Cherry
<b>113</b>	Case Finish Dark Grey

#### Specification Information

For non-locking towers, deduct \$60 from the list price for single and double door units or \$75 for units with wardrobe. Substitute the "L" suffix with a "N" within the pattern number to designate a non-locking unit, example (RT3SLH6424BBFN)

"M" drawers consisting of a box drawer body with a file drawer head are available by substituting any two "B" or any one "F" character within the pattern number, example (RT3SLH6424MFN). Multiple "M" drawers may be specified providing they equal the total modules available.

A 6" drawer, behind a cupboard door is available by adding the numeral 1 to the end of the pattern number, example (RT3SLH6424BBFL1)

**Note:** 6" drawer behind doors are not available within the wardrobe portion of towers. Drawers behind doors can be specified with fronts painted in one of 6 accent colors. If an accent color is not selected the fronts will be painted black. Accent colors include, (MEY) Memo Yellow, (MRG) Marine Grey, (SFG) Seafoam Green, (REG) Robbins Egg Blue, (SSP) Sunset Pink and (KRD) Knoll Red.

**Note: Drawer behind doors list pricing is as follows: 1=\$250**

#### Application Notes

**Note:** Within CAP, choose from five front accent colors for 6" drawer behind doors only. Drawer fronts are black unless specified otherwise.

Hanging rails and other accessories are not included and must be ordered separately. Hanging rails are included with 24" and 30" wide lateral drawers only. (See *Tower Accessories for pricing and order entry information*)

Half depth adjustable shelves and coat hooks may be ordered separately allowing the cupboard area of the 15", 24" and 30" wide towers to support binders as well as shorter coats. (See *Tower Accessories for pricing and order entry information*)

**Note: Veneer front towers are comprised of a steel case with wood veneer fronts and top.**

Single door towers: Include (2) locks. Double door towers: Include (2) locks. Wardrobe towers: Include (3) locks. 15" wide Side Access Bookcase and Display towers: Include (1) lock. 24" wide Side Access Bookcase and Display towers: Include (2) locks

#### Critical Dimensions

Dimensions under, **w**, **d** and **h** are actual to the nearest 1/16"

42", 50", 57" and 64" Tower Internal Dimensions

- Box and M drawer height: 4<sup>5</sup>/<sub>16</sub>"
- Box and M drawer width: 12<sup>1</sup>/<sub>16</sub>"
- Box and M drawer depth: 18<sup>3</sup>/<sub>8</sub>"
- File drawer height: 9<sup>1</sup>/<sub>4</sub>"
- File drawer width: 12<sup>1</sup>/<sub>16</sub>"
- File drawer depth: 18<sup>3</sup>/<sub>8</sub>"
- Wide drawer height: 9<sup>9</sup>/<sub>16</sub>"
- Wide drawer width: 20<sup>3</sup>/<sub>4</sub>"
- Wide drawer depth: 22<sup>7</sup>/<sub>8</sub>"

**Note:** All towers are configured from the top down with standard combinations of box and file drawers.

Pull finish is stainless steel.

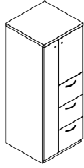
# Storage Towers Veneer Front - Reff S Pull

## 24" Wide Storage Towers

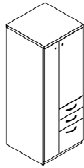
### 64" High

Series 2 Storage

description	type	w	d	h	lock	pattern no.	V1	V2
64" High tower with three file drawers and door and wardrobe (left hand shown)	left hand	23 <sup>7</sup> / <sub>8</sub> "	23 <sup>1</sup> / <sub>2</sub> "	63 <sup>5</sup> / <sub>16</sub> "	Y	RT3WSLH6424FFFL	\$4,039.	\$4,442.
	right hand	23 <sup>7</sup> / <sub>8</sub> "	23 <sup>1</sup> / <sub>2</sub> "	63 <sup>5</sup> / <sub>16</sub> "	Y	RT3WSRH6424FFFL	4,039.	4,442.



64" High tower with two box and one file drawer and door and wardrobe (left hand shown)	left hand	23 <sup>7</sup> / <sub>8</sub> "	23 <sup>1</sup> / <sub>2</sub> "	63 <sup>5</sup> / <sub>16</sub> "	Y	RT3WSLH6424BBFL	3,977.	4,374.
	right hand	23 <sup>7</sup> / <sub>8</sub> "	23 <sup>1</sup> / <sub>2</sub> "	63 <sup>5</sup> / <sub>16</sub> "	Y	RT3WSRH6424BBFL	3,977.	4,374.



#### Order Code

Example:	RT3SLH5724FFL-VC 113
RT3	Series 2 Veneer Front
S	Single Door
LH	Left Hand Access
57	57" High
24	24" Wide
F	File Drawer
F	File Drawer
L	Locking
VC	Front Finish Medium Cherry
113	Case Finish Dark Grey

#### Specification Information

For non-locking towers, deduct \$60 from the list price for single and double door units or \$75 for units with wardrobe. Substitute the "L" suffix with a "N" within the pattern number to designate a non-locking unit, example (RT3SLH6424BBFN)

"M" drawers consisting of a box drawer body with a file drawer head are available by substituting any two "B" or any one "F" character within the pattern number, example (RT3SLH6424MFN). Multiple "M" drawers may be specified providing they equal the total modules available.

A 6" drawer, behind a cupboard door is available by adding the numeral 1 to the end of the pattern number, example (RT3SLH6424BBFL1)

**Note:** 6" drawer behind doors are not available within the wardrobe portion of towers. Drawers behind doors can be specified with fronts painted in one of 6 accent colors. If an accent color is not selected the fronts will be painted black. Accent colors include, (MEY) Memo Yellow, (MRG) Marine Grey, (SFG) Seafoam Green, (REG) Robbins Egg Blue, (SSP) Sunset Pink and (KRD) Knoll Red.

**Note: Drawer behind doors list pricing is as follows: 1=\$250**

#### Application Notes

**Note:** Within CAP, choose from five front accent colors for 6" drawer behind doors only. Drawer fronts are black unless specified otherwise.

Hanging rails and other accessories are not included and must be ordered separately. Hanging rails are included with 24" and 30" wide lateral drawers only. (See *Tower Accessories for pricing and order entry information*)

Half depth adjustable shelves and coat hooks may be ordered separately allowing the cupboard area of the 15", 24" and 30" wide towers to support binders as well as shorter coats. (See *Tower Accessories for pricing and order entry information*)

**Note: Veneer front towers are comprised of a steel case with wood veneer fronts and top.**

Single door towers: Include (2) locks. Double door towers: Include (2) locks. Wardrobe towers: Include (3) locks. 15" wide Side Access Bookcase and Display towers: Include (1) lock. 24" wide Side Access Bookcase and Display towers: Include (2) locks

#### Critical Dimensions

Dimensions under, **w**, **d** and **h** are actual to the nearest 1/16"

42", 50", 57" and 64" Tower Internal Dimensions

- Box and M drawer height: 4<sup>5</sup>/<sub>16</sub>"
- Box and M drawer width: 12<sup>1</sup>/<sub>16</sub>"
- Box and M drawer depth: 18<sup>3</sup>/<sub>8</sub>"
- File drawer height: 9<sup>1</sup>/<sub>4</sub>"
- File drawer width: 12<sup>1</sup>/<sub>16</sub>"
- File drawer depth: 18<sup>3</sup>/<sub>8</sub>"
- Wide drawer height: 9<sup>9</sup>/<sub>16</sub>"
- Wide drawer width: 20<sup>3</sup>/<sub>4</sub>"
- Wide drawer depth: 22<sup>7</sup>/<sub>8</sub>"

**Note:** All towers are configured from the top down with standard combinations of box and file drawers.

Pull finish is stainless steel.

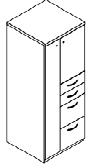
# Storage Towers Veneer Front - Reff S Pull

## 24" Wide Storage Towers

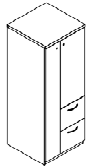
### 64" High

Series 2 Storage

description	type	w	d	h	lock	pattern no.	V1	V2
64" High tower with two box and two file drawers and door and wardrobe (left hand shown)	left hand	23 <sup>7</sup> / <sub>8</sub> "	23 <sup>1</sup> / <sub>2</sub> "	63 <sup>5</sup> / <sub>16</sub> "	Y	RT3WSLH6424BBFFL	\$4,387.	\$4,826.
	right hand	23 <sup>7</sup> / <sub>8</sub> "	23 <sup>1</sup> / <sub>2</sub> "	63 <sup>5</sup> / <sub>16</sub> "	Y	RT3WSRH6424BBFFL	4,387.	4,826.



64" High tower with two file drawers and door and wardrobe (left hand shown)	left hand	23 <sup>7</sup> / <sub>8</sub> "	23 <sup>1</sup> / <sub>2</sub> "	63 <sup>5</sup> / <sub>16</sub> "	Y	RT3WSLH6424FFL	3,402.	3,740.
	right hand	23 <sup>7</sup> / <sub>8</sub> "	23 <sup>1</sup> / <sub>2</sub> "	63 <sup>5</sup> / <sub>16</sub> "	Y	RT3WSRH6424FFL	3,402.	3,740.



Series 2 Veneer Front Storage

#### Order Code

Example:	RT3SLH5724FFL-VC 113
<b>RT3</b>	Series 2 Veneer Front
<b>S</b>	Single Door
<b>LH</b>	Left Hand Access
<b>57</b>	57" High
<b>24</b>	24" Wide
<b>F</b>	File Drawer
<b>F</b>	File Drawer
<b>L</b>	Locking
<b>VC</b>	Front Finish Medium Cherry
<b>113</b>	Case Finish Dark Grey

#### Specification Information

For non-locking towers, deduct \$60 from the list price for single and double door units or \$75 for units with wardrobe. Substitute the "L" suffix with a "N" within the pattern number to designate a non-locking unit, example (RT3SLH6424BBFN)

"M" drawers consisting of a box drawer body with a file drawer head are available by substituting any two "B" or any one "F" character within the pattern number, example (RT3SLH6424MFN). Multiple "M" drawers may be specified providing they equal the total modules available.

A 6" drawer, behind a cupboard door is available by adding the numeral 1 to the end of the pattern number, example (RT3SLH6424BBFL1)

**Note:** 6" drawer behind doors are not available within the wardrobe portion of towers. Drawers behind doors can be specified with fronts painted in one of 6 accent colors. If an accent color is not selected the fronts will be painted black. Accent colors include, (MEY) Memo Yellow, (MRG) Marine Grey, (SFG) Seafoam Green, (REG) Robbins Egg Blue, (SSP) Sunset Pink and (KRD) Knoll Red.

**Note: Drawer behind doors list pricing is as follows: 1=\$250**

#### Application Notes

**Note:** Within CAP, choose from five front accent colors for 6" drawer behind doors only. Drawer fronts are black unless specified otherwise.

Hanging rails and other accessories are not included and must be ordered separately. Hanging rails are included with 24" and 30" wide lateral drawers only. (See *Tower Accessories for pricing and order entry information*)

Half depth adjustable shelves and coat hooks may be ordered separately allowing the cupboard area of the 15", 24" and 30" wide towers to support binders as well as shorter coats. (See *Tower Accessories for pricing and order entry information*)

**Note: Veneer front towers are comprised of a steel case with wood veneer fronts and top.**

Single door towers: Include (2) locks. Double door towers: Include (2) locks. Wardrobe towers: Include (3) locks. 15" wide Side Access Bookcase and Display towers: Include (1) lock. 24" wide Side Access Bookcase and Display towers: Include (2) locks

#### Critical Dimensions

Dimensions under, **w**, **d** and **h** are actual to the nearest 1/16"

42", 50", 57" and 64" Tower Internal Dimensions

- Box and M drawer height: 4<sup>5</sup>/<sub>16</sub>"
- Box and M drawer width: 12<sup>1</sup>/<sub>16</sub>"
- Box and M drawer depth: 18<sup>3</sup>/<sub>8</sub>"
- File drawer height: 9<sup>1</sup>/<sub>4</sub>"
- File drawer width: 12<sup>1</sup>/<sub>16</sub>"
- File drawer depth: 18<sup>3</sup>/<sub>8</sub>"
- Wide drawer height: 9<sup>9</sup>/<sub>16</sub>"
- Wide drawer width: 20<sup>3</sup>/<sub>4</sub>"
- Wide drawer depth: 22<sup>7</sup>/<sub>8</sub>"

**Note:** All towers are configured from the top down with standard combinations of box and file drawers.

Pull finish is stainless steel.

# Storage Towers Veneer Front - Reff S Pull

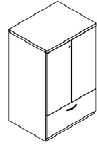
## 30" Wide Storage Towers

### 50" High

Series 2 Storage

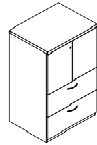
description	type	w	d	h	lock	pattern no.	V1	V2
-------------	------	---	---	---	------	-------------	----	----

50" High Double Door tower with one wide drawer		29 <sup>7</sup> / <sub>8</sub> "	23 <sup>1</sup> / <sub>2</sub> "	48 <sup>5</sup> / <sub>16</sub> "	Y	<b>RT3D5030WL</b>	\$3,877.	\$4,265.
---	--	----------------------------------	----------------------------------	-----------------------------------	---	-------------------	----------	----------



24" and 30" wide double door cabinets may be ordered with a grommet option located in the back of the case by adding a "G" between the 4th and 5th character of the pattern number, example (RT3D**G**6424WL). Add \$100 for this option. **Note**, by adding a "G" option, the cabinet will also receive AV hinged doors.

50" High Double Door tower with two wide drawers		29 <sup>7</sup> / <sub>8</sub> "	23 <sup>1</sup> / <sub>2</sub> "	48 <sup>5</sup> / <sub>16</sub> "	Y	<b>RT3D5030WWL</b>	4,638.	5,102.
--	--	----------------------------------	----------------------------------	-----------------------------------	---	--------------------	--------	--------



24" and 30" wide double door cabinets may be ordered with a grommet option located in the back of the case by adding a "G" between the 4th and 5th character of the pattern number, example (RT3D**G**6424WL). Add \$100 for this option. **Note**, by adding a "G" option, the cabinet will also receive AV hinged doors.

#### Order Code

Example:	<b>RT3WSLH5730BBFL-VC 113</b>
<b>RT3</b>	Series 2 Veneer Front
<b>WS</b>	Wardrobe and Single Door
<b>LH</b>	Left Hand Access
<b>57</b>	57" High
<b>30</b>	30" Wide
<b>B</b>	Box Drawer
<b>B</b>	Box Drawer
<b>F</b>	File Drawer
<b>L</b>	Locking
<b>VC</b>	Front Finish Medium Grey
<b>113</b>	Case Finish Dark Grey

#### Specification Information

For non-locking towers, deduct \$60 from the list price for single and double door units or \$75 list for units with wardrobe. Substitute the "L" suffix with a "N" within the pattern number to designate a non-locking unit, example (RT3WSLH5030BBFN)

"M" drawers consisting of a box drawer body with a file drawer head are available by substituting any two "B" or any one "F" character within the pattern number, example (RT3WSLH5030MFN). Multiple "M" drawers may be specified providing they equal the total modules available.

A 6" drawer, behind a cupboard door is available by adding the numeral 1 to the end of the pattern number, example (RT3WSLH6430BBFL1)

Single door towers: Include (2) locks. Double door towers: Include (2) locks. Wardrobe towers: Include (3) locks. 15" wide Side Access Bookcase and Display towers: Include (1) lock. 24" wide Side Access Bookcase and Display towers: Include (2) locks

**Note:** 6" drawer behind doors are not available within the wardrobe portion of towers. Drawers behind doors can be specified with fronts painted in one of 6 accent colors. If an accent color is not selected the fronts will be painted black. Accent colors include, (MEY) Memo Yellow, (MRG) Marine Grey, (SFG) Seafoam Green, (REG) Robbins Egg Blue, (SSP) Sunset Pink and (KRD) Knoll Red.

**Note: Drawers behind doors list prices are as follows: 1=\$250**

#### Application Notes

Hanging rails and other accessories are not included and must be ordered separately. Hanging rails are included with 24" and 30" wide lateral drawers only. (See *Tower Accessories for pricing and order entry information*)

Half depth adjustable shelves and coat hooks may be ordered separately allowing the cupboard area of the 15", 24" and 30" wide towers to support binders as well as shorter coats. (See *Tower Accessories for pricing and order entry information*)

**Note: Veneer front towers are comprised of a steel case with wood veneer fronts and top.**

#### Critical Dimensions

Dimensions under, **w**, **d** and **h** are actual to the nearest <sup>1</sup>/<sub>16</sub>"

42", 50", 57" and 64" Tower Internal Dimensions

- Box and M drawer height: 4<sup>5</sup>/<sub>16</sub>"
- Box and M drawer width: 12<sup>1</sup>/<sub>16</sub>"
- Box and M drawer depth: 18<sup>3</sup>/<sub>8</sub>"
- File drawer height: 9<sup>1</sup>/<sub>4</sub>"
- File drawer width: 12<sup>1</sup>/<sub>16</sub>"
- File drawer depth: 18<sup>3</sup>/<sub>8</sub>"
- Wide drawer height: 9<sup>7</sup>/<sub>16</sub>"
- Wide drawer width: 20<sup>3</sup>/<sub>4</sub>"
- Wide drawer depth: 22<sup>7</sup>/<sub>8</sub>"

**Note:** All towers are configured from the top down with standard combinations of box and file drawers.

Pull finish is stainless steel.

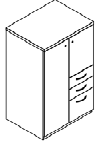
# Storage Towers Veneer Front - Reff S Pull

## 30" Wide Storage Towers

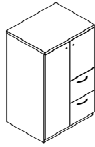
### 50" High

Series 2 Storage

description	type	w	d	h	lock	pattern no.	V1	V2
50" High tower with two box and one file drawer and door and wardrobe (left hand shown)	left hand	29 <sup>7</sup> / <sub>8</sub> "	23 <sup>1</sup> / <sub>2</sub> "	48 <sup>5</sup> / <sub>16</sub> "	Y	RT3WSLH5030BBFL	\$3,852.	\$4,238.
	right hand	29 <sup>7</sup> / <sub>8</sub> "	23 <sup>1</sup> / <sub>2</sub> "	48 <sup>5</sup> / <sub>16</sub> "	Y	RT3WSRH5030BBFL	3,852.	4,238.



50" High tower with two file drawers and door and wardrobe (left hand shown)	left hand	29 <sup>7</sup> / <sub>8</sub> "	23 <sup>1</sup> / <sub>2</sub> "	48 <sup>5</sup> / <sub>16</sub> "	Y	RT3WSLH5030FFL	3,566.	3,921.
	right hand	29 <sup>7</sup> / <sub>8</sub> "	23 <sup>1</sup> / <sub>2</sub> "	48 <sup>5</sup> / <sub>16</sub> "	Y	RT3WSRH5030FFL	3,566.	3,921.



Series 2 Veneer Front Storage

#### Order Code

Example:	RT3WSLH5730BBFL-VC 113
<b>RT3</b>	Series 2 Veneer Front
<b>WS</b>	Wardrobe and Single Door
<b>LH</b>	Left Hand Access
<b>57</b>	57" High
<b>30</b>	30" Wide
<b>B</b>	Box Drawer
<b>B</b>	Box Drawer
<b>F</b>	File Drawer
<b>L</b>	Locking
<b>VC</b>	Front Finish Medium Grey
<b>113</b>	Case Finish Dark Grey

#### Specification Information

For non-locking towers, deduct \$60 from the list price for single and double door units or \$75 list for units with wardrobe. Substitute the "L" suffix with a "N" within the pattern number to designate a non-locking unit, example (RT3WSLH5030BBFN)

"M" drawers consisting of a box drawer body with a file drawer head are available by substituting any two "B" or any one "F" character within the pattern number, example (RT3WSLH5030MFN). Multiple "M" drawers may be specified providing they equal the total modules available.

A 6" drawer, behind a cupboard door is available by adding the numeral 1 to the end of the pattern number, example (RT3WSLH6430BBFL1)

Single door towers: Include (2) locks. Double door towers: Include (2) locks. Wardrobe towers: Include (3) locks. 15" wide Side Access Bookcase and Display towers: Include (1) lock. 24" wide Side Access Bookcase and Display towers: Include (2) locks

**Note:** 6" drawer behind doors are not available within the wardrobe portion of towers. Drawers behind doors can be specified with fronts painted in one of 6 accent colors. If an accent color is not selected the fronts will be painted black. Accent colors include, (MEY) Memo Yellow, (MRG) Marine Grey, (SFG) Seafoam Green, (REG) Robbins Egg Blue, (SSP) Sunset Pink and (KRD) Knoll Red.

**Note: Drawers behind doors list prices are as follows: 1=\$250**

#### Application Notes

Hanging rails and other accessories are not included and must be ordered separately. Hanging rails are included with 24" and 30" wide lateral drawers only. (See *Tower Accessories for pricing and order entry information*)

Half depth adjustable shelves and coat hooks may be ordered separately allowing the cupboard area of the 15", 24" and 30" wide towers to support binders as well as shorter coats. (See *Tower Accessories for pricing and order entry information*)

**Note: Veneer front towers are comprised of a steel case with wood veneer fronts and top.**

#### Critical Dimensions

Dimensions under, **w**, **d** and **h** are actual to the nearest <sup>1</sup>/<sub>16</sub>"

42", 50", 57" and 64" Tower Internal Dimensions

- Box and M drawer height: 4<sup>5</sup>/<sub>16</sub>"
- Box and M drawer width: 12<sup>1</sup>/<sub>16</sub>"
- Box and M drawer depth: 18<sup>3</sup>/<sub>8</sub>"
- File drawer height: 9<sup>1</sup>/<sub>4</sub>"
- File drawer width: 12<sup>1</sup>/<sub>16</sub>"
- File drawer depth: 18<sup>3</sup>/<sub>8</sub>"
- Wide drawer height: 9<sup>7</sup>/<sub>16</sub>"
- Wide drawer width: 20<sup>3</sup>/<sub>4</sub>"
- Wide drawer depth: 22<sup>7</sup>/<sub>8</sub>"

**Note:** All towers are configured from the top down with standard combinations of box and file drawers.

Pull finish is stainless steel.

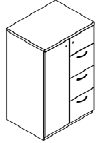
# Storage Towers Veneer Front - Reff S Pull

## 30" Wide Storage Towers

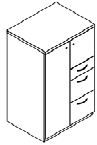
### 50" High

Series 2 Storage

description	type	w	d	h	lock	pattern no.	V1	V2
50" High tower with three file drawers and door and wardrobe (left hand shown)	left hand	29 <sup>7</sup> / <sub>8</sub> "	23 <sup>1</sup> / <sub>2</sub> "	48 <sup>5</sup> / <sub>16</sub> "	Y	RT3WSLH5030FFFL	\$3,923.	\$4,315.
	right hand	29 <sup>7</sup> / <sub>8</sub> "	23 <sup>1</sup> / <sub>2</sub> "	48 <sup>5</sup> / <sub>16</sub> "	Y	RT3WSRH5030FFFL	3,923.	4,315.



50" High tower with one box and two file drawers and door and wardrobe (left hand shown)	left hand	29 <sup>7</sup> / <sub>8</sub> "	23 <sup>1</sup> / <sub>2</sub> "	48 <sup>5</sup> / <sub>16</sub> "	Y	RT3WSLH5030BFFL	3,891.	4,279.
	right hand	29 <sup>7</sup> / <sub>8</sub> "	23 <sup>1</sup> / <sub>2</sub> "	48 <sup>5</sup> / <sub>16</sub> "	Y	RT3WSRH5030BFFL	3,891.	4,279.



#### Order Code

Example: **RT3WSLH5730BBFL-VC 113**

<b>RT3</b>	Series 2 Veneer Front
<b>WS</b>	Wardrobe and Single Door
<b>LH</b>	Left Hand Access
<b>57</b>	57" High
<b>30</b>	30" Wide
<b>B</b>	Box Drawer
<b>B</b>	Box Drawer
<b>F</b>	File Drawer
<b>L</b>	Locking
<b>VC</b>	Front Finish Medium Grey
<b>113</b>	Case Finish Dark Grey

#### Specification Information

For non-locking towers, deduct \$60 from the list price for single and double door units or \$75 list for units with wardrobe. Substitute the "L" suffix with a "N" within the pattern number to designate a non-locking unit, example (RT3WSLH5030BBFN)

"M" drawers consisting of a box drawer body with a file drawer head are available by substituting any two "B" or any one "F" character within the pattern number, example (RT3WSLH5030MFN). Multiple "M" drawers may be specified providing they equal the total modules available.

A 6" drawer, behind a cupboard door is available by adding the numeral 1 to the end of the pattern number, example (RT3WSLH6430BBFL1)

Single door towers: Include (2) locks. Double door towers: Include (2) locks. Wardrobe towers: Include (3) locks. 15" wide Side Access Bookcase and Display towers: Include (1) lock. 24" wide Side Access Bookcase and Display towers: Include (2) locks

**Note:** 6" drawer behind doors are not available within the wardrobe portion of towers. Drawers behind doors can be specified with fronts painted in one of 6 accent colors. If an accent color is not selected the fronts will be painted black. Accent colors include, (MEY) Memo Yellow, (MRG) Marine Grey, (SFG) Seafoam Green, (REG) Robbins Egg Blue, (SSP) Sunset Pink and (KRD) Knoll Red.

**Note: Drawers behind doors list prices are as follows: 1=\$250**

#### Application Notes

Hanging rails and other accessories are not included and must be ordered separately. Hanging rails are included with 24" and 30" wide lateral drawers only. (See *Tower Accessories for pricing and order entry information*)

Half depth adjustable shelves and coat hooks may be ordered separately allowing the cupboard area of the 15", 24" and 30" wide towers to support binders as well as shorter coats. (See *Tower Accessories for pricing and order entry information*)

**Note: Veneer front towers are comprised of a steel case with wood veneer fronts and top.**

#### Critical Dimensions

Dimensions under, **w**, **d** and **h** are actual to the nearest <sup>1</sup>/<sub>16</sub>"

42", 50", 57" and 64" Tower Internal Dimensions

- Box and M drawer height: 4<sup>5</sup>/<sub>16</sub>"
- Box and M drawer width: 12<sup>1</sup>/<sub>16</sub>"
- Box and M drawer depth: 18<sup>3</sup>/<sub>8</sub>"
- File drawer height: 9<sup>1</sup>/<sub>4</sub>"
- File drawer width: 12<sup>1</sup>/<sub>16</sub>"
- File drawer depth: 18<sup>3</sup>/<sub>8</sub>"
- Wide drawer height: 9<sup>7</sup>/<sub>16</sub>"
- Wide drawer width: 20<sup>3</sup>/<sub>4</sub>"
- Wide drawer depth: 22<sup>7</sup>/<sub>8</sub>"

**Note:** All towers are configured from the top down with standard combinations of box and file drawers.

Pull finish is stainless steel.



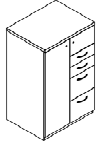
# Storage Towers Veneer Front - Reff S Pull

## 30" Wide Storage Towers

### 50" High

Series 2 Storage

description	type	w	d	h	lock	pattern no.	V1	V2
50" High tower with two box and two file drawers and door and wardrobe (left hand shown)	left hand	29 <sup>7</sup> / <sub>8</sub> "	23 <sup>1</sup> / <sub>2</sub> "	48 <sup>5</sup> / <sub>16</sub> "	Y	RT3WSLH5030BBFFL	\$4,269.	\$4,697.
	right hand	29 <sup>7</sup> / <sub>8</sub> "	23 <sup>1</sup> / <sub>2</sub> "	48 <sup>5</sup> / <sub>16</sub> "	Y	RT3WSRH5030BBFFL	4,269.	4,697.



Series 2 Veneer Front Storage

#### Order Code

Example:	RT3WSLH5730BBFL-VC 113
<b>RT3</b>	Series 2 Veneer Front
<b>WS</b>	Wardrobe and Single Door
<b>LH</b>	Left Hand Access
<b>57</b>	57" High
<b>30</b>	30" Wide
<b>B</b>	Box Drawer
<b>B</b>	Box Drawer
<b>F</b>	File Drawer
<b>L</b>	Locking
<b>VC</b>	Front Finish Medium Grey
<b>113</b>	Case Finish Dark Grey

#### Specification Information

For non-locking towers, deduct \$60 from the list price for single and double door units or \$75 list for units with wardrobe. Substitute the "L" suffix with a "N" within the pattern number to designate a non-locking unit, example (RT3WSLH5030BBFN)

"M" drawers consisting of a box drawer body with a file drawer head are available by substituting any two "B" or any one "F" character within the pattern number, example (RT3WSLH5030MFN). Multiple "M" drawers may be specified providing they equal the total modules available.

A 6" drawer, behind a cupboard door is available by adding the numeral 1 to the end of the pattern number, example (RT3WSLH6430BBFL1)

Single door towers: Include (2) locks. Double door towers: Include (2) locks. Wardrobe towers: Include (3) locks. 15" wide Side Access Bookcase and Display towers: Include (1) lock. 24" wide Side Access Bookcase and Display towers: Include (2) locks

**Note:** 6" drawer behind doors are not available within the wardrobe portion of towers. Drawers behind doors can be specified with fronts painted in one of 6 accent colors. If an accent color is not selected the fronts will be painted black. Accent colors include, (MEY) Memo Yellow, (MRG) Marine Grey, (SFG) Seafoam Green, (REG) Robbins Egg Blue, (SSP) Sunset Pink and (KRD) Knoll Red.

**Note: Drawers behind doors list prices are as follows: 1=\$250**

#### Application Notes

Hanging rails and other accessories are not included and must be ordered separately. Hanging rails are included with 24" and 30" wide lateral drawers only. (See *Tower Accessories for pricing and order entry information*)

Half depth adjustable shelves and coat hooks may be ordered separately allowing the cupboard area of the 15", 24" and 30" wide towers to support binders as well as shorter coats. (See *Tower Accessories for pricing and order entry information*)

**Note: Veneer front towers are comprised of a steel case with wood veneer fronts and top.**

#### Critical Dimensions

Dimensions under, **w**, **d** and **h** are actual to the nearest <sup>1</sup>/<sub>16</sub>"

42", 50", 57" and 64" Tower Internal Dimensions

- Box and M drawer height: 4<sup>5</sup>/<sub>16</sub>"
- Box and M drawer width: 12<sup>1</sup>/<sub>16</sub>"
- Box and M drawer depth: 18<sup>3</sup>/<sub>8</sub>"
- File drawer height: 9<sup>1</sup>/<sub>4</sub>"
- File drawer width: 12<sup>1</sup>/<sub>16</sub>"
- File drawer depth: 18<sup>3</sup>/<sub>8</sub>"
- Wide drawer height: 9<sup>7</sup>/<sub>16</sub>"
- Wide drawer width: 20<sup>3</sup>/<sub>4</sub>"
- Wide drawer depth: 22<sup>7</sup>/<sub>8</sub>"

**Note:** All towers are configured from the top down with standard combinations of box and file drawers.

Pull finish is stainless steel.

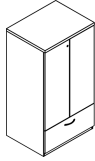
# Storage Towers Veneer Front - Reff S Pull

## 30" Wide Storage Towers

### 57" High

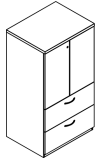
Series 2 Storage

description	type	w	d	h	lock	pattern no.	V1	V2
57" High Double Door tower with one wide drawer		29 <sup>7</sup> / <sub>8</sub> "	23 <sup>1</sup> / <sub>2</sub> "	56 <sup>3</sup> / <sub>16</sub> "	Y	<b>RT3D5730WL</b>	\$3,978.	\$4,376.



24" and 30" wide double door cabinets may be ordered with a grommet option located in the back of the case by adding a "G" between the 4th and 5th character of the pattern number, example (RT3D**G**6424WL). Add \$100 for this option. **Note**, by adding a "G" option, the cabinet will also receive AV hinged doors.

57" High Double Door tower with two wide drawers		29 <sup>7</sup> / <sub>8</sub> "	23 <sup>1</sup> / <sub>2</sub> "	56 <sup>3</sup> / <sub>16</sub> "	Y	<b>RT3D5730WWL</b>	4,840.	5,324.
--	--	----------------------------------	----------------------------------	-----------------------------------	---	--------------------	--------	--------



24" and 30" wide double door cabinets may be ordered with a grommet option located in the back of the case by adding a "G" between the 4th and 5th character of the pattern number, example (RT3D**G**6424WL). Add \$100 for this option. **Note**, by adding a "G" option, the cabinet will also receive AV hinged doors.

#### Order Code

Example:	<b>RT3WSLH5730BBFL-VC 113</b>
<b>RT3</b>	Series 2 Veneer Front
<b>WS</b>	Wardrobe and Single Door
<b>LH</b>	Left Hand Access
<b>57</b>	57" High
<b>30</b>	30" Wide
<b>B</b>	Box Drawer
<b>B</b>	Box Drawer
<b>F</b>	File Drawer
<b>L</b>	Locking
<b>VC</b>	Front Finish Medium Grey
<b>113</b>	Case Finish Dark Grey

#### Specification Information

For non-locking towers, deduct \$60 from the list price for single and double door units or \$75 list for units with wardrobe. Substitute the "L" suffix with a "N" within the pattern number to designate a non-locking unit, example (RT3WSLH5030BBFN)

"M" drawers consisting of a box drawer body with a file drawer head are available by substituting any two "B" or any one "F" character within the pattern number, example (RT3WSLH5030MFN). Multiple "M" drawers may be specified providing they equal the total modules available.

A 6" drawer, behind a cupboard door is available by adding the numeral 1 to the end of the pattern number, example (RT3WSLH6430BBFL1)

Single door towers: Include (2) locks. Double door towers: Include (2) locks. Wardrobe towers: Include (3) locks. 15" wide Side Access Bookcase and Display towers: Include (1) lock. 24" wide Side Access Bookcase and Display towers: Include (2) locks

**Note:** 6" drawer behind doors are not available within the wardrobe portion of towers. Drawers behind doors can be specified with fronts painted in one of 6 accent colors. If an accent color is not selected the fronts will be painted black. Accent colors include, (MEY) Memo Yellow, (MRG) Marine Grey, (SFG) Seafoam Green, (REG) Robbins Egg Blue, (SSP) Sunset Pink and (KRD) Knoll Red.

**Note: Drawers behind doors list prices are as follows: 1=\$250**

#### Application Notes

Hanging rails and other accessories are not included and must be ordered separately. Hanging rails are included with 24" and 30" wide lateral drawers only. (See *Tower Accessories for pricing and order entry information*)

Half depth adjustable shelves and coat hooks may be ordered separately allowing the cupboard area of the 15", 24" and 30" wide towers to support binders as well as shorter coats. (See *Tower Accessories for pricing and order entry information*)

**Note: Veneer front towers are comprised of a steel case with wood veneer fronts and top.**

#### Critical Dimensions

Dimensions under, **w**, **d** and **h** are actual to the nearest <sup>1</sup>/<sub>16</sub>"

42", 50", 57" and 64" Tower Internal Dimensions

- Box and M drawer height: 4<sup>5</sup>/<sub>16</sub>"
- Box and M drawer width: 12<sup>1</sup>/<sub>16</sub>"
- Box and M drawer depth: 18<sup>3</sup>/<sub>8</sub>"
- File drawer height: 9<sup>1</sup>/<sub>4</sub>"
- File drawer width: 12<sup>1</sup>/<sub>16</sub>"
- File drawer depth: 18<sup>3</sup>/<sub>8</sub>"
- Wide drawer height: 9<sup>3</sup>/<sub>16</sub>"
- Wide drawer width: 20<sup>3</sup>/<sub>4</sub>"
- Wide drawer depth: 22<sup>7</sup>/<sub>8</sub>"

**Note:** All towers are configured from the top down with standard combinations of box and file drawers.

Pull finish is stainless steel.

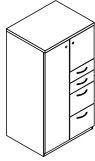
# Storage Towers Veneer Front - Reff S Pull

## 30" Wide Storage Towers

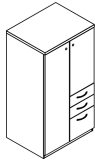
### 57" High

Series 2 Storage

description	type	w	d	h	lock	pattern no.	V1	V2
57" High tower with two box and two file drawers and door and wardrobe (left hand shown)	left hand	29 <sup>7</sup> / <sub>8</sub> "	23 <sup>1</sup> / <sub>2</sub> "	56 <sup>3</sup> / <sub>16</sub> "	Y	RT3WSLH5730BBFFL	\$4,381.	\$4,819.
	right hand	29 <sup>7</sup> / <sub>8</sub> "	23 <sup>1</sup> / <sub>2</sub> "	56 <sup>3</sup> / <sub>16</sub> "	Y	RT3WSRH5730BBFFL	4,381.	4,819.



57" High tower with two box and one file drawer and door and wardrobe (left hand shown)	left hand	29 <sup>7</sup> / <sub>8</sub> "	23 <sup>1</sup> / <sub>2</sub> "	56 <sup>3</sup> / <sub>16</sub> "	Y	RT3WSLH5730BBFL	4,035.	4,436.
	right hand	29 <sup>7</sup> / <sub>8</sub> "	23 <sup>1</sup> / <sub>2</sub> "	56 <sup>3</sup> / <sub>16</sub> "	Y	RT3WSRH5730BBFL	4,035.	4,436.



Series 2 Veneer Front Storage

#### Order Code

Example: **RT3WSLH5730BBFL-VC 113**

<b>RT3</b>	Series 2 Veneer Front
<b>WS</b>	Wardrobe and Single Door
<b>LH</b>	Left Hand Access
<b>57</b>	57" High
<b>30</b>	30" Wide
<b>B</b>	Box Drawer
<b>B</b>	Box Drawer
<b>F</b>	File Drawer
<b>L</b>	Locking
<b>VC</b>	Front Finish Medium Grey
<b>113</b>	Case Finish Dark Grey

#### Specification Information

For non-locking towers, deduct \$60 from the list price for single and double door units or \$75 list for units with wardrobe. Substitute the "L" suffix with a "N" within the pattern number to designate a non-locking unit, example (RT3WSLH5030BBFN)

"M" drawers consisting of a box drawer body with a file drawer head are available by substituting any two "B" or any one "F" character within the pattern number, example (RT3WSLH5030MFN). Multiple "M" drawers may be specified providing they equal the total modules available.

A 6" drawer, behind a cupboard door is available by adding the numeral 1 to the end of the pattern number, example (RT3WSLH6430BBFL1)

Single door towers: Include (2) locks. Double door towers: Include (2) locks. Wardrobe towers: Include (3) locks. 15" wide Side Access Bookcase and Display towers: Include (1) lock. 24" wide Side Access Bookcase and Display towers: Include (2) locks

**Note:** 6" drawer behind doors are not available within the wardrobe portion of towers. Drawers behind doors can be specified with fronts painted in one of 6 accent colors. If an accent color is not selected the fronts will be painted black. Accent colors include, (MEY) Memo Yellow, (MRG) Marine Grey, (SFG) Seafoam Green, (REG) Robbins Egg Blue, (SSP) Sunset Pink and (KRD) Knoll Red.

**Note: Drawers behind doors list prices are as follows: 1=\$250**

#### Application Notes

Hanging rails and other accessories are not included and must be ordered separately. Hanging rails are included with 24" and 30" wide lateral drawers only. (See *Tower Accessories for pricing and order entry information*)

Half depth adjustable shelves and coat hooks may be ordered separately allowing the cupboard area of the 15", 24" and 30" wide towers to support binders as well as shorter coats. (See *Tower Accessories for pricing and order entry information*)

**Note: Veneer front towers are comprised of a steel case with wood veneer fronts and top.**

#### Critical Dimensions

Dimensions under, **w**, **d** and **h** are actual to the nearest <sup>1</sup>/<sub>16</sub>"

42", 50", 57" and 64" Tower Internal Dimensions

- Box and M drawer height: 4<sup>5</sup>/<sub>16</sub>"
- Box and M drawer width: 12<sup>1</sup>/<sub>16</sub>"
- Box and M drawer depth: 18<sup>3</sup>/<sub>8</sub>"
- File drawer height: 9<sup>1</sup>/<sub>4</sub>"
- File drawer width: 12<sup>1</sup>/<sub>16</sub>"
- File drawer depth: 18<sup>3</sup>/<sub>8</sub>"
- Wide drawer height: 9<sup>7</sup>/<sub>16</sub>"
- Wide drawer width: 20<sup>3</sup>/<sub>4</sub>"
- Wide drawer depth: 22<sup>7</sup>/<sub>8</sub>"

**Note:** All towers are configured from the top down with standard combinations of box and file drawers.

Pull finish is stainless steel.

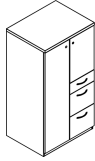
# Storage Towers Veneer Front - Reff S Pull

## 30" Wide Storage Towers

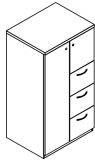
### 57" High

Series 2 Storage

description	type	w	d	h	lock	pattern no.	V1	V2
57" High tower with one box and two file drawers and door and wardrobe (left hand shown)	left hand	29 <sup>7</sup> / <sub>8</sub> "	23 <sup>1</sup> / <sub>2</sub> "	56 <sup>3</sup> / <sub>16</sub> "	Y	<b>RT3WSLH5730BBFL</b>	\$4,048.	\$4,454.
	right hand	29 <sup>7</sup> / <sub>8</sub> "	23 <sup>1</sup> / <sub>2</sub> "	56 <sup>3</sup> / <sub>16</sub> "	Y	<b>RT3WSRH5730BBFL</b>	4,048.	4,454.



57" High tower with three file drawers and door and wardrobe (left hand shown)	left hand	29 <sup>7</sup> / <sub>8</sub> "	23 <sup>1</sup> / <sub>2</sub> "	56 <sup>3</sup> / <sub>16</sub> "	Y	<b>RT3WSLH5730FFFL</b>	4,035.	4,437.
	right hand	29 <sup>7</sup> / <sub>8</sub> "	23 <sup>1</sup> / <sub>2</sub> "	56 <sup>3</sup> / <sub>16</sub> "	Y	<b>RT3WSRH5730FFFL</b>	4,035.	4,437.



#### Order Code

Example:	<b>RT3WSLH5730BBFL-VC 113</b>
<b>RT3</b>	Series 2 Veneer Front
<b>WS</b>	Wardrobe and Single Door
<b>LH</b>	Left Hand Access
<b>57</b>	57" High
<b>30</b>	30" Wide
<b>B</b>	Box Drawer
<b>B</b>	Box Drawer
<b>F</b>	File Drawer
<b>L</b>	Locking
<b>VC</b>	Front Finish Medium Grey
<b>113</b>	Case Finish Dark Grey

#### Specification Information

For non-locking towers, deduct \$60 from the list price for single and double door units or \$75 list for units with wardrobe. Substitute the "L" suffix with a "N" within the pattern number to designate a non-locking unit, example (RT3WSLH5030BBFN)

"M" drawers consisting of a box drawer body with a file drawer head are available by substituting any two "B" or any one "F" character within the pattern number, example (RT3WSLH5030MFN). Multiple "M" drawers may be specified providing they equal the total modules available.

A 6" drawer, behind a cupboard door is available by adding the numeral 1 to the end of the pattern number, example (RT3WSLH6430BBFL1)

Single door towers: Include (2) locks. Double door towers: Include (2) locks. Wardrobe towers: Include (3) locks. 15" wide Side Access Bookcase and Display towers: Include (1) lock. 24" wide Side Access Bookcase and Display towers: Include (2) locks

**Note:** 6" drawer behind doors are not available within the wardrobe portion of towers. Drawers behind doors can be specified with fronts painted in one of 6 accent colors. If an accent color is not selected the fronts will be painted black. Accent colors include, (MEY) Memo Yellow, (MRG) Marine Grey, (SFG) Seafoam Green, (REG) Robbins Egg Blue, (SSP) Sunset Pink and (KRD) Knoll Red.

**Note: Drawers behind doors list prices are as follows: 1=\$250**

#### Application Notes

Hanging rails and other accessories are not included and must be ordered separately. Hanging rails are included with 24" and 30" wide lateral drawers only. (See *Tower Accessories for pricing and order entry information*)

Half depth adjustable shelves and coat hooks may be ordered separately allowing the cupboard area of the 15", 24" and 30" wide towers to support binders as well as shorter coats. (See *Tower Accessories for pricing and order entry information*)

**Note: Veneer front towers are comprised of a steel case with wood veneer fronts and top.**

#### Critical Dimensions

Dimensions under, **w**, **d** and **h** are actual to the nearest <sup>1</sup>/<sub>16</sub>"

42", 50", 57" and 64" Tower Internal Dimensions

- Box and M drawer height: 4<sup>5</sup>/<sub>16</sub>"
- Box and M drawer width: 12<sup>1</sup>/<sub>16</sub>"
- Box and M drawer depth: 18<sup>3</sup>/<sub>8</sub>"
- File drawer height: 9<sup>1</sup>/<sub>4</sub>"
- File drawer width: 12<sup>1</sup>/<sub>16</sub>"
- File drawer depth: 18<sup>3</sup>/<sub>8</sub>"
- Wide drawer height: 9<sup>3</sup>/<sub>16</sub>"
- Wide drawer width: 20<sup>3</sup>/<sub>4</sub>"
- Wide drawer depth: 22<sup>7</sup>/<sub>8</sub>"

**Note:** All towers are configured from the top down with standard combinations of box and file drawers.

Pull finish is stainless steel.

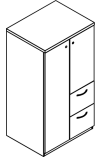
# Storage Towers Veneer Front - Reff S Pull

## 30" Wide Storage Towers

### 57" High

Series 2 Storage

description	type	w	d	h	lock	pattern no.	V1	V2
57" High tower with two file drawers and door and wardrobe (left hand shown)	left hand	29 <sup>7</sup> / <sub>8</sub> "	23 <sup>1</sup> / <sub>2</sub> "	56 <sup>3</sup> / <sub>16</sub> "	Y	RT3WSLH5730FFL	\$3,749.	\$4,126.
	right hand	29 <sup>7</sup> / <sub>8</sub> "	23 <sup>1</sup> / <sub>2</sub> "	56 <sup>3</sup> / <sub>16</sub> "	Y	RT3WSRH5730FFL	3,749.	4,126.



Series 2 Veneer Front Storage

#### Order Code

Example:	RT3WSLH5730BBFL-VC 113
<b>RT3</b>	Series 2 Veneer Front
<b>WS</b>	Wardrobe and Single Door
<b>LH</b>	Left Hand Access
<b>57</b>	57" High
<b>30</b>	30" Wide
<b>B</b>	Box Drawer
<b>B</b>	Box Drawer
<b>F</b>	File Drawer
<b>L</b>	Locking
<b>VC</b>	Front Finish Medium Grey
<b>113</b>	Case Finish Dark Grey

#### Specification Information

For non-locking towers, deduct \$60 from the list price for single and double door units or \$75 list for units with wardrobe. Substitute the "L" suffix with a "N" within the pattern number to designate a non-locking unit, example (RT3WSLH5030BBFN)

"M" drawers consisting of a box drawer body with a file drawer head are available by substituting any two "B" or any one "F" character within the pattern number, example (RT3WSLH5030MFN). Multiple "M" drawers may be specified providing they equal the total modules available.

A 6" drawer, behind a cupboard door is available by adding the numeral 1 to the end of the pattern number, example (RT3WSLH6430BBFL1)

Single door towers: Include (2) locks. Double door towers: Include (2) locks. Wardrobe towers: Include (3) locks. 15" wide Side Access Bookcase and Display towers: Include (1) lock. 24" wide Side Access Bookcase and Display towers: Include (2) locks

**Note:** 6" drawer behind doors are not available within the wardrobe portion of towers. Drawers behind doors can be specified with fronts painted in one of 6 accent colors. If an accent color is not selected the fronts will be painted black. Accent colors include, (MEY) Memo Yellow, (MRG) Marine Grey, (SFG) Seafoam Green, (REG) Robbins Egg Blue, (SSP) Sunset Pink and (KRD) Knoll Red.

**Note: Drawers behind doors list prices are as follows: 1=\$250**

#### Application Notes

Hanging rails and other accessories are not included and must be ordered separately. Hanging rails are included with 24" and 30" wide lateral drawers only. (See *Tower Accessories for pricing and order entry information*)

Half depth adjustable shelves and coat hooks may be ordered separately allowing the cupboard area of the 15", 24" and 30" wide towers to support binders as well as shorter coats. (See *Tower Accessories for pricing and order entry information*)

**Note: Veneer front towers are comprised of a steel case with wood veneer fronts and top.**

#### Critical Dimensions

Dimensions under, **w**, **d** and **h** are actual to the nearest <sup>1</sup>/<sub>16</sub>"

42", 50", 57" and 64" Tower Internal Dimensions

- Box and M drawer height: 4<sup>5</sup>/<sub>16</sub>"
- Box and M drawer width: 12<sup>1</sup>/<sub>16</sub>"
- Box and M drawer depth: 18<sup>3</sup>/<sub>8</sub>"
- File drawer height: 9<sup>1</sup>/<sub>4</sub>"
- File drawer width: 12<sup>1</sup>/<sub>16</sub>"
- File drawer depth: 18<sup>3</sup>/<sub>8</sub>"
- Wide drawer height: 9<sup>7</sup>/<sub>16</sub>"
- Wide drawer width: 20<sup>3</sup>/<sub>4</sub>"
- Wide drawer depth: 22<sup>7</sup>/<sub>8</sub>"

**Note:** All towers are configured from the top down with standard combinations of box and file drawers.

Pull finish is stainless steel.

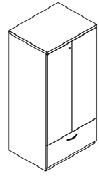
# Storage Towers Veneer Front - Reff S Pull

## 30" Wide Storage Towers

### 64" High

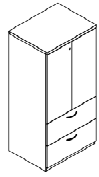
Series 2 Storage

description	type	w	d	h	lock	pattern no.	V1	V2
64" High Double Door tower with one wide drawer		29 <sup>7</sup> / <sub>8</sub> "	23 <sup>1</sup> / <sub>2</sub> "	63 <sup>5</sup> / <sub>16</sub> "	Y	<b>RT3D6430WL</b>	\$4,063.	\$4,467.



24" and 30" wide double door cabinets may be ordered with a grommet option located in the back of the case by adding a "G" between the 4th and 5th character of the pattern number, example (RT3D**G**6424WL). Add \$100 for this option. **Note**, by adding a "G" option, the cabinet will also receive AV hinged doors.

64" High Double Door tower with two wide drawers		29 <sup>7</sup> / <sub>8</sub> "	23 <sup>1</sup> / <sub>2</sub> "	63 <sup>5</sup> / <sub>16</sub> "	Y	<b>RT3D6430WWL</b>	4,875.	5,362.
--	--	----------------------------------	----------------------------------	-----------------------------------	---	--------------------	--------	--------



24" and 30" wide double door cabinets may be ordered with a grommet option located in the back of the case by adding a "G" between the 4th and 5th character of the pattern number, example (RT3D**G**6424WL). Add \$100 for this option. **Note**, by adding a "G" option, the cabinet will also receive AV hinged doors.

#### Order Code

Example: **RT3WSLH5730BBFL-VC 113**

<b>RT3</b>	Series 2 Veneer Front
<b>WS</b>	Wardrobe and Single Door
<b>LH</b>	Left Hand Access
<b>57</b>	57" High
<b>30</b>	30" Wide
<b>B</b>	Box Drawer
<b>B</b>	Box Drawer
<b>F</b>	File Drawer
<b>L</b>	Locking
<b>VC</b>	Front Finish Medium Grey
<b>113</b>	Case Finish Dark Grey

#### Specification Information

For non-locking towers, deduct \$60 from the list price for single and double door units or \$75 list for units with wardrobe. Substitute the "L" suffix with a "N" within the pattern number to designate a non-locking unit, example (RT3WSLH5030BBFN)

"M" drawers consisting of a box drawer body with a file drawer head are available by substituting any two "B" or any one "F" character within the pattern number, example (RT3WSLH5030MFN). Multiple "M" drawers may be specified providing they equal the total modules available.

A 6" drawer, behind a cupboard door is available by adding the numeral 1 to the end of the pattern number, example (RT3WSLH6430BBFL1)

Single door towers: Include (2) locks. Double door towers: Include (2) locks. Wardrobe towers: Include (3) locks. 15" wide Side Access Bookcase and Display towers: Include (1) lock. 24" wide Side Access Bookcase and Display towers: Include (2) locks

**Note:** 6" drawer behind doors are not available within the wardrobe portion of towers. Drawers behind doors can be specified with fronts painted in one of 6 accent colors. If an accent color is not selected the fronts will be painted black. Accent colors include, (MEY) Memo Yellow, (MRG) Marine Grey, (SFG) Seafoam Green, (REG) Robbins Egg Blue, (SSP) Sunset Pink and (KRD) Knoll Red.

**Note: Drawers behind doors list prices are as follows: 1=\$250**

#### Application Notes

Hanging rails and other accessories are not included and must be ordered separately. Hanging rails are included with 24" and 30" wide lateral drawers only. (See *Tower Accessories for pricing and order entry information*)

Half depth adjustable shelves and coat hooks may be ordered separately allowing the cupboard area of the 15", 24" and 30" wide towers to support binders as well as shorter coats. (See *Tower Accessories for pricing and order entry information*)

**Note: Veneer front towers are comprised of a steel case with wood veneer fronts and top.**

#### Critical Dimensions

Dimensions under, **w**, **d** and **h** are actual to the nearest <sup>1</sup>/<sub>16</sub>"

42", 50", 57" and 64" Tower Internal Dimensions

- Box and M drawer height: 4<sup>5</sup>/<sub>16</sub>"
- Box and M drawer width: 12<sup>1</sup>/<sub>16</sub>"
- Box and M drawer depth: 18<sup>3</sup>/<sub>8</sub>"
- File drawer height: 9<sup>1</sup>/<sub>4</sub>"
- File drawer width: 12<sup>1</sup>/<sub>16</sub>"
- File drawer depth: 18<sup>3</sup>/<sub>8</sub>"
- Wide drawer height: 9<sup>7</sup>/<sub>16</sub>"
- Wide drawer width: 20<sup>3</sup>/<sub>4</sub>"
- Wide drawer depth: 22<sup>7</sup>/<sub>8</sub>"

**Note:** All towers are configured from the top down with standard combinations of box and file drawers.

Pull finish is stainless steel.

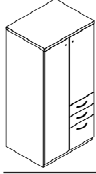
# Storage Towers Veneer Front - Reff S Pull

## 30" Wide Storage Towers

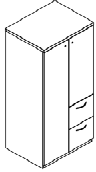
### 64" High

Series 2 Storage

description	type	w	d	h	lock	pattern no.	V1	V2
64" High tower with two box and one file drawer and door and wardrobe (left hand shown)	left hand	29 <sup>7</sup> / <sub>8</sub> "	23 <sup>1</sup> / <sub>2</sub> "	63 <sup>5</sup> / <sub>16</sub> "	Y	RT3WSLH6430BBFL	\$4,108.	\$4,519.
	right hand	29 <sup>7</sup> / <sub>8</sub> "	23 <sup>1</sup> / <sub>2</sub> "	63 <sup>5</sup> / <sub>16</sub> "	Y	RT3WSRH6430BBFL	4,108.	4,519.



64" High tower with two file drawers and door and wardrobe (left hand shown)	left hand	29 <sup>7</sup> / <sub>8</sub> "	23 <sup>1</sup> / <sub>2</sub> "	63 <sup>5</sup> / <sub>16</sub> "	Y	RT3WSLH6430FFL	3,830.	4,213.
	right hand	29 <sup>7</sup> / <sub>8</sub> "	23 <sup>1</sup> / <sub>2</sub> "	63 <sup>5</sup> / <sub>16</sub> "	Y	RT3WSRH6430FFL	3,830.	4,213.



Series 2 Veneer Front Storage

#### Order Code

Example:	RT3WSLH5730BBFL-VC 113
<b>RT3</b>	Series 2 Veneer Front
<b>WS</b>	Wardrobe and Single Door
<b>LH</b>	Left Hand Access
<b>57</b>	57" High
<b>30</b>	30" Wide
<b>B</b>	Box Drawer
<b>B</b>	Box Drawer
<b>F</b>	File Drawer
<b>L</b>	Locking
<b>VC</b>	Front Finish Medium Grey
<b>113</b>	Case Finish Dark Grey

#### Specification Information

For non-locking towers, deduct \$60 from the list price for single and double door units or \$75 list for units with wardrobe. Substitute the "L" suffix with a "N" within the pattern number to designate a non-locking unit, example (RT3WSLH5030BBFN)

"M" drawers consisting of a box drawer body with a file drawer head are available by substituting any two "B" or any one "F" character within the pattern number, example (RT3WSLH5030MFN). Multiple "M" drawers may be specified providing they equal the total modules available.

A 6" drawer, behind a cupboard door is available by adding the numeral 1 to the end of the pattern number, example (RT3WSLH6430BBFL1)

Single door towers: Include (2) locks. Double door towers: Include (2) locks. Wardrobe towers: Include (3) locks. 15" wide Side Access Bookcase and Display towers: Include (1) lock. 24" wide Side Access Bookcase and Display towers: Include (2) locks

**Note:** 6" drawer behind doors are not available within the wardrobe portion of towers. Drawers behind doors can be specified with fronts painted in one of 6 accent colors. If an accent color is not selected the fronts will be painted black. Accent colors include, (MEY) Memo Yellow, (MRG) Marine Grey, (SFG) Seafoam Green, (REG) Robbins Egg Blue, (SSP) Sunset Pink and (KRD) Knoll Red.

**Note: Drawers behind doors list prices are as follows: 1=\$250**

#### Application Notes

Hanging rails and other accessories are not included and must be ordered separately. Hanging rails are included with 24" and 30" wide lateral drawers only. (See *Tower Accessories for pricing and order entry information*)

Half depth adjustable shelves and coat hooks may be ordered separately allowing the cupboard area of the 15", 24" and 30" wide towers to support binders as well as shorter coats. (See *Tower Accessories for pricing and order entry information*)

**Note: Veneer front towers are comprised of a steel case with wood veneer fronts and top.**

#### Critical Dimensions

Dimensions under, **w**, **d** and **h** are actual to the nearest <sup>1</sup>/<sub>16</sub>"

42", 50", 57" and 64" Tower Internal Dimensions

- Box and M drawer height: 4<sup>5</sup>/<sub>16</sub>"
- Box and M drawer width: 12<sup>1</sup>/<sub>16</sub>"
- Box and M drawer depth: 18<sup>3</sup>/<sub>8</sub>"
- File drawer height: 9<sup>1</sup>/<sub>4</sub>"
- File drawer width: 12<sup>1</sup>/<sub>16</sub>"
- File drawer depth: 18<sup>3</sup>/<sub>8</sub>"
- Wide drawer height: 9<sup>7</sup>/<sub>16</sub>"
- Wide drawer width: 20<sup>3</sup>/<sub>4</sub>"
- Wide drawer depth: 22<sup>7</sup>/<sub>8</sub>"

**Note:** All towers are configured from the top down with standard combinations of box and file drawers.

Pull finish is stainless steel.

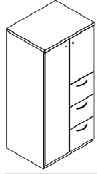
# Storage Towers Veneer Front - Reff S Pull

## 30" Wide Storage Towers

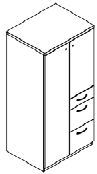
### 64" High

Series 2 Storage

description	type	w	d	h	lock	pattern no.	V1	V2
64" High tower with three file drawers and door and wardrobe (left hand shown)	left hand	29 <sup>7</sup> / <sub>8</sub> "	23 <sup>1</sup> / <sub>2</sub> "	63 <sup>5</sup> / <sub>16</sub> "	Y	<b>RT3WSLH6430FFFL</b>	\$4,145.	\$4,561.
	right hand	29 <sup>7</sup> / <sub>8</sub> "	23 <sup>1</sup> / <sub>2</sub> "	63 <sup>5</sup> / <sub>16</sub> "	Y	<b>RT3WSRH6430FFFL</b>	4,145.	4,561.



64" High tower with one box and two file drawers and door and wardrobe (left hand shown)	left hand	29 <sup>7</sup> / <sub>8</sub> "	23 <sup>1</sup> / <sub>2</sub> "	63 <sup>5</sup> / <sub>16</sub> "	Y	<b>RT3WSLH6430BFFL</b>	4,163.	4,580.
	right hand	29 <sup>7</sup> / <sub>8</sub> "	23 <sup>1</sup> / <sub>2</sub> "	63 <sup>5</sup> / <sub>16</sub> "	Y	<b>RT3WSRH6430BFFL</b>	4,163.	4,580.



#### Order Code

Example: **RT3WSLH5730BBFL-VC 113**

<b>RT3</b>	Series 2 Veneer Front
<b>WS</b>	Wardrobe and Single Door
<b>LH</b>	Left Hand Access
<b>57</b>	57" High
<b>30</b>	30" Wide
<b>B</b>	Box Drawer
<b>B</b>	Box Drawer
<b>F</b>	File Drawer
<b>L</b>	Locking
<b>VC</b>	Front Finish Medium Grey
<b>113</b>	Case Finish Dark Grey

#### Specification Information

For non-locking towers, deduct \$60 from the list price for single and double door units or \$75 list for units with wardrobe. Substitute the "L" suffix with a "N" within the pattern number to designate a non-locking unit, example (RT3WSLH5030BBFN)

"M" drawers consisting of a box drawer body with a file drawer head are available by substituting any two "B" or any one "F" character within the pattern number, example (RT3WSLH5030MFN). Multiple "M" drawers may be specified providing they equal the total modules available.

A 6" drawer, behind a cupboard door is available by adding the numeral 1 to the end of the pattern number, example (RT3WSLH6430BBFL1)

Single door towers: Include (2) locks. Double door towers: Include (2) locks. Wardrobe towers: Include (3) locks. 15" wide Side Access Bookcase and Display towers: Include (1) lock. 24" wide Side Access Bookcase and Display towers: Include (2) locks

**Note:** 6" drawer behind doors are not available within the wardrobe portion of towers. Drawers behind doors can be specified with fronts painted in one of 6 accent colors. If an accent color is not selected the fronts will be painted black. Accent colors include, (MEY) Memo Yellow, (MRG) Marine Grey, (SFG) Seafoam Green, (REG) Robbins Egg Blue, (SSP) Sunset Pink and (KRD) Knoll Red.

**Note: Drawers behind doors list prices are as follows: 1=\$250**

#### Application Notes

Hanging rails and other accessories are not included and must be ordered separately. Hanging rails are included with 24" and 30" wide lateral drawers only. (See *Tower Accessories for pricing and order entry information*)

Half depth adjustable shelves and coat hooks may be ordered separately allowing the cupboard area of the 15", 24" and 30" wide towers to support binders as well as shorter coats. (See *Tower Accessories for pricing and order entry information*)

**Note: Veneer front towers are comprised of a steel case with wood veneer fronts and top.**

#### Critical Dimensions

Dimensions under, **w**, **d** and **h** are actual to the nearest <sup>1</sup>/<sub>16</sub>"

42", 50", 57" and 64" Tower Internal Dimensions

- Box and M drawer height: 4<sup>5</sup>/<sub>16</sub>"
- Box and M drawer width: 12<sup>1</sup>/<sub>16</sub>"
- Box and M drawer depth: 18<sup>3</sup>/<sub>8</sub>"
- File drawer height: 9<sup>1</sup>/<sub>4</sub>"
- File drawer width: 12<sup>1</sup>/<sub>16</sub>"
- File drawer depth: 18<sup>3</sup>/<sub>8</sub>"
- Wide drawer height: 9<sup>3</sup>/<sub>16</sub>"
- Wide drawer width: 20<sup>3</sup>/<sub>4</sub>"
- Wide drawer depth: 22<sup>7</sup>/<sub>8</sub>"

**Note:** All towers are configured from the top down with standard combinations of box and file drawers.

Pull finish is stainless steel.



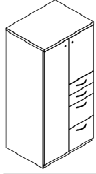
# Storage Towers Veneer Front - Reff S Pull

## 30" Wide Storage Towers

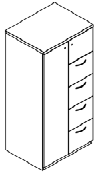
### 64" High

Series 2 Storage

description	type	w	d	h	lock	pattern no.	V1	V2
64" High tower with two box and two file drawers and door and wardrobe (left hand shown)	left hand	29 <sup>7</sup> / <sub>8</sub> "	23 <sup>1</sup> / <sub>2</sub> "	63 <sup>5</sup> / <sub>16</sub> "	Y	RT3WSLH6430BBFFL	\$4,494.	\$4,943.
	right hand	29 <sup>7</sup> / <sub>8</sub> "	23 <sup>1</sup> / <sub>2</sub> "	63 <sup>5</sup> / <sub>16</sub> "	Y	RT3WSRH6430BBFFL	4,494.	4,943.



64" High tower with four file drawers and door and wardrobe (left hand shown)	left hand	29 <sup>7</sup> / <sub>8</sub> "	23 <sup>1</sup> / <sub>2</sub> "	63 <sup>5</sup> / <sub>16</sub> "	Y	RT3WSLH6430FFFFL	4,551.	5,005.
	right hand	29 <sup>7</sup> / <sub>8</sub> "	23 <sup>1</sup> / <sub>2</sub> "	63 <sup>5</sup> / <sub>16</sub> "	Y	RT3WSRH6430FFFFL	4,551.	5,005.



Series 2 Veneer Front Storage

#### Order Code

Example:	RT3WSLH5730BBFL-VC 113
<b>RT3</b>	Series 2 Veneer Front
<b>WS</b>	Wardrobe and Single Door
<b>LH</b>	Left Hand Access
<b>57</b>	57" High
<b>30</b>	30" Wide
<b>B</b>	Box Drawer
<b>B</b>	Box Drawer
<b>F</b>	File Drawer
<b>L</b>	Locking
<b>VC</b>	Front Finish Medium Grey
<b>113</b>	Case Finish Dark Grey

#### Specification Information

For non-locking towers, deduct \$60 from the list price for single and double door units or \$75 list for units with wardrobe. Substitute the "L" suffix with a "N" within the pattern number to designate a non-locking unit, example (RT3WSLH5030BBFN)

"M" drawers consisting of a box drawer body with a file drawer head are available by substituting any two "B" or any one "F" character within the pattern number, example (RT3WSLH5030MFN). Multiple "M" drawers may be specified providing they equal the total modules available.

A 6" drawer, behind a cupboard door is available by adding the numeral 1 to the end of the pattern number, example (RT3WSLH6430BBFL1)

Single door towers: Include (2) locks. Double door towers: Include (2) locks. Wardrobe towers: Include (3) locks. 15" wide Side Access Bookcase and Display towers: Include (1) lock. 24" wide Side Access Bookcase and Display towers: Include (2) locks

**Note:** 6" drawer behind doors are not available within the wardrobe portion of towers. Drawers behind doors can be specified with fronts painted in one of 6 accent colors. If an accent color is not selected the fronts will be painted black. Accent colors include, (MEY) Memo Yellow, (MRG) Marine Grey, (SFG) Seafoam Green, (REG) Robbins Egg Blue, (SSP) Sunset Pink and (KRD) Knoll Red.

**Note: Drawers behind doors list prices are as follows: 1=\$250**

#### Application Notes

Hanging rails and other accessories are not included and must be ordered separately. Hanging rails are included with 24" and 30" wide lateral drawers only. (See *Tower Accessories for pricing and order entry information*)

Half depth adjustable shelves and coat hooks may be ordered separately allowing the cupboard area of the 15", 24" and 30" wide towers to support binders as well as shorter coats. (See *Tower Accessories for pricing and order entry information*)

**Note: Veneer front towers are comprised of a steel case with wood veneer fronts and top.**

#### Critical Dimensions

Dimensions under, **w**, **d** and **h** are actual to the nearest <sup>1</sup>/<sub>16</sub>"

42", 50", 57" and 64" Tower Internal Dimensions

- Box and M drawer height: 4<sup>5</sup>/<sub>16</sub>"
- Box and M drawer width: 12<sup>1</sup>/<sub>16</sub>"
- Box and M drawer depth: 18<sup>3</sup>/<sub>8</sub>"
- File drawer height: 9<sup>1</sup>/<sub>4</sub>"
- File drawer width: 12<sup>1</sup>/<sub>16</sub>"
- File drawer depth: 18<sup>3</sup>/<sub>8</sub>"
- Wide drawer height: 9<sup>7</sup>/<sub>16</sub>"
- Wide drawer width: 20<sup>3</sup>/<sub>4</sub>"
- Wide drawer depth: 22<sup>7</sup>/<sub>8</sub>"

**Note:** All towers are configured from the top down with standard combinations of box and file drawers.

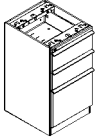
Pull finish is stainless steel.

# Pedestals Morrison Front

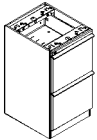
## Floorstanding Pedestals

Series 2 Storage

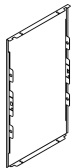
description	w	d	h	lock	pattern no.	P1	P2	P3
Floorstanding Pedestal with two box and one file drawer with lock	14 <sup>7</sup> / <sub>8</sub> "	17 <sup>1</sup> / <sub>4</sub> "	26 <sup>7</sup> / <sub>8</sub> "	Y	<b>MS2PFL18A</b>	\$893.	\$938.	\$985.
	14 <sup>7</sup> / <sub>8</sub> "	23 <sup>1</sup> / <sub>4</sub> "	26 <sup>7</sup> / <sub>8</sub> "	Y	<b>MS2PFL24A</b>	893.	936.	984.
	14 <sup>7</sup> / <sub>8</sub> "	29 <sup>1</sup> / <sub>4</sub> "	26 <sup>7</sup> / <sub>8</sub> "	Y	<b>MS2PFL30A</b>	1,114.	1,171.	1,230.



Floorstanding Pedestal with two file drawers with lock	14 <sup>7</sup> / <sub>8</sub> "	17 <sup>1</sup> / <sub>4</sub> "	26 <sup>7</sup> / <sub>8</sub> "	Y	<b>MS2PFL18B</b>	793.	833.	872.
	14 <sup>7</sup> / <sub>8</sub> "	23 <sup>1</sup> / <sub>4</sub> "	26 <sup>7</sup> / <sub>8</sub> "	Y	<b>MS2PFL24B</b>	793.	833.	872.
	14 <sup>7</sup> / <sub>8</sub> "	29 <sup>1</sup> / <sub>4</sub> "	26 <sup>7</sup> / <sub>8</sub> "	Y	<b>MS2PFL30B</b>	1,005.	1,058.	1,110.



Series 2 Floorstanding Pedestal Case Back	14 <sup>7</sup> / <sub>8</sub> "	N/A	26 <sup>7</sup> / <sub>8</sub> "	N/A	<b>DS2XPB</b>	85.	96.	99.
---	----------------------------------	-----	----------------------------------	-----	---------------	-----	-----	-----



### Order Code

Example:	<b>MS2PFL24A- NJ</b>
<b>MT2</b>	Series 2 Morrison Front
<b>PF</b>	Pedestal Floorstanding
<b>L</b>	Locking
<b>24</b>	Depth
<b>A</b>	Box/Box/File
<b>NJ</b>	Med Grey paint finish

### Specification Information

Deduct \$20 from the list price for non-locking units. Substitute the "L" with a "N" within the pattern number to designate a non-locking unit, example (MS2PFN18A).

**Note:**  
24" deep floorstanding pedestals do not include a back panel. Back panels must be ordered separately. 18" and 30" floorstanding pedestals have a back standard.

Add an "F" to the end of the pattern number to receive full extension slides on all box drawers. Upcharge is \$25 list per pedestal.

### Application Notes

Hanging rails and other accessories are not included and must be ordered separately. (See *pedestal accessories page (178)*, for pricing and ordering information )

### Critical Dimensions

Dimensions under, **w**, **d** and **h** are actual to the nearest <sup>1</sup>/<sub>16</sub>"

24" Deep Floorstanding Pedestal Internal Drawer Dimensions

- Box drawer height: 4<sup>5</sup>/<sub>16</sub>"
- Box drawer width: 12<sup>1</sup>/<sub>16</sub>"
- Box drawer depth: 18<sup>3</sup>/<sub>8</sub>"
- File drawer height: 9<sup>1</sup>/<sub>4</sub>"
- File drawer width: 12<sup>1</sup>/<sub>16</sub>"
- File drawer depth: 18<sup>3</sup>/<sub>8</sub>"

# Pedestals Morrison Front

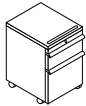
## Mobile Pedestals

Series 2 Storage

description	w	d	h	lock	pattern no.	P1	P2	P3
Mobile Pedestal with two box and one file drawer	14 <sup>7</sup> / <sub>8</sub> "	16 <sup>3</sup> / <sub>4</sub> "	26 <sup>3</sup> / <sub>8</sub> "	Y	<b>MS2PML18A</b>	\$1,501.	\$1,575.	\$1,651.
	14 <sup>7</sup> / <sub>8</sub> "	22 <sup>3</sup> / <sub>4</sub> "	26 <sup>3</sup> / <sub>8</sub> "	Y	<b>MS2PML24A</b>	1,377.	1,447.	1,517.



Mobile Pedestal with one box and one file drawer	14 <sup>7</sup> / <sub>8</sub> "	16 <sup>3</sup> / <sub>4</sub> "	20 <sup>5</sup> / <sub>8</sub> "	Y	<b>MS2PML18F</b>	1,049.	1,099.	1,151.
	14 <sup>7</sup> / <sub>8</sub> "	22 <sup>3</sup> / <sub>4</sub> "	20 <sup>5</sup> / <sub>8</sub> "	Y	<b>MS2PML24F</b>	1,131.	1,182.	1,239.



Mobile Pedestal with two file drawers	14 <sup>7</sup> / <sub>8</sub> "	16 <sup>3</sup> / <sub>4</sub> "	26 <sup>3</sup> / <sub>8</sub> "	Y	<b>MS2PML18B</b>	1,283.	1,349.	1,414.
	14 <sup>7</sup> / <sub>8</sub> "	22 <sup>3</sup> / <sub>4</sub> "	26 <sup>3</sup> / <sub>8</sub> "	Y	<b>MS2PML24B</b>	1,307.	1,373.	1,440.



Series 2 Morrison Front Storage

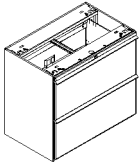
Order Code	Specification Information	Application Notes	Critical Dimensions
Example: <b>MS2PML24A-NJ</b>			
<b>MT2</b> Series 2 Morrison Front	Add \$53 list for Mobile Handle.	Hanging rails and other accessories are not included and must be ordered separately. (See pedestal accessories page (179), for pricing and ordering information)	Dimensions under, <b>w</b> , <b>d</b> and <b>h</b> are actual to the nearest 1/16"
<b>PM</b> Pedestal Mobile	Add a " <b>P</b> " between the " <b>L</b> " lock code and the case size to designate the handle option, <i>example</i> (MS2PMLP24A)		
<b>L</b> Locking			24" Deep Mobile Pedestal Internal Drawer Dimensions
<b>24</b> Depth	Deduct \$35 list for units without a top. Add an " <b>O</b> " in place of the " <b>M</b> " in the pattern number to designate the no-top option, <i>example</i> (MS2POL18A)		<ul style="list-style-type: none"> <li>• Box height: 4<sup>5</sup>/<sub>16</sub>"</li> <li>• Box width: 12<sup>1</sup>/<sub>16</sub>"</li> <li>• Box depth: 18<sup>3</sup>/<sub>8</sub>"</li> <li>• File height: 9<sup>1</sup>/<sub>4</sub>"</li> <li>• File width: 12<sup>1</sup>/<sub>16</sub>"</li> <li>• File depth: 18<sup>3</sup>/<sub>8</sub>"</li> </ul>
<b>A</b> Box/Box/File			
<b>NJ</b> Med Grey paint finish	Add an " <b>F</b> " to the end of the pattern number to receive full extension slides on all box drawers. Upcharge is \$25 list per pedestal.		

# Pedestals Morrison Front

## Double Wide Pedestals

Series 2 Storage

description	w	d	h	lock	pattern no.	P1	P2	P3
Doublewide Pedestal with two file drawers	30"	18 <sup>3</sup> / <sub>4</sub> "	26 <sup>7</sup> / <sub>8</sub> "	Y	<b>MS2DW30L</b>	\$1,194.	\$1,257.	\$1,316.
	36"	18 <sup>3</sup> / <sub>4</sub> "	26 <sup>7</sup> / <sub>8</sub> "	Y	<b>MS2DW36L</b>	1,512.	1,591.	1,671.



### Order Code

Example:	<b>MS2DW30L-NJ</b>
<b>MS2</b>	Series 2 Morrison Front
<b>DW</b>	Doublewide Pedestal
<b>30</b>	30" wide
<b>L</b>	Locking
<b>NJ</b>	Med Grey paint finish

### Specification Information

Deduct \$20 from the list price for non-locking units. Substitute the "L" suffix with a "N" within the pattern number to designate a non-locking unit, *example* (MS2DW36N).

Doublewide pedestals include hanging file bars for letter and legal front-to-back and side-to-side filing.

### Application Notes

Doublewide pedestals are not intended for freestanding use and must be secured beneath a supported worksurface. (*See Calibre lateral files price list for two drawer files that can be used for freestanding applications*)

### Critical Dimensions

Dimensions under, **w**, **d** and **h** are actual to the nearest <sup>1</sup>/<sub>16</sub>"

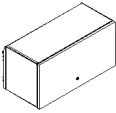
Doublewide Pedestal Internal Drawer Dimensions

- Lateral drawer height: 9<sup>3</sup>/<sub>4</sub>"
- Lateral drawer width: 26<sup>3</sup>/<sub>4</sub>" and 32<sup>3</sup>/<sub>4</sub>"
- Lateral drawer depth: 15<sup>3</sup>/<sub>4</sub>"

# Overhead Storage Steel Front with Morrison Mounting Brackets

## Panel Mount Overhead Storage

Series 2 Storage

description	w	d	h	lock	pattern no.	P1	P2	P3
 Panel mount overhead cabinet with lock	29 <sup>7</sup> / <sub>8</sub> "	14 <sup>1</sup> / <sub>8</sub> "	15"	Y	<b>MS2PM30L</b>	\$496.	\$522.	\$548.
	35 <sup>7</sup> / <sub>8</sub> "	14 <sup>1</sup> / <sub>8</sub> "	15"	Y	<b>MS2PM36L</b>	544.	573.	602.
	41 <sup>7</sup> / <sub>8</sub> "	14 <sup>1</sup> / <sub>8</sub> "	15"	Y	<b>MS2PM42L</b>	593.	623.	654.
	47 <sup>7</sup> / <sub>8</sub> "	14 <sup>1</sup> / <sub>8</sub> "	15"	Y	<b>MS2PM48L</b>	646.	681.	715.
	53 <sup>7</sup> / <sub>8</sub> "	14 <sup>1</sup> / <sub>8</sub> "	15"	Y	<b>MS2PM54L</b>	769.	808.	849.
	59 <sup>7</sup> / <sub>8</sub> "	14 <sup>1</sup> / <sub>8</sub> "	15"	Y	<b>MS2PM60L</b>	769.	808.	849.
	65 <sup>7</sup> / <sub>8</sub> "	14 <sup>1</sup> / <sub>8</sub> "	15"	Y	<b>MS2PM66L</b>	881.	924.	968.
	71 <sup>7</sup> / <sub>8</sub> "	14 <sup>1</sup> / <sub>8</sub> "	15"	Y	<b>MS2PM72L</b>	881.	924.	968.

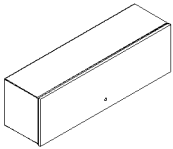
Series 2 Morrison Front Storage

Order Code	Specification Information	Application Notes	Critical Dimensions
Example: <b>MSPM30L-NJ</b> <b>MS2</b> Series 2 Morrison Front <b>PM</b> Panel Mount Overhead <b>30</b> 30" wide <b>L</b> Locking <b>NJ</b> Med Grey paint finish	Deduct \$20 from the list price for non-locking units. Substitute the "L" suffix with a "N" within the pattern number to designate a non-locking unit, <i>example</i> (MS2PM30N). Units with two doors, deduct \$40 from the list.  24" through 48" wide units have a single door. 54" through 66" wide units have off-set double doors. 72" wide units have two doors. Units with two doors have two locks.	Touchdown kits are intended for use with steel door fronts only. ( <i>See S2 overhead accessories for Touch-down kits for overheads</i> )  Add \$157 list for Touch Down mechanism. Touch Down requires adding an "E" to the pattern number as indicated MS2PM30EL. For units with two doors add \$314 to the list.	Dimensions under, <b>w</b> , <b>d</b> and <b>h</b> are actual to the nearest 1/16"

# Overhead Storage Steel Front with Morrison Mounting Brackets

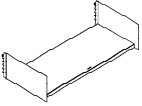
Series 2 Storage

## Up-Mount Overhead Storage

description	w	d	h	lock	pattern no.	P1	P2	P3
 Up-mount overhead cabinet with back and lock	29 <sup>7</sup> / <sub>8</sub> "	14 <sup>1</sup> / <sub>8</sub> "	15"	Y	<b>MS2UM30L</b>	\$763.	\$802.	\$839.
	35 <sup>7</sup> / <sub>8</sub> "	14 <sup>1</sup> / <sub>8</sub> "	15"	Y	<b>MS2UM36L</b>	789.	830.	869.
	41 <sup>7</sup> / <sub>8</sub> "	14 <sup>1</sup> / <sub>8</sub> "	15"	Y	<b>MS2UM42L</b>	813.	852.	892.
	47 <sup>7</sup> / <sub>8</sub> "	14 <sup>1</sup> / <sub>8</sub> "	15"	Y	<b>MS2UM48L</b>	825.	864.	909.
	53 <sup>7</sup> / <sub>8</sub> "	14 <sup>1</sup> / <sub>8</sub> "	15"	Y	<b>MS2UM54L</b>	1,110.	1,165.	1,224.
	59 <sup>7</sup> / <sub>8</sub> "	14 <sup>1</sup> / <sub>8</sub> "	15"	Y	<b>MS2UM60L</b>	1,110.	1,165.	1,224.
	65 <sup>7</sup> / <sub>8</sub> "	14 <sup>1</sup> / <sub>8</sub> "	15"	Y	<b>MS2UM66L</b>	1,159.	1,216.	1,278.
	71 <sup>7</sup> / <sub>8</sub> "	14 <sup>1</sup> / <sub>8</sub> "	15"	Y	<b>MS2UM72L</b>	1,159.	1,216.	1,278.
Series 2 Morrison Front Up-mount Overhead Bracket (Morrison)	12 <sup>3</sup> / <sub>16</sub> "	<sup>7</sup> / <sub>8</sub> "	<sup>113</sup> / <sub>4</sub> "		<b>MB1U18</b>	172.	179.	191.



Order Code	Specification Information	Application Notes	Critical Dimensions
Example: <b>MS2UM30L-NJ</b> <b>MS2</b> Series 2 Morrison Front <b>UM</b> Up-mount overhead <b>30</b> 30" wide <b>L</b> Locking <b>NJ</b> Med Grey paint finish	Deduct \$20 from the list price for non-locking units. Substitute the "L" suffix with a "N" within the pattern number to designate a non-locking unit, <i>example</i> (MS2UM30N). Units with two doors, deduct \$40 from the list.  24" through 48" wide units have a single door. 54" through 66" wide units have off-set double doors. 72" wide units have two doors. Units with two doors have two locks.  Up-mount brackets are required and must be ordered separately.	Touchdown kits are intended for use with steel door fronts only. ( <i>See S2 overhead accessories for Touch-down kits for overheads</i> )  Add \$157 list for Touch Down mechanism. Touch Down requires adding an "E" to the pattern number as indicated MS2UM30EL. For units with two doors add \$314 to the list.	Dimensions under, <b>w</b> , <b>d</b> and <b>h</b> are actual to the nearest <sup>1</sup> / <sub>16</sub> ".

description	w	d	h	pattern no.	P1	P2	P3
Overhead Book Shelf 	23 7/8"	14 1/8"	8"	<b>MS2BS24</b>	\$172.	\$172.	\$180.
	29 7/8"	14 1/8"	8"	<b>MS2BS30</b>	178.	178.	190.
	35 7/8"	14 1/8"	8"	<b>MS2BS36</b>	187.	187.	196.
	41 7/8"	14 1/8"	8"	<b>MS2BS42</b>	187.	187.	196.
	47 7/8"	14 1/8"	8"	<b>MS2BS48</b>	194.	194.	202.
	53 7/8"	14 1/8"	8"	<b>MS2BS54</b>	228.	228.	241.
	59 7/8"	14 1/8"	8"	<b>MS2BS60</b>	228.	228.	241.
	65 7/8"	14 1/8"	8"	<b>MS2BS66</b>	235.	235.	247.
	71 7/8"	14 1/8"	8"	<b>MS2BS72</b>	235.	235.	247.

Order Code	Specification Information	Application Notes	Critical Dimensions
Example: <b>MS2BS30-NJ</b>			Dimensions under, <b>w</b> , <b>d</b> and <b>h</b> are actual to the nearest 1/16".
<b>MS2</b>	Series 2 Morrison Front		
<b>BS</b>	Book Shelf		
<b>24</b>	24" wide		
<b>NJ</b>	Med Grey paint finish		

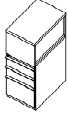
# Storage Towers Morrison Front

## 15" Wide Storage Towers

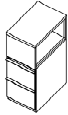
### 42" High

Series 2 Storage

description	type	w	d	h	lock	pattern no.	P1	P2	P3
42" High Side Access Bookcase tower with two box and one file drawer (right hand shown)	left hand	14 <sup>7</sup> / <sub>8</sub> "	23 <sup>1</sup> / <sub>2</sub> "	41 <sup>5</sup> / <sub>16</sub> "	Y	<b>MT3SBLH4215BBFL</b>	\$1,800.	\$1,893.	\$1,988.
	right hand	14 <sup>7</sup> / <sub>8</sub> "	23 <sup>1</sup> / <sub>2</sub> "	41 <sup>5</sup> / <sub>16</sub> "	Y	<b>MT3SBRH4215BBFL</b>	1,800.	1,893.	1,988.



42" High Side Access Bookcase tower with two file drawers (right hand shown)	left hand	14 <sup>7</sup> / <sub>8</sub> "	23 <sup>1</sup> / <sub>2</sub> "	41 <sup>5</sup> / <sub>16</sub> "	Y	<b>MT3SBLH4215FFL</b>	1,721.	1,804.	1,896.
	right hand	14 <sup>7</sup> / <sub>8</sub> "	23 <sup>1</sup> / <sub>2</sub> "	41 <sup>5</sup> / <sub>16</sub> "	Y	<b>MT3SBRH4215FFL</b>	1,721.	1,804.	1,896.



#### Order Code

Example:	<b>MT3SBLH5715BBFL-NJ</b>
<b>MT3</b>	Series 2 Morrison Front
<b>SB</b>	Side Access Bookcase
<b>LH</b>	Left Hand Access
<b>57</b>	57" High
<b>15</b>	15" Wide
<b>B</b>	Box Drawer
<b>B</b>	Box Drawer
<b>F</b>	File Drawer
<b>L</b>	Locking
<b>NJ</b>	Medium Grey paint finish

#### Specification Information

For non-locking towers, deduct \$60 from the list price for single and double door units or \$75 list for units with wardrobe. Substitute the "L" suffix with a "N" within the pattern number to designate a non-locking unit, example (MT3SLH6415BBFN)

"M" drawers consisting of a box drawer body with a file drawer head are available by substituting any two "B" or any one "F" character within the pattern number, example (MT3SLH6415MFN). Multiple "M" drawers may be specified providing they equal the total modules available.

A 6" drawer, behind a cupboard door is available by adding the numeral 1 to the end of the pattern number, example (MT3SLH6415BBFL1)**Note:** 6" drawer behind doors are not available within the wardrobe portion of towers. Drawers behind doors can be specified with fronts painted in one of 6 accent colors. If an accent color is not selected the fronts will be painted black. Accent colors include, (MEY) Memo Yellow, (MRG) Marine Grey, (SFG) Seafoam Green, (REG) Robbins Egg Blue, (SSP) Sunset Pink and (KRD) Knoll Red.

**Note: Drawer behind doors list pricing is as follows: 1=\$250**

#### Application Notes

Hanging rails and other accessories are not included and must be ordered separately. Hanging rails are included with 24" and 30" wide lateral drawers only. (See *Tower Accessories for pricing and order entry information*)

Half depth adjustable shelves and coat hooks may be ordered separately allowing the cupboard area of the 15", 24" and 30" wide towers to support binders as well as shorter coats. (See *Tower Accessories for pricing and order entry information*)

Single door towers: Include (2) locks. Double door towers: Include (2) locks. Wardrobe towers: Include (3) locks. 15" wide Side Access Bookcase and Display towers: Include (1) lock. 24" wide Side Access Bookcase and Display towers: Include (2) locks

#### Critical Dimensions

Dimensions under, **w**, **d** and **h** are actual to the nearest <sup>1</sup>/<sub>16</sub>"

42", 50", 57" and 64" Tower Internal Dimensions

- Box and M drawer height: 4<sup>3</sup>/<sub>16</sub>"
- Box and M drawer width: 12<sup>1</sup>/<sub>16</sub>"
- Box and M drawer depth: 18<sup>3</sup>/<sub>8</sub>"
- File drawer height: 9<sup>1</sup>/<sub>4</sub>"
- File drawer width: 12<sup>1</sup>/<sub>16</sub>"
- File drawer depth: 18<sup>3</sup>/<sub>8</sub>"

**Note:** All towers are configured from the top down with standard combinations of box and file drawers.

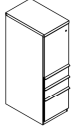


# Storage Towers Morrison Front

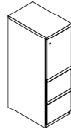
## 15" Wide Storage Towers

### 50" High

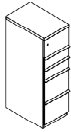
description	type	w	d	h	lock	pattern no.	P1	P2	P3
50" High Single Door tower with two box and one file drawer (left hand shown)	left hand	14 <sup>7</sup> / <sub>8</sub> "	23 <sup>1</sup> / <sub>2</sub> "	48 <sup>5</sup> / <sub>16</sub> "	Y	<b>MT3SLH5015BBFL</b>	\$2,112.	\$2,217.	\$2,329.
	right hand	14 <sup>7</sup> / <sub>8</sub> "	23 <sup>1</sup> / <sub>2</sub> "	48 <sup>5</sup> / <sub>16</sub> "	Y	<b>MT3SRH5015BBFL</b>	2,112.	2,217.	2,329.



50" High Single Door tower with two file drawers (right hand shown)	left hand	14 <sup>7</sup> / <sub>8</sub> "	23 <sup>1</sup> / <sub>2</sub> "	48 <sup>5</sup> / <sub>16</sub> "	Y	<b>MT3SLH5015FFL</b>	1,903.	1,998.	2,099.
	right hand	14 <sup>7</sup> / <sub>8</sub> "	23 <sup>1</sup> / <sub>2</sub> "	48 <sup>5</sup> / <sub>16</sub> "	Y	<b>MT3SRH5015FFL</b>	1,903.	1,998.	2,099.



50" High Single Door tower with two box and two file drawers (right hand shown)	left hand	14 <sup>7</sup> / <sub>8</sub> "	23 <sup>1</sup> / <sub>2</sub> "	48 <sup>5</sup> / <sub>16</sub> "	Y	<b>MT3SLH5015BBFFL</b>	2,311.	2,429.	2,548.
	right hand	14 <sup>7</sup> / <sub>8</sub> "	23 <sup>1</sup> / <sub>2</sub> "	48 <sup>5</sup> / <sub>16</sub> "	Y	<b>MT3SRH5015BBFFL</b>	2,311.	2,429.	2,548.



#### Order Code

Example:	<b>MT3SBLH5715BBFL-NJ</b>
<b>MT3</b>	Series 2 Morrison Front
<b>SB</b>	Side Access Bookcase
<b>LH</b>	Left Hand Access
<b>57</b>	57" High
<b>15</b>	15" Wide
<b>B</b>	Box Drawer
<b>B</b>	Box Drawer
<b>F</b>	File Drawer
<b>L</b>	Locking
<b>NJ</b>	Medium Grey paint finish

#### Specification Information

For non-locking towers, deduct \$60 from the list price for single and double door units or \$75 list for units with wardrobe. Substitute the "L" suffix with a "N" within the pattern number to designate a non-locking unit, example (MT3SLH6415BBFN)

"M" drawers consisting of a box drawer body with a file drawer head are available by substituting any two "B" or any one "F" character within the pattern number, example (MT3SLH6415MFN). Multiple "M" drawers may be specified providing they equal the total modules available.

A 6" drawer, behind a cupboard door is available by adding the numeral 1 to the end of the pattern number, example (MT3SLH6415BBFL1)**Note:** 6" drawer behind doors are not available within the wardrobe portion of towers. Drawers behind doors can be specified with fronts painted in one of 6 accent colors. If an accent color is not selected the fronts will be painted black. Accent colors include, (MEY) Memo Yellow, (MRG) Marine Grey, (SFG) Seafoam Green, (REG) Robbins Egg Blue, (SSP) Sunset Pink and (KRD) Knoll Red.

**Note: Drawer behind doors list pricing is as follows: 1=\$250**

#### Application Notes

Hanging rails and other accessories are not included and must be ordered separately. Hanging rails are included with 24" and 30" wide lateral drawers only. (See *Tower Accessories for pricing and order entry information*)

Half depth adjustable shelves and coat hooks may be ordered separately allowing the cupboard area of the 15", 24" and 30" wide towers to support binders as well as shorter coats. (See *Tower Accessories for pricing and order entry information*)

Single door towers: Include (2) locks. Double door towers: Include (2) locks. Wardrobe towers: Include (3) locks. 15" wide Side Access Bookcase and Display towers: Include (1) lock. 24" wide Side Access Bookcase and Display towers: Include (2) locks

#### Critical Dimensions

Dimensions under, **w**, **d** and **h** are actual to the nearest 1/16"

42", 50", 57" and 64" Tower Internal Dimensions

- Box and M drawer height: 4<sup>3</sup>/<sub>16</sub>"
- Box and M drawer width: 12<sup>1</sup>/<sub>16</sub>"
- Box and M drawer depth: 18<sup>3</sup>/<sub>8</sub>"
- File drawer height: 9<sup>1</sup>/<sub>4</sub>"
- File drawer width: 12<sup>1</sup>/<sub>16</sub>"
- File drawer depth: 18<sup>3</sup>/<sub>8</sub>"

**Note:** All towers are configured from the top down with standard combinations of box and file drawers.

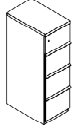
# Storage Towers Morrison Front

## 15" Wide Storage Towers

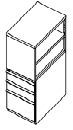
### 50" High

Series 2 Storage

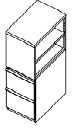
description	type	w	d	h	lock	pattern no.	P1	P2	P3
50" High Single Door tower with three file drawers (right hand shown)	left hand	14 <sup>7</sup> / <sub>8</sub> "	23 <sup>1</sup> / <sub>2</sub> "	48 <sup>3</sup> / <sub>16</sub> "	Y	<b>MT3SLH5015FFFL</b>	\$2,136.	\$2,242.	\$2,356.
	right hand	14 <sup>7</sup> / <sub>8</sub> "	23 <sup>1</sup> / <sub>2</sub> "	48 <sup>3</sup> / <sub>16</sub> "	Y	<b>MT3SRH5015FFFL</b>	2,136.	2,242.	2,356.



50" High Side Access Bookcase tower with two box and one file drawer (right hand shown)	left hand	14 <sup>7</sup> / <sub>8</sub> "	23 <sup>1</sup> / <sub>2</sub> "	48 <sup>3</sup> / <sub>16</sub> "	Y	<b>MT3SBLH5015BBFL</b>	1,898.	1,993.	2,094.
	right hand	14 <sup>7</sup> / <sub>8</sub> "	23 <sup>1</sup> / <sub>2</sub> "	48 <sup>3</sup> / <sub>16</sub> "	Y	<b>MT3SBRH5015BBFL</b>	1,898.	1,993.	2,094.



50" High Side Access Bookcase tower with two file drawers (right hand shown)	left hand	14 <sup>7</sup> / <sub>8</sub> "	23 <sup>1</sup> / <sub>2</sub> "	48 <sup>3</sup> / <sub>16</sub> "	Y	<b>MT3SBLH5015FFL</b>	1,800.	1,893.	1,988.
	right hand	14 <sup>7</sup> / <sub>8</sub> "	23 <sup>1</sup> / <sub>2</sub> "	48 <sup>3</sup> / <sub>16</sub> "	Y	<b>MT3SBRH5015FFL</b>	1,800.	1,893.	1,988.



#### Order Code

Example:	<b>MT3SBLH5715BBFL-NJ</b>
<b>MT3</b>	Series 2 Morrison Front
<b>SB</b>	Side Access Bookcase
<b>LH</b>	Left Hand Access
<b>57</b>	57" High
<b>15</b>	15" Wide
<b>B</b>	Box Drawer
<b>B</b>	Box Drawer
<b>F</b>	File Drawer
<b>L</b>	Locking
<b>NJ</b>	Medium Grey paint finish

#### Specification Information

For non-locking towers, deduct \$60 from the list price for single and double door units or \$75 list for units with wardrobe. Substitute the "L" suffix with a "N" within the pattern number to designate a non-locking unit, example (MT3SLH6415BBFN)

"M" drawers consisting of a box drawer body with a file drawer head are available by substituting any two "B" or any one "F" character within the pattern number, example (MT3SLH6415MFN). Multiple "M" drawers may be specified providing they equal the total modules available.

A 6" drawer, behind a cupboard door is available by adding the numeral 1 to the end of the pattern number, example (MT3SLH6415BBFL1)**Note:** 6" drawer behind doors are not available within the wardrobe portion of towers. Drawers behind doors can be specified with fronts painted in one of 6 accent colors. If an accent color is not selected the fronts will be painted black. Accent colors include, (MEY) Memo Yellow, (MRG) Marine Grey, (SFG) Seafoam Green, (REG) Robbins Egg Blue, (SSP) Sunset Pink and (KRD) Knoll Red.

**Note: Drawer behind doors list pricing is as follows: 1=\$250**

#### Application Notes

Hanging rails and other accessories are not included and must be ordered separately. Hanging rails are included with 24" and 30" wide lateral drawers only. (See *Tower Accessories for pricing and order entry information*)

Half depth adjustable shelves and coat hooks may be ordered separately allowing the cupboard area of the 15", 24" and 30" wide towers to support binders as well as shorter coats. (See *Tower Accessories for pricing and order entry information*)

Single door towers: Include (2) locks. Double door towers: Include (2) locks. Wardrobe towers: Include (3) locks. 15" wide Side Access Bookcase and Display towers: Include (1) lock. 24" wide Side Access Bookcase and Display towers: Include (2) locks

#### Critical Dimensions

Dimensions under, **w**, **d** and **h** are actual to the nearest <sup>1</sup>/<sub>16</sub>"

42", 50", 57" and 64" Tower Internal Dimensions

- Box and M drawer height: 4<sup>3</sup>/<sub>16</sub>"
- Box and M drawer width: 12<sup>1</sup>/<sub>16</sub>"
- Box and M drawer depth: 18<sup>3</sup>/<sub>8</sub>"
- File drawer height: 9<sup>1</sup>/<sub>4</sub>"
- File drawer width: 12<sup>1</sup>/<sub>16</sub>"
- File drawer depth: 18<sup>3</sup>/<sub>8</sub>"

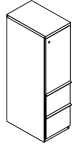
**Note:** All towers are configured from the top down with standard combinations of box and file drawers.

# Storage Towers Morrison Front

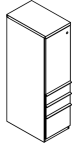
## 15" Wide Storage Towers

### 57" High

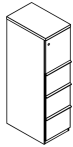
description	type	w	d	h	lock	pattern no.	P1	P2	P3
57" High Single Door tower with two file drawers (right hand shown)	left hand	14 <sup>7</sup> / <sub>8</sub> "	23 <sup>1</sup> / <sub>2</sub> "	56 <sup>3</sup> / <sub>16</sub> "	Y	MT3SLH5715FFFL	\$1,953.	\$2,246.	\$2,343.
	right hand	14 <sup>7</sup> / <sub>8</sub> "	23 <sup>1</sup> / <sub>2</sub> "	56 <sup>3</sup> / <sub>16</sub> "	Y	MT3SRH5715FFFL	1,953.	2,246.	2,343.



57" High Single Door tower with two box and one file drawer (left hand shown)	left hand	14 <sup>7</sup> / <sub>8</sub> "	23 <sup>1</sup> / <sub>2</sub> "	56 <sup>3</sup> / <sub>16</sub> "	Y	MT3SLH5715BBFL	2,161.	2,484.	2,590.
	right hand	14 <sup>7</sup> / <sub>8</sub> "	23 <sup>1</sup> / <sub>2</sub> "	56 <sup>3</sup> / <sub>16</sub> "	Y	MT3SRH5715BBFL	2,161.	2,484.	2,590.



57" High Single Door tower with three file drawers (right hand shown)	left hand	14 <sup>7</sup> / <sub>8</sub> "	23 <sup>1</sup> / <sub>2</sub> "	57 <sup>3</sup> / <sub>16</sub> "	Y	MT3SLH5715FFFLL	2,185.	2,511.	2,619.
	right hand	14 <sup>7</sup> / <sub>8</sub> "	23 <sup>1</sup> / <sub>2</sub> "	57 <sup>3</sup> / <sub>16</sub> "	Y	MT3SRH5715FFFLL	2,185.	2,511.	2,619.



#### Order Code

Example:	MT3SBLH5715BBFL-NJ
<b>MT3</b>	Series 2 Morrison Front
<b>SB</b>	Side Access Bookcase
<b>LH</b>	Left Hand Access
<b>57</b>	57" High
<b>15</b>	15" Wide
<b>B</b>	Box Drawer
<b>B</b>	Box Drawer
<b>F</b>	File Drawer
<b>L</b>	Locking
<b>NJ</b>	Medium Grey paint finish

#### Specification Information

For non-locking towers, deduct \$60 from the list price for single and double door units or \$75 list for units with wardrobe. Substitute the "L" suffix with a "N" within the pattern number to designate a non-locking unit, example (MT3SLH6415BBFN)

"M" drawers consisting of a box drawer body with a file drawer head are available by substituting any two "B" or any one "F" character within the pattern number, example (MT3SLH6415MFN). Multiple "M" drawers may be specified providing they equal the total modules available.

A 6" drawer, behind a cupboard door is available by adding the numeral 1 to the end of the pattern number, example (MT3SLH6415BBFL1) **Note:** 6" drawer behind doors are not available within the wardrobe portion of towers. Drawers behind doors can be specified with fronts painted in one of 6 accent colors. If an accent color is not selected the fronts will be painted black. Accent colors include, (MEY) Memo Yellow, (MRG) Marine Grey, (SFG) Seafoam Green, (REG) Robbins Egg Blue, (SSP) Sunset Pink and (KRD) Knoll Red.

**Note: Drawer behind doors list pricing is as follows: 1=\$250**

#### Application Notes

Hanging rails and other accessories are not included and must be ordered separately. Hanging rails are included with 24" and 30" wide lateral drawers only. (See *Tower Accessories for pricing and order entry information*)

Half depth adjustable shelves and coat hooks may be ordered separately allowing the cupboard area of the 15", 24" and 30" wide towers to support binders as well as shorter coats. (See *Tower Accessories for pricing and order entry information*)

Single door towers: Include (2) locks. Double door towers: Include (2) locks. Wardrobe towers: Include (3) locks. 15" wide Side Access Bookcase and Display towers: Include (1) lock. 24" wide Side Access Bookcase and Display towers: Include (2) locks

#### Critical Dimensions

Dimensions under, **w**, **d** and **h** are actual to the nearest 1/16"

42", 50", 57" and 64" Tower Internal Dimensions

- Box and M drawer height: 4<sup>3</sup>/<sub>16</sub>"
- Box and M drawer width: 12<sup>1</sup>/<sub>16</sub>"
- Box and M drawer depth: 18<sup>3</sup>/<sub>8</sub>"
- File drawer height: 9<sup>1</sup>/<sub>4</sub>"
- File drawer width: 12<sup>3</sup>/<sub>16</sub>"
- File drawer depth: 18<sup>3</sup>/<sub>8</sub>"

**Note:** All towers are configured from the top down with standard combinations of box and file drawers.

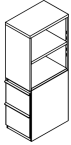
# Storage Towers Morrison Front

## 15" Wide Storage Towers

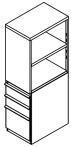
### 57" High

Series 2 Storage

description	type	w	d	h	lock	pattern no.	P1	P2	P3
57" High Side Access Bookcase tower with two file drawers (right hand shown)	left hand	14 <sup>7</sup> / <sub>8</sub> "	23 <sup>1</sup> / <sub>2</sub> "	56 <sup>3</sup> / <sub>16</sub> "	Y	<b>MT3SBLH5715FFL</b>	\$1,902.	\$2,190.	\$2,282.
	right hand	14 <sup>7</sup> / <sub>8</sub> "	23 <sup>1</sup> / <sub>2</sub> "	56 <sup>3</sup> / <sub>16</sub> "	Y	<b>MT3SBRH5715FFL</b>	1,902.	2,190.	2,282.



57" High Side Access Bookcase tower with two box and one file drawer (right hand shown)	left hand	14 <sup>7</sup> / <sub>8</sub> "	23 <sup>1</sup> / <sub>2</sub> "	56 <sup>3</sup> / <sub>16</sub> "	Y	<b>MT3SBLH5715BBFL</b>	1,932.	2,222.	2,318.
	right hand	14 <sup>7</sup> / <sub>8</sub> "	23 <sup>1</sup> / <sub>2</sub> "	56 <sup>3</sup> / <sub>16</sub> "	Y	<b>MT3SBRH5715BBFL</b>	1,932.	2,222.	2,318.



#### Order Code

Example:	<b>MT3SBLH5715BBFL-NJ</b>
<b>MT3</b>	Series 2 Morrison Front
<b>SB</b>	Side Access Bookcase
<b>LH</b>	Left Hand Access
<b>57</b>	57" High
<b>15</b>	15" Wide
<b>B</b>	Box Drawer
<b>B</b>	Box Drawer
<b>F</b>	File Drawer
<b>L</b>	Locking
<b>NJ</b>	Medium Grey paint finish

#### Specification Information

For non-locking towers, deduct \$60 from the list price for single and double door units or \$75 list for units with wardrobe. Substitute the "L" suffix with a "N" within the pattern number to designate a non-locking unit, example (MT3SLH6415BBFN)

"M" drawers consisting of a box drawer body with a file drawer head are available by substituting any two "B" or any one "F" character within the pattern number, example (MT3SLH6415MFN). Multiple "M" drawers may be specified providing they equal the total modules available.

A 6" drawer, behind a cupboard door is available by adding the numeral 1 to the end of the pattern number, example (MT3SLH6415BBFL1)**Note:** 6" drawer behind doors are not available within the wardrobe portion of towers. Drawers behind doors can be specified with fronts painted in one of 6 accent colors. If an accent color is not selected the fronts will be painted black. Accent colors include, (MEY) Memo Yellow, (MRG) Marine Grey, (SFG) Seafoam Green, (REG) Robbins Egg Blue, (SSP) Sunset Pink and (KRD) Knoll Red.

**Note: Drawer behind doors list pricing is as follows: 1=\$250**

#### Application Notes

Hanging rails and other accessories are not included and must be ordered separately. Hanging rails are included with 24" and 30" wide lateral drawers only. (See *Tower Accessories for pricing and order entry information*)

Half depth adjustable shelves and coat hooks may be ordered separately allowing the cupboard area of the 15", 24" and 30" wide towers to support binders as well as shorter coats. (See *Tower Accessories for pricing and order entry information*)

Single door towers: Include (2) locks. Double door towers: Include (2) locks. Wardrobe towers: Include (3) locks. 15" wide Side Access Bookcase and Display towers: Include (1) lock. 24" wide Side Access Bookcase and Display towers: Include (2) locks

#### Critical Dimensions

Dimensions under, **w**, **d** and **h** are actual to the nearest <sup>1</sup>/<sub>16</sub>"

42", 50", 57" and 64" Tower Internal Dimensions

- Box and M drawer height: 4<sup>3</sup>/<sub>16</sub>"
- Box and M drawer width: 12<sup>1</sup>/<sub>16</sub>"
- Box and M drawer depth: 18<sup>3</sup>/<sub>8</sub>"
- File drawer height: 9<sup>1</sup>/<sub>4</sub>"
- File drawer width: 12<sup>1</sup>/<sub>16</sub>"
- File drawer depth: 18<sup>3</sup>/<sub>8</sub>"

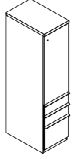
**Note:** All towers are configured from the top down with standard combinations of box and file drawers.

# Storage Towers Morrison Front

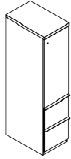
## 15" Wide Storage Towers

### 64" High

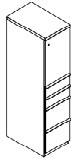
description	type	w	d	h	lock	pattern no.	P1	P2	P3
64" High Single Door tower with two box and one file drawer (right hand shown)	left hand	14 <sup>7</sup> / <sub>8</sub> "	23 <sup>1</sup> / <sub>2</sub> "	63 <sup>5</sup> / <sub>16</sub> "	Y	<b>MT3SLH6415BBFL</b>	\$2,211.	\$2,323.	\$2,438.
	right hand	14 <sup>7</sup> / <sub>8</sub> "	23 <sup>1</sup> / <sub>2</sub> "	63 <sup>5</sup> / <sub>16</sub> "	Y	<b>MT3SRH6415BBFL</b>	2,211.	2,323.	2,438.



64" High Single Door tower with two file drawers (right hand shown)	left hand	14 <sup>7</sup> / <sub>8</sub> "	23 <sup>1</sup> / <sub>2</sub> "	63 <sup>5</sup> / <sub>16</sub> "	Y	<b>MT3SLH6415FFL</b>	2,004.	2,104.	2,210.
	right hand	14 <sup>7</sup> / <sub>8</sub> "	23 <sup>1</sup> / <sub>2</sub> "	63 <sup>5</sup> / <sub>16</sub> "	Y	<b>MT3SRH6415FFL</b>	2,004.	2,104.	2,210.



64" High Single Door tower with two box and two file drawers (right hand shown)	left hand	14 <sup>7</sup> / <sub>8</sub> "	23 <sup>1</sup> / <sub>2</sub> "	63 <sup>5</sup> / <sub>16</sub> "	Y	<b>MT3SLH6415BBFFL</b>	2,393.	2,510.	2,636.
	right hand	14 <sup>7</sup> / <sub>8</sub> "	23 <sup>1</sup> / <sub>2</sub> "	63 <sup>5</sup> / <sub>16</sub> "	Y	<b>MT3SRH6415BBFFL</b>	2,393.	2,510.	2,636.



#### Order Code

Example:	<b>MT3SBLH5715BBFL-NJ</b>
<b>MT3</b>	Series 2 Morrison Front
<b>SB</b>	Side Access Bookcase
<b>LH</b>	Left Hand Access
<b>57</b>	57" High
<b>15</b>	15" Wide
<b>B</b>	Box Drawer
<b>B</b>	Box Drawer
<b>F</b>	File Drawer
<b>L</b>	Locking
<b>NJ</b>	Medium Grey paint finish

#### Specification Information

For non-locking towers, deduct \$60 from the list price for single and double door units or \$75 list for units with wardrobe. Substitute the "L" suffix with a "N" within the pattern number to designate a non-locking unit, example (MT3SLH6415BBFN)

"M" drawers consisting of a box drawer body with a file drawer head are available by substituting any two "B" or any one "F" character within the pattern number, example (MT3SLH6415MFN). Multiple "M" drawers may be specified providing they equal the total modules available.

A 6" drawer, behind a cupboard door is available by adding the numeral 1 to the end of the pattern number, example (MT3SLH6415BBFL1)**Note:** 6" drawer behind doors are not available within the wardrobe portion of towers. Drawers behind doors can be specified with fronts painted in one of 6 accent colors. If an accent color is not selected the fronts will be painted black. Accent colors include, **(MEY)** Memo Yellow, **(MRG)** Marine Grey, **(SFG)** Seafoam Green, **(REG)** Robbins Egg Blue, **(SSP)** Sunset Pink and **(KRD)** Knoll Red.

**Note: Drawer behind doors list pricing is as follows: 1=\$250**

#### Application Notes

Hanging rails and other accessories are not included and must be ordered separately. Hanging rails are included with 24" and 30" wide lateral drawers only. (See *Tower Accessories for pricing and order entry information*)

Half depth adjustable shelves and coat hooks may be ordered separately allowing the cupboard area of the 15", 24" and 30" wide towers to support binders as well as shorter coats. (See *Tower Accessories for pricing and order entry information*)

Single door towers: Include (2) locks. Double door towers: Include (2) locks. Wardrobe towers: Include (3) locks. 15" wide Side Access Bookcase and Display towers: Include (1) lock. 24" wide Side Access Bookcase and Display towers: Include (2) locks

#### Critical Dimensions

Dimensions under, **w**, **d** and **h** are actual to the nearest 1/16"

42", 50", 57" and 64" Tower Internal Dimensions

- Box and M drawer height: 4<sup>3</sup>/<sub>16</sub>"
- Box and M drawer width: 12<sup>1</sup>/<sub>16</sub>"
- Box and M drawer depth: 18<sup>3</sup>/<sub>8</sub>"
- File drawer height: 9<sup>1</sup>/<sub>4</sub>"
- File drawer width: 12<sup>3</sup>/<sub>16</sub>"
- File drawer depth: 18<sup>3</sup>/<sub>8</sub>"

**Note:** All towers are configured from the top down with standard combinations of box and file drawers.

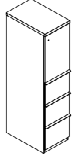
# Storage Towers Morrison Front

## 15" Wide Storage Towers

### 64" High

Series 2 Storage

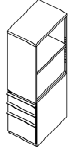
description	type	w	d	h	lock	pattern no.	P1	P2	P3
64" High Single Door tower with three file drawers (right hand shown)	left hand	14 <sup>7</sup> / <sub>8</sub> "	23 <sup>1</sup> / <sub>2</sub> "	63 <sup>5</sup> / <sub>16</sub> "	Y	<b>MT3SLH6415FFFL</b>	\$2,234.	\$2,344.	\$2,462.
	right hand	14 <sup>7</sup> / <sub>8</sub> "	23 <sup>1</sup> / <sub>2</sub> "	63 <sup>5</sup> / <sub>16</sub> "	Y	<b>MT3SRH6415FFFL</b>	2,234.	2,344.	2,462.



64" High Single Door tower with four file drawers (right hand shown)	left hand	14 <sup>7</sup> / <sub>8</sub> "	23 <sup>1</sup> / <sub>2</sub> "	63 <sup>5</sup> / <sub>16</sub> "	Y	<b>MT3SLH6415FFFL</b>	2,428.	2,545.	2,675.
	right hand	14 <sup>7</sup> / <sub>8</sub> "	23 <sup>1</sup> / <sub>2</sub> "	63 <sup>5</sup> / <sub>16</sub> "	Y	<b>MT3SRH6415FFFL</b>	2,428.	2,545.	2,675.



64" High Side Access Bookcase tower with two box and one file drawer (right hand shown)	left hand	14 <sup>7</sup> / <sub>8</sub> "	23 <sup>1</sup> / <sub>2</sub> "	63 <sup>5</sup> / <sub>16</sub> "	Y	<b>MT3SBLH6415BBFL</b>	1,964.	2,063.	2,166.
	right hand	14 <sup>7</sup> / <sub>8</sub> "	23 <sup>1</sup> / <sub>2</sub> "	63 <sup>5</sup> / <sub>16</sub> "	Y	<b>MT3SBRH6415BBFL</b>	1,964.	2,063.	2,166.



#### Order Code

Example:	<b>MT3SBLH5715BBFL-NJ</b>
<b>MT3</b>	Series 2 Morrison Front
<b>SB</b>	Side Access Bookcase
<b>LH</b>	Left Hand Access
<b>57</b>	57" High
<b>15</b>	15" Wide
<b>B</b>	Box Drawer
<b>B</b>	Box Drawer
<b>F</b>	File Drawer
<b>L</b>	Locking
<b>NJ</b>	Medium Grey paint finish

#### Specification Information

For non-locking towers, deduct \$60 from the list price for single and double door units or \$75 list for units with wardrobe. Substitute the "L" suffix with a "N" within the pattern number to designate a non-locking unit, example (MT3SLH6415BBFN)

"M" drawers consisting of a box drawer body with a file drawer head are available by substituting any two "B" or any one "F" character within the pattern number, example (MT3SLH6415MFN). Multiple "M" drawers may be specified providing they equal the total modules available.

A 6" drawer, behind a cupboard door is available by adding the numeral 1 to the end of the pattern number, example (MT3SLH6415BBFL1)**Note:** 6" drawer behind doors are not available within the wardrobe portion of towers. Drawers behind doors can be specified with fronts painted in one of 6 accent colors. If an accent color is not selected the fronts will be painted black. Accent colors include, (MEY) Memo Yellow, (MRG) Marine Grey, (SFG) Seafoam Green, (REG) Robbins Egg Blue, (SSP) Sunset Pink and (KRD) Knoll Red.

**Note: Drawer behind doors list pricing is as follows: 1=\$250**

#### Application Notes

Hanging rails and other accessories are not included and must be ordered separately. Hanging rails are included with 24" and 30" wide lateral drawers only. (See *Tower Accessories for pricing and order entry information*)

Half depth adjustable shelves and coat hooks may be ordered separately allowing the cupboard area of the 15", 24" and 30" wide towers to support binders as well as shorter coats. (See *Tower Accessories for pricing and order entry information*)

Single door towers: Include (2) locks. Double door towers: Include (2) locks. Wardrobe towers: Include (3) locks. 15" wide Side Access Bookcase and Display towers: Include (1) lock. 24" wide Side Access Bookcase and Display towers: Include (2) locks

#### Critical Dimensions

Dimensions under, **w**, **d** and **h** are actual to the nearest 1/16"

42", 50", 57" and 64" Tower Internal Dimensions

- Box and M drawer height: 4<sup>3</sup>/<sub>16</sub>"
- Box and M drawer width: 12<sup>1</sup>/<sub>16</sub>"
- Box and M drawer depth: 18<sup>3</sup>/<sub>8</sub>"
- File drawer height: 9<sup>1</sup>/<sub>4</sub>"
- File drawer width: 12<sup>3</sup>/<sub>8</sub>"
- File drawer depth: 18<sup>3</sup>/<sub>8</sub>"

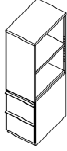
**Note:** All towers are configured from the top down with standard combinations of box and file drawers.

# Storage Towers Morrison Front

## 15" Wide Storage Towers

### 64" High

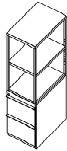
description	type	w	d	h	lock	pattern no.	P1	P2	P3
64" High Side Access Bookcase tower with two file drawers (right hand shown)	left hand	14 <sup>7</sup> / <sub>8</sub> "	23 <sup>1</sup> / <sub>2</sub> "	63 <sup>5</sup> / <sub>16</sub> "	Y	MT3SBLH6415FFL	\$1,869.	\$1,961.	\$2,060.
	right hand	15"	23 <sup>1</sup> / <sub>2</sub> "	63 <sup>5</sup> / <sub>16</sub> "	Y	MT3SBRH6415FFL	1,869.	1,961.	2,060.



64" Side Access Display tower with two box and one file drawer (right hand shown)	left hand	14 <sup>7</sup> / <sub>8</sub> "	23 <sup>1</sup> / <sub>2</sub> "	63 <sup>5</sup> / <sub>16</sub> "	Y	MT3BDLH6415BBFL	1,991.	2,092.	2,194.
	right hand	15"	23 <sup>1</sup> / <sub>2</sub> "	63 <sup>5</sup> / <sub>16</sub> "	Y	MT3BDRH6415BBFL	1,991.	2,092.	2,194.



64" Side Access Display tower with two file drawers (right hand shown)	left hand	14 <sup>7</sup> / <sub>8</sub> "	23 <sup>1</sup> / <sub>2</sub> "	63 <sup>5</sup> / <sub>16</sub> "	Y	MT3BDLH6415FFL	1,893.	1,989.	2,087.
	right hand	14 <sup>7</sup> / <sub>8</sub> "	23 <sup>1</sup> / <sub>2</sub> "	63 <sup>5</sup> / <sub>16</sub> "	Y	MT3BDRH6415FFL	1,893.	1,989.	2,087.



#### Order Code

Example:	MT3SBLH5715BBFL-NJ
<b>MT3</b>	Series 2 Morrison Front
<b>SB</b>	Side Access Bookcase
<b>LH</b>	Left Hand Access
<b>57</b>	57" High
<b>15</b>	15" Wide
<b>B</b>	Box Drawer
<b>B</b>	Box Drawer
<b>F</b>	File Drawer
<b>L</b>	Locking
<b>NJ</b>	Medium Grey paint finish

#### Specification Information

For non-locking towers, deduct \$60 from the list price for single and double door units or \$75 list for units with wardrobe. Substitute the "L" suffix with a "N" within the pattern number to designate a non-locking unit, example (MT3SLH6415BBFN)

"M" drawers consisting of a box drawer body with a file drawer head are available by substituting any two "B" or any one "F" character within the pattern number, example (MT3SLH6415MFN). Multiple "M" drawers may be specified providing they equal the total modules available.

A 6" drawer, behind a cupboard door is available by adding the numeral 1 to the end of the pattern number, example (MT3SLH6415BBFL1)**Note:** 6" drawer behind doors are not available within the wardrobe portion of towers. Drawers behind doors can be specified with fronts painted in one of 6 accent colors. If an accent color is not selected the fronts will be painted black. Accent colors include, (MEY) Memo Yellow, (MRG) Marine Grey, (SFG) Seafoam Green, (REG) Robbins Egg Blue, (SSP) Sunset Pink and (KRD) Knoll Red.

**Note: Drawer behind doors list pricing is as follows: 1=\$250**

#### Application Notes

Hanging rails and other accessories are not included and must be ordered separately. Hanging rails are included with 24" and 30" wide lateral drawers only. (See Tower Accessories for pricing and order entry information)

Half depth adjustable shelves and coat hooks may be ordered separately allowing the cupboard area of the 15", 24" and 30" wide towers to support binders as well as shorter coats. (See Tower Accessories for pricing and order entry information)

Single door towers: Include (2) locks. Double door towers: Include (2) locks. Wardrobe towers: Include (3) locks. 15" wide Side Access Bookcase and Display towers: Include (1) lock. 24" wide Side Access Bookcase and Display towers: Include (2) locks

#### Critical Dimensions

Dimensions under, **w**, **d** and **h** are actual to the nearest 1/16"

42", 50", 57" and 64" Tower Internal Dimensions

- Box and M drawer height: 4<sup>3</sup>/<sub>16</sub>"
- Box and M drawer width: 12<sup>1</sup>/<sub>16</sub>"
- Box and M drawer depth: 18<sup>3</sup>/<sub>8</sub>"
- File drawer height: 9<sup>1</sup>/<sub>4</sub>"
- File drawer width: 12<sup>1</sup>/<sub>16</sub>"
- File drawer depth: 18<sup>3</sup>/<sub>8</sub>"

**Note:** All towers are configured from the top down with standard combinations of box and file drawers.

# Storage Towers Morrison Front

## 24" Wide Storage Towers

### 42" High

Series 2 Storage

description	type	w	d	h	lock	pattern no.	P1	P2	P3
42" High Side Access Bookcase with two box and one file drawer with wardrobe (left hand shown)	left hand	23 7/8"	23 1/2"	41 5/16"	Y	MT3WSBLH4224BBFL	\$2,612.	\$2,740.	\$2,879.
	right hand	23 7/8"	23 1/2"	41 5/16"	Y	MT3WSBRH4224BBFL	2,612.	2,740.	2,879.



42" High Side Access Bookcase with two file drawers with wardrobe (left hand shown)	left hand	23 7/8"	23 1/2"	41 5/16"	Y	MT3WSBLH4224FFL	2,511.	2,634.	2,769.
	right hand	23 7/8"	23 1/2"	41 5/16"	Y	MT3WSBRH4224FFL	2,511.	2,634.	2,769.



Order Code	Specification Information	Critical Dimensions																				
<p>Example: <b>MT3SBLH5724BBFL-NJ</b></p> <table border="1"> <tr> <td><b>MT3</b></td> <td>Series 2 Morrison Front</td> </tr> <tr> <td><b>SB</b></td> <td>Side Access Bookcase</td> </tr> <tr> <td><b>LH</b></td> <td>Left Hand Access</td> </tr> <tr> <td><b>57</b></td> <td>57" High</td> </tr> <tr> <td><b>24</b></td> <td>24" Wide</td> </tr> <tr> <td><b>B</b></td> <td>Box Drawer</td> </tr> <tr> <td><b>B</b></td> <td>Box Drawer</td> </tr> <tr> <td><b>F</b></td> <td>File Drawer</td> </tr> <tr> <td><b>L</b></td> <td>Locking</td> </tr> <tr> <td><b>NJ</b></td> <td>Medium Grey paint finish</td> </tr> </table>	<b>MT3</b>	Series 2 Morrison Front	<b>SB</b>	Side Access Bookcase	<b>LH</b>	Left Hand Access	<b>57</b>	57" High	<b>24</b>	24" Wide	<b>B</b>	Box Drawer	<b>B</b>	Box Drawer	<b>F</b>	File Drawer	<b>L</b>	Locking	<b>NJ</b>	Medium Grey paint finish	<p>For non-locking towers, deduct \$60 from the list price for single and double door units or \$75 list for units with wardrobe. Substitute the "L" suffix with a "N" within the pattern number to designate a non-locking unit, example (MT3SLH6424BBFN)</p> <p>"M" drawers consisting of a box drawer body with a file drawer head are available by substituting any two "B" or any one "F" character within the pattern number, example (MT3SLH6424MFN). Multiple "M" drawers may be specified providing they equal the total modules available.</p> <p>A 6" drawer, behind a cupboard door is available by adding the numeral 1 to the end of the pattern number, example (MT3SLH6424BBFL1)</p> <p>Single door towers: Include (2) locks. Double door towers: Include (2) locks. Wardrobe towers: Include (3) locks. 15" wide Side Access Bookcase and Display towers: Include (1) lock. 24" wide Side Access Bookcase and Display towers: Include (2) locks</p>	<p>Dimensions under, <b>w</b>, <b>d</b> and <b>h</b> are actual to the nearest 1/16"</p> <p>50", 57" and 64" Tower Internal Dimensions</p> <ul style="list-style-type: none"> <li>• Box and M drawer height: 4 5/16"</li> <li>• Box and M drawer width: 12 1/16"</li> <li>• Box and M drawer depth: 18 3/8"</li> <li>• File drawer height: 9 1/4"</li> <li>• File drawer width: 12 1/16"</li> <li>• File drawer depth: 18 3/8"</li> <li>• Wide drawer height: 9 7/16"</li> <li>• Wide drawer width: 20 3/4"</li> <li>• Wide drawer depth: 22 7/8"</li> </ul> <p><b>Note:</b> All towers are configured from the top down with standard combinations of box and file drawers.</p>
<b>MT3</b>	Series 2 Morrison Front																					
<b>SB</b>	Side Access Bookcase																					
<b>LH</b>	Left Hand Access																					
<b>57</b>	57" High																					
<b>24</b>	24" Wide																					
<b>B</b>	Box Drawer																					
<b>B</b>	Box Drawer																					
<b>F</b>	File Drawer																					
<b>L</b>	Locking																					
<b>NJ</b>	Medium Grey paint finish																					
	<p><b>Note:</b> 6" drawer behind doors are not available within the wardrobe portion of towers. Drawers behind doors can be specified with fronts painted in one of 6 accent colors. If an accent color is not selected the fronts will be painted black. Accent colors include, (<b>MEY</b>) Memo Yellow, (<b>MRG</b>) Marine Grey, (<b>SFG</b>) Seafoam Green, (<b>REG</b>) Robbins Egg Blue, (<b>SSP</b>) Sunset Pink and (<b>KRD</b>) Knoll Red.</p> <p><b>Note: Drawer behind door list pricing is as follows: 1=\$250</b></p>																					
	<p><b>Application Notes</b></p> <p>Hanging rails and other accessories are not included and must be ordered separately. Hanging rails are included for 24" and 30" wide lateral drawers only. (See <i>Tower Accessories for pricing and order entry information</i>)</p> <p>Half depth adjustable shelves and coat hooks may be ordered separately allowing the cupboard area of the 15", 24" and 30" wide towers to support binders as well as shorter coats. (See <i>Tower Accessories for pricing and order entry information</i>)</p>																					

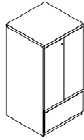


# Storage Towers Morrison Front

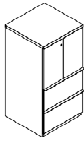
## 24" Wide Storage Towers

### 50" High

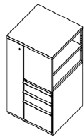
description	type	w	d	h	lock	pattern no.	P1	P2	P3
50" High Double Door tower with one wide drawer		23 <sup>7</sup> / <sub>8</sub> "	23 <sup>1</sup> / <sub>2</sub> "	48 <sup>3</sup> / <sub>16</sub> "	Y	MT3D5024WL	\$2,209.	\$2,320.	\$2,435.



50" High Double Door tower with two wide drawers		23 <sup>7</sup> / <sub>8</sub> "	23 <sup>1</sup> / <sub>2</sub> "	48 <sup>3</sup> / <sub>16</sub> "	Y	MT3D5024WWL	2,536.	2,663.	2,795.
--	--	----------------------------------	----------------------------------	-----------------------------------	---	-------------	--------	--------	--------



50" High Side Access Bookcase with two box and one file drawer with wardrobe (left hand shown)	left hand	23 <sup>7</sup> / <sub>8</sub> "	23 <sup>1</sup> / <sub>2</sub> "	48 <sup>3</sup> / <sub>16</sub> "	Y	MT3WSBLH5024BBFL	2,622.	2,751.	2,889.
	right hand	23 <sup>7</sup> / <sub>8</sub> "	23 <sup>1</sup> / <sub>2</sub> "	48 <sup>3</sup> / <sub>16</sub> "	Y	MT3WSBRH5024BBFL	2,622.	2,751.	2,889.



Order Code	Specification Information	Critical Dimensions																				
<p>Example: <b>MT3SBLH5724BBFL-NJ</b></p> <table border="1"> <tr><td><b>MT3</b></td><td>Series 2 Morrison Front</td></tr> <tr><td><b>SB</b></td><td>Side Access Bookcase</td></tr> <tr><td><b>LH</b></td><td>Left Hand Access</td></tr> <tr><td><b>57</b></td><td>57" High</td></tr> <tr><td><b>24</b></td><td>24" Wide</td></tr> <tr><td><b>B</b></td><td>Box Drawer</td></tr> <tr><td><b>B</b></td><td>Box Drawer</td></tr> <tr><td><b>F</b></td><td>File Drawer</td></tr> <tr><td><b>L</b></td><td>Locking</td></tr> <tr><td><b>NJ</b></td><td>Medium Grey paint finish</td></tr> </table>	<b>MT3</b>	Series 2 Morrison Front	<b>SB</b>	Side Access Bookcase	<b>LH</b>	Left Hand Access	<b>57</b>	57" High	<b>24</b>	24" Wide	<b>B</b>	Box Drawer	<b>B</b>	Box Drawer	<b>F</b>	File Drawer	<b>L</b>	Locking	<b>NJ</b>	Medium Grey paint finish	<p>For non-locking towers, deduct \$60 from the list price for single and double door units or \$75 list for units with wardrobe. Substitute the "L" suffix with a "N" within the pattern number to designate a non-locking unit, example (MT3SLH6424BBFN)</p> <p>"M" drawers consisting of a box drawer body with a file drawer head are available by substituting any two "B" or any one "F" character within the pattern number, example (MT3SLH6424MFN). Multiple "M" drawers may be specified providing they equal the total modules available.</p> <p>A 6" drawer, behind a cupboard door is available by adding the numeral 1 to the end of the pattern number, example (MT3SLH6424BBFL1)</p> <p>Single door towers: Include (2) locks. Double door towers: Include (2) locks. Wardrobe towers: Include (3) locks. 15" wide Side Access Bookcase and Display towers: Include (1) lock. 24" wide Side Access Bookcase and Display towers: Include (2) locks</p>	<p>Dimensions under, <b>w</b>, <b>d</b> and <b>h</b> are actual to the nearest 1/16"</p> <p>50", 57" and 64" Tower Internal Dimensions</p> <ul style="list-style-type: none"> <li>• Box and M drawer height: 4<sup>3</sup>/<sub>16</sub>"</li> <li>• Box and M drawer width: 12<sup>1</sup>/<sub>16</sub>"</li> <li>• Box and M drawer depth: 18<sup>3</sup>/<sub>8</sub>"</li> <li>• File drawer height: 9<sup>1</sup>/<sub>4</sub>"</li> <li>• File drawer width: 12<sup>1</sup>/<sub>16</sub>"</li> <li>• File drawer depth: 18<sup>3</sup>/<sub>8</sub>"</li> <li>• Wide drawer height: 9<sup>7</sup>/<sub>16</sub>"</li> <li>• Wide drawer width: 20<sup>3</sup>/<sub>4</sub>"</li> <li>• Wide drawer depth: 22<sup>7</sup>/<sub>8</sub>"</li> </ul> <p><b>Note:</b> All towers are configured from the top down with standard combinations of box and file drawers.</p>
<b>MT3</b>	Series 2 Morrison Front																					
<b>SB</b>	Side Access Bookcase																					
<b>LH</b>	Left Hand Access																					
<b>57</b>	57" High																					
<b>24</b>	24" Wide																					
<b>B</b>	Box Drawer																					
<b>B</b>	Box Drawer																					
<b>F</b>	File Drawer																					
<b>L</b>	Locking																					
<b>NJ</b>	Medium Grey paint finish																					
	<p><b>Note:</b> 6" drawer behind doors are not available within the wardrobe portion of towers. Drawers behind doors can be specified with fronts painted in one of 6 accent colors. If an accent color is not selected the fronts will be painted black. Accent colors include, (<b>MEY</b>) Memo Yellow, (<b>MRG</b>) Marine Grey, (<b>SFG</b>) Seafoam Green, (<b>REG</b>) Robbins Egg Blue, (<b>SSP</b>) Sunset Pink and (<b>KRD</b>) Knoll Red.</p> <p><b>Note: Drawer behind door list pricing is as follows: 1=\$250</b></p>																					
	<p><b>Application Notes</b></p> <p>Hanging rails and other accessories are not included and must be ordered separately. Hanging rails are included for 24" and 30" wide lateral drawers only. (See <i>Tower Accessories for pricing and order entry information</i>)</p> <p>Half depth adjustable shelves and coat hooks may be ordered separately allowing the cupboard area of the 15", 24" and 30" wide towers to support binders as well as shorter coats. (See <i>Tower Accessories for pricing and order entry information</i>)</p>																					

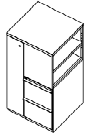
# Storage Towers Morrison Front

## 24" Wide Storage Towers

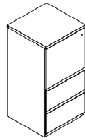
### 50" High

Series 2 Storage

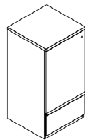
description	type	w	d	h	lock	pattern no.	P1	P2	P3
50" High Side Access Bookcase with two file drawers with wardrobe (left hand shown)	left hand	23 <sup>7</sup> / <sub>8</sub> "	23 <sup>1</sup> / <sub>2</sub> "	48 <sup>5</sup> / <sub>16</sub> "	Y	MT3WSBLH5024FFL	\$2,521.	\$2,645.	\$2,780.
	right hand	23 <sup>7</sup> / <sub>8</sub> "	23 <sup>1</sup> / <sub>2</sub> "	48 <sup>5</sup> / <sub>16</sub> "	Y	MT3WSBRH5024FFL	2,521.	2,645.	2,780.



50" High Single Door tower with two wide drawers (left hand shown)	left hand	23 <sup>7</sup> / <sub>8</sub> "	23 <sup>1</sup> / <sub>2</sub> "	48 <sup>5</sup> / <sub>16</sub> "	Y	MT3SLH5024WWL	2,172.	2,281.	2,398.
	right hand	23 <sup>7</sup> / <sub>8</sub> "	23 <sup>1</sup> / <sub>2</sub> "	48 <sup>5</sup> / <sub>16</sub> "	Y	MT3SRH5024WWL	2,172.	2,281.	2,398.



50" High Single Door tower with wide drawer (left hand shown)	left hand	23 <sup>7</sup> / <sub>8</sub> "	23 <sup>1</sup> / <sub>2</sub> "	48 <sup>5</sup> / <sub>16</sub> "	Y	MT3SLH5024WL	1,829.	1,923.	2,017.
	right hand	23 <sup>7</sup> / <sub>8</sub> "	23 <sup>1</sup> / <sub>2</sub> "	48 <sup>5</sup> / <sub>16</sub> "	Y	MT3SRH5024WL	1,829.	1,923.	2,017.



#### Order Code

Example:	MT3SBLH5724BBFL-NJ
<b>MT3</b>	Series 2 Morrison Front
<b>SB</b>	Side Access Bookcase
<b>LH</b>	Left Hand Access
<b>57</b>	57" High
<b>24</b>	24" Wide
<b>B</b>	Box Drawer
<b>B</b>	Box Drawer
<b>F</b>	File Drawer
<b>L</b>	Locking
<b>NJ</b>	Medium Grey paint finish

#### Specification Information

For non-locking towers, deduct \$60 from the list price for single and double door units or \$75 list for units with wardrobe. Substitute the "L" suffix with a "N" within the pattern number to designate a non-locking unit, example (MT3SLH6424BBFN)

"M" drawers consisting of a box drawer body with a file drawer head are available by substituting any two "B" or any one "F" character within the pattern number, example (MT3SLH6424MFN). Multiple "M" drawers may be specified providing they equal the total modules available.

A 6" drawer, behind a cupboard door is available by adding the numeral 1 to the end of the pattern number, example (MT3SLH6424BBFL1)

Single door towers: Include (2) locks. Double door towers: Include (2) locks. Wardrobe towers: Include (3) locks. 15" wide Side Access Bookcase and Display towers: Include (1) lock. 24" wide Side Access Bookcase and Display towers: Include (2) locks

**Note:** 6" drawer behind doors are not available within the wardrobe portion of towers. Drawers behind doors can be specified with fronts painted in one of 6 accent colors. If an accent color is not selected the fronts will be painted black. Accent colors include, (MEY) Memo Yellow, (MRG) Marine Grey, (SFG) Seafoam Green, (REG) Robbins Egg Blue, (SSP) Sunset Pink and (KRD) Knoll Red.

**Note: Drawer behind door list pricing is as follows: 1=\$250**

#### Application Notes

Hanging rails and other accessories are not included and must be ordered separately. Hanging rails are included for 24" and 30" wide lateral drawers only. (See Tower Accessories for pricing and order entry information)

Half depth adjustable shelves and coat hooks may be ordered separately allowing the cupboard area of the 15", 24" and 30" wide towers to support binders as well as shorter coats. (See Tower Accessories for pricing and order entry information)

#### Critical Dimensions

Dimensions under, **w**, **d** and **h** are actual to the nearest 1/16"

50", 57" and 64" Tower Internal Dimensions

- Box and M drawer height: 4<sup>3</sup>/<sub>16</sub>"
- Box and M drawer width: 12<sup>1</sup>/<sub>16</sub>"
- Box and M drawer depth: 18<sup>3</sup>/<sub>8</sub>"
- File drawer height: 9<sup>1</sup>/<sub>4</sub>"
- File drawer width: 12<sup>1</sup>/<sub>16</sub>"
- File drawer depth: 18<sup>3</sup>/<sub>8</sub>"
- Wide drawer height: 9<sup>7</sup>/<sub>16</sub>"
- Wide drawer width: 20<sup>3</sup>/<sub>4</sub>"
- Wide drawer depth: 22<sup>7</sup>/<sub>8</sub>"

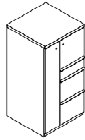
**Note:** All towers are configured from the top down with standard combinations of box and file drawers.

# Storage Towers Morrison Front

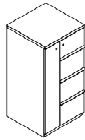
## 24" Wide Storage Towers

### 50" High

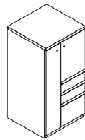
description	type	w	d	h	lock	pattern no.	P1	P2	P3
50" High tower with one box and two file drawers and door and wardrobe (left hand shown)	left hand	23 7/8"	23 1/2"	48 5/16"	Y	MT3WSLH5024BFFL	\$2,507.	\$2,632.	\$2,763.
	right hand	23 7/8"	23 1/2"	48 5/16"	Y	MT3WSRH5024BFFL	2,507.	2,632.	2,763.



50" High tower with three file drawers and door and wardrobe (left hand shown)	left hand	23 7/8"	23 1/2"	48 5/16"	Y	MT3WSLH5024FFFL	2,521.	2,645.	2,780.
	right hand	23 7/8"	23 1/2"	48 5/16"	Y	MT3WSRH5024FFFL	2,521.	2,645.	2,780.



50" High tower with two box and one file drawer and door and wardrobe (left hand shown)	left hand	23 7/8"	23 1/2"	48 5/16"	Y	MT3WSLH5024BBFL	2,573.	2,702.	2,838.
	right hand	23 7/8"	23 1/2"	48 5/16"	Y	MT3WSRH5024BBFL	2,573.	2,702.	2,838.



Order Code	Specification Information	Critical Dimensions																				
<p>Example: <b>MT3SBLH5724BBFL-NJ</b></p> <table border="1"> <tr><td><b>MT3</b></td><td>Series 2 Morrison Front</td></tr> <tr><td><b>SB</b></td><td>Side Access Bookcase</td></tr> <tr><td><b>LH</b></td><td>Left Hand Access</td></tr> <tr><td><b>57</b></td><td>57" High</td></tr> <tr><td><b>24</b></td><td>24" Wide</td></tr> <tr><td><b>B</b></td><td>Box Drawer</td></tr> <tr><td><b>B</b></td><td>Box Drawer</td></tr> <tr><td><b>F</b></td><td>File Drawer</td></tr> <tr><td><b>L</b></td><td>Locking</td></tr> <tr><td><b>NJ</b></td><td>Medium Grey paint finish</td></tr> </table>	<b>MT3</b>	Series 2 Morrison Front	<b>SB</b>	Side Access Bookcase	<b>LH</b>	Left Hand Access	<b>57</b>	57" High	<b>24</b>	24" Wide	<b>B</b>	Box Drawer	<b>B</b>	Box Drawer	<b>F</b>	File Drawer	<b>L</b>	Locking	<b>NJ</b>	Medium Grey paint finish	<p>For non-locking towers, deduct \$60 from the list price for single and double door units or \$75 list for units with wardrobe. Substitute the "L" suffix with a "N" within the pattern number to designate a non-locking unit, example (MT3SLH6424BBFN)</p> <p>"M" drawers consisting of a box drawer body with a file drawer head are available by substituting any two "B" or any one "F" character within the pattern number, example (MT3SLH6424MFN). Multiple "M" drawers may be specified providing they equal the total modules available.</p> <p>A 6" drawer, behind a cupboard door is available by adding the numeral 1 to the end of the pattern number, example (MT3SLH6424BBFL1)</p> <p>Single door towers: Include (2) locks. Double door towers: Include (2) locks. Wardrobe towers: Include (3) locks. 15" wide Side Access Bookcase and Display towers: Include (1) lock. 24" wide Side Access Bookcase and Display towers: Include (2) locks</p>	<p>Dimensions under, <b>w</b>, <b>d</b> and <b>h</b> are actual to the nearest 1/16"</p> <p>50", 57" and 64" Tower Internal Dimensions</p> <ul style="list-style-type: none"> <li>• Box and M drawer height: 4 3/16"</li> <li>• Box and M drawer width: 12 1/16"</li> <li>• Box and M drawer depth: 18 3/8"</li> <li>• File drawer height: 9 1/4"</li> <li>• File drawer width: 12 1/16"</li> <li>• File drawer depth: 18 3/8"</li> <li>• Wide drawer height: 9 7/16"</li> <li>• Wide drawer width: 20 3/4"</li> <li>• Wide drawer depth: 22 7/8"</li> </ul> <p><b>Note:</b> All towers are configured from the top down with standard combinations of box and file drawers.</p>
<b>MT3</b>	Series 2 Morrison Front																					
<b>SB</b>	Side Access Bookcase																					
<b>LH</b>	Left Hand Access																					
<b>57</b>	57" High																					
<b>24</b>	24" Wide																					
<b>B</b>	Box Drawer																					
<b>B</b>	Box Drawer																					
<b>F</b>	File Drawer																					
<b>L</b>	Locking																					
<b>NJ</b>	Medium Grey paint finish																					
	<p><b>Note:</b> 6" drawer behind doors are not available within the wardrobe portion of towers. Drawers behind doors can be specified with fronts painted in one of 6 accent colors. If an accent color is not selected the fronts will be painted black. Accent colors include, (<b>MEY</b>) Memo Yellow, (<b>MGR</b>) Marine Grey, (<b>SFG</b>) Seafoam Green, (<b>REG</b>) Robbins Egg Blue, (<b>SSP</b>) Sunset Pink and (<b>KRD</b>) Knoll Red.</p> <p><b>Note: Drawer behind door list pricing is as follows: 1=\$250</b></p>																					
	<p><b>Application Notes</b></p> <p>Hanging rails and other accessories are not included and must be ordered separately. Hanging rails are included for 24" and 30" wide lateral drawers only. (See <i>Tower Accessories for pricing and order entry information</i>)</p> <p>Half depth adjustable shelves and coat hooks may be ordered separately allowing the cupboard area of the 15", 24" and 30" wide towers to support binders as well as shorter coats. (See <i>Tower Accessories for pricing and order entry information</i>)</p>																					

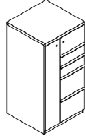
# Storage Towers Morrison Front

## 24" Wide Storage Towers

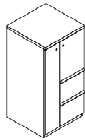
### 50" High

Series 2 Storage

description	type	w	d	h	lock	pattern no.	P1	P2	P3
50" High tower with two box and two file drawers and door and wardrobe (left hand shown)	left hand	23 <sup>7</sup> / <sub>8</sub> "	23 <sup>1</sup> / <sub>2</sub> "	48 <sup>7</sup> / <sub>16</sub> "	Y	MT3WSLH5024BBFFL	\$2,751.	\$2,889.	\$3,034.
	right hand	23 <sup>7</sup> / <sub>8</sub> "	23 <sup>1</sup> / <sub>2</sub> "	48 <sup>7</sup> / <sub>16</sub> "	Y	MT3WSRH5024BBFFL	2,751.	2,889.	3,034.



50" High tower with two file drawers and door and wardrobe (left hand shown)	left hand	23 <sup>7</sup> / <sub>8</sub> "	23 <sup>1</sup> / <sub>2</sub> "	48 <sup>7</sup> / <sub>16</sub> "	Y	MT3WSLH5024FFL	2,095.	2,199.	2,309.
	right hand	23 <sup>7</sup> / <sub>8</sub> "	23 <sup>1</sup> / <sub>2</sub> "	48 <sup>7</sup> / <sub>16</sub> "	Y	MT3WSRH5024FFL	2,095.	2,199.	2,309.



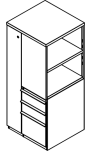
Order Code	Specification Information	Critical Dimensions
Example: <b>MT3SBLH5724BBFL-NJ</b>	For non-locking towers, deduct \$60 from the list price for single and double door units or \$75 list for units with wardrobe. Substitute the "L" suffix with a "N" within the pattern number to designate a non-locking unit, example (MT3SLH6424BBFN)	Dimensions under, <b>w</b> , <b>d</b> and <b>h</b> are actual to the nearest 1/16"
<b>MT3</b> Series 2 Morrison Front		50", 57" and 64" Tower Internal Dimensions
<b>SB</b> Side Access Bookcase		<ul style="list-style-type: none"> <li>Box and M drawer height: 4<sup>3</sup>/<sub>16</sub>"</li> <li>Box and M drawer width: 12<sup>1</sup>/<sub>16</sub>"</li> <li>Box and M drawer depth: 18<sup>3</sup>/<sub>8</sub>"</li> <li>File drawer height: 9<sup>1</sup>/<sub>4</sub>"</li> <li>File drawer width: 12<sup>1</sup>/<sub>16</sub>"</li> <li>File drawer depth: 18<sup>3</sup>/<sub>8</sub>"</li> <li>Wide drawer height: 9<sup>7</sup>/<sub>16</sub>"</li> <li>Wide drawer width: 20<sup>3</sup>/<sub>4</sub>"</li> <li>Wide drawer depth: 22<sup>7</sup>/<sub>8</sub>"</li> </ul>
<b>LH</b> Left Hand Access	"M" drawers consisting of a box drawer body with a file drawer head are available by substituting any two "B" or any one "F" character within the pattern number, example (MT3SLH6424MFN). Multiple "M" drawers may be specified providing they equal the total modules available.	<b>Note:</b> All towers are configured from the top down with standard combinations of box and file drawers.
<b>57</b> 57" High		
<b>24</b> 24" Wide		
<b>B</b> Box Drawer		
<b>B</b> Box Drawer		
<b>F</b> File Drawer		
<b>L</b> Locking		
<b>NJ</b> Medium Grey paint finish		
	A 6" drawer, behind a cupboard door is available by adding the numeral 1 to the end of the pattern number, example (MT3SLH6424BBFL1)	
	Single door towers: Include (2) locks. Double door towers: Include (2) locks. Wardrobe towers: Include (3) locks. 15" wide Side Access Bookcase and Display towers: Include (1) lock. 24" wide Side Access Bookcase and Display towers: Include (2) locks	
	<b>Note:</b> 6" drawer behind doors are not available within the wardrobe portion of towers. Drawers behind doors can be specified with fronts painted in one of 6 accent colors. If an accent color is not selected the fronts will be painted black. Accent colors include, ( <b>MEY</b> ) Memo Yellow, ( <b>MRG</b> ) Marine Grey, ( <b>SFG</b> ) Seafoam Green, ( <b>REG</b> ) Robbins Egg Blue, ( <b>SSP</b> ) Sunset Pink and ( <b>KRD</b> ) Knoll Red.	
	<b>Note: Drawer behind door list pricing is as follows: 1=\$250</b>	
	<b>Application Notes</b>	
	Hanging rails and other accessories are not included and must be ordered separately. Hanging rails are included for 24" and 30" wide lateral drawers only. (See Tower Accessories for pricing and order entry information)	
	Half depth adjustable shelves and coat hooks may be ordered separately allowing the cupboard area of the 15", 24" and 30" wide towers to support binders as well as shorter coats. (See Tower Accessories for pricing and order entry information)	

# Storage Towers Morrison Front

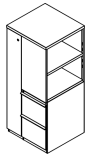
## 24" Wide Storage Towers

### 57" High

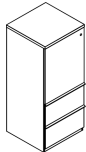
description	type	w	h	lock	pattern no.	P1	P2	P3
57" High Side Access Bookcase with two box and one file drawer with wardrobe (left hand shown)	left hand	23 <sup>7</sup> / <sub>8</sub> "	56 <sup>3</sup> / <sub>16</sub> "	Y	<b>MT3WSBLH5724BBFL</b>	\$2,727.	\$3,135.	\$3,269.
	right hand	23 <sup>7</sup> / <sub>8</sub> "	56 <sup>3</sup> / <sub>16</sub> "	Y	<b>MT3WSBRH5724BBFL</b>	2,727.	3,135.	3,269.



57" High Side Access Bookcase with two file drawers with wardrobe (left hand shown)	left hand	23 <sup>7</sup> / <sub>8</sub> "	56 <sup>3</sup> / <sub>16</sub> "	Y	<b>MT3WSBLH5724FFL</b>	2,628.	3,022.	3,152.
	right hand	23 <sup>7</sup> / <sub>8</sub> "	56 <sup>3</sup> / <sub>16</sub> "	Y	<b>MT3WSBRH5724FFL</b>	2,628.	3,022.	3,152.



57" High Single Door tower with two wide drawers (left hand shown)	left hand	23 <sup>7</sup> / <sub>8</sub> "	56 <sup>3</sup> / <sub>16</sub> "	Y	<b>MT3SLH5724WWL</b>	2,257.	2,595.	2,709.
	right hand	23 <sup>7</sup> / <sub>8</sub> "	56 <sup>3</sup> / <sub>16</sub> "	Y	<b>MT3SRH5724WWL</b>	2,257.	2,595.	2,709.



Order Code	Specification Information	Critical Dimensions																				
<p>Example: <b>MT3SBLH5724BBFL-NJ</b></p> <table border="1"> <tr><td><b>MT3</b></td><td>Series 2 Morrison Front</td></tr> <tr><td><b>SB</b></td><td>Side Access Bookcase</td></tr> <tr><td><b>LH</b></td><td>Left Hand Access</td></tr> <tr><td><b>57</b></td><td>57" High</td></tr> <tr><td><b>24</b></td><td>24" Wide</td></tr> <tr><td><b>B</b></td><td>Box Drawer</td></tr> <tr><td><b>B</b></td><td>Box Drawer</td></tr> <tr><td><b>F</b></td><td>File Drawer</td></tr> <tr><td><b>L</b></td><td>Locking</td></tr> <tr><td><b>NJ</b></td><td>Medium Grey paint finish</td></tr> </table>	<b>MT3</b>	Series 2 Morrison Front	<b>SB</b>	Side Access Bookcase	<b>LH</b>	Left Hand Access	<b>57</b>	57" High	<b>24</b>	24" Wide	<b>B</b>	Box Drawer	<b>B</b>	Box Drawer	<b>F</b>	File Drawer	<b>L</b>	Locking	<b>NJ</b>	Medium Grey paint finish	<p>For non-locking towers, deduct \$60 from the list price for single and double door units or \$75 list for units with wardrobe. Substitute the "L" suffix with a "N" within the pattern number to designate a non-locking unit, example (MT3SLH6424BBFN)</p> <p>"M" drawers consisting of a box drawer body with a file drawer head are available by substituting any two "B" or any one "F" character within the pattern number, example (MT3SLH6424MFN). Multiple "M" drawers may be specified providing they equal the total modules available.</p> <p>A 6" drawer, behind a cupboard door is available by adding the numeral 1 to the end of the pattern number, example (MT3SLH6424BBFL1)</p> <p>Single door towers: Include (2) locks. Double door towers: Include (2) locks. Wardrobe towers: Include (3) locks. 15" wide Side Access Bookcase and Display towers: Include (1) lock. 24" wide Side Access Bookcase and Display towers: Include (2) locks</p>	<p>Dimensions under, <b>w</b>, <b>d</b> and <b>h</b> are actual to the nearest 1/16"</p> <p>50", 57" and 64" Tower Internal Dimensions</p> <ul style="list-style-type: none"> <li>• Box and M drawer height: 4<sup>3</sup>/<sub>16</sub>"</li> <li>• Box and M drawer width: 12<sup>1</sup>/<sub>16</sub>"</li> <li>• Box and M drawer depth: 18<sup>3</sup>/<sub>8</sub>"</li> <li>• File drawer height: 9<sup>1</sup>/<sub>4</sub>"</li> <li>• File drawer width: 12<sup>1</sup>/<sub>16</sub>"</li> <li>• File drawer depth: 18<sup>3</sup>/<sub>8</sub>"</li> <li>• Wide drawer height: 9<sup>7</sup>/<sub>16</sub>"</li> <li>• Wide drawer width: 20<sup>3</sup>/<sub>4</sub>"</li> <li>• Wide drawer depth: 22<sup>3</sup>/<sub>8</sub>"</li> </ul> <p><b>Note:</b> All towers are configured from the top down with standard combinations of box and file drawers.</p>
<b>MT3</b>	Series 2 Morrison Front																					
<b>SB</b>	Side Access Bookcase																					
<b>LH</b>	Left Hand Access																					
<b>57</b>	57" High																					
<b>24</b>	24" Wide																					
<b>B</b>	Box Drawer																					
<b>B</b>	Box Drawer																					
<b>F</b>	File Drawer																					
<b>L</b>	Locking																					
<b>NJ</b>	Medium Grey paint finish																					
	<p><b>Note:</b> 6" drawer behind doors are not available within the wardrobe portion of towers. Drawers behind doors can be specified with fronts painted in one of 6 accent colors. If an accent color is not selected the fronts will be painted black. Accent colors include, (<b>MEY</b>) Memo Yellow, (<b>MRG</b>) Marine Grey, (<b>SFG</b>) Seafoam Green, (<b>REG</b>) Robbins Egg Blue, (<b>SSP</b>) Sunset Pink and (<b>KRD</b>) Knoll Red.</p> <p><b>Note: Drawer behind door list pricing is as follows: 1=\$250</b></p>																					
	<p><b>Application Notes</b></p> <p>Hanging rails and other accessories are not included and must be ordered separately. Hanging rails are included for 24" and 30" wide lateral drawers only. (See <i>Tower Accessories for pricing and order entry information</i>)</p> <p>Half depth adjustable shelves and coat hooks may be ordered separately allowing the cupboard area of the 15", 24" and 30" wide towers to support binders as well as shorter coats. (See <i>Tower Accessories for pricing and order entry information</i>)</p>																					

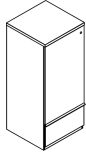
# Storage Towers Morrison Front

## 24" Wide Storage Towers

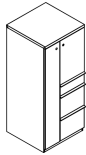
### 57" High

Series 2 Storage

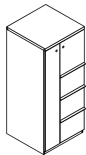
description	type	w	h	lock	pattern no.	P1	P2	P3
57" High Single Door tower with wide drawer (left hand shown)	left hand	23 <sup>7</sup> / <sub>8</sub> "	56 <sup>3</sup> / <sub>16</sub> "	Y	<b>MT3SLH5724WL</b>	\$1,899.	\$2,186.	\$2,276.
	right hand	23 <sup>7</sup> / <sub>8</sub> "	56 <sup>3</sup> / <sub>16</sub> "	Y	<b>MT3SRH5724WL</b>	1,899.	2,186.	2,276.



57" High tower with one box and two file drawers and door and wardrobe (left hand shown)	left hand	23 <sup>7</sup> / <sub>8</sub> "	56 <sup>3</sup> / <sub>16</sub> "	Y	<b>MT3WSLH5724BFFL</b>	2,582.	2,971.	3,096.
	right hand	23 <sup>7</sup> / <sub>8</sub> "	56 <sup>3</sup> / <sub>16</sub> "	Y	<b>MT3WSRH5724BFFL</b>	2,582.	2,971.	3,096.



57" High tower with three file drawers and door and wardrobe (left hand shown)	left hand	23 <sup>7</sup> / <sub>8</sub> "	56 <sup>3</sup> / <sub>16</sub> "	Y	<b>MT3WSLH5724FFFL</b>	2,583.	2,972.	3,098.
	right hand	23 <sup>7</sup> / <sub>8</sub> "	56 <sup>3</sup> / <sub>16</sub> "	Y	<b>MT3WSRH5724FFFL</b>	2,583.	2,972.	3,098.



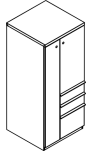
Order Code	Specification Information	Critical Dimensions
Example: <b>MT3SBLH5724BBFL-NJ</b>	For non-locking towers, deduct \$60 from the list price for single and double door units or \$75 list for units with wardrobe. Substitute the "L" suffix with a "N" within the pattern number to designate a non-locking unit, example (MT3SLH6424BBFN)	Dimensions under, <b>w</b> , <b>d</b> and <b>h</b> are actual to the nearest 1/16"
<b>MT3</b> Series 2 Morrison Front		50", 57" and 64" Tower Internal Dimensions
<b>SB</b> Side Access Bookcase		<ul style="list-style-type: none"> <li>Box and M drawer height: 4<sup>3</sup>/<sub>16</sub>"</li> <li>Box and M drawer width: 12<sup>1</sup>/<sub>16</sub>"</li> <li>Box and M drawer depth: 18<sup>3</sup>/<sub>8</sub>"</li> <li>File drawer height: 9<sup>1</sup>/<sub>4</sub>"</li> <li>File drawer width: 12<sup>1</sup>/<sub>16</sub>"</li> <li>File drawer depth: 18<sup>3</sup>/<sub>8</sub>"</li> <li>Wide drawer height: 9<sup>7</sup>/<sub>16</sub>"</li> <li>Wide drawer width: 20<sup>3</sup>/<sub>4</sub>"</li> <li>Wide drawer depth: 22<sup>7</sup>/<sub>8</sub>"</li> </ul>
<b>LH</b> Left Hand Access	"M" drawers consisting of a box drawer body with a file drawer head are available by substituting any two "B" or any one "F" character within the pattern number, example (MT3SLH6424MFN). Multiple "M" drawers may be specified providing they equal the total modules available.	<b>Note:</b> All towers are configured from the top down with standard combinations of box and file drawers.
<b>57</b> 57" High		
<b>24</b> 24" Wide		
<b>B</b> Box Drawer		
<b>B</b> Box Drawer		
<b>F</b> File Drawer		
<b>L</b> Locking		
<b>NJ</b> Medium Grey paint finish		
	A 6" drawer, behind a cupboard door is available by adding the numeral 1 to the end of the pattern number, example (MT3SLH6424BBFL1)	
	Single door towers: Include (2) locks. Double door towers: Include (2) locks. Wardrobe towers: Include (3) locks. 15" wide Side Access Bookcase and Display towers: Include (1) lock. 24" wide Side Access Bookcase and Display towers: Include (2) locks	
	<b>Note:</b> 6" drawer behind doors are not available within the wardrobe portion of towers. Drawers behind doors can be specified with fronts painted in one of 6 accent colors. If an accent color is not selected the fronts will be painted black. Accent colors include, ( <b>MEY</b> ) Memo Yellow, ( <b>MRG</b> ) Marine Grey, ( <b>SFG</b> ) Seafoam Green, ( <b>REG</b> ) Robbins Egg Blue, ( <b>SSP</b> ) Sunset Pink and ( <b>KRD</b> ) Knoll Red.	
	<b>Note: Drawer behind door list pricing is as follows: 1=\$250</b>	
	<b>Application Notes</b>	
	Hanging rails and other accessories are not included and must be ordered separately. Hanging rails are included for 24" and 30" wide lateral drawers only. (See Tower Accessories for pricing and order entry information)	
	Half depth adjustable shelves and coat hooks may be ordered separately allowing the cupboard area of the 15", 24" and 30" wide towers to support binders as well as shorter coats. (See Tower Accessories for pricing and order entry information)	

# Storage Towers Morrison Front

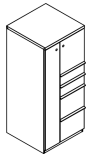
## 24" Wide Storage Towers

### 57" High

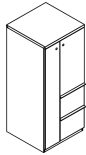
description	type	w	h	lock	pattern no.	P1	P2	P3
57" High tower with two box and one file drawer and door and wardrobe (left hand shown)	left hand	23 <sup>7</sup> / <sub>8</sub> "	56 <sup>3</sup> / <sub>16</sub> "	Y	MT3WSLH5724BBFL	\$2,676.	\$3,078.	\$3,207.
	right hand	23 <sup>7</sup> / <sub>8</sub> "	56 <sup>3</sup> / <sub>16</sub> "	Y	MT3WSRH5724BBFL	2,676.	3,078.	3,207.



57" High tower with two box and two file drawers and door and wardrobe (left hand shown)	left hand	23 <sup>7</sup> / <sub>8</sub> "	56 <sup>3</sup> / <sub>16</sub> "	Y	MT3WSLH5724BBFFL	2,813.	3,233.	3,372.
	right hand	23 <sup>7</sup> / <sub>8</sub> "	56 <sup>3</sup> / <sub>16</sub> "	Y	MT3WSRH5724BBFFL	2,813.	3,233.	3,372.



57" High tower with two file drawers and door and wardrobe (left hand shown)	left hand	23 <sup>7</sup> / <sub>8</sub> "	56 <sup>3</sup> / <sub>16</sub> "	Y	MT3WSLH5724FFL	2,161.	2,484.	2,591.
	right hand	23 <sup>7</sup> / <sub>8</sub> "	56 <sup>3</sup> / <sub>16</sub> "	Y	MT3WSRH5724FFL	2,161.	2,484.	2,591.



Order Code	Specification Information	Critical Dimensions																				
<p>Example: <b>MT3SBLH5724BBFL-NJ</b></p> <table border="1"> <tr> <td><b>MT3</b></td> <td>Series 2 Morrison Front</td> </tr> <tr> <td><b>SB</b></td> <td>Side Access Bookcase</td> </tr> <tr> <td><b>LH</b></td> <td>Left Hand Access</td> </tr> <tr> <td><b>57</b></td> <td>57" High</td> </tr> <tr> <td><b>24</b></td> <td>24" Wide</td> </tr> <tr> <td><b>B</b></td> <td>Box Drawer</td> </tr> <tr> <td><b>B</b></td> <td>Box Drawer</td> </tr> <tr> <td><b>F</b></td> <td>File Drawer</td> </tr> <tr> <td><b>L</b></td> <td>Locking</td> </tr> <tr> <td><b>NJ</b></td> <td>Medium Grey paint finish</td> </tr> </table>	<b>MT3</b>	Series 2 Morrison Front	<b>SB</b>	Side Access Bookcase	<b>LH</b>	Left Hand Access	<b>57</b>	57" High	<b>24</b>	24" Wide	<b>B</b>	Box Drawer	<b>B</b>	Box Drawer	<b>F</b>	File Drawer	<b>L</b>	Locking	<b>NJ</b>	Medium Grey paint finish	<p>For non-locking towers, deduct \$60 from the list price for single and double door units or \$75 list for units with wardrobe. Substitute the "L" suffix with a "N" within the pattern number to designate a non-locking unit, example (MT3SLH6424BBFN)</p> <p>"M" drawers consisting of a box drawer body with a file drawer head are available by substituting any two "B" or any one "F" character within the pattern number, example (MT3SLH6424MFN). Multiple "M" drawers may be specified providing they equal the total modules available.</p> <p>A 6" drawer, behind a cupboard door is available by adding the numeral 1 to the end of the pattern number, example (MT3SLH6424BBFL1)</p> <p>Single door towers: Include (2) locks. Double door towers: Include (2) locks. Wardrobe towers: Include (3) locks. 15" wide Side Access Bookcase and Display towers: Include (1) lock. 24" wide Side Access Bookcase and Display towers: Include (2) locks</p>	<p>Dimensions under, <b>w</b>, <b>d</b> and <b>h</b> are actual to the nearest 1/16"</p> <p>50", 57" and 64" Tower Internal Dimensions</p> <ul style="list-style-type: none"> <li>• Box and M drawer height: 4<sup>3</sup>/<sub>16</sub>"</li> <li>• Box and M drawer width: 12<sup>1</sup>/<sub>16</sub>"</li> <li>• Box and M drawer depth: 18<sup>3</sup>/<sub>8</sub>"</li> <li>• File drawer height: 9<sup>1</sup>/<sub>4</sub>"</li> <li>• File drawer width: 12<sup>1</sup>/<sub>16</sub>"</li> <li>• File drawer depth: 18<sup>3</sup>/<sub>8</sub>"</li> <li>• Wide drawer height: 9<sup>7</sup>/<sub>16</sub>"</li> <li>• Wide drawer width: 20<sup>3</sup>/<sub>4</sub>"</li> <li>• Wide drawer depth: 22<sup>3</sup>/<sub>8</sub>"</li> </ul> <p><b>Note:</b> All towers are configured from the top down with standard combinations of box and file drawers.</p>
<b>MT3</b>	Series 2 Morrison Front																					
<b>SB</b>	Side Access Bookcase																					
<b>LH</b>	Left Hand Access																					
<b>57</b>	57" High																					
<b>24</b>	24" Wide																					
<b>B</b>	Box Drawer																					
<b>B</b>	Box Drawer																					
<b>F</b>	File Drawer																					
<b>L</b>	Locking																					
<b>NJ</b>	Medium Grey paint finish																					
	<p><b>Note:</b> 6" drawer behind doors are not available within the wardrobe portion of towers. Drawers behind doors can be specified with fronts painted in one of 6 accent colors. If an accent color is not selected the fronts will be painted black. Accent colors include, (<b>MEY</b>) Memo Yellow, (<b>MRG</b>) Marine Grey, (<b>SFG</b>) Seafoam Green, (<b>REG</b>) Robbins Egg Blue, (<b>SSP</b>) Sunset Pink and (<b>KRD</b>) Knoll Red.</p> <p><b>Note: Drawer behind door list pricing is as follows: 1=\$250</b></p>																					
	<p><b>Application Notes</b></p> <p>Hanging rails and other accessories are not included and must be ordered separately. Hanging rails are included for 24" and 30" wide lateral drawers only. (See <i>Tower Accessories for pricing and order entry information</i>)</p> <p>Half depth adjustable shelves and coat hooks may be ordered separately allowing the cupboard area of the 15", 24" and 30" wide towers to support binders as well as shorter coats. (See <i>Tower Accessories for pricing and order entry information</i>)</p>																					

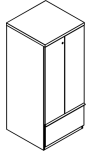
# Storage Towers Morrison Front

## 24" Wide Storage Towers

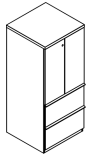
### 57" High

Series 2 Storage

description	type	w	h	lock	pattern no.	P1	P2	P3
57" High, Double Door tower with one wide drawer		23 <sup>7</sup> / <sub>8</sub> "	56 <sup>3</sup> / <sub>16</sub> "	Y	<b>MT3D5724WL</b>	\$2,253.	\$2,591.	\$2,703.



57" High, Double Door tower with two wide drawers		23 <sup>7</sup> / <sub>8</sub> "	56 <sup>3</sup> / <sub>16</sub> "	Y	<b>MT3D5724WWL</b>	2,657.	3,056.	3,188.
---	--	----------------------------------	-----------------------------------	---	--------------------	--------	--------	--------



Order Code	Specification Information	Critical Dimensions																				
<p>Example: <b>MT3SBLH5724BBFL-NJ</b></p> <table border="1"> <tr> <td><b>MT3</b></td> <td>Series 2 Morrison Front</td> </tr> <tr> <td><b>SB</b></td> <td>Side Access Bookcase</td> </tr> <tr> <td><b>LH</b></td> <td>Left Hand Access</td> </tr> <tr> <td><b>57</b></td> <td>57" High</td> </tr> <tr> <td><b>24</b></td> <td>24" Wide</td> </tr> <tr> <td><b>B</b></td> <td>Box Drawer</td> </tr> <tr> <td><b>B</b></td> <td>Box Drawer</td> </tr> <tr> <td><b>F</b></td> <td>File Drawer</td> </tr> <tr> <td><b>L</b></td> <td>Locking</td> </tr> <tr> <td><b>NJ</b></td> <td>Medium Grey paint finish</td> </tr> </table>	<b>MT3</b>	Series 2 Morrison Front	<b>SB</b>	Side Access Bookcase	<b>LH</b>	Left Hand Access	<b>57</b>	57" High	<b>24</b>	24" Wide	<b>B</b>	Box Drawer	<b>B</b>	Box Drawer	<b>F</b>	File Drawer	<b>L</b>	Locking	<b>NJ</b>	Medium Grey paint finish	<p>For non-locking towers, deduct \$60 from the list price for single and double door units or \$75 list for units with wardrobe. Substitute the "L" suffix with a "N" within the pattern number to designate a non-locking unit, example (MT3SLH6424BBFN)</p> <p>"M" drawers consisting of a box drawer body with a file drawer head are available by substituting any two "B" or any one "F" character within the pattern number, example (MT3SLH6424MFN). Multiple "M" drawers may be specified providing they equal the total modules available.</p> <p>A 6" drawer, behind a cupboard door is available by adding the numeral 1 to the end of the pattern number, example (MT3SLH6424BBFL1)</p> <p>Single door towers: Include (2) locks. Double door towers: Include (2) locks. Wardrobe towers: Include (3) locks. 15" wide Side Access Bookcase and Display towers: Include (1) lock. 24" wide Side Access Bookcase and Display towers: Include (2) locks</p>	<p>Dimensions under, <b>w</b>, <b>d</b> and <b>h</b> are actual to the nearest 1/16"</p> <p>50", 57" and 64" Tower Internal Dimensions</p> <ul style="list-style-type: none"> <li>• Box and M drawer height: 4<sup>3</sup>/<sub>16</sub>"</li> <li>• Box and M drawer width: 12<sup>1</sup>/<sub>16</sub>"</li> <li>• Box and M drawer depth: 18<sup>3</sup>/<sub>8</sub>"</li> <li>• File drawer height: 9<sup>1</sup>/<sub>4</sub>"</li> <li>• File drawer width: 12<sup>1</sup>/<sub>16</sub>"</li> <li>• File drawer depth: 18<sup>3</sup>/<sub>8</sub>"</li> <li>• Wide drawer height: 9<sup>7</sup>/<sub>16</sub>"</li> <li>• Wide drawer width: 20<sup>3</sup>/<sub>4</sub>"</li> <li>• Wide drawer depth: 22<sup>7</sup>/<sub>8</sub>"</li> </ul> <p><b>Note:</b> All towers are configured from the top down with standard combinations of box and file drawers.</p>
<b>MT3</b>	Series 2 Morrison Front																					
<b>SB</b>	Side Access Bookcase																					
<b>LH</b>	Left Hand Access																					
<b>57</b>	57" High																					
<b>24</b>	24" Wide																					
<b>B</b>	Box Drawer																					
<b>B</b>	Box Drawer																					
<b>F</b>	File Drawer																					
<b>L</b>	Locking																					
<b>NJ</b>	Medium Grey paint finish																					
	<p><b>Note:</b> 6" drawer behind doors are not available within the wardrobe portion of towers. Drawers behind doors can be specified with fronts painted in one of 6 accent colors. If an accent color is not selected the fronts will be painted black. Accent colors include, (<b>MEY</b>) Memo Yellow, (<b>MRG</b>) Marine Grey, (<b>SFG</b>) Seafoam Green, (<b>REG</b>) Robbins Egg Blue, (<b>SSP</b>) Sunset Pink and (<b>KRD</b>) Knoll Red.</p> <p><b>Note: Drawer behind door list pricing is as follows: 1=\$250</b></p>																					
	<p><b>Application Notes</b></p> <p>Hanging rails and other accessories are not included and must be ordered separately. Hanging rails are included for 24" and 30" wide lateral drawers only. (See <i>Tower Accessories for pricing and order entry information</i>)</p> <p>Half depth adjustable shelves and coat hooks may be ordered separately allowing the cupboard area of the 15", 24" and 30" wide towers to support binders as well as shorter coats. (See <i>Tower Accessories for pricing and order entry information</i>)</p>																					

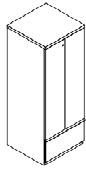


# Storage Towers Morrison Front

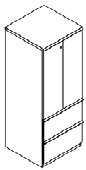
## 24" Wide Storage Towers

### 64" High

description	type	w	d	h	lock	pattern no.	P1	P2	P3
64" High Double Door tower with one wide drawer		23 <sup>7</sup> / <sub>8</sub> "	23 <sup>1</sup> / <sub>2</sub> "	63 <sup>3</sup> / <sub>16</sub> "	Y	<b>MT3D6424WL</b>	\$2,298.	\$2,412.	\$2,533.



64" High Double Door tower with two wide drawers		23 <sup>7</sup> / <sub>8</sub> "	23 <sup>1</sup> / <sub>2</sub> "	63 <sup>3</sup> / <sub>16</sub> "	Y	<b>MT3D6424WWL</b>	2,726.	2,859.	3,002.
--	--	----------------------------------	----------------------------------	-----------------------------------	---	--------------------	--------	--------	--------



Order Code	Specification Information	Critical Dimensions																				
<p>Example: <b>MT3SBLH5724BBFL-NJ</b></p> <table border="1"> <tr> <td><b>MT3</b></td> <td>Series 2 Morrison Front</td> </tr> <tr> <td><b>SB</b></td> <td>Side Access Bookcase</td> </tr> <tr> <td><b>LH</b></td> <td>Left Hand Access</td> </tr> <tr> <td><b>57</b></td> <td>57" High</td> </tr> <tr> <td><b>24</b></td> <td>24" Wide</td> </tr> <tr> <td><b>B</b></td> <td>Box Drawer</td> </tr> <tr> <td><b>B</b></td> <td>Box Drawer</td> </tr> <tr> <td><b>F</b></td> <td>File Drawer</td> </tr> <tr> <td><b>L</b></td> <td>Locking</td> </tr> <tr> <td><b>NJ</b></td> <td>Medium Grey paint finish</td> </tr> </table>	<b>MT3</b>	Series 2 Morrison Front	<b>SB</b>	Side Access Bookcase	<b>LH</b>	Left Hand Access	<b>57</b>	57" High	<b>24</b>	24" Wide	<b>B</b>	Box Drawer	<b>B</b>	Box Drawer	<b>F</b>	File Drawer	<b>L</b>	Locking	<b>NJ</b>	Medium Grey paint finish	<p>For non-locking towers, deduct \$60 from the list price for single and double door units or \$75 list for units with wardrobe. Substitute the "L" suffix with a "N" within the pattern number to designate a non-locking unit, example (MT3SLH6424BBFN)</p> <p>"M" drawers consisting of a box drawer body with a file drawer head are available by substituting any two "B" or any one "F" character within the pattern number, example (MT3SLH6424MFN). Multiple "M" drawers may be specified providing they equal the total modules available.</p> <p>A 6" drawer, behind a cupboard door is available by adding the numeral 1 to the end of the pattern number, example (MT3SLH6424BBFL1)</p> <p>Single door towers: Include (2) locks. Double door towers: Include (2) locks. Wardrobe towers: Include (3) locks. 15" wide Side Access Bookcase and Display towers: Include (1) lock. 24" wide Side Access Bookcase and Display towers: Include (2) locks</p>	<p>Dimensions under, <b>w</b>, <b>d</b> and <b>h</b> are actual to the nearest 1/16"</p> <p>50", 57" and 64" Tower Internal Dimensions</p> <ul style="list-style-type: none"> <li>• Box and M drawer height: 4<sup>3</sup>/<sub>16</sub>"</li> <li>• Box and M drawer width: 12<sup>1</sup>/<sub>16</sub>"</li> <li>• Box and M drawer depth: 18<sup>3</sup>/<sub>8</sub>"</li> <li>• File drawer height: 9<sup>1</sup>/<sub>4</sub>"</li> <li>• File drawer width: 12<sup>1</sup>/<sub>16</sub>"</li> <li>• File drawer depth: 18<sup>3</sup>/<sub>8</sub>"</li> <li>• Wide drawer height: 9<sup>7</sup>/<sub>16</sub>"</li> <li>• Wide drawer width: 20<sup>3</sup>/<sub>4</sub>"</li> <li>• Wide drawer depth: 22<sup>7</sup>/<sub>8</sub>"</li> </ul> <p><b>Note:</b> All towers are configured from the top down with standard combinations of box and file drawers.</p>
<b>MT3</b>	Series 2 Morrison Front																					
<b>SB</b>	Side Access Bookcase																					
<b>LH</b>	Left Hand Access																					
<b>57</b>	57" High																					
<b>24</b>	24" Wide																					
<b>B</b>	Box Drawer																					
<b>B</b>	Box Drawer																					
<b>F</b>	File Drawer																					
<b>L</b>	Locking																					
<b>NJ</b>	Medium Grey paint finish																					
	<p><b>Note:</b> 6" drawer behind doors are not available within the wardrobe portion of towers. Drawers behind doors can be specified with fronts painted in one of 6 accent colors. If an accent color is not selected the fronts will be painted black. Accent colors include, (<b>MEY</b>) Memo Yellow, (<b>MRG</b>) Marine Grey, (<b>SFG</b>) Seafoam Green, (<b>REG</b>) Robbins Egg Blue, (<b>SSP</b>) Sunset Pink and (<b>KRD</b>) Knoll Red.</p> <p><b>Note: Drawer behind door list pricing is as follows: 1=\$250</b></p>																					
	<p><b>Application Notes</b></p> <p>Hanging rails and other accessories are not included and must be ordered separately. Hanging rails are included for 24" and 30" wide lateral drawers only. (See <i>Tower Accessories for pricing and order entry information</i>)</p> <p>Half depth adjustable shelves and coat hooks may be ordered separately allowing the cupboard area of the 15", 24" and 30" wide towers to support binders as well as shorter coats. (See <i>Tower Accessories for pricing and order entry information</i>)</p>																					

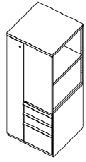
# Storage Towers Morrison Front

## 24" Wide Storage Towers

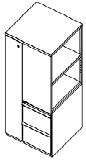
### 64" High

Series 2 Storage

description	type	w	d	h	lock	pattern no.	P1	P2	P3
64" High Side Access Bookcase with two box and one file drawer with wardrobe (left hand shown)	left hand	23 7/8"	23 1/2"	63 5/16"	Y	MT3WSBLH6424BBFL	\$2,783.	\$2,923.	\$3,068.
	right hand	23 7/8"	23 1/2"	63 5/16"	Y	MT3WSBRH6424BBFL	2,783.	2,923.	3,068.



64" High Side Access Bookcase with two file drawers with wardrobe (left hand shown)	left hand	23 7/8"	23 1/2"	63 5/16"	Y	MT3WSBLH6424FFL	2,688.	2,824.	2,962.
	right hand	23 7/8"	23 1/2"	63 5/16"	Y	MT3WSBRH6424FFL	2,688.	2,824.	2,962.



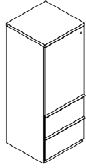
Order Code	Specification Information	Critical Dimensions																				
<p>Example: <b>MT3SBLH5724BBFL-NJ</b></p> <table border="1"> <tr> <td><b>MT3</b></td> <td>Series 2 Morrison Front</td> </tr> <tr> <td><b>SB</b></td> <td>Side Access Bookcase</td> </tr> <tr> <td><b>LH</b></td> <td>Left Hand Access</td> </tr> <tr> <td><b>57</b></td> <td>57" High</td> </tr> <tr> <td><b>24</b></td> <td>24" Wide</td> </tr> <tr> <td><b>B</b></td> <td>Box Drawer</td> </tr> <tr> <td><b>B</b></td> <td>Box Drawer</td> </tr> <tr> <td><b>F</b></td> <td>File Drawer</td> </tr> <tr> <td><b>L</b></td> <td>Locking</td> </tr> <tr> <td><b>NJ</b></td> <td>Medium Grey paint finish</td> </tr> </table>	<b>MT3</b>	Series 2 Morrison Front	<b>SB</b>	Side Access Bookcase	<b>LH</b>	Left Hand Access	<b>57</b>	57" High	<b>24</b>	24" Wide	<b>B</b>	Box Drawer	<b>B</b>	Box Drawer	<b>F</b>	File Drawer	<b>L</b>	Locking	<b>NJ</b>	Medium Grey paint finish	<p>For non-locking towers, deduct \$60 from the list price for single and double door units or \$75 list for units with wardrobe. Substitute the "L" suffix with a "N" within the pattern number to designate a non-locking unit, example (MT3SLH6424BBFN)</p> <p>"M" drawers consisting of a box drawer body with a file drawer head are available by substituting any two "B" or any one "F" character within the pattern number, example (MT3SLH6424MFN). Multiple "M" drawers may be specified providing they equal the total modules available.</p> <p>A 6" drawer, behind a cupboard door is available by adding the numeral 1 to the end of the pattern number, example (MT3SLH6424BBFL1)</p> <p>Single door towers: Include (2) locks. Double door towers: Include (2) locks. Wardrobe towers: Include (3) locks. 15" wide Side Access Bookcase and Display towers: Include (1) lock. 24" wide Side Access Bookcase and Display towers: Include (2) locks</p>	<p>Dimensions under, <b>w</b>, <b>d</b> and <b>h</b> are actual to the nearest 1/16"</p> <p>50", 57" and 64" Tower Internal Dimensions</p> <ul style="list-style-type: none"> <li>• Box and M drawer height: 4 5/16"</li> <li>• Box and M drawer width: 12 1/16"</li> <li>• Box and M drawer depth: 18 3/8"</li> <li>• File drawer height: 9 1/4"</li> <li>• File drawer width: 12 1/16"</li> <li>• File drawer depth: 18 3/8"</li> <li>• Wide drawer height: 9 7/16"</li> <li>• Wide drawer width: 20 3/4"</li> <li>• Wide drawer depth: 22 7/8"</li> </ul> <p><b>Note:</b> All towers are configured from the top down with standard combinations of box and file drawers.</p>
<b>MT3</b>	Series 2 Morrison Front																					
<b>SB</b>	Side Access Bookcase																					
<b>LH</b>	Left Hand Access																					
<b>57</b>	57" High																					
<b>24</b>	24" Wide																					
<b>B</b>	Box Drawer																					
<b>B</b>	Box Drawer																					
<b>F</b>	File Drawer																					
<b>L</b>	Locking																					
<b>NJ</b>	Medium Grey paint finish																					
	<p><b>Note:</b> 6" drawer behind doors are not available within the wardrobe portion of towers. Drawers behind doors can be specified with fronts painted in one of 6 accent colors. If an accent color is not selected the fronts will be painted black. Accent colors include, (<b>MEY</b>) Memo Yellow, (<b>MRG</b>) Marine Grey, (<b>SFG</b>) Seafoam Green, (<b>REG</b>) Robbins Egg Blue, (<b>SSP</b>) Sunset Pink and (<b>KRD</b>) Knoll Red.</p> <p><b>Note: Drawer behind door list pricing is as follows: 1=\$250</b></p>																					
	<p><b>Application Notes</b></p> <p>Hanging rails and other accessories are not included and must be ordered separately. Hanging rails are included for 24" and 30" wide lateral drawers only. (See <i>Tower Accessories for pricing and order entry information</i>)</p> <p>Half depth adjustable shelves and coat hooks may be ordered separately allowing the cupboard area of the 15", 24" and 30" wide towers to support binders as well as shorter coats. (See <i>Tower Accessories for pricing and order entry information</i>)</p>																					

# Storage Towers Morrison Front

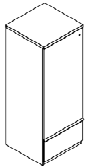
## 24" Wide Storage Towers

### 64" High

description	type	w	d	h	lock	pattern no.	P1	P2	P3
64" High Single Door tower with two wide drawers (left hand shown)	left hand	23 7/8"	23 1/2"	63 5/16"	Y	MT3SLH6424WWL	\$2,273.	\$2,388.	\$2,508.
	right hand	23 7/8"	23 1/2"	63 5/16"	Y	MT3SRH6424WWL	2,273.	2,388.	2,508.



64" High Single Door tower with wide drawer (left hand shown)	left hand	23 7/8"	23 1/2"	63 5/16"	Y	MT3SLH6424WL	1,966.	2,064.	2,167.
	right hand	23 7/8"	23 1/2"	63 5/16"	Y	MT3SRH6424WL	1,966.	2,064.	2,167.



Order Code	Specification Information	Critical Dimensions																				
<p>Example: <b>MT3SBLH5724BBFL-NJ</b></p> <table border="1"> <tr> <td><b>MT3</b></td> <td>Series 2 Morrison Front</td> </tr> <tr> <td><b>SB</b></td> <td>Side Access Bookcase</td> </tr> <tr> <td><b>LH</b></td> <td>Left Hand Access</td> </tr> <tr> <td><b>57</b></td> <td>57" High</td> </tr> <tr> <td><b>24</b></td> <td>24" Wide</td> </tr> <tr> <td><b>B</b></td> <td>Box Drawer</td> </tr> <tr> <td><b>B</b></td> <td>Box Drawer</td> </tr> <tr> <td><b>F</b></td> <td>File Drawer</td> </tr> <tr> <td><b>L</b></td> <td>Locking</td> </tr> <tr> <td><b>NJ</b></td> <td>Medium Grey paint finish</td> </tr> </table>	<b>MT3</b>	Series 2 Morrison Front	<b>SB</b>	Side Access Bookcase	<b>LH</b>	Left Hand Access	<b>57</b>	57" High	<b>24</b>	24" Wide	<b>B</b>	Box Drawer	<b>B</b>	Box Drawer	<b>F</b>	File Drawer	<b>L</b>	Locking	<b>NJ</b>	Medium Grey paint finish	<p>For non-locking towers, deduct \$60 from the list price for single and double door units or \$75 list for units with wardrobe. Substitute the "L" suffix with a "N" within the pattern number to designate a non-locking unit, example (MT3SLH6424BBFN)</p> <p>"M" drawers consisting of a box drawer body with a file drawer head are available by substituting any two "B" or any one "F" character within the pattern number, example (MT3SLH6424MFN). Multiple "M" drawers may be specified providing they equal the total modules available.</p> <p>A 6" drawer, behind a cupboard door is available by adding the numeral 1 to the end of the pattern number, example (MT3SLH6424BBFL1)</p> <p>Single door towers: Include (2) locks. Double door towers: Include (2) locks. Wardrobe towers: Include (3) locks. 15" wide Side Access Bookcase and Display towers: Include (1) lock. 24" wide Side Access Bookcase and Display towers: Include (2) locks</p>	<p>Dimensions under, <b>w</b>, <b>d</b> and <b>h</b> are actual to the nearest 1/16"</p> <p>50", 57" and 64" Tower Internal Dimensions</p> <ul style="list-style-type: none"> <li>• Box and M drawer height: 4 3/16"</li> <li>• Box and M drawer width: 12 1/16"</li> <li>• Box and M drawer depth: 18 3/8"</li> <li>• File drawer height: 9 1/4"</li> <li>• File drawer width: 12 1/16"</li> <li>• File drawer depth: 18 3/8"</li> <li>• Wide drawer height: 9 7/16"</li> <li>• Wide drawer width: 20 3/4"</li> <li>• Wide drawer depth: 22 7/8"</li> </ul> <p><b>Note:</b> All towers are configured from the top down with standard combinations of box and file drawers.</p>
<b>MT3</b>	Series 2 Morrison Front																					
<b>SB</b>	Side Access Bookcase																					
<b>LH</b>	Left Hand Access																					
<b>57</b>	57" High																					
<b>24</b>	24" Wide																					
<b>B</b>	Box Drawer																					
<b>B</b>	Box Drawer																					
<b>F</b>	File Drawer																					
<b>L</b>	Locking																					
<b>NJ</b>	Medium Grey paint finish																					
	<p><b>Note:</b> 6" drawer behind doors are not available within the wardrobe portion of towers. Drawers behind doors can be specified with fronts painted in one of 6 accent colors. If an accent color is not selected the fronts will be painted black. Accent colors include, (<b>MEY</b>) Memo Yellow, (<b>MRG</b>) Marine Grey, (<b>SFG</b>) Seafoam Green, (<b>REG</b>) Robbins Egg Blue, (<b>SSP</b>) Sunset Pink and (<b>KRD</b>) Knoll Red.</p> <p><b>Note: Drawer behind door list pricing is as follows: 1=\$250</b></p>																					
	<p><b>Application Notes</b></p> <p>Hanging rails and other accessories are not included and must be ordered separately. Hanging rails are included for 24" and 30" wide lateral drawers only. (See <i>Tower Accessories for pricing and order entry information</i>)</p> <p>Half depth adjustable shelves and coat hooks may be ordered separately allowing the cupboard area of the 15", 24" and 30" wide towers to support binders as well as shorter coats. (See <i>Tower Accessories for pricing and order entry information</i>)</p>																					

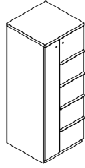
# Storage Towers Morrison Front

## 24" Wide Storage Towers

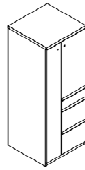
### 64" High

Series 2 Storage

description	type	w	d	h	lock	pattern no.	P1	P2	P3
64" High tower with four file drawers and door and wardrobe (left hand shown)	left hand	23 <sup>7</sup> / <sub>8</sub> "	23 <sup>1</sup> / <sub>2</sub> "	63 <sup>5</sup> / <sub>16</sub> "	Y	MT3WSLH6424FFFL	\$2,909.	\$3,055.	\$3,206.
	right hand	23 <sup>7</sup> / <sub>8</sub> "	23 <sup>1</sup> / <sub>2</sub> "	63 <sup>5</sup> / <sub>16</sub> "	Y	MT3WSRH6424FFFL	2,909.	3,055.	3,206.



64" High tower with one box and two file drawers and door and wardrobe (left hand shown)	left hand	23 <sup>7</sup> / <sub>8</sub> "	23 <sup>1</sup> / <sub>2</sub> "	63 <sup>5</sup> / <sub>16</sub> "	Y	MT3WSLH6424BFFL	2,658.	2,790.	2,930.
	right hand	23 <sup>7</sup> / <sub>8</sub> "	23 <sup>1</sup> / <sub>2</sub> "	63 <sup>5</sup> / <sub>16</sub> "	Y	MT3WSRH6424BFFL	2,658.	2,790.	2,930.



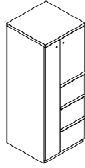
Order Code	Specification Information	Critical Dimensions																				
<p>Example: <b>MT3SBLH5724BBFL-NJ</b></p> <table border="1"> <tr> <td><b>MT3</b></td> <td>Series 2 Morrison Front</td> </tr> <tr> <td><b>SB</b></td> <td>Side Access Bookcase</td> </tr> <tr> <td><b>LH</b></td> <td>Left Hand Access</td> </tr> <tr> <td><b>57</b></td> <td>57" High</td> </tr> <tr> <td><b>24</b></td> <td>24" Wide</td> </tr> <tr> <td><b>B</b></td> <td>Box Drawer</td> </tr> <tr> <td><b>B</b></td> <td>Box Drawer</td> </tr> <tr> <td><b>F</b></td> <td>File Drawer</td> </tr> <tr> <td><b>L</b></td> <td>Locking</td> </tr> <tr> <td><b>NJ</b></td> <td>Medium Grey paint finish</td> </tr> </table>	<b>MT3</b>	Series 2 Morrison Front	<b>SB</b>	Side Access Bookcase	<b>LH</b>	Left Hand Access	<b>57</b>	57" High	<b>24</b>	24" Wide	<b>B</b>	Box Drawer	<b>B</b>	Box Drawer	<b>F</b>	File Drawer	<b>L</b>	Locking	<b>NJ</b>	Medium Grey paint finish	<p>For non-locking towers, deduct \$60 from the list price for single and double door units or \$75 list for units with wardrobe. Substitute the "L" suffix with a "N" within the pattern number to designate a non-locking unit, example (MT3SLH6424BBFN)</p> <p>"M" drawers consisting of a box drawer body with a file drawer head are available by substituting any two "B" or any one "F" character within the pattern number, example (MT3SLH6424MFN). Multiple "M" drawers may be specified providing they equal the total modules available.</p> <p>A 6" drawer, behind a cupboard door is available by adding the numeral 1 to the end of the pattern number, example (MT3SLH6424BBFL1)</p> <p>Single door towers: Include (2) locks. Double door towers: Include (2) locks. Wardrobe towers: Include (3) locks. 15" wide Side Access Bookcase and Display towers: Include (1) lock. 24" wide Side Access Bookcase and Display towers: Include (2) locks</p>	<p>Dimensions under, <b>w</b>, <b>d</b> and <b>h</b> are actual to the nearest 1/16"</p> <p>50", 57" and 64" Tower Internal Dimensions</p> <ul style="list-style-type: none"> <li>• Box and M drawer height: 4<sup>3</sup>/<sub>16</sub>"</li> <li>• Box and M drawer width: 12<sup>1</sup>/<sub>16</sub>"</li> <li>• Box and M drawer depth: 18<sup>3</sup>/<sub>8</sub>"</li> <li>• File drawer height: 9<sup>1</sup>/<sub>4</sub>"</li> <li>• File drawer width: 12<sup>1</sup>/<sub>16</sub>"</li> <li>• File drawer depth: 18<sup>3</sup>/<sub>8</sub>"</li> <li>• Wide drawer height: 9<sup>7</sup>/<sub>16</sub>"</li> <li>• Wide drawer width: 20<sup>3</sup>/<sub>4</sub>"</li> <li>• Wide drawer depth: 22<sup>7</sup>/<sub>8</sub>"</li> </ul> <p><b>Note:</b> All towers are configured from the top down with standard combinations of box and file drawers.</p>
<b>MT3</b>	Series 2 Morrison Front																					
<b>SB</b>	Side Access Bookcase																					
<b>LH</b>	Left Hand Access																					
<b>57</b>	57" High																					
<b>24</b>	24" Wide																					
<b>B</b>	Box Drawer																					
<b>B</b>	Box Drawer																					
<b>F</b>	File Drawer																					
<b>L</b>	Locking																					
<b>NJ</b>	Medium Grey paint finish																					
	<p><b>Note:</b> 6" drawer behind doors are not available within the wardrobe portion of towers. Drawers behind doors can be specified with fronts painted in one of 6 accent colors. If an accent color is not selected the fronts will be painted black. Accent colors include, (<b>MEY</b>) Memo Yellow, (<b>MKG</b>) Marine Grey, (<b>SFG</b>) Seafoam Green, (<b>REG</b>) Robbins Egg Blue, (<b>SSP</b>) Sunset Pink and (<b>KRD</b>) Knoll Red.</p> <p><b>Note: Drawer behind door list pricing is as follows: 1=\$250</b></p>																					
	<p><b>Application Notes</b></p> <p>Hanging rails and other accessories are not included and must be ordered separately. Hanging rails are included for 24" and 30" wide lateral drawers only. (See <i>Tower Accessories for pricing and order entry information</i>)</p> <p>Half depth adjustable shelves and coat hooks may be ordered separately allowing the cupboard area of the 15", 24" and 30" wide towers to support binders as well as shorter coats. (See <i>Tower Accessories for pricing and order entry information</i>)</p>																					

# Storage Towers Morrison Front

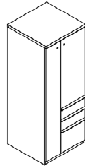
## 24" Wide Storage Towers

### 64" High

description	type	w	d	h	lock	pattern no.	P1	P2	P3
64" High tower with three file drawers and door and wardrobe (left hand shown)	left hand	23 7/8"	23 1/2"	63 5/16"	Y	MT3WSLH6424FFFL	\$2,642.	\$2,774.	\$2,912.
	right hand	23 7/8"	23 1/2"	63 5/16"	Y	MT3WSRH6424FFFL	2,642.	2,774.	2,912.



64" High tower with two box and one file drawer and door and wardrobe (left hand shown)	left hand	23 7/8"	23 1/2"	63 5/16"	Y	MT3WSLH6424BBFL	2,777.	2,913.	3,060.
	right hand	23 7/8"	23 1/2"	63 5/16"	Y	MT3WSRH6424BBFL	2,777.	2,913.	3,060.



Order Code	Specification Information	Critical Dimensions																				
<p>Example: <b>MT3SBLH5724BBFL-NJ</b></p> <table border="1"> <tr> <td><b>MT3</b></td> <td>Series 2 Morrison Front</td> </tr> <tr> <td><b>SB</b></td> <td>Side Access Bookcase</td> </tr> <tr> <td><b>LH</b></td> <td>Left Hand Access</td> </tr> <tr> <td><b>57</b></td> <td>57" High</td> </tr> <tr> <td><b>24</b></td> <td>24" Wide</td> </tr> <tr> <td><b>B</b></td> <td>Box Drawer</td> </tr> <tr> <td><b>B</b></td> <td>Box Drawer</td> </tr> <tr> <td><b>F</b></td> <td>File Drawer</td> </tr> <tr> <td><b>L</b></td> <td>Locking</td> </tr> <tr> <td><b>NJ</b></td> <td>Medium Grey paint finish</td> </tr> </table>	<b>MT3</b>	Series 2 Morrison Front	<b>SB</b>	Side Access Bookcase	<b>LH</b>	Left Hand Access	<b>57</b>	57" High	<b>24</b>	24" Wide	<b>B</b>	Box Drawer	<b>B</b>	Box Drawer	<b>F</b>	File Drawer	<b>L</b>	Locking	<b>NJ</b>	Medium Grey paint finish	<p>For non-locking towers, deduct \$60 from the list price for single and double door units or \$75 list for units with wardrobe. Substitute the "L" suffix with a "N" within the pattern number to designate a non-locking unit, example (MT3SLH6424BBFN)</p> <p>"M" drawers consisting of a box drawer body with a file drawer head are available by substituting any two "B" or any one "F" character within the pattern number, example (MT3SLH6424MFN). Multiple "M" drawers may be specified providing they equal the total modules available.</p> <p>A 6" drawer, behind a cupboard door is available by adding the numeral 1 to the end of the pattern number, example (MT3SLH6424BBFL1)</p> <p>Single door towers: Include (2) locks. Double door towers: Include (2) locks. Wardrobe towers: Include (3) locks. 15" wide Side Access Bookcase and Display towers: Include (1) lock. 24" wide Side Access Bookcase and Display towers: Include (2) locks</p>	<p>Dimensions under, <b>w</b>, <b>d</b> and <b>h</b> are actual to the nearest 1/16"</p> <p>50", 57" and 64" Tower Internal Dimensions</p> <ul style="list-style-type: none"> <li>• Box and M drawer height: 4 5/16"</li> <li>• Box and M drawer width: 12 1/16"</li> <li>• Box and M drawer depth: 18 3/8"</li> <li>• File drawer height: 9 1/4"</li> <li>• File drawer width: 12 1/16"</li> <li>• File drawer depth: 18 3/8"</li> <li>• Wide drawer height: 9 7/16"</li> <li>• Wide drawer width: 20 3/4"</li> <li>• Wide drawer depth: 22 7/8"</li> </ul> <p><b>Note:</b> All towers are configured from the top down with standard combinations of box and file drawers.</p>
<b>MT3</b>	Series 2 Morrison Front																					
<b>SB</b>	Side Access Bookcase																					
<b>LH</b>	Left Hand Access																					
<b>57</b>	57" High																					
<b>24</b>	24" Wide																					
<b>B</b>	Box Drawer																					
<b>B</b>	Box Drawer																					
<b>F</b>	File Drawer																					
<b>L</b>	Locking																					
<b>NJ</b>	Medium Grey paint finish																					
	<p><b>Note:</b> 6" drawer behind doors are not available within the wardrobe portion of towers. Drawers behind doors can be specified with fronts painted in one of 6 accent colors. If an accent color is not selected the fronts will be painted black. Accent colors include, (<b>MEY</b>) Memo Yellow, (<b>MFG</b>) Marine Grey, (<b>SFG</b>) Seafoam Green, (<b>REG</b>) Robbins Egg Blue, (<b>SSP</b>) Sunset Pink and (<b>KRD</b>) Knoll Red.</p> <p><b>Note: Drawer behind door list pricing is as follows: 1=\$250</b></p>																					
	<p><b>Application Notes</b></p> <p>Hanging rails and other accessories are not included and must be ordered separately. Hanging rails are included for 24" and 30" wide lateral drawers only. (See <i>Tower Accessories for pricing and order entry information</i>)</p> <p>Half depth adjustable shelves and coat hooks may be ordered separately allowing the cupboard area of the 15", 24" and 30" wide towers to support binders as well as shorter coats. (See <i>Tower Accessories for pricing and order entry information</i>)</p>																					

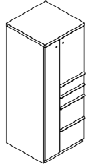
# Storage Towers Morrison Front

## 24" Wide Storage Towers

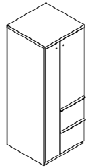
### 64" High

Series 2 Storage

description	type	w	d	h	lock	pattern no.	P1	P2	P3
64" High tower with two box and two file drawers and door and wardrobe (left hand shown)	left hand	23 <sup>7</sup> / <sub>8</sub> "	23 <sup>1</sup> / <sub>2</sub> "	63 <sup>3</sup> / <sub>16</sub> "	Y	<b>MT3WSLH6424BBFFL</b>	\$2,872.	\$3,014.	\$3,165.
	right hand	23 <sup>7</sup> / <sub>8</sub> "	23 <sup>1</sup> / <sub>2</sub> "	63 <sup>3</sup> / <sub>16</sub> "	Y	<b>MT3WSRH6424BBFFL</b>	2,872.	3,014.	3,165.



64" High tower with two file drawers and door and wardrobe (left hand shown)	left hand	23 <sup>7</sup> / <sub>8</sub> "	23 <sup>1</sup> / <sub>2</sub> "	63 <sup>3</sup> / <sub>16</sub> "	Y	<b>MT3WSLH6424FFL</b>	2,231.	2,342.	2,460.
	right hand	23 <sup>7</sup> / <sub>8</sub> "	23 <sup>1</sup> / <sub>2</sub> "	63 <sup>3</sup> / <sub>16</sub> "	Y	<b>MT3WSRH6424FFL</b>	2,231.	2,342.	2,460.



#### Order Code

Example:	<b>MT3SBLH5724BBFL-NJ</b>
<b>MT3</b>	Series 2 Morrison Front
<b>SB</b>	Side Access Bookcase
<b>LH</b>	Left Hand Access
<b>57</b>	57" High
<b>24</b>	24" Wide
<b>B</b>	Box Drawer
<b>B</b>	Box Drawer
<b>F</b>	File Drawer
<b>L</b>	Locking
<b>NJ</b>	Medium Grey paint finish

#### Specification Information

For non-locking towers, deduct \$60 from the list price for single and double door units or \$75 list for units with wardrobe. Substitute the "L" suffix with a "N" within the pattern number to designate a non-locking unit, example (MT3SLH6424BBFN)

"M" drawers consisting of a box drawer body with a file drawer head are available by substituting any two "B" or any one "F" character within the pattern number, example (MT3SLH6424MFN). Multiple "M" drawers may be specified providing they equal the total modules available.

A 6" drawer, behind a cupboard door is available by adding the numeral 1 to the end of the pattern number, example (MT3SLH6424BBFL1)

Single door towers: Include (2) locks. Double door towers: Include (2) locks. Wardrobe towers: Include (3) locks. 15" wide Side Access Bookcase and Display towers: Include (1) lock. 24" wide Side Access Bookcase and Display towers: Include (2) locks

**Note:** 6" drawer behind doors are not available within the wardrobe portion of towers. Drawers behind doors can be specified with fronts painted in one of 6 accent colors. If an accent color is not selected the fronts will be painted black. Accent colors include, (MEY) Memo Yellow, (MRG) Marine Grey, (SFG) Seafoam Green, (REG) Robbins Egg Blue, (SSP) Sunset Pink and (KRD) Knoll Red.

**Note: Drawer behind door list pricing is as follows: 1=\$250**

#### Application Notes

Hanging rails and other accessories are not included and must be ordered separately. Hanging rails are included for 24" and 30" wide lateral drawers only. (See *Tower Accessories for pricing and order entry information*)

Half depth adjustable shelves and coat hooks may be ordered separately allowing the cupboard area of the 15", 24" and 30" wide towers to support binders as well as shorter coats. (See *Tower Accessories for pricing and order entry information*)

#### Critical Dimensions

Dimensions under, **w**, **d** and **h** are actual to the nearest 1/16"

50", 57" and 64" Tower Internal Dimensions

- Box and M drawer height: 4<sup>3</sup>/<sub>16</sub>"
- Box and M drawer width: 12<sup>1</sup>/<sub>16</sub>"
- Box and M drawer depth: 18<sup>3</sup>/<sub>8</sub>"
- File drawer height: 9<sup>1</sup>/<sub>4</sub>"
- File drawer width: 12<sup>1</sup>/<sub>16</sub>"
- File drawer depth: 18<sup>3</sup>/<sub>8</sub>"
- Wide drawer height: 9<sup>7</sup>/<sub>16</sub>"
- Wide drawer width: 20<sup>3</sup>/<sub>4</sub>"
- Wide drawer depth: 22<sup>7</sup>/<sub>8</sub>"

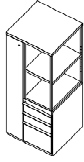
**Note:** All towers are configured from the top down with standard combinations of box and file drawers.

# Storage Towers Morrison Front

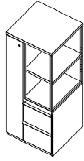
## 24" Wide Storage Towers

### 64" High

description	type	w	d	h	lock	pattern no.	P1	P2	P3
64" High Display tower with two box and one file drawer and wardrobe (left hand shown)	left hand	23 7/8"	23 1/2"	63 7/16"	Y	MT3WBDLH6424BBFL	\$2,808.	\$2,949.	\$3,098.
	right hand	23 7/8"	23 1/2"	63 7/16"	Y	MT3WBDRH6424BBFL	2,808.	2,949.	3,098.



64" High Display tower with two file drawers and wardrobe (left hand shown)	left hand	23 7/8"	23 1/2"	63 7/16"	Y	MT3WBDLH6424FFL	2,713.	2,849.	2,990.
	right hand	23 7/8"	23 1/2"	63 7/16"	Y	MT3WBDRH6424FFL	2,713.	2,849.	2,990.



Order Code	Specification Information	Critical Dimensions																				
<p>Example: <b>MT3SBLH5724BBFL-NJ</b></p> <table border="1"> <tr><td><b>MT3</b></td><td>Series 2 Morrison Front</td></tr> <tr><td><b>SB</b></td><td>Side Access Bookcase</td></tr> <tr><td><b>LH</b></td><td>Left Hand Access</td></tr> <tr><td><b>57</b></td><td>57" High</td></tr> <tr><td><b>24</b></td><td>24" Wide</td></tr> <tr><td><b>B</b></td><td>Box Drawer</td></tr> <tr><td><b>B</b></td><td>Box Drawer</td></tr> <tr><td><b>F</b></td><td>File Drawer</td></tr> <tr><td><b>L</b></td><td>Locking</td></tr> <tr><td><b>NJ</b></td><td>Medium Grey paint finish</td></tr> </table>	<b>MT3</b>	Series 2 Morrison Front	<b>SB</b>	Side Access Bookcase	<b>LH</b>	Left Hand Access	<b>57</b>	57" High	<b>24</b>	24" Wide	<b>B</b>	Box Drawer	<b>B</b>	Box Drawer	<b>F</b>	File Drawer	<b>L</b>	Locking	<b>NJ</b>	Medium Grey paint finish	<p>For non-locking towers, deduct \$60 from the list price for single and double door units or \$75 list for units with wardrobe. Substitute the "L" suffix with a "N" within the pattern number to designate a non-locking unit, example (MT3SLH6424BBFN)</p> <p>"M" drawers consisting of a box drawer body with a file drawer head are available by substituting any two "B" or any one "F" character within the pattern number, example (MT3SLH6424MFN). Multiple "M" drawers may be specified providing they equal the total modules available.</p> <p>A 6" drawer, behind a cupboard door is available by adding the numeral 1 to the end of the pattern number, example (MT3SLH6424BBFL1)</p> <p>Single door towers: Include (2) locks. Double door towers: Include (2) locks. Wardrobe towers: Include (3) locks. 15" wide Side Access Bookcase and Display towers: Include (1) lock. 24" wide Side Access Bookcase and Display towers: Include (2) locks</p>	<p>Dimensions under, <b>w</b>, <b>d</b> and <b>h</b> are actual to the nearest 1/16"</p> <p>50", 57" and 64" Tower Internal Dimensions</p> <ul style="list-style-type: none"> <li>• Box and M drawer height: 4 7/16"</li> <li>• Box and M drawer width: 12 1/16"</li> <li>• Box and M drawer depth: 18 3/8"</li> <li>• File drawer height: 9 1/4"</li> <li>• File drawer width: 12 1/16"</li> <li>• File drawer depth: 18 3/8"</li> <li>• Wide drawer height: 9 7/16"</li> <li>• Wide drawer width: 20 3/4"</li> <li>• Wide drawer depth: 22 7/8"</li> </ul> <p><b>Note:</b> All towers are configured from the top down with standard combinations of box and file drawers.</p>
<b>MT3</b>	Series 2 Morrison Front																					
<b>SB</b>	Side Access Bookcase																					
<b>LH</b>	Left Hand Access																					
<b>57</b>	57" High																					
<b>24</b>	24" Wide																					
<b>B</b>	Box Drawer																					
<b>B</b>	Box Drawer																					
<b>F</b>	File Drawer																					
<b>L</b>	Locking																					
<b>NJ</b>	Medium Grey paint finish																					
	<p><b>Note:</b> 6" drawer behind doors are not available within the wardrobe portion of towers. Drawers behind doors can be specified with fronts painted in one of 6 accent colors. If an accent color is not selected the fronts will be painted black. Accent colors include, (<b>MEY</b>) Memo Yellow, (<b>MRG</b>) Marine Grey, (<b>SFG</b>) Seafoam Green, (<b>REG</b>) Robbins Egg Blue, (<b>SSP</b>) Sunset Pink and (<b>KRD</b>) Knoll Red.</p> <p><b>Note: Drawer behind door list pricing is as follows: 1=\$250</b></p>																					
	<p><b>Application Notes</b></p> <p>Hanging rails and other accessories are not included and must be ordered separately. Hanging rails are included for 24" and 30" wide lateral drawers only. (See <i>Tower Accessories for pricing and order entry information</i>)</p> <p>Half depth adjustable shelves and coat hooks may be ordered separately allowing the cupboard area of the 15", 24" and 30" wide towers to support binders as well as shorter coats. (See <i>Tower Accessories for pricing and order entry information</i>)</p>																					

# Storage Towers Morrison Front

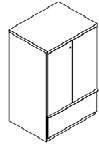
## 30" Wide Storage Towers

### 50" High

Series 2 Storage

description	type	w	d	h	lock	pattern no.	P1	P2	P3
-------------	------	---	---	---	------	-------------	----	----	----

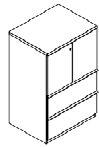
50" High Double Door tower with one wide drawer



		29 <sup>7</sup> / <sub>8</sub> "	23 <sup>1</sup> / <sub>2</sub> "	48 <sup>5</sup> / <sub>16</sub> "	Y	<b>MT3D5030WL</b>	\$2,536.	\$2,663.	\$2,795.
--	--	----------------------------------	----------------------------------	-----------------------------------	---	-------------------	----------	----------	----------

24" and 30" wide double door cabinets may be ordered with a grommet option located in the back of the case by adding a "G" between the 4th and 5th character of the pattern number, example (MT3D**G**6424WL). Add \$100 list for this option. **Note:** By adding a "G" option, the cabinet will also receive AV hinged doors.

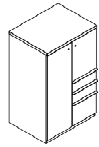
50" High Double Door tower with two wide drawers



		29 <sup>7</sup> / <sub>8</sub> "	23 <sup>1</sup> / <sub>2</sub> "	48 <sup>5</sup> / <sub>16</sub> "	Y	<b>MT3D5030WWL</b>	3,035.	3,188.	3,346.
--	--	----------------------------------	----------------------------------	-----------------------------------	---	--------------------	--------	--------	--------

24" and 30" wide double door cabinets may be ordered with a grommet option located in the back of the case by adding a "G" between the 4th and 5th character of the pattern number, example (MT3D**G**6424WL). Add \$100 list for this option. **Note:** By adding a "G" option, the cabinet will also receive AV hinged doors.

50" High tower with two box and one file drawer and door and wardrobe (left hand shown)



left hand	29 <sup>7</sup> / <sub>8</sub> "	23 <sup>1</sup> / <sub>2</sub> "	48 <sup>5</sup> / <sub>16</sub> "	Y	<b>MT3WSLH5030BBFL</b>	2,521.	2,645.	2,780.
right hand	29 <sup>7</sup> / <sub>8</sub> "	23 <sup>1</sup> / <sub>2</sub> "	48 <sup>5</sup> / <sub>16</sub> "	Y	<b>MT3WSRH5030BBFL</b>	2,521.	2,645.	2,780.

#### Order Code

Example:	<b>DT3WSBL5730BBFL-NJ</b>
<b>MT3</b>	Series 2 Morrison Front
<b>WS</b>	Wardrobe and Single Doors
<b>LH</b>	Left Hand Access
<b>57</b>	57" High
<b>30</b>	30" Wide
<b>B</b>	Box Drawer
<b>B</b>	Box Drawer
<b>F</b>	File Drawer
<b>L</b>	Locking
<b>NJ</b>	Medium Grey paint finish

#### Specification Information

For non-locking towers, deduct \$60 from the list price for single and double door units or \$75 for units with wardrobe. Substitute the "L" suffix with a "N" within the pattern number to designate a non-locking unit, example (MT3WSLH5030BBFN)

"M" drawers consisting of a box drawer body with a file drawer head are available by substituting any two "B" or any one "F" character within the pattern number, example (MT3WSLH5030MFN). Multiple "M" drawers may be specified providing they equal the total modules available.

A 6" drawer, behind a cupboard door is available by adding the numeral 1 to the end of the pattern number, example (MT3WSLH5030BBFL1)

Single door towers: Include (2) locks. Double door towers: Include (2) locks. Wardrobe towers: Include (3) locks. 15" wide Side Access Bookcase and Display towers: Include (1) lock. 24" wide Side Access Bookcase and Display towers: Include (2) locks

**Note:** 6" drawer behind doors are not available within the wardrobe portion of towers. Drawers behind doors can be specified with fronts painted in one of 6 accent colors. If an accent color is not selected the fronts will be painted black. Accent colors include, (**MEY**) Memo Yellow, (**MRG**) Marine Grey, (**SFG**) Seafoam Green, (**REG**) Robbins Egg Blue, (**SSP**) Sunset Pink and (**KRD**) Knoll Red.

**Note: Drawer behind the doors list price is as follows: 1=\$250**

#### Application Notes

Hanging rails and other accessories are not included and must be ordered separately. Hanging rails are included with 24" and 30" wide lateral drawers only. (See *Tower Accessories for pricing and order entry information*)

Half depth adjustable shelves and coat hooks may be ordered separately allowing the cupboard area of the 15", 24" and 30" wide towers to support binders as well as shorter coats. (See *Tower Accessories for pricing and order entry information*)

#### Critical Dimensions

Dimensions under, **w**, **d** and **h** are actual to the nearest 1/16"

50", 57" and 64" Tower Internal Dimensions

- Box and M drawer height: 4<sup>7</sup>/<sub>16</sub>"
- Box and M drawer width: 12<sup>1</sup>/<sub>16</sub>"
- Box and M drawer depth: 18<sup>3</sup>/<sub>8</sub>"
- File drawer height: 9<sup>1</sup>/<sub>4</sub>"
- File drawer width: 12<sup>1</sup>/<sub>16</sub>"
- File drawer depth: 18<sup>3</sup>/<sub>8</sub>"
- Wide drawer height: 9<sup>7</sup>/<sub>16</sub>"
- Wide drawer width: 20<sup>3</sup>/<sub>4</sub>"
- Wide drawer depth: 22<sup>7</sup>/<sub>8</sub>"

**Note:** All towers are configured from the top down with standard combinations of box and file drawers.

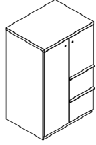


# Storage Towers Morrison Front

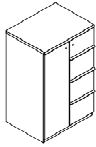
## 30" Wide Storage Towers

### 50" High

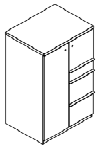
description	type	w	d	h	lock	pattern no.	P1	P2	P3
50" High tower with two file drawers and door and wardrobe (left hand shown)	left hand	29 <sup>7</sup> / <sub>8</sub> "	23 <sup>1</sup> / <sub>2</sub> "	48 <sup>5</sup> / <sub>16</sub> "	Y	<b>MT3WSLH5030FFFL</b>	\$2,333.	\$2,448.	\$2,571.
	right hand	29 <sup>7</sup> / <sub>8</sub> "	23 <sup>1</sup> / <sub>2</sub> "	48 <sup>5</sup> / <sub>16</sub> "	Y	<b>MT3WSRH5030FFFL</b>	2,333.	2,448.	2,571.



50" High tower with three file drawers and door and wardrobe (left hand shown)	left hand	29 <sup>7</sup> / <sub>8</sub> "	23 <sup>1</sup> / <sub>2</sub> "	48 <sup>5</sup> / <sub>16</sub> "	Y	<b>MT3WSLH5030FFFL</b>	2,567.	2,693.	2,830.
	right hand	29 <sup>7</sup> / <sub>8</sub> "	23 <sup>1</sup> / <sub>2</sub> "	48 <sup>5</sup> / <sub>16</sub> "	Y	<b>MT3WSRH5030FFFL</b>	2,567.	2,693.	2,830.



50" High tower with one box and two file drawers and door and wardrobe (left hand shown)	left hand	29 <sup>7</sup> / <sub>8</sub> "	23 <sup>1</sup> / <sub>2</sub> "	48 <sup>5</sup> / <sub>16</sub> "	Y	<b>MT3WSLH5030BFFL</b>	2,543.	2,672.	2,804.
	right hand	29 <sup>7</sup> / <sub>8</sub> "	23 <sup>1</sup> / <sub>2</sub> "	48 <sup>5</sup> / <sub>16</sub> "	Y	<b>MT3WSRH5030BFFL</b>	2,543.	2,672.	2,804.



Order Code	Specification Information	Critical Dimensions																				
<p>Example: <b>DT3WSBL5730BBFL-NJ</b></p> <table border="1"> <tr> <td><b>MT3</b></td> <td>Series 2 Morrison Front</td> </tr> <tr> <td><b>WS</b></td> <td>Wardrobe and Single Doors</td> </tr> <tr> <td><b>LH</b></td> <td>Left Hand Access</td> </tr> <tr> <td><b>57</b></td> <td>57" High</td> </tr> <tr> <td><b>30</b></td> <td>30" Wide</td> </tr> <tr> <td><b>B</b></td> <td>Box Drawer</td> </tr> <tr> <td><b>B</b></td> <td>Box Drawer</td> </tr> <tr> <td><b>F</b></td> <td>File Drawer</td> </tr> <tr> <td><b>L</b></td> <td>Locking</td> </tr> <tr> <td><b>NJ</b></td> <td>Medium Grey paint finish</td> </tr> </table>	<b>MT3</b>	Series 2 Morrison Front	<b>WS</b>	Wardrobe and Single Doors	<b>LH</b>	Left Hand Access	<b>57</b>	57" High	<b>30</b>	30" Wide	<b>B</b>	Box Drawer	<b>B</b>	Box Drawer	<b>F</b>	File Drawer	<b>L</b>	Locking	<b>NJ</b>	Medium Grey paint finish	<p>For non-locking towers, deduct \$60 from the list price for single and double door units or \$75 for units with wardrobe. Substitute the "L" suffix with a "N" within the pattern number to designate a non-locking unit, example (MT3WSLH5030BBFN)</p> <p>"M" drawers consisting of a box drawer body with a file drawer head are available by substituting any two "B" or any one "F" character within the pattern number, example (MT3WSLH5030MFN). Multiple "M" drawers may be specified providing they equal the total modules available.</p> <p>A 6" drawer, behind a cupboard door is available by adding the numeral 1 to the end of the pattern number, example (MT3WSLH5030BBFL1)</p> <p>Single door towers: Include (2) locks. Double door towers: Include (2) locks. Wardrobe towers: Include (3) locks. 15" wide Side Access Bookcase and Display towers: Include (1) lock. 24" wide Side Access Bookcase and Display towers: Include (2) locks</p>	<p>Dimensions under, <b>w</b>, <b>d</b> and <b>h</b> are actual to the nearest 1/16"</p> <p>50", 57" and 64" Tower Internal Dimensions</p> <ul style="list-style-type: none"> <li>• Box and M drawer height: 4<sup>3</sup>/<sub>16</sub>"</li> <li>• Box and M drawer width: 12<sup>1</sup>/<sub>16</sub>"</li> <li>• Box and M drawer depth: 18<sup>3</sup>/<sub>8</sub>"</li> <li>• File drawer height: 9<sup>1</sup>/<sub>4</sub>"</li> <li>• File drawer width: 12<sup>1</sup>/<sub>16</sub>"</li> <li>• File drawer depth: 18<sup>3</sup>/<sub>8</sub>"</li> <li>• Wide drawer height: 9<sup>7</sup>/<sub>16</sub>"</li> <li>• Wide drawer width: 20<sup>3</sup>/<sub>4</sub>"</li> <li>• Wide drawer depth: 22<sup>7</sup>/<sub>8</sub>"</li> </ul> <p><b>Note:</b> All towers are configured from the top down with standard combinations of box and file drawers.</p>
<b>MT3</b>	Series 2 Morrison Front																					
<b>WS</b>	Wardrobe and Single Doors																					
<b>LH</b>	Left Hand Access																					
<b>57</b>	57" High																					
<b>30</b>	30" Wide																					
<b>B</b>	Box Drawer																					
<b>B</b>	Box Drawer																					
<b>F</b>	File Drawer																					
<b>L</b>	Locking																					
<b>NJ</b>	Medium Grey paint finish																					
	<p><b>Note:</b> 6" drawer behind doors are not available within the wardrobe portion of towers. Drawers behind doors can be specified with fronts painted in one of 6 accent colors. If an accent color is not selected the fronts will be painted black. Accent colors include, (<b>MEY</b>) Memo Yellow, (<b>MRG</b>) Marine Grey, (<b>SFG</b>) Seafoam Green, (<b>REG</b>) Robbins Egg Blue, (<b>SSP</b>) Sunset Pink and (<b>KRD</b>) Knoll Red.</p> <p><b>Note: Drawer behind the doors list price is as follows: 1=\$250</b></p> <p><b>Application Notes</b></p> <p>Hanging rails and other accessories are not included and must be ordered separately. Hanging rails are included with 24" and 30" wide lateral drawers only. (See <i>Tower Accessories for pricing and order entry information</i>)</p> <p>Half depth adjustable shelves and coat hooks may be ordered separately allowing the cupboard area of the 15", 24" and 30" wide towers to support binders as well as shorter coats. (See <i>Tower Accessories for pricing and order entry information</i>)</p>																					

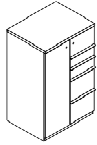
# Storage Towers Morrison Front

## 30" Wide Storage Towers

### 50" High

Series 2 Storage

description	type	w	d	h	lock	pattern no.	P1	P2	P3
50" High tower with two box and two file drawers and door and wardrobe (left hand shown)	left hand	29 <sup>7</sup> / <sub>8</sub> "	23 <sup>1</sup> / <sub>2</sub> "	48 <sup>3</sup> / <sub>16</sub> "	Y	<b>MT3WSLH5030BBFFL</b>	\$2,794.	\$2,934.	\$3,082.



Order Code	Specification Information	Critical Dimensions																				
<p>Example: <b>DT3WSBL5730BBFL-NJ</b></p> <table border="1"> <tr> <td><b>MT3</b></td> <td>Series 2 Morrison Front</td> </tr> <tr> <td><b>WS</b></td> <td>Wardrobe and Single Doors</td> </tr> <tr> <td><b>LH</b></td> <td>Left Hand Access</td> </tr> <tr> <td><b>57</b></td> <td>57" High</td> </tr> <tr> <td><b>30</b></td> <td>30" Wide</td> </tr> <tr> <td><b>B</b></td> <td>Box Drawer</td> </tr> <tr> <td><b>B</b></td> <td>Box Drawer</td> </tr> <tr> <td><b>F</b></td> <td>File Drawer</td> </tr> <tr> <td><b>L</b></td> <td>Locking</td> </tr> <tr> <td><b>NJ</b></td> <td>Medium Grey paint finish</td> </tr> </table>	<b>MT3</b>	Series 2 Morrison Front	<b>WS</b>	Wardrobe and Single Doors	<b>LH</b>	Left Hand Access	<b>57</b>	57" High	<b>30</b>	30" Wide	<b>B</b>	Box Drawer	<b>B</b>	Box Drawer	<b>F</b>	File Drawer	<b>L</b>	Locking	<b>NJ</b>	Medium Grey paint finish	<p>For non-locking towers, deduct \$60 from the list price for single and double door units or \$75 for units with wardrobe. Substitute the "L" suffix with a "N" within the pattern number to designate a non-locking unit, example (MT3WSLH5030BBFN)</p> <p>"M" drawers consisting of a box drawer body with a file drawer head are available by substituting any two "B" or any one "F" character within the pattern number, example (MT3WSLH5030MFN). Multiple "M" drawers may be specified providing they equal the total modules available.</p> <p>A 6" drawer, behind a cupboard door is available by adding the numeral 1 to the end of the pattern number, example (MT3WSLH5030BBFL1)</p> <p>Single door towers: Include (2) locks. Double door towers: Include (2) locks. Wardrobe towers: Include (3) locks. 15" wide Side Access Bookcase and Display towers: Include (1) lock. 24" wide Side Access Bookcase and Display towers: Include (2) locks</p>	<p>Dimensions under, <b>w</b>, <b>d</b> and <b>h</b> are actual to the nearest <sup>1</sup>/<sub>16</sub>"</p> <p>50", 57" and 64" Tower Internal Dimensions</p> <ul style="list-style-type: none"> <li>• Box and M drawer height: 4<sup>3</sup>/<sub>16</sub>"</li> <li>• Box and M drawer width: 12<sup>1</sup>/<sub>16</sub>"</li> <li>• Box and M drawer depth: 18<sup>3</sup>/<sub>8</sub>"</li> <li>• File drawer height: 9<sup>1</sup>/<sub>4</sub>"</li> <li>• File drawer width: 12<sup>1</sup>/<sub>16</sub>"</li> <li>• File drawer depth: 18<sup>3</sup>/<sub>8</sub>"</li> <li>• Wide drawer height: 9<sup>7</sup>/<sub>16</sub>"</li> <li>• Wide drawer width: 20<sup>3</sup>/<sub>4</sub>"</li> <li>• Wide drawer depth: 22<sup>7</sup>/<sub>8</sub>"</li> </ul> <p><b>Note:</b> All towers are configured from the top down with standard combinations of box and file drawers.</p>
<b>MT3</b>	Series 2 Morrison Front																					
<b>WS</b>	Wardrobe and Single Doors																					
<b>LH</b>	Left Hand Access																					
<b>57</b>	57" High																					
<b>30</b>	30" Wide																					
<b>B</b>	Box Drawer																					
<b>B</b>	Box Drawer																					
<b>F</b>	File Drawer																					
<b>L</b>	Locking																					
<b>NJ</b>	Medium Grey paint finish																					
	<p><b>Note:</b> 6" drawer behind doors are not available within the wardrobe portion of towers. Drawers behind doors can be specified with fronts painted in one of 6 accent colors. If an accent color is not selected the fronts will be painted black. Accent colors include, (<b>MEY</b>) Memo Yellow, (<b>MRG</b>) Marine Grey, (<b>SFG</b>) Seafoam Green, (<b>REG</b>) Robbins Egg Blue, (<b>SSP</b>) Sunset Pink and (<b>KRD</b>) Knoll Red.</p> <p><b>Note: Drawer behind the doors list price is as follows: 1=\$250</b></p>																					
	<p><b>Application Notes</b></p> <p>Hanging rails and other accessories are not included and must be ordered separately. Hanging rails are included with 24" and 30" wide lateral drawers only. (<i>See Tower Accessories for pricing and order entry information</i>)</p> <p>Half depth adjustable shelves and coat hooks may be ordered separately allowing the cupboard area of the 15", 24" and 30" wide towers to support binders as well as shorter coats. (<i>See Tower Accessories for pricing and order entry information</i>)</p>																					

# Storage Towers Morrison Front

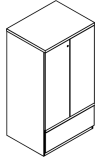
## 30" Wide Storage Towers

### 57" High

Series 2 Storage

description	type	w	d	h	lock	pattern no.	P1	P2	P3
-------------	------	---	---	---	------	-------------	----	----	----

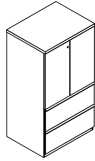
57" High Double Door tower with one wide drawer



		29 <sup>7</sup> / <sub>8</sub> "	23 <sup>1</sup> / <sub>2</sub> "	56 <sup>3</sup> / <sub>16</sub> "	Y	<b>MT3D5730WL</b>	\$2,603.	\$2,992.	\$3,120.
--	--	----------------------------------	----------------------------------	-----------------------------------	---	-------------------	----------	----------	----------

24" and 30" wide double door cabinets may be ordered with a grommet option located in the back of the case by adding a "G" between the 4th and 5th character of the pattern number, example (MT3D**G**6424WL). Add \$100 list for this option. **Note:** By adding a "G" option, the cabinet will also receive AV hinged doors.

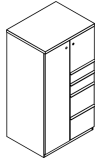
57" High Double Door tower with two wide drawers



		29 <sup>7</sup> / <sub>8</sub> "	23 <sup>1</sup> / <sub>2</sub> "	56 <sup>3</sup> / <sub>16</sub> "	Y	<b>MT3D5730WWL</b>	3,168.	3,642.	3,800.
--	--	----------------------------------	----------------------------------	-----------------------------------	---	--------------------	--------	--------	--------

24" and 30" wide double door cabinets may be ordered with a grommet option located in the back of the case by adding a "G" between the 4th and 5th character of the pattern number, example (MT3D**G**6424WL). Add \$100 list for this option. **Note:** By adding a "G" option, the cabinet will also receive AV hinged doors.

57" High tower with two box and two file drawers and door and wardrobe (left hand shown)



left hand	29 <sup>7</sup> / <sub>8</sub> "	23 <sup>1</sup> / <sub>2</sub> "	56 <sup>3</sup> / <sub>16</sub> "	Y	<b>MT3WSLH5730BBFFL</b>	2,866.	3,297.	3,438.
right hand	29 <sup>7</sup> / <sub>8</sub> "	23 <sup>1</sup> / <sub>2</sub> "	56 <sup>3</sup> / <sub>16</sub> "	Y	<b>MT3WSRH5730BBFFL</b>	2,866.	3,297.	3,438.

#### Order Code

Example:	<b>DT3WSBL5730BBFL-NJ</b>
<b>MT3</b>	Series 2 Morrison Front
<b>WS</b>	Wardrobe and Single Doors
<b>LH</b>	Left Hand Access
<b>57</b>	57" High
<b>30</b>	30" Wide
<b>B</b>	Box Drawer
<b>B</b>	Box Drawer
<b>F</b>	File Drawer
<b>L</b>	Locking
<b>NJ</b>	Medium Grey paint finish

#### Specification Information

For non-locking towers, deduct \$60 from the list price for single and double door units or \$75 for units with wardrobe. Substitute the "L" suffix with a "N" within the pattern number to designate a non-locking unit, example (MT3WSLH5030BBFN)

"M" drawers consisting of a box drawer body with a file drawer head are available by substituting any two "B" or any one "F" character within the pattern number, example (MT3WSLH5030MFN). Multiple "M" drawers may be specified providing they equal the total modules available.

A 6" drawer, behind a cupboard door is available by adding the numeral 1 to the end of the pattern number, example (MT3WSLH5030BBFL1)

Single door towers: Include (2) locks. Double door towers: Include (2) locks. Wardrobe towers: Include (3) locks. 15" wide Side Access Bookcase and Display towers: Include (1) lock. 24" wide Side Access Bookcase and Display towers: Include (2) locks

**Note:** 6" drawer behind doors are not available within the wardrobe portion of towers. Drawers behind doors can be specified with fronts painted in one of 6 accent colors. If an accent color is not selected the fronts will be painted black. Accent colors include, (**MEY**) Memo Yellow, (**MRG**) Marine Grey, (**SFG**) Seafoam Green, (**REG**) Robbins Egg Blue, (**SSP**) Sunset Pink and (**KRD**) Knoll Red.

**Note: Drawer behind the doors list price is as follows: 1=\$250**

#### Application Notes

Hanging rails and other accessories are not included and must be ordered separately. Hanging rails are included with 24" and 30" wide lateral drawers only. (See *Tower Accessories for pricing and order entry information*)

Half depth adjustable shelves and coat hooks may be ordered separately allowing the cupboard area of the 15", 24" and 30" wide towers to support binders as well as shorter coats. (See *Tower Accessories for pricing and order entry information*)

#### Critical Dimensions

Dimensions under, **w**, **d** and **h** are actual to the nearest 1/16"

50", 57" and 64" Tower Internal Dimensions

- Box and M drawer height: 4<sup>7</sup>/<sub>16</sub>"
- Box and M drawer width: 12<sup>1</sup>/<sub>16</sub>"
- Box and M drawer depth: 18<sup>3</sup>/<sub>8</sub>"
- File drawer height: 9<sup>1</sup>/<sub>4</sub>"
- File drawer width: 12<sup>1</sup>/<sub>16</sub>"
- File drawer depth: 18<sup>3</sup>/<sub>8</sub>"
- Wide drawer height: 9<sup>7</sup>/<sub>16</sub>"
- Wide drawer width: 20<sup>3</sup>/<sub>4</sub>"
- Wide drawer depth: 22<sup>7</sup>/<sub>8</sub>"

**Note:** All towers are configured from the top down with standard combinations of box and file drawers.

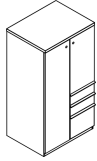
# Storage Towers Morrison Front

## 30" Wide Storage Towers

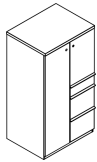
### 57" High

Series 2 Storage

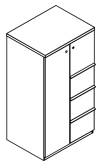
description	type	w	d	h	lock	pattern no.	P1	P2	P3
57" High tower with two box and one file drawer and door and wardrobe (left hand shown)	left hand	29 <sup>7</sup> / <sub>8</sub> "	23 <sup>1</sup> / <sub>2</sub> "	56 <sup>3</sup> / <sub>16</sub> "	Y	MT3WSLH5730BBFL	\$2,641.	\$3,036.	\$3,168.
	right hand	29 <sup>7</sup> / <sub>8</sub> "	23 <sup>1</sup> / <sub>2</sub> "	56 <sup>3</sup> / <sub>16</sub> "	Y	MT3WSRH5730BBFL	2,641.	3,036.	3,168.



57" High tower with one box and two file drawers and door and wardrobe (left hand shown)	left hand	29 <sup>7</sup> / <sub>8</sub> "	23 <sup>1</sup> / <sub>2</sub> "	56 <sup>3</sup> / <sub>16</sub> "	Y	MT3WSLH5730BFFL	2,647.	3,047.	3,175.
	right hand	29 <sup>7</sup> / <sub>8</sub> "	23 <sup>1</sup> / <sub>2</sub> "	56 <sup>3</sup> / <sub>16</sub> "	Y	MT3WSRH5730BFFL	2,647.	3,047.	3,175.



57" High tower with three file drawers and door and wardrobe (left hand shown)	left hand	29 <sup>7</sup> / <sub>8</sub> "	23 <sup>1</sup> / <sub>2</sub> "	56 <sup>3</sup> / <sub>16</sub> "	Y	MT3WSLH5730FFFL	2,640.	3,035.	3,165.
	right hand	29 <sup>7</sup> / <sub>8</sub> "	23 <sup>1</sup> / <sub>2</sub> "	56 <sup>3</sup> / <sub>16</sub> "	Y	MT3WSRH5730FFFL	2,640.	3,035.	3,165.



#### Order Code

Example:	<b>DT3WSBL5730BBFL-NJ</b>
<b>MT3</b>	Series 2 Morrison Front
<b>WS</b>	Wardrobe and Single Doors
<b>LH</b>	Left Hand Access
<b>57</b>	57" High
<b>30</b>	30" Wide
<b>B</b>	Box Drawer
<b>B</b>	Box Drawer
<b>F</b>	File Drawer
<b>L</b>	Locking
<b>NJ</b>	Medium Grey paint finish

#### Specification Information

For non-locking towers, deduct \$60 from the list price for single and double door units or \$75 for units with wardrobe. Substitute the "L" suffix with a "N" within the pattern number to designate a non-locking unit, example (MT3WSLH5030BBFN)

"M" drawers consisting of a box drawer body with a file drawer head are available by substituting any two "B" or any one "F" character within the pattern number, example (MT3WSLH5030MFN). Multiple "M" drawers may be specified providing they equal the total modules available.

A 6" drawer, behind a cupboard door is available by adding the numeral 1 to the end of the pattern number, example (MT3WSLH5030BBFL1)

Single door towers: Include (2) locks. Double door towers: Include (2) locks. Wardrobe towers: Include (3) locks. 15" wide Side Access Bookcase and Display towers: Include (1) lock. 24" wide Side Access Bookcase and Display towers: Include (2) locks

**Note:** 6" drawer behind doors are not available within the wardrobe portion of towers. Drawers behind doors can be specified with fronts painted in one of 6 accent colors. If an accent color is not selected the fronts will be painted black. Accent colors include, (MEY) Memo Yellow, (MRG) Marine Grey, (SFG) Seafoam Green, (REG) Robbins Egg Blue, (SSP) Sunset Pink and (KRD) Knoll Red.

**Note: Drawer behind the doors list price is as follows: 1=\$250**

#### Application Notes

Hanging rails and other accessories are not included and must be ordered separately. Hanging rails are included with 24" and 30" wide lateral drawers only. (See *Tower Accessories for pricing and order entry information*)

Half depth adjustable shelves and coat hooks may be ordered separately allowing the cupboard area of the 15", 24" and 30" wide towers to support binders as well as shorter coats. (See *Tower Accessories for pricing and order entry information*)

#### Critical Dimensions

Dimensions under, **w**, **d** and **h** are actual to the nearest 1/16"

50", 57" and 64" Tower Internal Dimensions

- Box and M drawer height: 4<sup>3</sup>/<sub>16</sub>"
- Box and M drawer width: 12<sup>1</sup>/<sub>16</sub>"
- Box and M drawer depth: 18<sup>3</sup>/<sub>8</sub>"
- File drawer height: 9<sup>1</sup>/<sub>4</sub>"
- File drawer width: 12<sup>1</sup>/<sub>16</sub>"
- File drawer depth: 18<sup>3</sup>/<sub>8</sub>"
- Wide drawer height: 9<sup>7</sup>/<sub>16</sub>"
- Wide drawer width: 20<sup>3</sup>/<sub>4</sub>"
- Wide drawer depth: 22<sup>7</sup>/<sub>8</sub>"

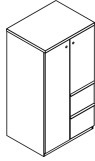
**Note:** All towers are configured from the top down with standard combinations of box and file drawers.

# Storage Towers Morrison Front

## 30" Wide Storage Towers

### 57" High

description	type	w	d	h	lock	pattern no.	P1	P2	P3
57" High tower with two file drawers and door and wardrobe (left hand shown)	left hand	29 <sup>7</sup> / <sub>8</sub> "	23 <sup>1</sup> / <sub>2</sub> "	56 <sup>3</sup> / <sub>16</sub> "	Y	<b>MT3WSLH5730FFL</b>	\$2,456.	\$2,824.	\$2,946.
	right hand	29 <sup>7</sup> / <sub>8</sub> "	23 <sup>1</sup> / <sub>2</sub> "	56 <sup>3</sup> / <sub>16</sub> "	Y	<b>MT3WSRH5730FFL</b>	2,456.	2,824.	2,946.



Order Code	Specification Information	Critical Dimensions																				
<p>Example: <b>DT3WSBL5730BBFL-NJ</b></p> <table border="1"> <tr> <td><b>MT3</b></td> <td>Series 2 Morrison Front</td> </tr> <tr> <td><b>WS</b></td> <td>Wardrobe and Single Doors</td> </tr> <tr> <td><b>LH</b></td> <td>Left Hand Access</td> </tr> <tr> <td><b>57</b></td> <td>57" High</td> </tr> <tr> <td><b>30</b></td> <td>30" Wide</td> </tr> <tr> <td><b>B</b></td> <td>Box Drawer</td> </tr> <tr> <td><b>B</b></td> <td>Box Drawer</td> </tr> <tr> <td><b>F</b></td> <td>File Drawer</td> </tr> <tr> <td><b>L</b></td> <td>Locking</td> </tr> <tr> <td><b>NJ</b></td> <td>Medium Grey paint finish</td> </tr> </table>	<b>MT3</b>	Series 2 Morrison Front	<b>WS</b>	Wardrobe and Single Doors	<b>LH</b>	Left Hand Access	<b>57</b>	57" High	<b>30</b>	30" Wide	<b>B</b>	Box Drawer	<b>B</b>	Box Drawer	<b>F</b>	File Drawer	<b>L</b>	Locking	<b>NJ</b>	Medium Grey paint finish	<p>For non-locking towers, deduct \$60 from the list price for single and double door units or \$75 for units with wardrobe. Substitute the "L" suffix with a "N" within the pattern number to designate a non-locking unit, example (MT3WSLH5030BBFN)</p> <p>"M" drawers consisting of a box drawer body with a file drawer head are available by substituting any two "B" or any one "F" character within the pattern number, example (MT3WSLH5030MFN). Multiple "M" drawers may be specified providing they equal the total modules available.</p> <p>A 6" drawer, behind a cupboard door is available by adding the numeral 1 to the end of the pattern number, example (MT3WSLH5030BBFL1)</p> <p>Single door towers: Include (2) locks. Double door towers: Include (2) locks. Wardrobe towers: Include (3) locks. 15" wide Side Access Bookcase and Display towers: Include (1) lock. 24" wide Side Access Bookcase and Display towers: Include (2) locks</p>	<p>Dimensions under, <b>w</b>, <b>d</b> and <b>h</b> are actual to the nearest 1/16"</p> <p>50", 57" and 64" Tower Internal Dimensions</p> <ul style="list-style-type: none"> <li>• Box and M drawer height: 4<sup>7</sup>/<sub>16</sub>"</li> <li>• Box and M drawer width: 12<sup>1</sup>/<sub>16</sub>"</li> <li>• Box and M drawer depth: 18<sup>3</sup>/<sub>8</sub>"</li> <li>• File drawer height: 9<sup>1</sup>/<sub>4</sub>"</li> <li>• File drawer width: 12<sup>1</sup>/<sub>16</sub>"</li> <li>• File drawer depth: 18<sup>3</sup>/<sub>8</sub>"</li> <li>• Wide drawer height: 9<sup>7</sup>/<sub>16</sub>"</li> <li>• Wide drawer width: 20<sup>3</sup>/<sub>4</sub>"</li> <li>• Wide drawer depth: 22<sup>7</sup>/<sub>8</sub>"</li> </ul> <p><b>Note:</b> All towers are configured from the top down with standard combinations of box and file drawers.</p> <p><b>Note:</b> 6" drawer behind doors are not available within the wardrobe portion of towers. Drawers behind doors can be specified with fronts painted in one of 6 accent colors. If an accent color is not selected the fronts will be painted black. Accent colors include, (<b>MEY</b>) Memo Yellow, (<b>MRG</b>) Marine Grey, (<b>SFG</b>) Seafoam Green, (<b>REG</b>) Robbins Egg Blue, (<b>SSP</b>) Sunset Pink and (<b>KRD</b>) Knoll Red.</p> <p><b>Note: Drawer behind the doors list price is as follows: 1=\$250</b></p> <p><b>Application Notes</b></p> <p>Hanging rails and other accessories are not included and must be ordered separately. Hanging rails are included with 24" and 30" wide lateral drawers only. (See <i>Tower Accessories for pricing and order entry information</i>)</p> <p>Half depth adjustable shelves and coat hooks may be ordered separately allowing the cupboard area of the 15", 24" and 30" wide towers to support binders as well as shorter coats. (See <i>Tower Accessories for pricing and order entry information</i>)</p>
<b>MT3</b>	Series 2 Morrison Front																					
<b>WS</b>	Wardrobe and Single Doors																					
<b>LH</b>	Left Hand Access																					
<b>57</b>	57" High																					
<b>30</b>	30" Wide																					
<b>B</b>	Box Drawer																					
<b>B</b>	Box Drawer																					
<b>F</b>	File Drawer																					
<b>L</b>	Locking																					
<b>NJ</b>	Medium Grey paint finish																					

# Storage Towers Morrison Front

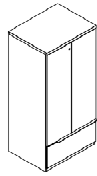
## 30" Wide Storage Towers

### 64" High

Series 2 Storage

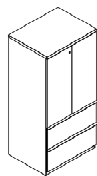
description	type	w	d	h	lock	pattern no.	P1	P2	P3
-------------	------	---	---	---	------	-------------	----	----	----

64" High Double Door tower with one wide drawer		29 <sup>7</sup> / <sub>8</sub> "	23 <sup>1</sup> / <sub>2</sub> "	63 <sup>5</sup> / <sub>16</sub> "	Y	<b>MT3D6430WL</b>	\$2,658.	\$2,790.	\$2,930.
---	--	----------------------------------	----------------------------------	-----------------------------------	---	-------------------	----------	----------	----------



24" and 30" wide double door cabinets may be ordered with a grommet option located in the back of the case by adding a "G" between the 4th and 5th character of the pattern number, example (MT3D**G**6424WL). Add \$100 list for this option. **Note:** By adding a "G" option, the cabinet will also receive AV hinged doors.

64" High Double Door tower with two wide drawers		29 <sup>7</sup> / <sub>8</sub> "	23 <sup>1</sup> / <sub>2</sub> "	63 <sup>5</sup> / <sub>16</sub> "	Y	<b>MT3D6430WWL</b>	3,190.	3,350.	3,517.
--	--	----------------------------------	----------------------------------	-----------------------------------	---	--------------------	--------	--------	--------



24" and 30" wide double door cabinets may be ordered with a grommet option located in the back of the case by adding a "G" between the 4th and 5th character of the pattern number, example (MT3D**G**6424WL). Add \$100 list for this option. **Note:** By adding a "G" option, the cabinet will also receive AV hinged doors.

#### Order Code

Example:	<b>DT3WSBL5730BBFL-NJ</b>
<b>MT3</b>	Series 2 Morrison Front
<b>WS</b>	Wardrobe and Single Doors
<b>LH</b>	Left Hand Access
<b>57</b>	57" High
<b>30</b>	30" Wide
<b>B</b>	Box Drawer
<b>B</b>	Box Drawer
<b>F</b>	File Drawer
<b>L</b>	Locking
<b>NJ</b>	Medium Grey paint finish

#### Specification Information

For non-locking towers, deduct \$60 from the list price for single and double door units or \$75 for units with wardrobe. Substitute the "L" suffix with a "N" within the pattern number to designate a non-locking unit, example (MT3WSLH5030BBFN)

"M" drawers consisting of a box drawer body with a file drawer head are available by substituting any two "B" or any one "F" character within the pattern number, example (MT3WSLH5030MFN). Multiple "M" drawers may be specified providing they equal the total modules available.

A 6" drawer, behind a cupboard door is available by adding the numeral 1 to the end of the pattern number, example (MT3WSLH5030BBFL1)

Single door towers: Include (2) locks. Double door towers: Include (2) locks. Wardrobe towers: Include (3) locks. 15" wide Side Access Bookcase and Display towers: Include (1) lock. 24" wide Side Access Bookcase and Display towers: Include (2) locks

**Note:** 6" drawer behind doors are not available within the wardrobe portion of towers. Drawers behind doors can be specified with fronts painted in one of 6 accent colors. If an accent color is not selected the fronts will be painted black. Accent colors include, (MEY) Memo Yellow, (MRG) Marine Grey, (SFG) Seafoam Green, (REG) Robbins Egg Blue, (SSP) Sunset Pink and (KRD) Knoll Red.

**Note: Drawer behind the doors list price is as follows: 1=\$250**

#### Application Notes

Hanging rails and other accessories are not included and must be ordered separately. Hanging rails are included with 24" and 30" wide lateral drawers only. (See *Tower Accessories for pricing and order entry information*)

Half depth adjustable shelves and coat hooks may be ordered separately allowing the cupboard area of the 15", 24" and 30" wide towers to support binders as well as shorter coats. (See *Tower Accessories for pricing and order entry information*)

#### Critical Dimensions

Dimensions under, **w**, **d** and **h** are actual to the nearest 1/16"

50", 57" and 64" Tower Internal Dimensions

- Box and M drawer height: 4<sup>7</sup>/<sub>16</sub>"
- Box and M drawer width: 12<sup>1</sup>/<sub>16</sub>"
- Box and M drawer depth: 18<sup>3</sup>/<sub>8</sub>"
- File drawer height: 9<sup>1</sup>/<sub>4</sub>"
- File drawer width: 12<sup>1</sup>/<sub>16</sub>"
- File drawer depth: 18<sup>3</sup>/<sub>8</sub>"
- Wide drawer height: 9<sup>7</sup>/<sub>16</sub>"
- Wide drawer width: 20<sup>3</sup>/<sub>4</sub>"
- Wide drawer depth: 22<sup>7</sup>/<sub>8</sub>"

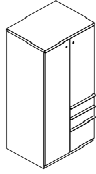
**Note:** All towers are configured from the top down with standard combinations of box and file drawers.

# Storage Towers Morrison Front

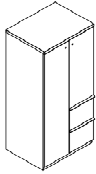
## 30" Wide Storage Towers

### 64" High

description	type	w	d	h	lock	pattern no.	P1	P2	P3
64" High tower with two box and one file drawer and door and wardrobe (left hand shown)	left hand	29 <sup>7</sup> / <sub>8</sub> "	23 <sup>1</sup> / <sub>2</sub> "	63 <sup>5</sup> / <sub>16</sub> "	Y	<b>MT3WSLH6430BBFL</b>	\$2,688.	\$2,824.	\$2,962.
	right hand	29 <sup>7</sup> / <sub>8</sub> "	23 <sup>1</sup> / <sub>2</sub> "	63 <sup>5</sup> / <sub>16</sub> "	Y	<b>MT3WSRH6430BBFL</b>	2,688.	2,824.	2,962.



64" High tower with two file drawers and door and wardrobe (left hand shown)	left hand	29 <sup>7</sup> / <sub>8</sub> "	23 <sup>1</sup> / <sub>2</sub> "	63 <sup>5</sup> / <sub>16</sub> "	Y	<b>MT3WSLH6430FFL</b>	2,507.	2,632.	2,763.
	right hand	29 <sup>7</sup> / <sub>8</sub> "	23 <sup>1</sup> / <sub>2</sub> "	63 <sup>5</sup> / <sub>16</sub> "	Y	<b>MT3WSRH6430FFL</b>	2,507.	2,632.	2,763.



Order Code	Specification Information	Critical Dimensions																				
<p>Example: <b>DT3WSBL5730BBFL-NJ</b></p> <table border="1"> <tr> <td><b>MT3</b></td> <td>Series 2 Morrison Front</td> </tr> <tr> <td><b>WS</b></td> <td>Wardrobe and Single Doors</td> </tr> <tr> <td><b>LH</b></td> <td>Left Hand Access</td> </tr> <tr> <td><b>57</b></td> <td>57" High</td> </tr> <tr> <td><b>30</b></td> <td>30" Wide</td> </tr> <tr> <td><b>B</b></td> <td>Box Drawer</td> </tr> <tr> <td><b>B</b></td> <td>Box Drawer</td> </tr> <tr> <td><b>F</b></td> <td>File Drawer</td> </tr> <tr> <td><b>L</b></td> <td>Locking</td> </tr> <tr> <td><b>NJ</b></td> <td>Medium Grey paint finish</td> </tr> </table>	<b>MT3</b>	Series 2 Morrison Front	<b>WS</b>	Wardrobe and Single Doors	<b>LH</b>	Left Hand Access	<b>57</b>	57" High	<b>30</b>	30" Wide	<b>B</b>	Box Drawer	<b>B</b>	Box Drawer	<b>F</b>	File Drawer	<b>L</b>	Locking	<b>NJ</b>	Medium Grey paint finish	<p>For non-locking towers, deduct \$60 from the list price for single and double door units or \$75 for units with wardrobe. Substitute the "L" suffix with a "N" within the pattern number to designate a non-locking unit, example (MT3WSLH5030BBFN)</p> <p>"M" drawers consisting of a box drawer body with a file drawer head are available by substituting any two "B" or any one "F" character within the pattern number, example (MT3WSLH5030MFN). Multiple "M" drawers may be specified providing they equal the total modules available.</p> <p>A 6" drawer, behind a cupboard door is available by adding the numeral 1 to the end of the pattern number, example (MT3WSLH5030BBFL1)</p> <p>Single door towers: Include (2) locks. Double door towers: Include (2) locks. Wardrobe towers: Include (3) locks. 15" wide Side Access Bookcase and Display towers: Include (1) lock. 24" wide Side Access Bookcase and Display towers: Include (2) locks</p>	<p>Dimensions under, <b>w</b>, <b>d</b> and <b>h</b> are actual to the nearest 1/16"</p> <p>50", 57" and 64" Tower Internal Dimensions</p> <ul style="list-style-type: none"> <li>• Box and M drawer height: 4<sup>3</sup>/<sub>16</sub>"</li> <li>• Box and M drawer width: 12<sup>1</sup>/<sub>16</sub>"</li> <li>• Box and M drawer depth: 18<sup>3</sup>/<sub>8</sub>"</li> <li>• File drawer height: 9<sup>1</sup>/<sub>4</sub>"</li> <li>• File drawer width: 12<sup>1</sup>/<sub>16</sub>"</li> <li>• File drawer depth: 18<sup>3</sup>/<sub>8</sub>"</li> <li>• Wide drawer height: 9<sup>7</sup>/<sub>16</sub>"</li> <li>• Wide drawer width: 20<sup>3</sup>/<sub>4</sub>"</li> <li>• Wide drawer depth: 22<sup>7</sup>/<sub>8</sub>"</li> </ul> <p><b>Note:</b> All towers are configured from the top down with standard combinations of box and file drawers.</p>
<b>MT3</b>	Series 2 Morrison Front																					
<b>WS</b>	Wardrobe and Single Doors																					
<b>LH</b>	Left Hand Access																					
<b>57</b>	57" High																					
<b>30</b>	30" Wide																					
<b>B</b>	Box Drawer																					
<b>B</b>	Box Drawer																					
<b>F</b>	File Drawer																					
<b>L</b>	Locking																					
<b>NJ</b>	Medium Grey paint finish																					
	<p><b>Note:</b> 6" drawer behind doors are not available within the wardrobe portion of towers. Drawers behind doors can be specified with fronts painted in one of 6 accent colors. If an accent color is not selected the fronts will be painted black. Accent colors include, (<b>MEY</b>) Memo Yellow, (<b>MRG</b>) Marine Grey, (<b>SFG</b>) Seafoam Green, (<b>REG</b>) Robbins Egg Blue, (<b>SSP</b>) Sunset Pink and (<b>KRD</b>) Knoll Red.</p> <p><b>Note: Drawer behind the doors list price is as follows: 1=\$250</b></p> <p><b>Application Notes</b></p> <p>Hanging rails and other accessories are not included and must be ordered separately. Hanging rails are included with 24" and 30" wide lateral drawers only. (See <i>Tower Accessories for pricing and order entry information</i>)</p> <p>Half depth adjustable shelves and coat hooks may be ordered separately allowing the cupboard area of the 15", 24" and 30" wide towers to support binders as well as shorter coats. (See <i>Tower Accessories for pricing and order entry information</i>)</p>																					

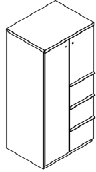
# Storage Towers Morrison Front

## 30" Wide Storage Towers

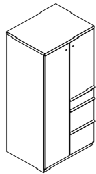
### 64" High

Series 2 Storage

description	type	w	d	h	lock	pattern no.	P1	P2	P3
64" High tower with three file drawers and door and wardrobe (left hand shown)	left hand	29 <sup>7</sup> / <sub>8</sub> "	23 <sup>1</sup> / <sub>2</sub> "	63 <sup>5</sup> / <sub>16</sub> "	Y	<b>MT3WSLH6430FFFL</b>	\$2,713.	\$2,849.	\$2,990.
	right hand	29 <sup>7</sup> / <sub>8</sub> "	23 <sup>1</sup> / <sub>2</sub> "	63 <sup>5</sup> / <sub>16</sub> "	Y	<b>MT3WSRH6430FFFL</b>	2,713.	2,849.	2,990.



64" High tower with one box and two file drawers and door and wardrobe (left hand shown)	left hand	29 <sup>7</sup> / <sub>8</sub> "	23 <sup>1</sup> / <sub>2</sub> "	63 <sup>5</sup> / <sub>16</sub> "	Y	<b>MT3WSLH6430BFFL</b>	2,726.	2,859.	3,002.
	right hand	29 <sup>7</sup> / <sub>8</sub> "	23 <sup>1</sup> / <sub>2</sub> "	63 <sup>5</sup> / <sub>16</sub> "	Y	<b>MT3WSRH6430BFFL</b>	2,726.	2,859.	3,002.



#### Order Code

Example:	<b>DT3WSBL5730BBFL-NJ</b>
<b>MT3</b>	Series 2 Morrison Front
<b>WS</b>	Wardrobe and Single Doors
<b>LH</b>	Left Hand Access
<b>57</b>	57" High
<b>30</b>	30" Wide
<b>B</b>	Box Drawer
<b>B</b>	Box Drawer
<b>F</b>	File Drawer
<b>L</b>	Locking
<b>NJ</b>	Medium Grey paint finish

#### Specification Information

For non-locking towers, deduct \$60 from the list price for single and double door units or \$75 for units with wardrobe. Substitute the "L" suffix with a "N" within the pattern number to designate a non-locking unit, example (MT3WSLH5030BBFN)

"M" drawers consisting of a box drawer body with a file drawer head are available by substituting any two "B" or any one "F" character within the pattern number, example (MT3WSLH5030MFN). Multiple "M" drawers may be specified providing they equal the total modules available.

A 6" drawer, behind a cupboard door is available by adding the numeral 1 to the end of the pattern number, example (MT3WSLH5030BBFL1)

Single door towers: Include (2) locks. Double door towers: Include (2) locks. Wardrobe towers: Include (3) locks. 15" wide Side Access Bookcase and Display towers: Include (1) lock. 24" wide Side Access Bookcase and Display towers: Include (2) locks

**Note:** 6" drawer behind doors are not available within the wardrobe portion of towers. Drawers behind doors can be specified with fronts painted in one of 6 accent colors. If an accent color is not selected the fronts will be painted black. Accent colors include, (MEY) Memo Yellow, (MRG) Marine Grey, (SFG) Seafoam Green, (REG) Robbins Egg Blue, (SSP) Sunset Pink and (KRD) Knoll Red.

**Note: Drawer behind the doors list price is as follows: 1=\$250**

#### Application Notes

Hanging rails and other accessories are not included and must be ordered separately. Hanging rails are included with 24" and 30" wide lateral drawers only. (See *Tower Accessories for pricing and order entry information*)

Half depth adjustable shelves and coat hooks may be ordered separately allowing the cupboard area of the 15", 24" and 30" wide towers to support binders as well as shorter coats. (See *Tower Accessories for pricing and order entry information*)

#### Critical Dimensions

Dimensions under, **w**, **d** and **h** are actual to the nearest 1/16"

50", 57" and 64" Tower Internal Dimensions

- Box and M drawer height: 4<sup>7</sup>/<sub>16</sub>"
- Box and M drawer width: 12<sup>1</sup>/<sub>16</sub>"
- Box and M drawer depth: 18<sup>3</sup>/<sub>8</sub>"
- File drawer height: 9<sup>1</sup>/<sub>4</sub>"
- File drawer width: 12<sup>1</sup>/<sub>16</sub>"
- File drawer depth: 18<sup>3</sup>/<sub>8</sub>"
- Wide drawer height: 9<sup>7</sup>/<sub>16</sub>"
- Wide drawer width: 20<sup>3</sup>/<sub>4</sub>"
- Wide drawer depth: 22<sup>7</sup>/<sub>8</sub>"

**Note:** All towers are configured from the top down with standard combinations of box and file drawers.

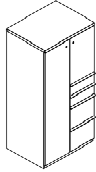


# Storage Towers Morrison Front

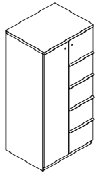
## 30" Wide Storage Towers

### 64" High

description	type	w	d	h	lock	pattern no.	P1	P2	P3
64" High tower with two box and two file drawers and door and wardrobe (left hand shown)	left hand	29 <sup>7</sup> / <sub>8</sub> "	23 <sup>1</sup> / <sub>2</sub> "	63 <sup>3</sup> / <sub>16</sub> "	Y	MT3WSLH6430BBFFL	\$2,941.	\$3,087.	\$3,242.
	right hand	29 <sup>7</sup> / <sub>8</sub> "	23 <sup>1</sup> / <sub>2</sub> "	63 <sup>3</sup> / <sub>16</sub> "	Y	MT3WSRH6430BBFFL	2,941.	3,087.	3,242.



64" High tower with four file drawers and door and wardrobe (left hand shown)	left hand	29 <sup>7</sup> / <sub>8</sub> "	23 <sup>1</sup> / <sub>2</sub> "	63 <sup>3</sup> / <sub>16</sub> "	Y	MT3WSLH6430FFFFL	2,977.	3,124.	3,281.
	right hand	29 <sup>7</sup> / <sub>8</sub> "	23 <sup>1</sup> / <sub>2</sub> "	63 <sup>3</sup> / <sub>16</sub> "	Y	MT3WSRH6430FFFFL	2,977.	3,124.	3,281.



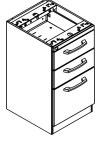
Order Code	Specification Information	Critical Dimensions																				
<p>Example: <b>DT3WSBL5730BBFL-NJ</b></p> <table border="1"> <tr> <td><b>MT3</b></td> <td>Series 2 Morrison Front</td> </tr> <tr> <td><b>WS</b></td> <td>Wardrobe and Single Doors</td> </tr> <tr> <td><b>LH</b></td> <td>Left Hand Access</td> </tr> <tr> <td><b>57</b></td> <td>57" High</td> </tr> <tr> <td><b>30</b></td> <td>30" Wide</td> </tr> <tr> <td><b>B</b></td> <td>Box Drawer</td> </tr> <tr> <td><b>B</b></td> <td>Box Drawer</td> </tr> <tr> <td><b>F</b></td> <td>File Drawer</td> </tr> <tr> <td><b>L</b></td> <td>Locking</td> </tr> <tr> <td><b>NJ</b></td> <td>Medium Grey paint finish</td> </tr> </table>	<b>MT3</b>	Series 2 Morrison Front	<b>WS</b>	Wardrobe and Single Doors	<b>LH</b>	Left Hand Access	<b>57</b>	57" High	<b>30</b>	30" Wide	<b>B</b>	Box Drawer	<b>B</b>	Box Drawer	<b>F</b>	File Drawer	<b>L</b>	Locking	<b>NJ</b>	Medium Grey paint finish	<p>For non-locking towers, deduct \$60 from the list price for single and double door units or \$75 for units with wardrobe. Substitute the "L" suffix with a "N" within the pattern number to designate a non-locking unit, example (MT3WSLH5030BBFN)</p> <p>"M" drawers consisting of a box drawer body with a file drawer head are available by substituting any two "B" or any one "F" character within the pattern number, example (MT3WSLH5030MFN). Multiple "M" drawers may be specified providing they equal the total modules available.</p> <p>A 6" drawer, behind a cupboard door is available by adding the numeral 1 to the end of the pattern number, example (MT3WSLH5030BBFL1)</p> <p>Single door towers: Include (2) locks. Double door towers: Include (2) locks. Wardrobe towers: Include (3) locks. 15" wide Side Access Bookcase and Display towers: Include (1) lock. 24" wide Side Access Bookcase and Display towers: Include (2) locks</p>	<p>Dimensions under, <b>w</b>, <b>d</b> and <b>h</b> are actual to the nearest 1/16"</p> <p>50", 57" and 64" Tower Internal Dimensions</p> <ul style="list-style-type: none"> <li>• Box and M drawer height: 4<sup>3</sup>/<sub>16</sub>"</li> <li>• Box and M drawer width: 12<sup>1</sup>/<sub>16</sub>"</li> <li>• Box and M drawer depth: 18<sup>3</sup>/<sub>8</sub>"</li> <li>• File drawer height: 9<sup>1</sup>/<sub>4</sub>"</li> <li>• File drawer width: 12<sup>1</sup>/<sub>16</sub>"</li> <li>• File drawer depth: 18<sup>3</sup>/<sub>8</sub>"</li> <li>• Wide drawer height: 9<sup>7</sup>/<sub>16</sub>"</li> <li>• Wide drawer width: 20<sup>3</sup>/<sub>4</sub>"</li> <li>• Wide drawer depth: 22<sup>7</sup>/<sub>8</sub>"</li> </ul> <p><b>Note:</b> All towers are configured from the top down with standard combinations of box and file drawers.</p>
<b>MT3</b>	Series 2 Morrison Front																					
<b>WS</b>	Wardrobe and Single Doors																					
<b>LH</b>	Left Hand Access																					
<b>57</b>	57" High																					
<b>30</b>	30" Wide																					
<b>B</b>	Box Drawer																					
<b>B</b>	Box Drawer																					
<b>F</b>	File Drawer																					
<b>L</b>	Locking																					
<b>NJ</b>	Medium Grey paint finish																					
	<p><b>Note:</b> 6" drawer behind doors are not available within the wardrobe portion of towers. Drawers behind doors can be specified with fronts painted in one of 6 accent colors. If an accent color is not selected the fronts will be painted black. Accent colors include, (<b>MEY</b>) Memo Yellow, (<b>MRG</b>) Marine Grey, (<b>SFG</b>) Seafoam Green, (<b>REG</b>) Robbins Egg Blue, (<b>SSP</b>) Sunset Pink and (<b>KRD</b>) Knoll Red.</p> <p><b>Note: Drawer behind the doors list price is as follows: 1=\$250</b></p> <p><b>Application Notes</b></p> <p>Hanging rails and other accessories are not included and must be ordered separately. Hanging rails are included with 24" and 30" wide lateral drawers only. (See <i>Tower Accessories for pricing and order entry information</i>)</p> <p>Half depth adjustable shelves and coat hooks may be ordered separately allowing the cupboard area of the 15", 24" and 30" wide towers to support binders as well as shorter coats. (See <i>Tower Accessories for pricing and order entry information</i>)</p>																					

# Pedestals Currents Front

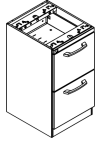
## Floorstanding Pedestals

Series 2 Storage

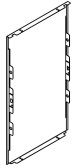
description	w	d	h	lock	pattern no.	P1	P2	P3
Floorstanding Pedestal with two box and one file drawer with lock	14 <sup>7</sup> / <sub>8</sub> "	17 <sup>1</sup> / <sub>4</sub> "	26 <sup>7</sup> / <sub>8</sub> "	Y	<b>AS2PFL18A</b>	\$867.	\$909.	\$956.
	14 <sup>7</sup> / <sub>8</sub> "	23 <sup>1</sup> / <sub>4</sub> "	26 <sup>7</sup> / <sub>8</sub> "	Y	<b>AS2PFL24A</b>	867.	909.	956.
	14 <sup>7</sup> / <sub>8</sub> "	29 <sup>1</sup> / <sub>4</sub> "	26 <sup>7</sup> / <sub>8</sub> "	Y	<b>AS2PFL30A</b>	1,131.	1,185.	1,243.



Floorstanding Pedestal with two file drawers with lock	14 <sup>7</sup> / <sub>8</sub> "	17 <sup>1</sup> / <sub>4</sub> "	26 <sup>7</sup> / <sub>8</sub> "	Y	<b>AS2PFL18B</b>	758.	796.	835.
	14 <sup>7</sup> / <sub>8</sub> "	23 <sup>1</sup> / <sub>4</sub> "	26 <sup>7</sup> / <sub>8</sub> "	Y	<b>AS2PFL24B</b>	758.	796.	835.
	14 <sup>7</sup> / <sub>8</sub> "	29 <sup>1</sup> / <sub>4</sub> "	26 <sup>7</sup> / <sub>8</sub> "	Y	<b>AS2PFL30B</b>	1,033.	1,085.	1,140.



Series 2 Floorstanding Pedestal Case Back	14 <sup>7</sup> / <sub>8</sub> "	N/A	26 <sup>7</sup> / <sub>8</sub> "	N/A	<b>DS2XPB</b>	85.	96.	99.
---	----------------------------------	-----	----------------------------------	-----	---------------	-----	-----	-----



### Order Code

Example:	<b>AS2PFL24A-NJ</b>
<b>AT2</b>	Series 2 Currents Front
<b>PF</b>	Pedestal, Floorstanding
<b>L</b>	Locking
<b>24</b>	Depth
<b>A</b>	Box/Box/File
<b>NJ</b>	Med Grey

### Specification Information

Deduct \$20 from the list price for non-locking units. Substitute the "L" with a "N" within the pattern number to designate a non-locking unit, *example* (AS2PFN18D).

**Note:**  
24" deep floorstanding pedestals do not include a back panel. Back panels must be ordered separately. 18" and 30" floorstanding pedestals have a back standard.

Add an "F" to the end of the pattern number to receive full extension slides on all box drawers. Upcharge is \$25 list per pedestal.

### Application Notes

Hanging rails and other accessories are not included and must be ordered separately. (*See pedestal accessories page (218), for pricing and ordering information*)

### Critical Dimensions

Dimensions under, **w**, **d** and **h** are actual to the nearest <sup>1</sup>/<sub>16</sub>"

24" Floorstanding Pedestal Internal Drawer Dimensions

- Box drawer height: 4<sup>5</sup>/<sub>16</sub>"
- Box drawer width: 12<sup>1</sup>/<sub>16</sub>"
- Box drawer depth: 18<sup>3</sup>/<sub>8</sub>"
- File drawer height: 9<sup>1</sup>/<sub>2</sub>"
- File drawer width: 12<sup>1</sup>/<sub>16</sub>"
- File drawer depth: 18<sup>3</sup>/<sub>8</sub>"

# Pedestals Currents Front

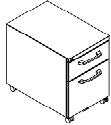
## Mobile Pedestals

Series 2 Storage

description	w	d	h	lock	pattern no.	P1	P2	P3
Mobile Pedestal with two box and one file drawer	14 <sup>7</sup> / <sub>8</sub> "	16 <sup>3</sup> / <sub>4</sub> "	26 <sup>3</sup> / <sub>8</sub> "	Y	<b>AS2PML18A</b>	\$1,171.	\$1,229.	\$1,291.
	14 <sup>7</sup> / <sub>8</sub> "	22 <sup>3</sup> / <sub>4</sub> "	26 <sup>3</sup> / <sub>8</sub> "	Y	<b>AS2PML24A</b>	1,307.	1,373.	1,440.



Mobile Pedestal with one box and one file drawer	14 <sup>7</sup> / <sub>8</sub> "	16 <sup>3</sup> / <sub>4</sub> "	20 <sup>5</sup> / <sub>8</sub> "	Y	<b>AS2PML18F</b>	983.	1,032.	1,084.
	14 <sup>7</sup> / <sub>8</sub> "	22 <sup>3</sup> / <sub>4</sub> "	20 <sup>5</sup> / <sub>8</sub> "	Y	<b>AS2PML24F</b>	1,062.	1,115.	1,172.



Mobile Pedestal with two file drawers	14 <sup>7</sup> / <sub>8</sub> "	16 <sup>3</sup> / <sub>4</sub> "	26 <sup>3</sup> / <sub>8</sub> "	Y	<b>AS2PML18B</b>	1,060.	1,112.	1,169.
	14 <sup>7</sup> / <sub>8</sub> "	22 <sup>3</sup> / <sub>4</sub> "	26 <sup>3</sup> / <sub>8</sub> "	Y	<b>AS2PML24B</b>	1,198.	1,259.	1,320.



Series 2 Currents Front Storage

### Order Code

Example:	<b>AS2PML24A-NJ</b>
<b>AT2</b>	Series 2 Currents Front
<b>PM</b>	Pedestal Mobile
<b>L</b>	Locking
<b>24</b>	Depth
<b>A</b>	Box/Box/File
<b>NJ</b>	Med Grey

### Specification Information

Add \$53 list for Mobile Handle. Add a "P" between the "L" lock code and the case size to designate the handle option, *example* (AS2PMLP24A)

Deduct \$35 list for units without a top. Add an "O" in place of the "M" in the pattern number to designate the no-top option, *example* (AS2POL18A)

Add an "F" to the end of the pattern number to receive full extension slides on all box drawers. Upcharge is \$25 list per pedestal.

### Application Notes

Hanging rails and other accessories are not included and must be ordered separately. (*See pedestal accessories page (219), for pricing and ordering information*)

### Critical Dimensions

Dimensions under, **w**, **d** and **h** are actual to the nearest <sup>1</sup>/<sub>16</sub>"

24" Mobile Pedestal Internal Drawer Dimension

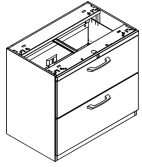
- Box drawer height: 4<sup>5</sup>/<sub>16</sub>"
- Box drawer width: 12<sup>1</sup>/<sub>16</sub>"
- Box drawer depth: 18<sup>3</sup>/<sub>8</sub>"
- File drawer height: 9<sup>1</sup>/<sub>4</sub>"
- File drawer width: 12<sup>1</sup>/<sub>16</sub>"
- File drawer depth: 18<sup>3</sup>/<sub>8</sub>"

# Pedestals Currents Front

## Double Wide Pedestals

Series 2 Storage

description	w	d	h	lock	pattern no.	P1	P2	P3
Doublewide Pedestal with two file drawers	30"	18 <sup>3</sup> / <sub>4</sub> "	26 <sup>7</sup> / <sub>8</sub> "	Y	<b>AS2DW30L</b>	\$1,295.	\$1,359.	\$1,426.
	36"	18 <sup>3</sup> / <sub>4</sub> "	26 <sup>7</sup> / <sub>8</sub> "	Y	<b>AS2DW36L</b>	1,597.	1,676.	1,761.



### Order Code

Example:	<b>AS2DW30L-NJ</b>
<b>AS2</b>	Series 2 Currents Front
<b>DW</b>	Doublewide Pedestal
<b>30</b>	30" wide
<b>L</b>	Locking
<b>NJ</b>	Med Grey

### Specification Information

Deduct \$20 from the list price for non-locking units. Substitute the "L" suffix with a "N" within the pattern number to designate a non-locking unit, *example* (AS2DW36N).

Doublewide pedestals include hanging file bars for letter and legal front-to-back and side-to-side filing.

### Application Notes

Doublewide pedestals are not intended for freestanding use and must be secured beneath a supported worksurface. (*See Calibre lateral files price list for two drawer files that can be used for freestanding applications*)

### Critical Dimensions

Dimensions under, **w**, **d** and **h** are actual to the nearest <sup>1</sup>/<sub>16</sub>"

Doublewide Pedestals Internal Drawer Dimensions

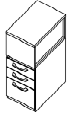
- Lateral drawer height: 9<sup>3</sup>/<sub>4</sub>"
- Lateral drawer width: 26<sup>3</sup>/<sub>4</sub>" and 32<sup>3</sup>/<sub>4</sub>"
- Lateral drawer depth: 15<sup>3</sup>/<sub>4</sub>"

# Storage Towers Currents Front

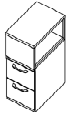
## 15" Wide Storage Towers

### 42" High

description	type	w	d	h	lock	pattern no.	P1	P2	P3
42" High Side Access Bookcase tower with two box and one file drawer (right hand shown)	left hand	14 <sup>7</sup> / <sub>8</sub> "	23 <sup>1</sup> / <sub>2</sub> "	41 <sup>3</sup> / <sub>16</sub> "	Y	<b>AT3SBLH4215BBFL</b>	\$1,784.	\$1,874.	\$1,967.
	right hand	14 <sup>7</sup> / <sub>8</sub> "	23 <sup>1</sup> / <sub>2</sub> "	41 <sup>3</sup> / <sub>16</sub> "	Y	<b>AT3SBRH4215BBFL</b>	1,784.	1,874.	1,967.



42" High Side Access Bookcase tower with two file drawers (right hand shown)	left hand	14 <sup>7</sup> / <sub>8</sub> "	23 <sup>1</sup> / <sub>2</sub> "	41 <sup>3</sup> / <sub>16</sub> "	Y	<b>AT3SBLH4215FFL</b>	1,703.	1,790.	1,879.
	right hand	14 <sup>7</sup> / <sub>8</sub> "	23 <sup>1</sup> / <sub>2</sub> "	41 <sup>3</sup> / <sub>16</sub> "	Y	<b>AT3SBRH4215FFL</b>	1,703.	1,790.	1,879.



#### Order Code

Example:	<b>AT3SBLH5715BBFL-NJ</b>
<b>AT3</b>	Series 2 Currents Front
<b>SB</b>	Side Access Bookcase
<b>LH</b>	Left Hand Access
<b>57</b>	57" High
<b>15</b>	15" Wide
<b>B</b>	Box Drawer
<b>B</b>	Box Drawer
<b>F</b>	File Drawer
<b>L</b>	Locking
<b>NJ</b>	Medium Grey paint finish

#### Specification Information

For non-locking towers, deduct \$60 from the list price for single and double door units or \$75 list for units with wardrobe. Substitute the "L" suffix with a "N" within the pattern number to designate a non-locking unit, example (AT3SLH4215BBFN)

"M" drawers consisting of a box drawer body with a file drawer head are available by substituting any two "B" or any one "F" character within the pattern number, example (AT3SLH4215MFN). Multiple "M" drawers may be specified providing they equal the total modules available.

A 6" drawer, behind a cupboard door is available by adding the numeral 1 to the end of the pattern number, example (AT3SLH6415BBFL1) **Note:** 6" drawer behind doors are not available within the wardrobe portion of towers. Drawers behind doors can be specified with fronts painted in one of 6 accent colors. If an accent color is not selected the fronts will be painted black. Accent colors include, (MEY) Memo Yellow, (MRG) Marine Grey, (SFG) Seafoam Green, (REG) Robbins Egg Blue, (SSP) Sunset Pink and (KRD) Knoll Red.

**Note: Drawer behind door list pricing is as follows: 1=\$250**

#### Application Notes

Hanging rails and other accessories are not included and must be ordered separately. Hanging rails are included with 24" and 30" wide lateral drawers only. (See *Tower Accessories for pricing and order entry information*)

Half depth adjustable shelves and coat hooks may be ordered separately allowing the cupboard area of the 15", 24" and 30" wide towers to support binders as well as shorter coats. (See *Tower Accessories for pricing and order entry information*)

Single door towers: Include (2) locks. Double door towers: Include (2) locks. Wardrobe towers: Include (3) locks. 15" wide Side Access Bookcase and Display towers: Include (1) lock. 24" wide Side Access Bookcase and Display towers: Include (2) locks

#### Critical Dimensions

Dimensions under, **w**, **d** and **h** are actual to the nearest <sup>1</sup>/<sub>16</sub>"

42", 50", 57" and 64" Tower Internal Dimensions

- Box and M drawer height: 4<sup>5</sup>/<sub>16</sub>"
- Box and M drawer width: 12<sup>1</sup>/<sub>16</sub>"
- Box and M drawer depth: 18<sup>3</sup>/<sub>8</sub>"
- File drawer height: 9<sup>1</sup>/<sub>4</sub>"
- File drawer width: 12<sup>1</sup>/<sub>16</sub>"
- File drawer depth: 18<sup>3</sup>/<sub>8</sub>"

**Note:** All towers are configured from the top down with standard combinations of box and file drawers.

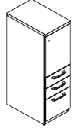
# Storage Towers Currents Front

## 15" Wide Storage Towers

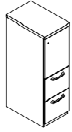
### 50" High

Series 2 Storage

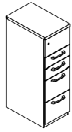
description	type	w	d	h	lock	pattern no.	P1	P2	P3
50" High Single Door tower with two box and one file drawer (right hand shown)	left hand	14 <sup>7</sup> / <sub>8</sub> "	23 <sup>1</sup> / <sub>2</sub> "	48 <sup>5</sup> / <sub>16</sub> "	Y	<b>AT3SLH5015BBFL</b>	\$2,093.	\$2,196.	\$2,307.
	right hand	14 <sup>7</sup> / <sub>8</sub> "	23 <sup>1</sup> / <sub>2</sub> "	48 <sup>5</sup> / <sub>16</sub> "	Y	<b>AT3SRH5015BBFL</b>	2,093.	2,196.	2,307.



50" High Single Door tower with two file drawers (right hand shown)	left hand	14 <sup>7</sup> / <sub>8</sub> "	23 <sup>1</sup> / <sub>2</sub> "	48 <sup>5</sup> / <sub>16</sub> "	Y	<b>AT3SLH5015FFL</b>	1,887.	1,981.	2,080.
	right hand	14 <sup>7</sup> / <sub>8</sub> "	23 <sup>1</sup> / <sub>2</sub> "	48 <sup>5</sup> / <sub>16</sub> "	Y	<b>AT3SRH5015FFL</b>	1,887.	1,981.	2,080.



50" High Single Door tower with two box and two file drawers (right hand shown)	left hand	14 <sup>7</sup> / <sub>8</sub> "	23 <sup>1</sup> / <sub>2</sub> "	48 <sup>5</sup> / <sub>16</sub> "	Y	<b>AT3SLH5015BBFFL</b>	2,290.	2,404.	2,525.
	right hand	14 <sup>7</sup> / <sub>8</sub> "	23 <sup>1</sup> / <sub>2</sub> "	48 <sup>5</sup> / <sub>16</sub> "	Y	<b>AT3SRH5015BBFFL</b>	2,290.	2,404.	2,525.



#### Order Code

Example:	<b>AT3SBLH5715BBFL-NJ</b>
<b>AT3</b>	Series 2 CurrentsFront
<b>SB</b>	Side Access Bookcase
<b>LH</b>	Left Hand Access
<b>57</b>	57" High
<b>15</b>	15" Wide
<b>B</b>	Box Drawer
<b>B</b>	Box Drawer
<b>F</b>	File Drawer
<b>L</b>	Locking
<b>NJ</b>	Medium Grey paint finish

#### Specification Information

For non-locking towers, deduct \$60 from the list price for single and double door units or \$75 list for units with wardrobe. Substitute the "L" suffix with a "N" within the pattern number to designate a non-locking unit, example (AT3SLH4215BBFN)

"M" drawers consisting of a box drawer body with a file drawer head are available by substituting any two "B" or any one "F" character within the pattern number, example (AT3SLH4215MFN). Multiple "M" drawers may be specified providing they equal the total modules available.

A 6" drawer, behind a cupboard door is available by adding the numeral 1 to the end of the pattern number, example (AT3SLH6415BBFL1) **Note:** 6" drawer behind doors are not available within the wardrobe portion of towers. Drawers behind doors can be specified with fronts painted in one of 6 accent colors. If an accent color is not selected the fronts will be painted black. Accent colors include, (MEY) Memo Yellow, (MRG) Marine Grey, (SFG) Seafoam Green, (REG) Robbins Egg Blue, (SSP) Sunset Pink and (KRD) Knoll Red.

**Note: Drawer behind door list pricing is as follows: 1=\$250**

#### Application Notes

Hanging rails and other accessories are not included and must be ordered separately. Hanging rails are included with 24" and 30" wide lateral drawers only. (See *Tower Accessories for pricing and order entry information*)

Half depth adjustable shelves and coat hooks may be ordered separately allowing the cupboard area of the 15", 24" and 30" wide towers to support binders as well as shorter coats. (See *Tower Accessories for pricing and order entry information*)

Single door towers: Include (2) locks. Double door towers: Include (2) locks. Wardrobe towers: Include (3) locks. 15" wide Side Access Bookcase and Display towers: Include (1) lock. 24" wide Side Access Bookcase and Display towers: Include (2) locks

#### Critical Dimension

Dimensions under, **w**, **d** and **h** are actual to the nearest <sup>1</sup>/<sub>16</sub>"

42", 50", 57" and 64" Tower Internal Dimensions

- Box and M drawer height: 4<sup>5</sup>/<sub>16</sub>"
- Box and M drawer width: 12<sup>1</sup>/<sub>16</sub>"
- Box and M drawer depth: 18<sup>3</sup>/<sub>8</sub>"
- File drawer height: 9<sup>1</sup>/<sub>4</sub>"
- File drawer width: 12<sup>1</sup>/<sub>16</sub>"
- File drawer depth: 18<sup>3</sup>/<sub>8</sub>"

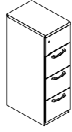
**Note:** All towers are configured from the top down with standard combinations of box and file drawers.

# Storage Towers Currents Front

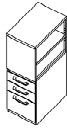
## 15" Wide Storage Towers

### 50" High

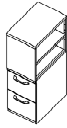
description	type	w	d	h	lock	pattern no.	P1	P2	P3
50" High Single Door tower with three file drawers (right hand shown)	left hand	14 <sup>7</sup> / <sub>8</sub> "	23 <sup>1</sup> / <sub>2</sub> "	48 <sup>3</sup> / <sub>16</sub> "	Y	<b>AT3SLH5015FFFL</b>	\$2,115.	\$2,221.	\$2,332.
	right hand	14 <sup>7</sup> / <sub>8</sub> "	23 <sup>1</sup> / <sub>2</sub> "	48 <sup>3</sup> / <sub>16</sub> "	Y	<b>AT3SRH5015FFFL</b>	2,115.	2,221.	2,332.



50" High Side Access Bookcase tower with two box and one file drawer (right hand shown)	left hand	14 <sup>7</sup> / <sub>8</sub> "	23 <sup>1</sup> / <sub>2</sub> "	48 <sup>3</sup> / <sub>16</sub> "	Y	<b>AT3SBLH5015BBFL</b>	1,881.	1,975.	2,073.
	right hand	14 <sup>7</sup> / <sub>8</sub> "	23 <sup>1</sup> / <sub>2</sub> "	48 <sup>3</sup> / <sub>16</sub> "	Y	<b>AT3SBRH5015BBFL</b>	1,881.	1,975.	2,073.



50" High Side Access Bookcase tower with two file drawers (right hand shown)	left hand	14 <sup>7</sup> / <sub>8</sub> "	23 <sup>1</sup> / <sub>2</sub> "	48 <sup>3</sup> / <sub>16</sub> "	Y	<b>AT3SBLH5015FFL</b>	1,784.	1,874.	1,967.
	right hand	14 <sup>7</sup> / <sub>8</sub> "	23 <sup>1</sup> / <sub>2</sub> "	48 <sup>3</sup> / <sub>16</sub> "	Y	<b>AT3SBRH5015FFL</b>	1,784.	1,874.	1,967.



#### Order Code

Example:	<b>AT3SBLH5715BBFL-NJ</b>
<b>AT3</b>	Series 2 CurrentsFront
<b>SB</b>	Side Access Bookcase
<b>LH</b>	Left Hand Access
<b>57</b>	57" High
<b>15</b>	15" Wide
<b>B</b>	Box Drawer
<b>B</b>	Box Drawer
<b>F</b>	File Drawer
<b>L</b>	Locking
<b>NJ</b>	Medium Grey paint finish

#### Specification Information

For non-locking towers, deduct \$60 from the list price for single and double door units or \$75 list for units with wardrobe. Substitute the "L" suffix with a "N" within the pattern number to designate a non-locking unit, example (AT3SLH4215BBFN)

"M" drawers consisting of a box drawer body with a file drawer head are available by substituting any two "B" or any one "F" character within the pattern number, example (AT3SLH4215MFN). Multiple "M" drawers may be specified providing they equal the total modules available.

A 6" drawer, behind a cupboard door is available by adding the numeral 1 to the end of the pattern number, example (AT3SLH6415BBFL1)**Note:** 6" drawer behind doors are not available within the wardrobe portion of towers. Drawers behind doors can be specified with fronts painted in one of 6 accent colors. If an accent color is not selected the fronts will be painted black. Accent colors include, (MEY) Memo Yellow, (MRG) Marine Grey, (SFG) Seafoam Green, (REG) Robbins Egg Blue, (SSP) Sunset Pink and (KRD) Knoll Red.

**Note: Drawer behind door list pricing is as follows: 1=\$250**

#### Application Notes

Hanging rails and other accessories are not included and must be ordered separately. Hanging rails are included with 24" and 30" wide lateral drawers only. (See *Tower Accessories for pricing and order entry information*)

Half depth adjustable shelves and coat hooks may be ordered separately allowing the cupboard area of the 15", 24" and 30" wide towers to support binders as well as shorter coats. (See *Tower Accessories for pricing and order entry information*)

Single door towers: Include (2) locks. Double door towers: Include (2) locks. Wardrobe towers: Include (3) locks. 15" wide Side Access Bookcase and Display towers: Include (1) lock. 24" wide Side Access Bookcase and Display towers: Include (2) locks

#### Critical Dimension

Dimensions under, **w**, **d** and **h** are actual to the nearest <sup>1</sup>/<sub>16</sub>"

42", 50", 57" and 64" Tower Internal Dimensions

- Box and M drawer height: 4<sup>5</sup>/<sub>16</sub>"
- Box and M drawer width: 12<sup>1</sup>/<sub>16</sub>"
- Box and M drawer depth: 18<sup>3</sup>/<sub>8</sub>"
- File drawer height: 9<sup>1</sup>/<sub>4</sub>"
- File drawer width: 12<sup>1</sup>/<sub>16</sub>"
- File drawer depth: 18<sup>3</sup>/<sub>8</sub>"

**Note:** All towers are configured from the top down with standard combinations of box and file drawers.

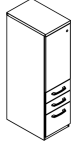
# Storage Towers Currents Front

## 15" Wide Storage Towers

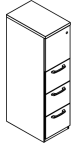
### 57" High

Series 2 Storage

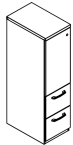
description	type	w	d	h	lock	pattern no.	P1	P2	P3
57" High Single Door tower with two box and one file drawer (right hand shown)	left hand	14 <sup>7</sup> / <sub>8</sub> "	23 <sup>1</sup> / <sub>2</sub> "	56 <sup>3</sup> / <sub>16</sub> "	Y	<b>AT3SLH5715BBFL</b>	\$2,140.	\$2,462.	\$2,567.
	right hand	14 <sup>7</sup> / <sub>8</sub> "	23 <sup>1</sup> / <sub>2</sub> "	56 <sup>3</sup> / <sub>16</sub> "	Y	<b>AT3SRH5715BBFL</b>	2,140.	2,462.	2,567.



57" High Single Door tower with three file drawers (right hand shown)	left hand	14 <sup>7</sup> / <sub>8</sub> "	23 <sup>1</sup> / <sub>2</sub> "	56 <sup>3</sup> / <sub>16</sub> "	Y	<b>AT3SLH5715FFFL</b>	2,162.	2,485.	2,591.
	right hand	14 <sup>7</sup> / <sub>8</sub> "	23 <sup>1</sup> / <sub>2</sub> "	56 <sup>3</sup> / <sub>16</sub> "	Y	<b>AT3SRH5715FFFL</b>	2,162.	2,485.	2,591.



57" High Single Door tower with two file drawers (right hand shown)	left hand	14 <sup>7</sup> / <sub>8</sub> "	23 <sup>1</sup> / <sub>2</sub> "	56 <sup>3</sup> / <sub>16</sub> "	Y	<b>AT3SLH5715FFL</b>	1,936.	2,225.	2,322.
	right hand	14 <sup>7</sup> / <sub>8</sub> "	23 <sup>1</sup> / <sub>2</sub> "	56 <sup>3</sup> / <sub>16</sub> "	Y	<b>AT3SRH5715FFL</b>	1,936.	2,225.	2,322.



#### Order Code

Example:	<b>AT3SBLH5715BBFL-NJ</b>
<b>AT3</b>	Series 2 Currents Front
<b>SB</b>	Side Access Bookcase
<b>LH</b>	Left Hand Access
<b>57</b>	57" High
<b>15</b>	15" Wide
<b>B</b>	Box Drawer
<b>B</b>	Box Drawer
<b>F</b>	File Drawer
<b>L</b>	Locking
<b>NJ</b>	Medium Grey paint finish

#### Specification Information

For non-locking towers, deduct \$60 from the list price for single and double door units or \$75 list for units with wardrobe. Substitute the "L" suffix with a "N" within the pattern number to designate a non-locking unit, example (AT3SLH4215BBFN)

"M" drawers consisting of a box drawer body with a file drawer head are available by substituting any two "B" or any one "F" character within the pattern number, example (AT3SLH4215MFN). Multiple "M" drawers may be specified providing they equal the total modules available.

A 6" drawer, behind a cupboard door is available by adding the numeral 1 to the end of the pattern number, example (AT3SLH6415BBFL1) **Note:** 6" drawer behind doors are not available within the wardrobe portion of towers. Drawers behind doors can be specified with fronts painted in one of 6 accent colors. If an accent color is not selected the fronts will be painted black. Accent colors include, (MEY) Memo Yellow, (MRG) Marine Grey, (SFG) Seafoam Green, (REG) Robbins Egg Blue, (SSP) Sunset Pink and (KRD) Knoll Red.

**Note: Drawer behind door list pricing is as follows: 1=\$250**

#### Application Notes

Hanging rails and other accessories are not included and must be ordered separately. Hanging rails are included with 24" and 30" wide lateral drawers only. (See *Tower Accessories for pricing and order entry information*)

Half depth adjustable shelves and coat hooks may be ordered separately allowing the cupboard area of the 15", 24" and 30" wide towers to support binders as well as shorter coats. (See *Tower Accessories for pricing and order entry information*)

Single door towers: Include (2) locks. Double door towers: Include (2) locks. Wardrobe towers: Include (3) locks. 15" wide Side Access Bookcase and Display towers: Include (1) lock. 24" wide Side Access Bookcase and Display towers: Include (2) locks

#### Critical Dimensions

Dimensions under, **w**, **d** and **h** are actual to the nearest <sup>1</sup>/<sub>16</sub>"

42", 50", 57" and 64" Tower Internal Dimensions

- Box and M drawer height: 4<sup>5</sup>/<sub>16</sub>"
- Box and M drawer width: 12<sup>1</sup>/<sub>16</sub>"
- Box and M drawer depth: 18<sup>3</sup>/<sub>8</sub>"
- File drawer height: 9<sup>1</sup>/<sub>4</sub>"
- File drawer width: 12<sup>1</sup>/<sub>16</sub>"
- File drawer depth: 18<sup>3</sup>/<sub>8</sub>"

**Note:** All towers are configured from the top down with standard combinations of box and file drawers.

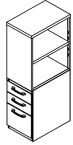


# Storage Towers Currents Front

## 15" Wide Storage Towers

### 57" High

description	type	w	d	h	lock	pattern no.	P1	P2	P3
57" High Side Access Bookcase tower with two box and one file drawer (right hand shown)	left hand	14 <sup>7</sup> / <sub>8</sub> "	23 <sup>1</sup> / <sub>2</sub> "	56 <sup>3</sup> / <sub>16</sub> "	Y	<b>AT3SBLH5715BBFL</b>	\$1,914.	\$2,201.	\$2,297.
	right hand	14 <sup>7</sup> / <sub>8</sub> "	23 <sup>1</sup> / <sub>2</sub> "	56 <sup>3</sup> / <sub>16</sub> "	Y	<b>AT3SBRH5715BBFL</b>	1,914.	2,201.	2,297.



57" High Side Access Bookcase tower with two file drawers (right hand shown)	left hand	14 <sup>7</sup> / <sub>8</sub> "	23 <sup>1</sup> / <sub>2</sub> "	56 <sup>3</sup> / <sub>16</sub> "	Y	<b>AT3SBLH5715FFL</b>	1,819.	2,092.	2,183.
	right hand	14 <sup>7</sup> / <sub>8</sub> "	23 <sup>1</sup> / <sub>2</sub> "	56 <sup>3</sup> / <sub>16</sub> "	Y	<b>AT3SBRH5715FFL</b>	1,819.	2,092.	2,183.



#### Order Code

Example:	<b>AT3SBLH5715BBFL-NJ</b>
<b>AT3</b>	Series 2 CurrentsFront
<b>SB</b>	Side Access Bookcase
<b>LH</b>	Left Hand Access
<b>57</b>	57" High
<b>15</b>	15" Wide
<b>B</b>	Box Drawer
<b>B</b>	Box Drawer
<b>F</b>	File Drawer
<b>L</b>	Locking
<b>NJ</b>	Medium Grey paint finish

#### Specification Information

For non-locking towers, deduct \$60 from the list price for single and double door units or \$75 list for units with wardrobe. Substitute the "L" suffix with a "N" within the pattern number to designate a non-locking unit, example (AT3SLH4215BBFN)

"M" drawers consisting of a box drawer body with a file drawer head are available by substituting any two "B" or any one "F" character within the pattern number, example (AT3SLH4215MFN). Multiple "M" drawers may be specified providing they equal the total modules available.

A 6" drawer, behind a cupboard door is available by adding the numeral 1 to the end of the pattern number, example (AT3SLH6415BBFL1) **Note:** 6" drawer behind doors are not available within the wardrobe portion of towers. Drawers behind doors can be specified with fronts painted in one of 6 accent colors. If an accent color is not selected the fronts will be painted black. Accent colors include, (MEY) Memo Yellow, (MRG) Marine Grey, (SFG) Seafoam Green, (REG) Robbins Egg Blue, (SSP) Sunset Pink and (KRD) Knoll Red.

**Note: Drawer behind door list pricing is as follows: 1=\$250**

#### Application Notes

Hanging rails and other accessories are not included and must be ordered separately. Hanging rails are included with 24" and 30" wide lateral drawers only. (See *Tower Accessories for pricing and order entry information*)

Half depth adjustable shelves and coat hooks may be ordered separately allowing the cupboard area of the 15", 24" and 30" wide towers to support binders as well as shorter coats. (See *Tower Accessories for pricing and order entry information*)

Single door towers: Include (2) locks. Double door towers: Include (2) locks. Wardrobe towers: Include (3) locks. 15" wide Side Access Bookcase and Display towers: Include (1) lock. 24" wide Side Access Bookcase and Display towers: Include (2) locks

#### Critical Dimensions

Dimensions under, **w**, **d** and **h** are actual to the nearest <sup>1</sup>/<sub>16</sub>"

42", 50", 57" and 64" Tower Internal Dimensions

- Box and M drawer height: 4<sup>5</sup>/<sub>16</sub>"
- Box and M drawer width: 12<sup>1</sup>/<sub>16</sub>"
- Box and M drawer depth: 18<sup>3</sup>/<sub>8</sub>"
- File drawer height: 9<sup>1</sup>/<sub>4</sub>"
- File drawer width: 12<sup>1</sup>/<sub>16</sub>"
- File drawer depth: 18<sup>3</sup>/<sub>8</sub>"

**Note:** All towers are configured from the top down with standard combinations of box and file drawers.

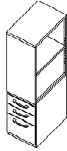
# Storage Towers Currents Front

## 15" Wide Storage Towers

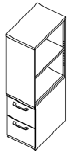
### 64" High

Series 2 Storage

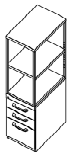
description	type	w	d	h	lock	pattern no.	P1	P2	P3
64" High Side Access Bookcase tower with two box and one file drawer (right hand shown)	left hand	14 <sup>7</sup> / <sub>8</sub> "	23 <sup>1</sup> / <sub>2</sub> "	63 <sup>5</sup> / <sub>16</sub> "	Y	<b>AT3SBLH6415BBFL</b>	\$1,945.	\$2,044.	\$2,144.
	right hand	14 <sup>7</sup> / <sub>8</sub> "	23 <sup>1</sup> / <sub>2</sub> "	63 <sup>5</sup> / <sub>16</sub> "	Y	<b>AT3SBRH6415BBFL</b>	1,945.	2,044.	2,144.



64" High Side Access Bookcase tower with two file drawers (right hand shown)	left hand	14 <sup>7</sup> / <sub>8</sub> "	23 <sup>1</sup> / <sub>2</sub> "	63 <sup>5</sup> / <sub>16</sub> "	Y	<b>AT3SBLH6415FFL</b>	1,849.	1,942.	2,040.
	right hand	14 <sup>7</sup> / <sub>8</sub> "	23 <sup>1</sup> / <sub>2</sub> "	63 <sup>5</sup> / <sub>16</sub> "	Y	<b>AT3SBRH6415FFL</b>	1,849.	1,942.	2,040.



64" High Side Access Display tower with two box and one file drawer (right hand shown)	left hand	14 <sup>7</sup> / <sub>8</sub> "	23 <sup>1</sup> / <sub>2</sub> "	63 <sup>5</sup> / <sub>16</sub> "	Y	<b>AT3BDLH6415BBFL</b>	1,970.	2,067.	2,170.
	right hand	14 <sup>7</sup> / <sub>8</sub> "	23 <sup>1</sup> / <sub>2</sub> "	63 <sup>5</sup> / <sub>16</sub> "	Y	<b>AT3BDRH6415BBFL</b>	1,970.	2,067.	2,170.



#### Order Code

Example:	<b>AT3SBLH5715BBFL-NJ</b>
<b>AT3</b>	Series 2 CurrentsFront
<b>SB</b>	Side Access Bookcase
<b>LH</b>	Left Hand Access
<b>57</b>	57" High
<b>15</b>	15" Wide
<b>B</b>	Box Drawer
<b>B</b>	Box Drawer
<b>F</b>	File Drawer
<b>L</b>	Locking
<b>NJ</b>	Medium Grey paint finish

#### Specification Information

For non-locking towers, deduct \$60 from the list price for single and double door units or \$75 list for units with wardrobe. Substitute the "L" suffix with a "N" within the pattern number to designate a non-locking unit, example (AT3SLH4215BBFN)

"M" drawers consisting of a box drawer body with a file drawer head are available by substituting any two "B" or any one "F" character within the pattern number, example (AT3SLH4215MFN). Multiple "M" drawers may be specified providing they equal the total modules available.

A 6" drawer, behind a cupboard door is available by adding the numeral 1 to the end of the pattern number, example (AT3SLH6415BBFL1) **Note:** 6" drawer behind doors are not available within the wardrobe portion of towers. Drawers behind doors can be specified with fronts painted in one of 6 accent colors. If an accent color is not selected the fronts will be painted black. Accent colors include, (MEY) Memo Yellow, (MRG) Marine Grey, (SFG) Seafoam Green, (REG) Robbins Egg Blue, (SSP) Sunset Pink and (KRD) Knoll Red.

**Note: Drawer behind door list pricing is as follows: 1=\$250**

#### Application Notes

Hanging rails and other accessories are not included and must be ordered separately. Hanging rails are included with 24" and 30" wide lateral drawers only. (See *Tower Accessories for pricing and order entry information*)

Half depth adjustable shelves and coat hooks may be ordered separately allowing the cupboard area of the 15", 24" and 30" wide towers to support binders as well as shorter coats. (See *Tower Accessories for pricing and order entry information*)

Single door towers: Include (2) locks. Double door towers: Include (2) locks. Wardrobe towers: Include (3) locks. 15" wide Side Access Bookcase and Display towers: Include (1) lock. 24" wide Side Access Bookcase and Display towers: Include (2) locks

#### Critical Dimensions

Dimensions under, **w**, **d** and **h** are actual to the nearest <sup>1</sup>/<sub>16</sub>"

42", 50", 57" and 64" Tower Internal Dimensions

- Box and M drawer height: 4<sup>5</sup>/<sub>16</sub>"
- Box and M drawer width: 12<sup>1</sup>/<sub>16</sub>"
- Box and M drawer depth: 18<sup>3</sup>/<sub>8</sub>"
- File drawer height: 9<sup>1</sup>/<sub>4</sub>"
- File drawer width: 12<sup>1</sup>/<sub>16</sub>"
- File drawer depth: 18<sup>3</sup>/<sub>8</sub>"

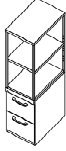
**Note:** All towers are configured from the top down with standard combinations of box and file drawers.

# Storage Towers Currents Front

## 15" Wide Storage Towers

### 64" High

description	type	w	d	h	lock	pattern no.	P1	P2	P3
64" High Side Access Display tower with two file drawers (right hand shown)	left hand	14 <sup>7</sup> / <sub>8</sub> "	23 <sup>1</sup> / <sub>2</sub> "	63 <sup>3</sup> / <sub>16</sub> "	Y	<b>AT3BDLH6415FFFL</b>	\$1,874.	\$1,967.	\$2,065.
	right hand	14 <sup>7</sup> / <sub>8</sub> "	23 <sup>1</sup> / <sub>2</sub> "	63 <sup>3</sup> / <sub>16</sub> "	Y	<b>AT3BDRH6415FFFL</b>	1,874.	1,967.	2,065.



64" High Single Door tower with four file drawers (right hand shown)	left hand	14 <sup>7</sup> / <sub>8</sub> "	23 <sup>1</sup> / <sub>2</sub> "	63 <sup>3</sup> / <sub>16</sub> "	Y	<b>AT3SLH6415FFFL</b>	2,404.	2,525.	2,650.
	right hand	14 <sup>7</sup> / <sub>8</sub> "	23 <sup>1</sup> / <sub>2</sub> "	63 <sup>3</sup> / <sub>16</sub> "	Y	<b>AT3SRH6415FFFL</b>	2,404.	2,525.	2,650.



64" High Single Door tower with three file drawers (right hand shown)	left hand	14 <sup>7</sup> / <sub>8</sub> "	23 <sup>1</sup> / <sub>2</sub> "	63 <sup>3</sup> / <sub>16</sub> "	Y	<b>AT3SLH6415FFFL</b>	2,211.	2,323.	2,438.
	right hand	14 <sup>7</sup> / <sub>8</sub> "	23 <sup>1</sup> / <sub>2</sub> "	63 <sup>3</sup> / <sub>16</sub> "	Y	<b>AT3SRH6415FFFL</b>	2,211.	2,323.	2,438.



#### Order Code

Example:	<b>AT3SBLH5715BBFL-NJ</b>
<b>AT3</b>	Series 2 CurrentsFront
<b>SB</b>	Side Access Bookcase
<b>LH</b>	Left Hand Access
<b>57</b>	57" High
<b>15</b>	15" Wide
<b>B</b>	Box Drawer
<b>B</b>	Box Drawer
<b>F</b>	File Drawer
<b>L</b>	Locking
<b>NJ</b>	Medium Grey paint finish

#### Specification Information

For non-locking towers, deduct \$60 from the list price for single and double door units or \$75 list for units with wardrobe. Substitute the "L" suffix with a "N" within the pattern number to designate a non-locking unit, example (AT3SLH4215BBFN)

"M" drawers consisting of a box drawer body with a file drawer head are available by substituting any two "B" or any one "F" character within the pattern number, example (AT3SLH4215MFN). Multiple "M" drawers may be specified providing they equal the total modules available.

A 6" drawer, behind a cupboard door is available by adding the numeral 1 to the end of the pattern number, example (AT3SLH6415BBFL1)**Note:** 6" drawer behind doors are not available within the wardrobe portion of towers. Drawers behind doors can be specified with fronts painted in one of 6 accent colors. If an accent color is not selected the fronts will be painted black. Accent colors include, (MEY) Memo Yellow, (MRG) Marine Grey, (SFG) Seafoam Green, (REG) Robbins Egg Blue, (SSP) Sunset Pink and (KRD) Knoll Red.

**Note: Drawer behind door list pricing is as follows: 1=\$250**

#### Application Notes

Hanging rails and other accessories are not included and must be ordered separately. Hanging rails are included with 24" and 30" wide lateral drawers only. (See *Tower Accessories for pricing and order entry information*)

Half depth adjustable shelves and coat hooks may be ordered separately allowing the cupboard area of the 15", 24" and 30" wide towers to support binders as well as shorter coats. (See *Tower Accessories for pricing and order entry information*)

Single door towers: Include (2) locks. Double door towers: Include (2) locks. Wardrobe towers: Include (3) locks. 15" wide Side Access Bookcase and Display towers: Include (1) lock. 24" wide Side Access Bookcase and Display towers: Include (2) locks

#### Critical Dimensions

Dimensions under, **w**, **d** and **h** are actual to the nearest <sup>1</sup>/<sub>16</sub>"

42", 50", 57" and 64" Tower Internal Dimensions

- Box and M drawer height: 4<sup>5</sup>/<sub>16</sub>"
- Box and M drawer width: 12<sup>1</sup>/<sub>16</sub>"
- Box and M drawer depth: 18<sup>3</sup>/<sub>8</sub>"
- File drawer height: 9<sup>1</sup>/<sub>4</sub>"
- File drawer width: 12<sup>1</sup>/<sub>16</sub>"
- File drawer depth: 18<sup>3</sup>/<sub>8</sub>"

**Note:** All towers are configured from the top down with standard combinations of box and file drawers.

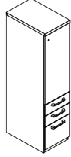
# Storage Towers Currents Front

## 15" Wide Storage Towers

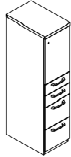
### 64" High

Series 2 Storage

description	type	w	d	h	lock	pattern no.	P1	P2	P3
64" High Single Door tower with two box and one file drawer (right hand shown)	left hand	14 <sup>7</sup> / <sub>8</sub> "	23 <sup>1</sup> / <sub>2</sub> "	63 <sup>5</sup> / <sub>16</sub> "	Y	<b>AT3SLH6415BBFL</b>	\$2,191.	\$2,300.	\$2,414.
	right hand	14 <sup>7</sup> / <sub>8</sub> "	23 <sup>1</sup> / <sub>2</sub> "	63 <sup>5</sup> / <sub>16</sub> "	Y	<b>AT3SRH6415BBFL</b>	2,191.	2,300.	2,414.



64" High Single Door tower with two box and two file drawers (right hand shown)	left hand	14 <sup>7</sup> / <sub>8</sub> "	23 <sup>1</sup> / <sub>2</sub> "	63 <sup>5</sup> / <sub>16</sub> "	Y	<b>AT3SLH6415BBFFL</b>	2,367.	2,486.	2,611.
	right hand	14 <sup>7</sup> / <sub>8</sub> "	23 <sup>1</sup> / <sub>2</sub> "	63 <sup>5</sup> / <sub>16</sub> "	Y	<b>AT3SRH6415BBFFL</b>	2,367.	2,486.	2,611.



64" High Single Door tower with two file drawers (right hand shown)	left hand	14 <sup>7</sup> / <sub>8</sub> "	23 <sup>1</sup> / <sub>2</sub> "	63 <sup>5</sup> / <sub>16</sub> "	Y	<b>AT3SLH6415FFL</b>	1,988.	2,085.	2,191.
	right hand	14 <sup>7</sup> / <sub>8</sub> "	23 <sup>1</sup> / <sub>2</sub> "	63 <sup>5</sup> / <sub>16</sub> "	Y	<b>AT3SRH6415FFL</b>	1,988.	2,085.	2,191.



#### Order Code

Example:	<b>AT3SBLH5715BBFL-NJ</b>
<b>AT3</b>	Series 2 Currents Front
<b>SB</b>	Side Access Bookcase
<b>LH</b>	Left Hand Access
<b>57</b>	57" High
<b>15</b>	15" Wide
<b>B</b>	Box Drawer
<b>B</b>	Box Drawer
<b>F</b>	File Drawer
<b>L</b>	Locking
<b>NJ</b>	Medium Grey paint finish

#### Specification Information

For non-locking towers, deduct \$60 from the list price for single and double door units or \$75 list for units with wardrobe. Substitute the "L" suffix with a "N" within the pattern number to designate a non-locking unit, example (AT3SLH4215BBFN)

"M" drawers consisting of a box drawer body with a file drawer head are available by substituting any two "B" or any one "F" character within the pattern number, example (AT3SLH4215MFN). Multiple "M" drawers may be specified providing they equal the total modules available.

A 6" drawer, behind a cupboard door is available by adding the numeral 1 to the end of the pattern number, example (AT3SLH6415BBFL1) **Note:** 6" drawer behind doors are not available within the wardrobe portion of towers. Drawers behind doors can be specified with fronts painted in one of 6 accent colors. If an accent color is not selected the fronts will be painted black. Accent colors include, (MEY) Memo Yellow, (MRG) Marine Grey, (SFG) Seafoam Green, (REG) Robbins Egg Blue, (SSP) Sunset Pink and (KRD) Knoll Red.

**Note: Drawer behind door list pricing is as follows: 1=\$250**

#### Application Notes

Hanging rails and other accessories are not included and must be ordered separately. Hanging rails are included with 24" and 30" wide lateral drawers only. (See *Tower Accessories for pricing and order entry information*)

Half depth adjustable shelves and coat hooks may be ordered separately allowing the cupboard area of the 15", 24" and 30" wide towers to support binders as well as shorter coats. (See *Tower Accessories for pricing and order entry information*)

Single door towers: Include (2) locks. Double door towers: Include (2) locks. Wardrobe towers: Include (3) locks. 15" wide Side Access Bookcase and Display towers: Include (1) lock. 24" wide Side Access Bookcase and Display towers: Include (2) locks

#### Critical Dimensions

Dimensions under, **w**, **d** and **h** are actual to the nearest <sup>1</sup>/<sub>16</sub>"

42", 50", 57" and 64" Tower Internal Dimensions

- Box and M drawer height: 4<sup>5</sup>/<sub>16</sub>"
- Box and M drawer width: 12<sup>1</sup>/<sub>16</sub>"
- Box and M drawer depth: 18<sup>3</sup>/<sub>8</sub>"
- File drawer height: 9<sup>1</sup>/<sub>4</sub>"
- File drawer width: 12<sup>1</sup>/<sub>16</sub>"
- File drawer depth: 18<sup>3</sup>/<sub>8</sub>"

**Note:** All towers are configured from the top down with standard combinations of box and file drawers.

# Storage Towers Currents Front

## 24" Wide Storage Towers

### 42" High

description	type	w	d	h	lock	pattern no.	P1	P2	P3
42" High Side Access Bookcase with two box and one file drawer with wardrobe (left hand shown)	left hand	23 7/8"	23 1/2"	41 5/16"	Y	AT3WSBLH4224BBFL	\$2,584.	\$2,715.	\$2,850.
	right hand	23 7/8"	23 1/2"	41 5/16"	Y	AT3WSBRH4224BBFL	2,584.	2,715.	2,850.



42" High Side Access Bookcase with two file drawers with wardrobe (left hand shown)	left hand	23 7/8"	23 1/2"	41 5/16"	Y	AT3WSBLH4224FFL	2,485.	2,613.	2,742.
	right hand	23 7/8"	23 1/2"	41 5/16"	Y	AT3WSBRH4224FFL	2,485.	2,613.	2,742.



Order Code	Specification Information
Example: <b>AT3SBLH5724BBFL-NJ</b>	
<b>AT3</b> Series 2 Steel Front	
<b>SB</b> Side Access Bookcase	
<b>LH</b> Left Hand Access	
<b>57</b> 57" High	
<b>24</b> 24" Wide	
<b>B</b> Box Drawer	
<b>B</b> Box Drawer	
<b>F</b> File Drawer	
<b>L</b> Locking	
<b>NJ</b> Medium Grey paint finish	

#### Specification Information

For non-locking towers, deduct \$60 from the list price for single and double door units or \$75 list for units with wardrobe. Substitute the "L" suffix with a "N" within the pattern number to designate a non-locking unit, example (AT3SLH6424BBFN)

"M" drawers consisting of a box drawer body with a file drawer head are available by substituting any two "B" or any one "F" character within the pattern number, example (AT3SLH6424MFN). Multiple "M" drawers may be specified providing they equal the total modules available.

A 6" drawer, behind a cupboard door is available by adding the numeral 1 to the end of the pattern number, example (AT3SLH6424BBFL1)

Single door towers: Include (2) locks. Double door towers: Include (2) locks. Wardrobe towers: Include (3) locks. 15" wide Side Access Bookcase and Display towers: Include (1) lock. 24" wide Side Access Bookcase and Display towers: Include (2) locks

**Note:** 6" drawer behind doors are not available within the wardrobe portion of towers. Drawers behind doors can be specified with fronts painted in one of 6 accent colors. If an accent color is not selected the fronts will be painted black. Accent colors include, (MEY) Memo Yellow, (MRG) Marine Grey, (SFG) Seafoam Green, (REG) Robbins Egg Blue, (SSP) Sunset Pink and (KRD) Knoll Red.

**Note: Drawer behind door list pricing is as follows: 1=\$250**

#### Application Notes

Hanging rails and other accessories are not included and must be ordered separately. Hanging rails are included with 24" and 30" wide lateral drawers only. (See Tower Accessories for pricing and order entry information)

Half depth adjustable shelves and coat hooks may be ordered separately allowing the cupboard area of the 15", 24" and 30" wide towers to support binders as well as shorter coats. (See Tower Accessories for pricing and order entry information)

#### Critical Dimensions

Dimensions under, **w**, **d** and **h** are actual to the nearest 1/16"

50", 57" and 64" Tower Internal Dimensions

- Box and M drawer height: 4 3/16"
- Box and M drawer width: 12 1/16"
- Box and M drawer depth: 18 3/8"
- File drawer height: 9 1/4"
- File drawer width: 12 1/16"
- File drawer depth: 18 3/8"
- Wide drawer height: 9 7/16"
- Wide drawer width: 20 3/4"
- Wide drawer depth: 22 7/8"

**Note:** All towers are configured from the top down with standard combinations of box and file drawers.

# Storage Towers Currents Front

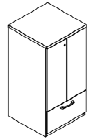
## 24" Wide Storage Towers

### 50" High

Series 2 Storage

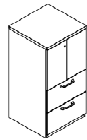
description	type	w	d	h	lock	pattern no.	P1	P2	P3
-------------	------	---	---	---	------	-------------	----	----	----

50" High Double Door tower with one wide drawer



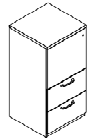
24" and 30" wide double door cabinets may be ordered with a grommet option located in the back of the case by adding a "G" between the 4th and 5th character of the pattern number, example (AT3D**G**6424WL). Add \$100 for this option. **Note:** By adding a "G" option, the cabinet will also receive AV hinged doors.

50" High Double Door tower with two wide drawers



24" and 30" wide double door cabinets may be ordered with a grommet option located in the back of the case by adding a "G" between the 4th and 5th character of the pattern number, example (AT3D**G**6424WL). Add \$100 for this option. **Note:** By adding a "G" option, the cabinet will also receive AV hinged doors.

50" High Single Door tower with two wide drawers (left hand shown)



left hand	23 7/8"	23 1/2"	48 5/16"	Y	<b>AT3SLH5024WWL</b>	2,167.	2,274.	2,391.
right hand	23 7/8"	23 1/2"	48 5/16"	Y	<b>AT3SRH5024WWL</b>	2,167.	2,274.	2,391.

#### Order Code

Example:	<b>AT3SBLH5724BBFL-NJ</b>
<b>AT3</b>	Series 2 Steel Front
<b>SB</b>	Side Access Bookcase
<b>LH</b>	Left Hand Access
<b>57</b>	57" High
<b>24</b>	24" Wide
<b>B</b>	Box Drawer
<b>B</b>	Box Drawer
<b>F</b>	File Drawer
<b>L</b>	Locking
<b>NJ</b>	Medium Grey paint finish

#### Specification Information

For non-locking towers, deduct \$60 from the list price for single and double door units or \$75 list for units with wardrobe. Substitute the "L" suffix with a "N" within the pattern number to designate a non-locking unit, example (AT3SLH6424BBFN)

"M" drawers consisting of a box drawer body with a file drawer head are available by substituting any two "B" or any one "F" character within the pattern number, example (AT3SLH6424MFN). Multiple "M" drawers may be specified providing they equal the total modules available.

A 6" drawer, behind a cupboard door is available by adding the numeral 1 to the end of the pattern number, example (AT3SLH6424BBFL1)

Single door towers: Include (2) locks. Double door towers: Include (2) locks. Wardrobe towers: Include (3) locks. 15" wide Side Access Bookcase and Display towers: Include (1) lock. 24" wide Side Access Bookcase and Display towers: Include (2) locks

**Note:** 6" drawer behind doors are not available within the wardrobe portion of towers. Drawers behind doors can be specified with fronts painted in one of 6 accent colors. If an accent color is not selected the fronts will be painted black. Accent colors include, (**MEY**) Memo Yellow, (**MRG**) Marine Grey, (**SFG**) Seafoam Green, (**REG**) Robbins Egg Blue, (**SSP**) Sunset Pink and (**KRD**) Knoll Red.

**Note: Drawer behind door list pricing is as follows: 1=\$250**

#### Application Notes

Hanging rails and other accessories are not included and must be ordered separately. Hanging rails are included with 24" and 30" wide lateral drawers only. (See *Tower Accessories for pricing and order entry information*)

Half depth adjustable shelves and coat hooks may be ordered separately allowing the cupboard area of the 15", 24" and 30" wide towers to support binders as well as shorter coats. (See *Tower Accessories for pricing and order entry information*)

#### Critical Dimensions

Dimensions under, **w**, **d** and **h** are actual to the nearest 1/16"

50", 57" and 64" Tower Internal Dimensions

- Box and M drawer height: 4 5/16"
- Box and M drawer width: 12 1/16"
- Box and M drawer depth: 18 3/8"
- File drawer height: 9 1/4"
- File drawer width: 12 1/16"
- File drawer depth: 18 3/8"
- Wide drawer height: 9 7/16"
- Wide drawer width: 20 3/4"
- Wide drawer depth: 22 7/8"

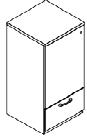
**Note:** All towers are configured from the top down with standard combinations of box and file drawers.

# Storage Towers Currents Front

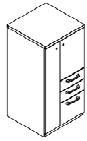
## 24" Wide Storage Towers

### 50" High

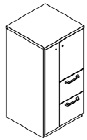
description	type	w	d	h	lock	pattern no.	P1	P2	P3
50" High Single Door tower with wide drawer (left hand shown)	left hand	23 <sup>7</sup> / <sub>8</sub> "	23 <sup>1</sup> / <sub>2</sub> "	48 <sup>5</sup> / <sub>16</sub> "	Y	<b>AT3SLH5024WL</b>	\$1,816.	\$1,904.	\$1,999.
	right hand	23 <sup>7</sup> / <sub>8</sub> "	23 <sup>1</sup> / <sub>2</sub> "	48 <sup>5</sup> / <sub>16</sub> "	Y	<b>AT3SRH5024WL</b>	1,816.	1,904.	1,999.



50" High tower with two box and one file drawer and door and wardrobe (left hand shown)	left hand	23 <sup>7</sup> / <sub>8</sub> "	23 <sup>1</sup> / <sub>2</sub> "	48 <sup>5</sup> / <sub>16</sub> "	Y	<b>AT3WSLH5024BBFL</b>	2,544.	2,673.	2,807.
	right hand	23 <sup>7</sup> / <sub>8</sub> "	23 <sup>1</sup> / <sub>2</sub> "	48 <sup>5</sup> / <sub>16</sub> "	Y	<b>AT3WSRH5024BBFL</b>	2,544.	2,673.	2,807.



50" High tower with two file drawers and door and wardrobe (left hand shown)	left hand	23 <sup>7</sup> / <sub>8</sub> "	23 <sup>1</sup> / <sub>2</sub> "	48 <sup>5</sup> / <sub>16</sub> "	Y	<b>AT3WSLH5024FFL</b>	2,081.	2,186.	2,296.
	right hand	23 <sup>7</sup> / <sub>8</sub> "	23 <sup>1</sup> / <sub>2</sub> "	48 <sup>5</sup> / <sub>16</sub> "	Y	<b>AT3WSRH5024FFL</b>	2,081.	2,186.	2,296.



Order Code	Specification Information
Example: <b>AT3SBLH5724BBFL-NJ</b>	
<b>AT3</b> Series 2 Steel Front	
<b>SB</b> Side Access Bookcase	
<b>LH</b> Left Hand Access	
<b>57</b> 57" High	
<b>24</b> 24" Wide	
<b>B</b> Box Drawer	
<b>B</b> Box Drawer	
<b>F</b> File Drawer	
<b>L</b> Locking	
<b>NJ</b> Medium Grey paint finish	

#### Specification Information

For non-locking towers, deduct \$60 from the list price for single and double door units or \$75 list for units with wardrobe. Substitute the "L" suffix with a "N" within the pattern number to designate a non-locking unit, example (AT3SLH6424BBFN)

"M" drawers consisting of a box drawer body with a file drawer head are available by substituting any two "B" or any one "F" character within the pattern number, example (AT3SLH6424MFN). Multiple "M" drawers may be specified providing they equal the total modules available.

A 6" drawer, behind a cupboard door is available by adding the numeral 1 to the end of the pattern number, example (AT3SLH6424BBFL1)

Single door towers: Include (2) locks. Double door towers: Include (2) locks. Wardrobe towers: Include (3) locks. 15" wide Side Access Bookcase and Display towers: Include (1) lock. 24" wide Side Access Bookcase and Display towers: Include (2) locks

**Note:** 6" drawer behind doors are not available within the wardrobe portion of towers. Drawers behind doors can be specified with fronts painted in one of 6 accent colors. If an accent color is not selected the fronts will be painted black. Accent colors include, (MEY) Memo Yellow, (MRG) Marine Grey, (SFG) Seafoam Green, (REG) Robbins Egg Blue, (SSP) Sunset Pink and (KRD) Knoll Red.

**Note: Drawer behind door list pricing is as follows: 1=\$250**

#### Application Notes

Hanging rails and other accessories are not included and must be ordered separately. Hanging rails are included with 24" and 30" wide lateral drawers only. (See Tower Accessories for pricing and order entry information)

Half depth adjustable shelves and coat hooks may be ordered separately allowing the cupboard area of the 15", 24" and 30" wide towers to support binders as well as shorter coats. (See Tower Accessories for pricing and order entry information)

#### Critical Dimensions

Dimensions under, **w**, **d** and **h** are actual to the nearest 1/16"

50", 57" and 64" Tower Internal Dimensions

- Box and M drawer height: 4<sup>3</sup>/<sub>16</sub>"
- Box and M drawer width: 12<sup>1</sup>/<sub>16</sub>"
- Box and M drawer depth: 18<sup>3</sup>/<sub>8</sub>"
- File drawer height: 9<sup>1</sup>/<sub>4</sub>"
- File drawer width: 12<sup>1</sup>/<sub>16</sub>"
- File drawer depth: 18<sup>3</sup>/<sub>8</sub>"
- Wide drawer height: 9<sup>7</sup>/<sub>16</sub>"
- Wide drawer width: 20<sup>3</sup>/<sub>4</sub>"
- Wide drawer depth: 22<sup>7</sup>/<sub>8</sub>"

**Note:** All towers are configured from the top down with standard combinations of box and file drawers.

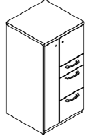
# Storage Towers Currents Front

## 24" Wide Storage Towers

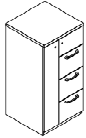
### 50" High

Series 2 Storage

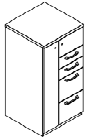
description	type	w	d	h	lock	pattern no.	P1	P2	P3
50" High tower with one box and two file drawers and door and wardrobe (left hand shown)	left hand	23 7/8"	23 1/2"	48 5/16"	Y	AT3WSLH5024BFFL	\$2,481.	\$2,607.	\$2,737.
	right hand	23 7/8"	23 1/2"	48 5/16"	Y	AT3WSRH5024BFFL	2,481.	2,607.	2,737.



50" High tower with three file drawers and door and wardrobe (left hand shown)	left hand	23 7/8"	23 1/2"	48 5/16"	Y	AT3WSLH5024FFFL	2,499.	2,623.	2,754.
	right hand	23 7/8"	23 1/2"	48 5/16"	Y	AT3WSRH5024FFFL	2,499.	2,623.	2,754.



50" High tower with two box and two file drawers and door and wardrobe (left hand shown)	left hand	23 7/8"	23 1/2"	48 5/16"	Y	AT3WSLH5024BBFFL	2,727.	2,860.	3,003.
	right hand	23 7/8"	23 1/2"	48 5/16"	Y	AT3WSRH5024BBFFL	2,727.	2,860.	3,003.



#### Order Code

Example:	AT3SBLH5724BBFL-NJ
AT3	Series 2 Steel Front
SB	Side Access Bookcase
LH	Left Hand Access
57	57" High
24	24" Wide
B	Box Drawer
B	Box Drawer
F	File Drawer
L	Locking
NJ	Medium Grey paint finish

#### Specification Information

For non-locking towers, deduct \$60 from the list price for single and double door units or \$75 list for units with wardrobe. Substitute the "L" suffix with a "N" within the pattern number to designate a non-locking unit, example (AT3SLH6424BBFN)

"M" drawers consisting of a box drawer body with a file drawer head are available by substituting any two "B" or any one "F" character within the pattern number, example (AT3SLH6424MFN). Multiple "M" drawers may be specified providing they equal the total modules available.

A 6" drawer, behind a cupboard door is available by adding the numeral 1 to the end of the pattern number, example (AT3SLH6424BBFL1)

Single door towers: Include (2) locks. Double door towers: Include (2) locks. Wardrobe towers: Include (3) locks. 15" wide Side Access Bookcase and Display towers: Include (1) lock. 24" wide Side Access Bookcase and Display towers: Include (2) locks

**Note:** 6" drawer behind doors are not available within the wardrobe portion of towers. Drawers behind doors can be specified with fronts painted in one of 6 accent colors. If an accent color is not selected the fronts will be painted black. Accent colors include, (MEY) Memo Yellow, (MRG) Marine Grey, (SFG) Seafoam Green, (REG) Robbins Egg Blue, (SSP) Sunset Pink and (KRD) Knoll Red.

**Note: Drawer behind door list pricing is as follows: 1=\$250**

#### Application Notes

Hanging rails and other accessories are not included and must be ordered separately. Hanging rails are included with 24" and 30" wide lateral drawers only. (See *Tower Accessories for pricing and order entry information*)

Half depth adjustable shelves and coat hooks may be ordered separately allowing the cupboard area of the 15", 24" and 30" wide towers to support binders as well as shorter coats. (See *Tower Accessories for pricing and order entry information*)

#### Critical Dimensions

Dimensions under, **w**, **d** and **h** are actual to the nearest 1/16"

50", 57" and 64" Tower Internal Dimensions

- Box and M drawer height: 4 5/16"
- Box and M drawer width: 12 1/16"
- Box and M drawer depth: 18 3/8"
- File drawer height: 9 1/4"
- File drawer width: 12 1/16"
- File drawer depth: 18 3/8"
- Wide drawer height: 9 7/16"
- Wide drawer width: 20 3/4"
- Wide drawer depth: 22 7/8"

**Note:** All towers are configured from the top down with standard combinations of box and file drawers.

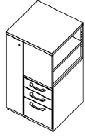


# Storage Towers Currents Front

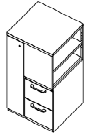
## 24" Wide Storage Towers

### 50" High

description	type	w	d	h	lock	pattern no.	P1	P2	P3
50" High Side Access Bookcase with two box and one file drawer with wardrobe (left hand shown)	left hand	23 7/8"	23 1/2"	48 5/16"	Y	AT3WSBLH5024BBFL	\$2,595.	\$2,727.	\$2,860.



50" High Side Access Bookcase with two file drawers with wardrobe (left hand shown)	left hand	23 7/8"	23 1/2"	48 5/16"	Y	AT3WSBLH5024FFL	2,499.	2,623.	2,754.
	right hand	23 7/8"	23 1/2"	48 5/16"	Y	AT3WSBRH5024FFL	2,499.	2,623.	2,754.



Order Code	Specification Information
Example: <b>AT3SBLH5724BBFL-NJ</b>	
<b>AT3</b> Series 2 Steel Front	
<b>SB</b> Side Access Bookcase	
<b>LH</b> Left Hand Access	
<b>57</b> 57" High	
<b>24</b> 24" Wide	
<b>B</b> Box Drawer	
<b>B</b> Box Drawer	
<b>F</b> File Drawer	
<b>L</b> Locking	
<b>NJ</b> Medium Grey paint finish	

#### Specification Information

For non-locking towers, deduct \$60 from the list price for single and double door units or \$75 list for units with wardrobe. Substitute the "L" suffix with a "N" within the pattern number to designate a non-locking unit, example (AT3SLH6424BBFN)

"M" drawers consisting of a box drawer body with a file drawer head are available by substituting any two "B" or any one "F" character within the pattern number, example (AT3SLH6424MFN). Multiple "M" drawers may be specified providing they equal the total modules available.

A 6" drawer, behind a cupboard door is available by adding the numeral 1 to the end of the pattern number, example (AT3SLH6424BBFL1)

Single door towers: Include (2) locks. Double door towers: Include (2) locks. Wardrobe towers: Include (3) locks. 15" wide Side Access Bookcase and Display towers: Include (1) lock. 24" wide Side Access Bookcase and Display towers: Include (2) locks

**Note:** 6" drawer behind doors are not available within the wardrobe portion of towers. Drawers behind doors can be specified with fronts painted in one of 6 accent colors. If an accent color is not selected the fronts will be painted black. Accent colors include, (MEY) Memo Yellow, (MRG) Marine Grey, (SFG) Seafoam Green, (REG) Robbins Egg Blue, (SSP) Sunset Pink and (KRD) Knoll Red.

**Note: Drawer behind door list pricing is as follows: 1=\$250**

#### Application Notes

Hanging rails and other accessories are not included and must be ordered separately. Hanging rails are included with 24" and 30" wide lateral drawers only. (See Tower Accessories for pricing and order entry information)

Half depth adjustable shelves and coat hooks may be ordered separately allowing the cupboard area of the 15", 24" and 30" wide towers to support binders as well as shorter coats. (See Tower Accessories for pricing and order entry information)

#### Critical Dimensions

Dimensions under, **w**, **d** and **h** are actual to the nearest 1/16"

50", 57" and 64" Tower Internal Dimensions

- Box and M drawer height: 4 3/16"
- Box and M drawer width: 12 1/16"
- Box and M drawer depth: 18 3/8"
- File drawer height: 9 1/4"
- File drawer width: 12 1/16"
- File drawer depth: 18 3/8"
- Wide drawer height: 9 7/16"
- Wide drawer width: 20 3/4"
- Wide drawer depth: 22 7/8"

**Note:** All towers are configured from the top down with standard combinations of box and file drawers.

# Storage Towers Currents Front

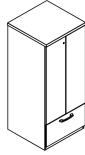
## 24" Wide Storage Towers

### 57" High

Series 2 Storage

description	type	w	d	h	lock	pattern no.	P1	P2	P3
-------------	------	---	---	---	------	-------------	----	----	----

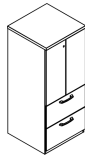
57" High Double Door tower with one wide drawer



		23 <sup>7</sup> / <sub>8</sub> "	23 <sup>1</sup> / <sub>2</sub> "	56 <sup>3</sup> / <sub>16</sub> "	Y	<b>AT3D5724WL</b>	\$2,233.	\$2,567.	\$2,678.
--	--	----------------------------------	----------------------------------	-----------------------------------	---	-------------------	----------	----------	----------

24" and 30" wide double door cabinets may be ordered with a grommet option located in the back of the case by adding a "G" between the 4th and 5th character of the pattern number, example (AT3D**G**6424WL). Add \$100 for this option. **Note:** By adding a "G" option, the cabinet will also receive AV hinged doors.

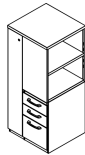
57" High Double Door tower with two wide drawers



		23 <sup>7</sup> / <sub>8</sub> "	23 <sup>1</sup> / <sub>2</sub> "	56 <sup>3</sup> / <sub>16</sub> "	Y	<b>AT3D5724WWL</b>	2,632.	3,027.	3,156.
--	--	----------------------------------	----------------------------------	-----------------------------------	---	--------------------	--------	--------	--------

24" and 30" wide double door cabinets may be ordered with a grommet option located in the back of the case by adding a "G" between the 4th and 5th character of the pattern number, example (AT3D**G**6424WL). Add \$100 for this option. **Note:** By adding a "G" option, the cabinet will also receive AV hinged doors.

57" High Side Access Bookcase with two box and one file drawer with wardrobe (left hand shown)



left hand	23 <sup>7</sup> / <sub>8</sub> "	23 <sup>1</sup> / <sub>2</sub> "	57 <sup>3</sup> / <sub>16</sub> "	Y	<b>AT3WSBLH5724BBFL</b>	2,699.	3,103.	3,237.
right hand	23 <sup>7</sup> / <sub>8</sub> "	23 <sup>1</sup> / <sub>2</sub> "	57 <sup>3</sup> / <sub>16</sub> "	Y	<b>AT3WSBRH5724BBFL</b>	2,699.	3,103.	3,237.

#### Order Code

Example:	<b>AT3SBLH5724BBFL-NJ</b>
<b>AT3</b>	Series 2 Steel Front
<b>SB</b>	Side Access Bookcase
<b>LH</b>	Left Hand Access
<b>57</b>	57" High
<b>24</b>	24" Wide
<b>B</b>	Box Drawer
<b>B</b>	Box Drawer
<b>F</b>	File Drawer
<b>L</b>	Locking
<b>NJ</b>	Medium Grey paint finish

#### Specification Information

For non-locking towers, deduct \$60 from the list price for single and double door units or \$75 list for units with wardrobe. Substitute the "L" suffix with a "N" within the pattern number to designate a non-locking unit, example (AT3SLH6424BBFN)

"M" drawers consisting of a box drawer body with a file drawer head are available by substituting any two "B" or any one "F" character within the pattern number, example (AT3SLH6424MFN). Multiple "M" drawers may be specified providing they equal the total modules available.

A 6" drawer, behind a cupboard door is available by adding the numeral 1 to the end of the pattern number, example (AT3SLH6424BBFL1)

Single door towers: Include (2) locks. Double door towers: Include (2) locks. Wardrobe towers: Include (3) locks. 15" wide Side Access Bookcase and Display towers: Include (1) lock. 24" wide Side Access Bookcase and Display towers: Include (2) locks

**Note:** 6" drawer behind doors are not available within the wardrobe portion of towers. Drawers behind doors can be specified with fronts painted in one of 6 accent colors. If an accent color is not selected the fronts will be painted black. Accent colors include, (MEY) Memo Yellow, (MRG) Marine Grey, (SFG) Seafoam Green, (REG) Robbins Egg Blue, (SSP) Sunset Pink and (KRD) Knoll Red.

**Note: Drawer behind door list pricing is as follows: 1=\$250**

#### Application Notes

Hanging rails and other accessories are not included and must be ordered separately. Hanging rails are included with 24" and 30" wide lateral drawers only. (See *Tower Accessories for pricing and order entry information*)

Half depth adjustable shelves and coat hooks may be ordered separately allowing the cupboard area of the 15", 24" and 30" wide towers to support binders as well as shorter coats. (See *Tower Accessories for pricing and order entry information*)

#### Critical Dimensions

Dimensions under, **w**, **d** and **h** are actual to the nearest 1/16"

50", 57" and 64" Tower Internal Dimensions

- Box and M drawer height: 4<sup>7</sup>/<sub>16</sub>"
- Box and M drawer width: 12<sup>1</sup>/<sub>16</sub>"
- Box and M drawer depth: 18<sup>3</sup>/<sub>8</sub>"
- File drawer height: 9<sup>1</sup>/<sub>4</sub>"
- File drawer width: 12<sup>1</sup>/<sub>16</sub>"
- File drawer depth: 18<sup>3</sup>/<sub>8</sub>"
- Wide drawer height: 9<sup>7</sup>/<sub>16</sub>"
- Wide drawer width: 20<sup>3</sup>/<sub>4</sub>"
- Wide drawer depth: 22<sup>7</sup>/<sub>8</sub>"

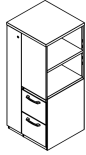
**Note:** All towers are configured from the top down with standard combinations of box and file drawers.

# Storage Towers Currents Front

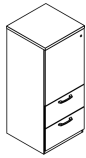
## 24" Wide Storage Towers

### 57" High

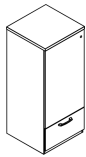
description	type	w	d	h	lock	pattern no.	P1	P2	P3
57" High Side Access Bookcase with two file drawers with wardrobe (left hand shown)	left hand	23 <sup>7</sup> / <sub>8</sub> "	23 <sup>1</sup> / <sub>2</sub> "	56 <sup>3</sup> / <sub>16</sub> "	Y	<b>AT3WSBLH5724FFL</b>	\$2,603.	\$2,991.	\$3,120.
	right hand	23 <sup>7</sup> / <sub>8</sub> "	23 <sup>1</sup> / <sub>2</sub> "	56 <sup>3</sup> / <sub>16</sub> "	Y	<b>AT3WSBRH5724FFL</b>	2,603.	2,991.	3,120.



57" High Single Door tower with two wide drawers (left hand shown)	left hand	23 <sup>7</sup> / <sub>8</sub> "	23 <sup>1</sup> / <sub>2</sub> "	56 <sup>3</sup> / <sub>16</sub> "	Y	<b>AT3SLH5724WWL</b>	2,221.	2,555.	2,664.
	right hand	23 <sup>7</sup> / <sub>8</sub> "	23 <sup>1</sup> / <sub>2</sub> "	56 <sup>3</sup> / <sub>16</sub> "	Y	<b>AT3SRH5724WWL</b>	2,221.	2,555.	2,664.



57" High Single Door tower with wide drawer (left hand shown)	left hand	23 <sup>7</sup> / <sub>8</sub> "	23 <sup>1</sup> / <sub>2</sub> "	56 <sup>3</sup> / <sub>16</sub> "	Y	<b>AT3SLH5724WL</b>	1,883.	2,165.	2,259.
	right hand	23 <sup>7</sup> / <sub>8</sub> "	23 <sup>1</sup> / <sub>2</sub> "	56 <sup>3</sup> / <sub>16</sub> "	Y	<b>AT3SRH5724WL</b>	1,883.	2,165.	2,259.



#### Order Code

Example:	<b>AT3SBLH5724BBFL-NJ</b>
<b>AT3</b>	Series 2 Steel Front
<b>SB</b>	Side Access Bookcase
<b>LH</b>	Left Hand Access
<b>57</b>	57" High
<b>24</b>	24" Wide
<b>B</b>	Box Drawer
<b>B</b>	Box Drawer
<b>F</b>	File Drawer
<b>L</b>	Locking
<b>NJ</b>	Medium Grey paint finish

#### Specification Information

For non-locking towers, deduct \$60 from the list price for single and double door units or \$75 list for units with wardrobe. Substitute the "L" suffix with a "N" within the pattern number to designate a non-locking unit, example (AT3SLH6424BBFN)

"M" drawers consisting of a box drawer body with a file drawer head are available by substituting any two "B" or any one "F" character within the pattern number, example (AT3SLH6424MFN). Multiple "M" drawers may be specified providing they equal the total modules available.

A 6" drawer, behind a cupboard door is available by adding the numeral 1 to the end of the pattern number, example (AT3SLH6424BBFL1)

Single door towers: Include (2) locks. Double door towers: Include (2) locks. Wardrobe towers: Include (3) locks. 15" wide Side Access Bookcase and Display towers: Include (1) lock. 24" wide Side Access Bookcase and Display towers: Include (2) locks

**Note:** 6" drawer behind doors are not available within the wardrobe portion of towers. Drawers behind doors can be specified with fronts painted in one of 6 accent colors. If an accent color is not selected the fronts will be painted black. Accent colors include, (MEY) Memo Yellow, (MRG) Marine Grey, (SFG) Seafoam Green, (REG) Robbins Egg Blue, (SSP) Sunset Pink and (KRD) Knoll Red.

**Note: Drawer behind door list pricing is as follows: 1=\$250**

#### Application Notes

Hanging rails and other accessories are not included and must be ordered separately. Hanging rails are included with 24" and 30" wide lateral drawers only. (See *Tower Accessories for pricing and order entry information*)

Half depth adjustable shelves and coat hooks may be ordered separately allowing the cupboard area of the 15", 24" and 30" wide towers to support binders as well as shorter coats. (See *Tower Accessories for pricing and order entry information*)

#### Critical Dimensions

Dimensions under, **w**, **d** and **h** are actual to the nearest 1/16"

50", 57" and 64" Tower Internal Dimensions

- Box and M drawer height: 4<sup>7</sup>/<sub>16</sub>"
- Box and M drawer width: 12<sup>1</sup>/<sub>16</sub>"
- Box and M drawer depth: 18<sup>3</sup>/<sub>8</sub>"
- File drawer height: 9<sup>1</sup>/<sub>4</sub>"
- File drawer width: 12<sup>1</sup>/<sub>16</sub>"
- File drawer depth: 18<sup>3</sup>/<sub>8</sub>"
- Wide drawer height: 9<sup>7</sup>/<sub>16</sub>"
- Wide drawer width: 20<sup>3</sup>/<sub>4</sub>"
- Wide drawer depth: 22<sup>7</sup>/<sub>8</sub>"

**Note:** All towers are configured from the top down with standard combinations of box and file drawers.

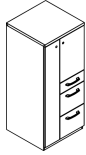
# Storage Towers Currents Front

## 24" Wide Storage Towers

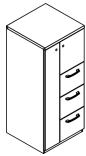
### 57" High

Series 2 Storage

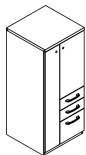
description	type	w	d	h	lock	pattern no.	P1	P2	P3
57" High tower with one box and two file drawers and door and wardrobe (left hand shown)	left hand	23 <sup>7</sup> / <sub>8</sub> "	23 <sup>1</sup> / <sub>2</sub> "	56 <sup>3</sup> / <sub>16</sub> "	Y	<b>AT3WSLH5724BFFL</b>	\$2,559.	\$2,941.	\$3,066.
	left hand	29 <sup>7</sup> / <sub>8</sub> "	23 <sup>1</sup> / <sub>2</sub> "	56 <sup>3</sup> / <sub>16</sub> "	Y	<b>AT3WSLH5730BFFL</b>	2,625.	3,019.	3,149.
	right hand	23 <sup>7</sup> / <sub>8</sub> "	23 <sup>1</sup> / <sub>2</sub> "	56 <sup>3</sup> / <sub>16</sub> "	Y	<b>AT3WSRH5724BFFL</b>	2,559.	2,941.	3,066.
	right hand	29 <sup>7</sup> / <sub>8</sub> "	23 <sup>1</sup> / <sub>2</sub> "	56 <sup>3</sup> / <sub>16</sub> "	Y	<b>AT3WSRH5730BFFL</b>	2,625.	3,019.	3,149.



57" High tower with three file drawers and door and wardrobe (left hand shown)	left hand	23 <sup>7</sup> / <sub>8</sub> "	23 <sup>1</sup> / <sub>2</sub> "	56 <sup>3</sup> / <sub>16</sub> "	Y	<b>AT3WSLH5724FFFL</b>	2,559.	2,942.	3,066.
	right hand	23 <sup>7</sup> / <sub>8</sub> "	23 <sup>1</sup> / <sub>2</sub> "	56 <sup>3</sup> / <sub>16</sub> "	Y	<b>AT3WSRH5724FFFL</b>	2,559.	2,942.	3,066.



57" High tower with two box and one file drawer and door and wardrobe (left hand shown)	left hand	23 <sup>7</sup> / <sub>8</sub> "	23 <sup>1</sup> / <sub>2</sub> "	56 <sup>3</sup> / <sub>16</sub> "	Y	<b>AT3WSLH5724BBFL</b>	2,640.	3,035.	3,167.
	right hand	23 <sup>7</sup> / <sub>8</sub> "	23 <sup>1</sup> / <sub>2</sub> "	56 <sup>3</sup> / <sub>16</sub> "	Y	<b>AT3WSRH5724BBFL</b>	2,640.	3,035.	3,167.



#### Order Code

Example:	<b>AT3SBLH5724BBFL-NJ</b>
<b>AT3</b>	Series 2 Steel Front
<b>SB</b>	Side Access Bookcase
<b>LH</b>	Left Hand Access
<b>57</b>	57" High
<b>24</b>	24" Wide
<b>B</b>	Box Drawer
<b>B</b>	Box Drawer
<b>F</b>	File Drawer
<b>L</b>	Locking
<b>NJ</b>	Medium Grey paint finish

#### Specification Information

For non-locking towers, deduct \$60 from the list price for single and double door units or \$75 list for units with wardrobe. Substitute the "L" suffix with a "N" within the pattern number to designate a non-locking unit, example (AT3SLH6424BBFN)

"M" drawers consisting of a box drawer body with a file drawer head are available by substituting any two "B" or any one "F" character within the pattern number, example (AT3SLH6424MFN). Multiple "M" drawers may be specified providing they equal the total modules available.

A 6" drawer, behind a cupboard door is available by adding the numeral 1 to the end of the pattern number, example (AT3SLH6424BBFL1)

Single door towers: Include (2) locks. Double door towers: Include (2) locks. Wardrobe towers: Include (3) locks. 15" wide Side Access Bookcase and Display towers: Include (1) lock. 24" wide Side Access Bookcase and Display towers: Include (2) locks

**Note:** 6" drawer behind doors are not available within the wardrobe portion of towers. Drawers behind doors can be specified with fronts painted in one of 6 accent colors. If an accent color is not selected the fronts will be painted black. Accent colors include, (MEY) Memo Yellow, (MRG) Marine Grey, (SFG) Seafoam Green, (REG) Robbins Egg Blue, (SSP) Sunset Pink and (KRD) Knoll Red.

**Note: Drawer behind door list pricing is as follows: 1=\$250**

#### Application Notes

Hanging rails and other accessories are not included and must be ordered separately. Hanging rails are included with 24" and 30" wide lateral drawers only. (See *Tower Accessories for pricing and order entry information*)

Half depth adjustable shelves and coat hooks may be ordered separately allowing the cupboard area of the 15", 24" and 30" wide towers to support binders as well as shorter coats. (See *Tower Accessories for pricing and order entry information*)

#### Critical Dimensions

Dimensions under, **w**, **d** and **h** are actual to the nearest <sup>1</sup>/<sub>16</sub>"

50", 57" and 64" Tower Internal Dimensions

- Box and M drawer height: 4<sup>3</sup>/<sub>16</sub>"
- Box and M drawer width: 12<sup>1</sup>/<sub>16</sub>"
- Box and M drawer depth: 18<sup>3</sup>/<sub>8</sub>"
- File drawer height: 9<sup>1</sup>/<sub>4</sub>"
- File drawer width: 12<sup>1</sup>/<sub>16</sub>"
- File drawer depth: 18<sup>3</sup>/<sub>8</sub>"
- Wide drawer height: 9<sup>7</sup>/<sub>16</sub>"
- Wide drawer width: 20<sup>3</sup>/<sub>4</sub>"
- Wide drawer depth: 22<sup>7</sup>/<sub>8</sub>"

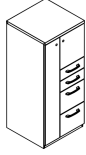
**Note:** All towers are configured from the top down with standard combinations of box and file drawers.

# Storage Towers Currents Front

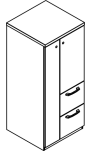
## 24" Wide Storage Towers

### 57" High

description	type	w	d	h	lock	pattern no.	P1	P2	P3
57" High tower with two box and two file drawers and door and wardrobe (left hand shown)	left hand	23 7/8"	23 1/2"	56 3/16"	Y	AT3WSLH5724BBFFL	\$2,785.	\$3,203.	\$3,341.
	right hand	23 7/8"	23 1/2"	56 3/16"	Y	AT3WSRH5724BBFFL	2,785.	3,203.	3,341.



57" High tower with two file drawers and door and wardrobe (left hand shown)	left hand	23 7/8"	23 1/2"	56 3/16"	Y	AT3WSLH5724FFL	2,147.	2,469.	2,574.
	right hand	23 7/8"	23 1/2"	56 3/16"	Y	AT3WSRH5724FFL	2,147.	2,469.	2,574.



#### Order Code

Example:	AT3SBLH5724BBFL-NJ
AT3	Series 2 Steel Front
SB	Side Access Bookcase
LH	Left Hand Access
57	57" High
24	24" Wide
B	Box Drawer
B	Box Drawer
F	File Drawer
L	Locking
NJ	Medium Grey paint finish

#### Specification Information

For non-locking towers, deduct \$60 from the list price for single and double door units or \$75 list for units with wardrobe. Substitute the "L" suffix with a "N" within the pattern number to designate a non-locking unit, example (AT3SLH6424BBFN)

"M" drawers consisting of a box drawer body with a file drawer head are available by substituting any two "B" or any one "F" character within the pattern number, example (AT3SLH6424MFN). Multiple "M" drawers may be specified providing they equal the total modules available.

A 6" drawer, behind a cupboard door is available by adding the numeral 1 to the end of the pattern number, example (AT3SLH6424BBFL1)

Single door towers: Include (2) locks. Double door towers: Include (2) locks. Wardrobe towers: Include (3) locks. 15" wide Side Access Bookcase and Display towers: Include (1) lock. 24" wide Side Access Bookcase and Display towers: Include (2) locks

**Note:** 6" drawer behind doors are not available within the wardrobe portion of towers. Drawers behind doors can be specified with fronts painted in one of 6 accent colors. If an accent color is not selected the fronts will be painted black. Accent colors include, (MEY) Memo Yellow, (MRG) Marine Grey, (SFG) Seafoam Green, (REG) Robbins Egg Blue, (SSP) Sunset Pink and (KRD) Knoll Red.

**Note: Drawer behind door list pricing is as follows: 1=\$250**

#### Application Notes

Hanging rails and other accessories are not included and must be ordered separately. Hanging rails are included with 24" and 30" wide lateral drawers only. (See *Tower Accessories for pricing and order entry information*)

Half depth adjustable shelves and coat hooks may be ordered separately allowing the cupboard area of the 15", 24" and 30" wide towers to support binders as well as shorter coats. (See *Tower Accessories for pricing and order entry information*)

#### Critical Dimensions

Dimensions under, **w**, **d** and **h** are actual to the nearest 1/16"

50", 57" and 64" Tower Internal Dimensions

- Box and M drawer height: 4 3/16"
- Box and M drawer width: 12 1/16"
- Box and M drawer depth: 18 3/8"
- File drawer height: 9 1/4"
- File drawer width: 12 1/16"
- File drawer depth: 18 3/8"
- Wide drawer height: 9 7/16"
- Wide drawer width: 20 3/4"
- Wide drawer depth: 22 7/8"

**Note:** All towers are configured from the top down with standard combinations of box and file drawers.

# Storage Towers Currents Front

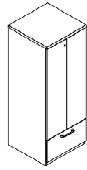
## 24" Wide Storage Towers

### 64" High

Series 2 Storage

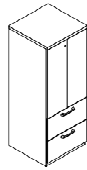
description	type	w	d	h	lock	pattern no.	P1	P2	P3
-------------	------	---	---	---	------	-------------	----	----	----

64" High Double Door tower with one wide drawer



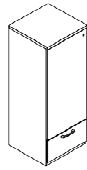
24" and 30" wide double door cabinets may be ordered with a grommet option located in the back of the case by adding a "G" between the 4th and 5th character of the pattern number, example (AT3DG6424WL). Add \$100 for this option. **Note:** By adding a "G" option, the cabinet will also receive AV hinged doors.

64" High Double Door tower with two wide drawers



24" and 30" wide double door cabinets may be ordered with a grommet option located in the back of the case by adding a "G" between the 4th and 5th character of the pattern number, example (AT3DG6424WL). Add \$100 for this option. **Note:** By adding a "G" option, the cabinet will also receive AV hinged doors.

64" High Single Door tower with wide drawer (left hand shown)



	left hand	23 7/8"	23 1/2"	63 5/16"	Y	AT3SLH6424WL	1,951.	2,048.	2,151.
	right hand	23 7/8"	23 1/2"	63 5/16"	Y	AT3SRH6424WL	1,951.	2,048.	2,151.

#### Order Code

Example:	<b>AT3SBLH5724BBFL-NJ</b>
<b>AT3</b>	Series 2 Steel Front
<b>SB</b>	Side Access Bookcase
<b>LH</b>	Left Hand Access
<b>57</b>	57" High
<b>24</b>	24" Wide
<b>B</b>	Box Drawer
<b>B</b>	Box Drawer
<b>F</b>	File Drawer
<b>L</b>	Locking
<b>NJ</b>	Medium Grey paint finish

#### Specification Information

For non-locking towers, deduct \$60 from the list price for single and double door units or \$75 list for units with wardrobe. Substitute the "L" suffix with a "N" within the pattern number to designate a non-locking unit, example (AT3SLH6424BBFN)

"M" drawers consisting of a box drawer body with a file drawer head are available by substituting any two "B" or any one "F" character within the pattern number, example (AT3SLH6424MFN). Multiple "M" drawers may be specified providing they equal the total modules available.

A 6" drawer, behind a cupboard door is available by adding the numeral 1 to the end of the pattern number, example (AT3SLH6424BBFL1)

Single door towers: Include (2) locks. Double door towers: Include (2) locks. Wardrobe towers: Include (3) locks. 15" wide Side Access Bookcase and Display towers: Include (1) lock. 24" wide Side Access Bookcase and Display towers: Include (2) locks

**Note:** 6" drawer behind doors are not available within the wardrobe portion of towers. Drawers behind doors can be specified with fronts painted in one of 6 accent colors. If an accent color is not selected the fronts will be painted black. Accent colors include, (MEY) Memo Yellow, (MRG) Marine Grey, (SFG) Seafoam Green, (REG) Robbins Egg Blue, (SSP) Sunset Pink and (KRD) Knoll Red.

**Note: Drawer behind door list pricing is as follows: 1=\$250**

#### Application Notes

Hanging rails and other accessories are not included and must be ordered separately. Hanging rails are included with 24" and 30" wide lateral drawers only. (See Tower Accessories for pricing and order entry information)

Half depth adjustable shelves and coat hooks may be ordered separately allowing the cupboard area of the 15", 24" and 30" wide towers to support binders as well as shorter coats. (See Tower Accessories for pricing and order entry information)

#### Critical Dimensions

Dimensions under, **w**, **d** and **h** are actual to the nearest 1/16"

50", 57" and 64" Tower Internal Dimensions

- Box and M drawer height: 4 7/16"
- Box and M drawer width: 12 1/16"
- Box and M drawer depth: 18 3/8"
- File drawer height: 9 1/4"
- File drawer width: 12 1/16"
- File drawer depth: 18 3/8"
- Wide drawer height: 9 7/16"
- Wide drawer width: 20 3/4"
- Wide drawer depth: 22 7/8"

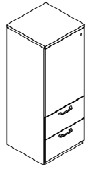
**Note:** All towers are configured from the top down with standard combinations of box and file drawers.

# Storage Towers Currents Front

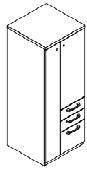
## 24" Wide Storage Towers

### 64" High

description	type	w	d	h	lock	pattern no.	P1	P2	P3
64" High Single Door tower with two wide drawers (left hand shown)	left hand	23 7/8"	23 1/2"	63 5/16"	Y	<b>AT3SLH6424WWL</b>	\$2,250.	\$2,363.	\$2,480.
	right hand	23 7/8"	23 1/2"	63 5/16"	Y	<b>AT3SRH6424WWL</b>	2,250.	2,363.	2,480.



64" High tower with two box and one file drawer and door and wardrobe (left hand shown)	left hand	23 7/8"	23 1/2"	63 5/16"	Y	<b>AT3WSLH6424BBFL</b>	2,714.	2,850.	2,991.
	right hand	23 7/8"	23 1/2"	63 5/16"	Y	<b>AT3WSRH6424BBFL</b>	2,714.	2,850.	2,991.



Order Code	Specification Information
Example: <b>AT3SBLH5724BBFL-NJ</b>	
<b>AT3</b> Series 2 Steel Front	
<b>SB</b> Side Access Bookcase	
<b>LH</b> Left Hand Access	
<b>57</b> 57" High	
<b>24</b> 24" Wide	
<b>B</b> Box Drawer	
<b>B</b> Box Drawer	
<b>F</b> File Drawer	
<b>L</b> Locking	
<b>NJ</b> Medium Grey paint finish	

#### Specification Information

For non-locking towers, deduct \$60 from the list price for single and double door units or \$75 list for units with wardrobe. Substitute the "L" suffix with a "N" within the pattern number to designate a non-locking unit, example (AT3SLH6424BBFN)

"M" drawers consisting of a box drawer body with a file drawer head are available by substituting any two "B" or any one "F" character within the pattern number, example (AT3SLH6424MFN). Multiple "M" drawers may be specified providing they equal the total modules available.

A 6" drawer, behind a cupboard door is available by adding the numeral 1 to the end of the pattern number, example (AT3SLH6424BBFL1)

Single door towers: Include (2) locks. Double door towers: Include (2) locks. Wardrobe towers: Include (3) locks. 15" wide Side Access Bookcase and Display towers: Include (1) lock. 24" wide Side Access Bookcase and Display towers: Include (2) locks

**Note:** 6" drawer behind doors are not available within the wardrobe portion of towers. Drawers behind doors can be specified with fronts painted in one of 6 accent colors. If an accent color is not selected the fronts will be painted black. Accent colors include, (MEY) Memo Yellow, (MRG) Marine Grey, (SFG) Seafoam Green, (REG) Robbins Egg Blue, (SSP) Sunset Pink and (KRD) Knoll Red.

**Note: Drawer behind door list pricing is as follows: 1=\$250**

#### Application Notes

Hanging rails and other accessories are not included and must be ordered separately. Hanging rails are included with 24" and 30" wide lateral drawers only. (See Tower Accessories for pricing and order entry information)

Half depth adjustable shelves and coat hooks may be ordered separately allowing the cupboard area of the 15", 24" and 30" wide towers to support binders as well as shorter coats. (See Tower Accessories for pricing and order entry information)

#### Critical Dimensions

Dimensions under, **w**, **d** and **h** are actual to the nearest 1/16"

50", 57" and 64" Tower Internal Dimensions

- Box and M drawer height: 4 3/16"
- Box and M drawer width: 12 1/16"
- Box and M drawer depth: 18 3/8"
- File drawer height: 9 1/4"
- File drawer width: 12 1/16"
- File drawer depth: 18 3/8"
- Wide drawer height: 9 7/16"
- Wide drawer width: 20 3/4"
- Wide drawer depth: 22 7/8"

**Note:** All towers are configured from the top down with standard combinations of box and file drawers.

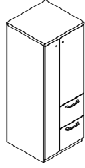
# Storage Towers Currents Front

## 24" Wide Storage Towers

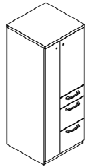
### 64" High

Series 2 Storage

description	type	w	d	h	lock	pattern no.	P1	P2	P3
64" High tower with two file drawers and door and wardrobe (left hand shown)	left hand	23 <sup>7</sup> / <sub>8</sub> "	23 <sup>1</sup> / <sub>2</sub> "	63 <sup>5</sup> / <sub>16</sub> "	Y	<b>AT3WSLH6424FFL</b>	\$2,209.	\$2,320.	\$2,435.
	right hand	23 <sup>7</sup> / <sub>8</sub> "	23 <sup>1</sup> / <sub>2</sub> "	63 <sup>5</sup> / <sub>16</sub> "	Y	<b>AT3WSRH6424FFL</b>	2,209.	2,320.	2,435.



64" High tower with one box and two file drawers and door and wardrobe (left hand shown)	left hand	23 <sup>7</sup> / <sub>8</sub> "	23 <sup>1</sup> / <sub>2</sub> "	63 <sup>5</sup> / <sub>16</sub> "	Y	<b>AT3WSLH6424BFLL</b>	2,632.	2,765.	2,902.
	right hand	23 <sup>7</sup> / <sub>8</sub> "	23 <sup>1</sup> / <sub>2</sub> "	63 <sup>5</sup> / <sub>16</sub> "	Y	<b>AT3WSRH6424BFLL</b>	2,632.	2,765.	2,902.



#### Order Code

Example:	<b>AT3SBLH5724BBFL-NJ</b>
<b>AT3</b>	Series 2 Steel Front
<b>SB</b>	Side Access Bookcase
<b>LH</b>	Left Hand Access
<b>57</b>	57" High
<b>24</b>	24" Wide
<b>B</b>	Box Drawer
<b>B</b>	Box Drawer
<b>F</b>	File Drawer
<b>L</b>	Locking
<b>NJ</b>	Medium Grey paint finish

#### Specification Information

For non-locking towers, deduct \$60 from the list price for single and double door units or \$75 list for units with wardrobe. Substitute the "L" suffix with a "N" within the pattern number to designate a non-locking unit, example (AT3SLH6424BBFN)

"M" drawers consisting of a box drawer body with a file drawer head are available by substituting any two "B" or any one "F" character within the pattern number, example (AT3SLH6424MFN). Multiple "M" drawers may be specified providing they equal the total modules available.

A 6" drawer, behind a cupboard door is available by adding the numeral 1 to the end of the pattern number, example (AT3SLH6424BBFL1)

Single door towers: Include (2) locks. Double door towers: Include (2) locks. Wardrobe towers: Include (3) locks. 15" wide Side Access Bookcase and Display towers: Include (1) lock. 24" wide Side Access Bookcase and Display towers: Include (2) locks

**Note:** 6" drawer behind doors are not available within the wardrobe portion of towers. Drawers behind doors can be specified with fronts painted in one of 6 accent colors. If an accent color is not selected the fronts will be painted black. Accent colors include, (MEY) Memo Yellow, (MRG) Marine Grey, (SFG) Seafoam Green, (REG) Robbins Egg Blue, (SSP) Sunset Pink and (KRD) Knoll Red.

**Note: Drawer behind door list pricing is as follows: 1=\$250**

#### Application Notes

Hanging rails and other accessories are not included and must be ordered separately. Hanging rails are included with 24" and 30" wide lateral drawers only. (See *Tower Accessories for pricing and order entry information*)

Half depth adjustable shelves and coat hooks may be ordered separately allowing the cupboard area of the 15", 24" and 30" wide towers to support binders as well as shorter coats. (See *Tower Accessories for pricing and order entry information*)

#### Critical Dimensions

Dimensions under, **w**, **d** and **h** are actual to the nearest <sup>1</sup>/<sub>16</sub>"

50", 57" and 64" Tower Internal Dimensions

- Box and M drawer height: 4<sup>3</sup>/<sub>16</sub>"
- Box and M drawer width: 12<sup>1</sup>/<sub>16</sub>"
- Box and M drawer depth: 18<sup>3</sup>/<sub>8</sub>"
- File drawer height: 9<sup>1</sup>/<sub>4</sub>"
- File drawer width: 12<sup>1</sup>/<sub>16</sub>"
- File drawer depth: 18<sup>3</sup>/<sub>8</sub>"
- Wide drawer height: 9<sup>7</sup>/<sub>16</sub>"
- Wide drawer width: 20<sup>3</sup>/<sub>4</sub>"
- Wide drawer depth: 22<sup>7</sup>/<sub>8</sub>"

**Note:** All towers are configured from the top down with standard combinations of box and file drawers.

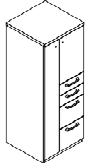


# Storage Towers Currents Front

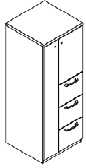
## 24" Wide Storage Towers

### 64" High

description	type	w	d	h	lock	pattern no.	P1	P2	P3
64" High tower with two box and two file drawers and door and wardrobe (left hand shown)	left hand	23 7/8"	23 1/2"	63 5/16"	Y	AT3WSLH6424BBFFL	\$2,843.	\$2,985.	\$3,135.
	right hand	23 7/8"	23 1/2"	63 5/16"	Y	AT3WSRH6424BBFFL	2,843.	2,985.	3,135.



64" High tower with three file drawers and door and wardrobe (left hand shown)	left hand	23 7/8"	23 1/2"	63 5/16"	Y	AT3WSLH6424FFFL	2,619.	2,749.	2,887.
	right hand	23 7/8"	23 1/2"	63 5/16"	Y	AT3WSRH6424FFFL	2,619.	2,749.	2,887.



Order Code	Specification Information
Example: <b>AT3SBLH5724BBFL-NJ</b>	
<b>AT3</b> Series 2 Steel Front	
<b>SB</b> Side Access Bookcase	
<b>LH</b> Left Hand Access	
<b>57</b> 57" High	
<b>24</b> 24" Wide	
<b>B</b> Box Drawer	
<b>B</b> Box Drawer	
<b>F</b> File Drawer	
<b>L</b> Locking	
<b>NJ</b> Medium Grey paint finish	

#### Specification Information

For non-locking towers, deduct \$60 from the list price for single and double door units or \$75 list for units with wardrobe. Substitute the "L" suffix with a "N" within the pattern number to designate a non-locking unit, example (AT3SLH6424BBFN)

"M" drawers consisting of a box drawer body with a file drawer head are available by substituting any two "B" or any one "F" character within the pattern number, example (AT3SLH6424MFN). Multiple "M" drawers may be specified providing they equal the total modules available.

A 6" drawer, behind a cupboard door is available by adding the numeral 1 to the end of the pattern number, example (AT3SLH6424BBFL1)

Single door towers: Include (2) locks. Double door towers: Include (2) locks. Wardrobe towers: Include (3) locks. 15" wide Side Access Bookcase and Display towers: Include (1) lock. 24" wide Side Access Bookcase and Display towers: Include (2) locks

**Note:** 6" drawer behind doors are not available within the wardrobe portion of towers. Drawers behind doors can be specified with fronts painted in one of 6 accent colors. If an accent color is not selected the fronts will be painted black. Accent colors include, (MEY) Memo Yellow, (MRG) Marine Grey, (SFG) Seafoam Green, (REG) Robbins Egg Blue, (SSP) Sunset Pink and (KRD) Knoll Red.

**Note: Drawer behind door list pricing is as follows: 1=\$250**

#### Application Notes

Hanging rails and other accessories are not included and must be ordered separately. Hanging rails are included with 24" and 30" wide lateral drawers only. (See Tower Accessories for pricing and order entry information)

Half depth adjustable shelves and coat hooks may be ordered separately allowing the cupboard area of the 15", 24" and 30" wide towers to support binders as well as shorter coats. (See Tower Accessories for pricing and order entry information)

#### Critical Dimensions

Dimensions under, **w**, **d** and **h** are actual to the nearest 1/16"

50", 57" and 64" Tower Internal Dimensions

- Box and M drawer height: 4 5/16"
- Box and M drawer width: 12 1/16"
- Box and M drawer depth: 18 3/8"
- File drawer height: 9 1/4"
- File drawer width: 12 1/16"
- File drawer depth: 18 3/8"
- Wide drawer height: 9 7/16"
- Wide drawer width: 20 3/4"
- Wide drawer depth: 22 7/8"

**Note:** All towers are configured from the top down with standard combinations of box and file drawers.

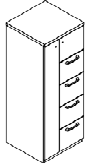
# Storage Towers Currents Front

## 24" Wide Storage Towers

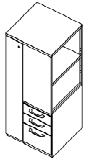
### 64" High

Series 2 Storage

description	type	w	d	h	lock	pattern no.	P1	P2	P3
64" High tower with four file drawers and door and wardrobe (left hand shown)	left hand	23 <sup>7</sup> / <sub>8</sub> "	23 <sup>1</sup> / <sub>2</sub> "	63 <sup>5</sup> / <sub>16</sub> "	Y	<b>AT3WSLH6424FFFL</b>	\$2,881.	\$3,027.	\$3,175.
	right hand	23 <sup>7</sup> / <sub>8</sub> "	23 <sup>1</sup> / <sub>2</sub> "	63 <sup>5</sup> / <sub>16</sub> "	Y	<b>AT3WSRH6424FFFL</b>	2,881.	3,027.	3,175.



64" High Side Access Bookcase with two box and one file drawer with wardrobe (left hand shown)	left hand	23 <sup>7</sup> / <sub>8</sub> "	23 <sup>1</sup> / <sub>2</sub> "	63 <sup>5</sup> / <sub>16</sub> "	Y	<b>AT3WSBLH6424BBFL</b>	2,756.	2,892.	3,039.
	right hand	23 <sup>7</sup> / <sub>8</sub> "	23 <sup>1</sup> / <sub>2</sub> "	63 <sup>5</sup> / <sub>16</sub> "	Y	<b>AT3WSBRH6424BBFL</b>	2,756.	2,892.	3,039.



#### Order Code

Example:	<b>AT3SBLH5724BBFL-NJ</b>
<b>AT3</b>	Series 2 Steel Front
<b>SB</b>	Side Access Bookcase
<b>LH</b>	Left Hand Access
<b>57</b>	57" High
<b>24</b>	24" Wide
<b>B</b>	Box Drawer
<b>B</b>	Box Drawer
<b>F</b>	File Drawer
<b>L</b>	Locking
<b>NJ</b>	Medium Grey paint finish

#### Specification Information

For non-locking towers, deduct \$60 from the list price for single and double door units or \$75 list for units with wardrobe. Substitute the "L" suffix with a "N" within the pattern number to designate a non-locking unit, example (AT3SLH6424BBFN)

"M" drawers consisting of a box drawer body with a file drawer head are available by substituting any two "B" or any one "F" character within the pattern number, example (AT3SLH6424MFN). Multiple "M" drawers may be specified providing they equal the total modules available.

A 6" drawer, behind a cupboard door is available by adding the numeral 1 to the end of the pattern number, example (AT3SLH6424BBFL1)

Single door towers: Include (2) locks. Double door towers: Include (2) locks. Wardrobe towers: Include (3) locks. 15" wide Side Access Bookcase and Display towers: Include (1) lock. 24" wide Side Access Bookcase and Display towers: Include (2) locks

**Note:** 6" drawer behind doors are not available within the wardrobe portion of towers. Drawers behind doors can be specified with fronts painted in one of 6 accent colors. If an accent color is not selected the fronts will be painted black. Accent colors include, (MEY) Memo Yellow, (MRG) Marine Grey, (SFG) Seafoam Green, (REG) Robbins Egg Blue, (SSP) Sunset Pink and (KRD) Knoll Red.

**Note: Drawer behind door list pricing is as follows: 1=\$250**

#### Application Notes

Hanging rails and other accessories are not included and must be ordered separately. Hanging rails are included with 24" and 30" wide lateral drawers only. (See *Tower Accessories for pricing and order entry information*)

Half depth adjustable shelves and coat hooks may be ordered separately allowing the cupboard area of the 15", 24" and 30" wide towers to support binders as well as shorter coats. (See *Tower Accessories for pricing and order entry information*)

#### Critical Dimensions

Dimensions under, **w**, **d** and **h** are actual to the nearest <sup>1</sup>/<sub>16</sub>"

50", 57" and 64" Tower Internal Dimensions

- Box and M drawer height: 4<sup>3</sup>/<sub>16</sub>"
- Box and M drawer width: 12<sup>1</sup>/<sub>16</sub>"
- Box and M drawer depth: 18<sup>3</sup>/<sub>8</sub>"
- File drawer height: 9<sup>1</sup>/<sub>4</sub>"
- File drawer width: 12<sup>1</sup>/<sub>16</sub>"
- File drawer depth: 18<sup>3</sup>/<sub>8</sub>"
- Wide drawer height: 9<sup>7</sup>/<sub>16</sub>"
- Wide drawer width: 20<sup>3</sup>/<sub>4</sub>"
- Wide drawer depth: 22<sup>7</sup>/<sub>8</sub>"

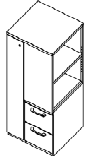
**Note:** All towers are configured from the top down with standard combinations of box and file drawers.

# Storage Towers Currents Front

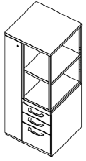
## 24" Wide Storage Towers

### 64" High

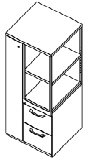
description	type	w	d	h	lock	pattern no.	P1	P2	P3
64" High Side Access Bookcase with two file drawers with wardrobe (left hand shown)	left hand	23 7/8"	23 1/2"	63 5/16"	Y	<b>AT3WSBLH6424FFL</b>	\$2,663.	\$2,795.	\$2,934.
	right hand	23 7/8"	23 1/2"	63 5/16"	Y	<b>AT3WSBRH6424FFL</b>	2,663.	2,795.	2,934.



64" High Display tower with two box and one file drawer and wardrobe (left hand shown)	left hand	23 7/8"	23 1/2"	63 5/16"	Y	<b>AT3WBDLH6424BBFL</b>	2,783.	2,923.	3,068.
	right hand	23 7/8"	23 1/2"	63 5/16"	Y	<b>AT3WBDRH6424BBFL</b>	2,783.	2,923.	3,068.



64" High Display tower with two file drawers and wardrobe (left hand shown)	left hand	23 7/8"	23 1/2"	63 5/16"	Y	<b>AT3WBDLH6424FFL</b>	2,686.	2,823.	2,961.
	right hand	23 7/8"	23 1/2"	63 5/16"	Y	<b>AT3WBDRH6424FFL</b>	2,686.	2,823.	2,961.



Order Code	Specification Information
Example: <b>AT3SBLH5724BBFL-NJ</b>	
<b>AT3</b> Series 2 Steel Front	
<b>SB</b> Side Access Bookcase	
<b>LH</b> Left Hand Access	
<b>57</b> 57" High	
<b>24</b> 24" Wide	
<b>B</b> Box Drawer	
<b>B</b> Box Drawer	
<b>F</b> File Drawer	
<b>L</b> Locking	
<b>NJ</b> Medium Grey paint finish	

#### Specification Information

For non-locking towers, deduct \$60 from the list price for single and double door units or \$75 list for units with wardrobe. Substitute the "L" suffix with a "N" within the pattern number to designate a non-locking unit, example (AT3SLH6424BBFN)

"M" drawers consisting of a box drawer body with a file drawer head are available by substituting any two "B" or any one "F" character within the pattern number, example (AT3SLH6424MFN). Multiple "M" drawers may be specified providing they equal the total modules available.

A 6" drawer, behind a cupboard door is available by adding the numeral 1 to the end of the pattern number, example (AT3SLH6424BBFL1)

Single door towers: Include (2) locks. Double door towers: Include (2) locks. Wardrobe towers: Include (3) locks. 15" wide Side Access Bookcase and Display towers: Include (1) lock. 24" wide Side Access Bookcase and Display towers: Include (2) locks

**Note:** 6" drawer behind doors are not available within the wardrobe portion of towers. Drawers behind doors can be specified with fronts painted in one of 6 accent colors. If an accent color is not selected the fronts will be painted black. Accent colors include, (MEY) Memo Yellow, (MRG) Marine Grey, (SFG) Seafoam Green, (REG) Robbins Egg Blue, (SSP) Sunset Pink and (KRD) Knoll Red.

**Note: Drawer behind door list pricing is as follows: 1=\$250**

#### Application Notes

Hanging rails and other accessories are not included and must be ordered separately. Hanging rails are included with 24" and 30" wide lateral drawers only. (See Tower Accessories for pricing and order entry information)

Half depth adjustable shelves and coat hooks may be ordered separately allowing the cupboard area of the 15", 24" and 30" wide towers to support binders as well as shorter coats. (See Tower Accessories for pricing and order entry information)

#### Critical Dimensions

Dimensions under, **w**, **d** and **h** are actual to the nearest 1/16"

50", 57" and 64" Tower Internal Dimensions

- Box and M drawer height: 4 5/16"
- Box and M drawer width: 12 1/16"
- Box and M drawer depth: 18 3/8"
- File drawer height: 9 1/4"
- File drawer width: 12 1/16"
- File drawer depth: 18 3/8"
- Wide drawer height: 9 7/16"
- Wide drawer width: 20 3/4"
- Wide drawer depth: 22 7/8"

**Note:** All towers are configured from the top down with standard combinations of box and file drawers.

# Storage Towers Currents Front

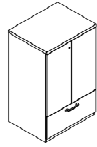
## 30" Wide Storage Towers

### 50" High

Series 2 Storage

description	type	w	d	h	lock	pattern no.	P1	P2	P3
-------------	------	---	---	---	------	-------------	----	----	----

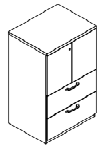
50" High Double Door tower with one wide drawer



		29 <sup>7</sup> / <sub>8</sub> "	23 <sup>1</sup> / <sub>2</sub> "	48 <sup>5</sup> / <sub>16</sub> "	Y	<b>AT3D5030WL</b>	\$2,511.	\$2,637.	\$2,769.
--	--	----------------------------------	----------------------------------	-----------------------------------	---	-------------------	----------	----------	----------

24" and 30" wide double door cabinets may be ordered with a grommet option located in the back of the case by adding a "G" between the 4th and 5th character of the pattern number, example (AT3DG6424WL). Add \$100 for this option. **Note:** By adding a "G" option, the cabinet will also receive AV hinged doors.

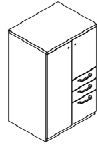
50" High Double Door tower with two wide drawers



		29 <sup>7</sup> / <sub>8</sub> "	23 <sup>1</sup> / <sub>2</sub> "	48 <sup>5</sup> / <sub>16</sub> "	Y	<b>AT3D5030WWL</b>	3,006.	3,156.	3,312.
--	--	----------------------------------	----------------------------------	-----------------------------------	---	--------------------	--------	--------	--------

24" and 30" wide double door cabinets may be ordered with a grommet option located in the back of the case by adding a "G" between the 4th and 5th character of the pattern number, example (AT3DG6424WL). Add \$100 for this option. **Note:** By adding a "G" option, the cabinet will also receive AV hinged doors.

50" High tower with two box and one file drawer and door and wardrobe (left hand shown)



left hand	29 <sup>7</sup> / <sub>8</sub> "	23 <sup>1</sup> / <sub>2</sub> "	48 <sup>5</sup> / <sub>16</sub> "	Y	<b>AT3WSLH5030BBFL</b>	2,499.	2,623.	2,754.
right hand	29 <sup>7</sup> / <sub>8</sub> "	23 <sup>1</sup> / <sub>2</sub> "	48 <sup>5</sup> / <sub>16</sub> "	Y	<b>AT3WSRH5030BBFL</b>	2,499.	2,623.	2,754.

#### Order Code

Example:	<b>AT3WSLH5730BBFL-NJ</b>
<b>AT3</b>	Series 2 Currents Front
<b>WS</b>	Wardrobe and Single Door
<b>LH</b>	Left Hand Access
<b>57</b>	57" High
<b>30</b>	30" Wide
<b>B</b>	Box Drawer
<b>B</b>	Box Drawer
<b>F</b>	File Drawer
<b>L</b>	Locking
<b>NJ</b>	Medium Grey paint finish

#### Specification Information

For non-locking towers, deduct \$60 from the list price for single and double door units or \$75 list for units with wardrobe. Substitute the "L" suffix with a "N" within the pattern number to designate a non-locking unit, example (AT3WSLH5030BBFN)

"M" drawers consisting of a box drawer body with a file drawer head are available by substituting any two "B" or any one "F" character within the pattern number, example (AT3WSLH5030MFN). Multiple "M" drawers may be specified providing they equal the total modules available.

A 6" drawer, behind a cupboard door is available by adding the numeral 1 to the end of the pattern number, example (AT3WSLH5030BBFL1)

Single door towers: Include (2) locks. Double door towers: Include (2) locks. Wardrobe towers: Include (3) locks. 15" wide Side Access Bookcase and Display towers: Include (1) lock. 24" wide Side Access Bookcase and Display towers: Include (2) locks

**Note:** 6" drawer behind doors are not available within the wardrobe portion of towers. Drawers behind doors can be specified with fronts painted in one of 6 accent colors. If an accent color is not selected the fronts will be painted black. Accent colors include, (MEY) Memo Yellow, (MRG) Marine Grey, (SFG) Seafoam Green, (REG) Robbins Egg Blue, (SSP) Sunset Pink and (KRD) Knoll Red.

**Note: Drawer behind door list pricing is as follows: 1=\$250**

#### Application Notes

Hanging rails and other accessories are not included and must be ordered separately. Hanging rails are included with 24" and 30" wide lateral drawers only. (See *Tower Accessories for pricing and order entry information*)

Half depth adjustable shelves and coat hooks may be ordered separately allowing the cupboard area of the 15", 24" and 30" wide towers to support binders as well as shorter coats. (See *Tower Accessories for pricing and order entry information*)

#### Critical Dimensions

Dimensions under, **w**, **d** and **h** are actual to the nearest 1/16"

50", 57" and 64" Tower Internal Dimensions

- Box and M drawer height: 4<sup>7</sup>/<sub>16</sub>"
- Box and M drawer width: 12<sup>1</sup>/<sub>16</sub>"
- Box and M drawer depth: 18<sup>3</sup>/<sub>8</sub>"
- File drawer height: 9<sup>1</sup>/<sub>4</sub>"
- File drawer width: 12<sup>1</sup>/<sub>16</sub>"
- File drawer depth: 18<sup>3</sup>/<sub>8</sub>"
- Wide drawer height: 9<sup>7</sup>/<sub>16</sub>"
- Wide drawer width: 20<sup>3</sup>/<sub>4</sub>"
- Wide drawer depth: 22<sup>7</sup>/<sub>8</sub>"

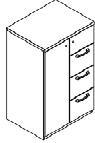
**Note:** All towers are configured from the top down with standard combinations of box and file drawers.

# Storage Towers Currents Front

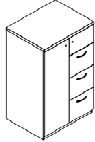
## 30" Wide Storage Towers

### 50" High

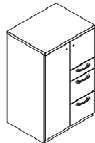
description	type	w	d	h	lock	pattern no.	P1	P2	P3
50" High tower with two file drawers and door and wardrobe (left hand shown)	left hand	29 <sup>7</sup> / <sub>8</sub> "	23 <sup>1</sup> / <sub>2</sub> "	48 <sup>5</sup> / <sub>16</sub> "	Y	<b>AT3WSLH5030FFFL</b>	\$2,310.	\$2,428.	\$2,544.
	right hand	29 <sup>7</sup> / <sub>8</sub> "	23 <sup>1</sup> / <sub>2</sub> "	48 <sup>5</sup> / <sub>16</sub> "	Y	<b>AT3WSRH5030FFFL</b>	2,310.	2,428.	2,544.



50" High tower with three file drawers and door and wardrobe (left hand shown)	left hand	29 <sup>7</sup> / <sub>8</sub> "	23 <sup>1</sup> / <sub>2</sub> "	48 <sup>5</sup> / <sub>16</sub> "	Y	<b>AT3WSLH5030FFFL</b>	2,541.	2,669.	2,802.
	right hand	29 <sup>7</sup> / <sub>8</sub> "	23 <sup>1</sup> / <sub>2</sub> "	48 <sup>5</sup> / <sub>16</sub> "	Y	<b>AT3WSRH5030FFFL</b>	2,541.	2,669.	2,802.



50" High tower with one box and two file drawers and door and wardrobe (left hand shown)	left hand	29 <sup>7</sup> / <sub>8</sub> "	23 <sup>1</sup> / <sub>2</sub> "	48 <sup>5</sup> / <sub>16</sub> "	Y	<b>AT3WSLH5030BFFL</b>	2,521.	2,645.	2,780.
	right hand	29 <sup>7</sup> / <sub>8</sub> "	23 <sup>1</sup> / <sub>2</sub> "	48 <sup>5</sup> / <sub>16</sub> "	Y	<b>AT3WSRH5030BFFL</b>	2,521.	2,645.	2,780.



Order Code	Specification Information
Example: <b>AT3WSLH5730BBFL-NJ</b>	
<b>AT3</b>	Series 2 Currents Front
<b>WS</b>	Wardrobe and Single Door
<b>LH</b>	Left Hand Access
<b>57</b>	57" High
<b>30</b>	30" Wide
<b>B</b>	Box Drawer
<b>B</b>	Box Drawer
<b>F</b>	File Drawer
<b>L</b>	Locking
<b>NJ</b>	Medium Grey paint finish

#### Specification Information

For non-locking towers, deduct \$60 from the list price for single and double door units or \$75 list for units with wardrobe. Substitute the "L" suffix with a "N" within the pattern number to designate a non-locking unit, example (AT3WSLH5030BBFN)

"M" drawers consisting of a box drawer body with a file drawer head are available by substituting any two "B" or any one "F" character within the pattern number, example (AT3WSLH5030MFN). Multiple "M" drawers may be specified providing they equal the total modules available.

A 6" drawer, behind a cupboard door is available by adding the numeral 1 to the end of the pattern number, example (AT3WSLH5030BBFL1)

Single door towers: Include (2) locks. Double door towers: Include (2) locks. Wardrobe towers: Include (3) locks. 15" wide Side Access Bookcase and Display towers: Include (1) lock. 24" wide Side Access Bookcase and Display towers: Include (2) locks

**Note:** 6" drawer behind doors are not available within the wardrobe portion of towers. Drawers behind doors can be specified with fronts painted in one of 6 accent colors. If an accent color is not selected the fronts will be painted black. Accent colors include, (MEY) Memo Yellow, (MRG) Marine Grey, (SFG) Seafoam Green, (REG) Robbins Egg Blue, (SSP) Sunset Pink and (KRD) Knoll Red.

**Note: Drawer behind door list pricing is as follows: 1=\$250**

#### Application Notes

Hanging rails and other accessories are not included and must be ordered separately. Hanging rails are included with 24" and 30" wide lateral drawers only. (See Tower Accessories for pricing and order entry information)

Half depth adjustable shelves and coat hooks may be ordered separately allowing the cupboard area of the 15", 24" and 30" wide towers to support binders as well as shorter coats. (See Tower Accessories for pricing and order entry information)

#### Critical Dimensions

Dimensions under, **w**, **d** and **h** are actual to the nearest 1/16"

50", 57" and 64" Tower Internal Dimensions

- Box and M drawer height: 4<sup>7</sup>/<sub>16</sub>"
- Box and M drawer width: 12<sup>1</sup>/<sub>16</sub>"
- Box and M drawer depth: 18<sup>3</sup>/<sub>8</sub>"
- File drawer height: 9<sup>1</sup>/<sub>4</sub>"
- File drawer width: 12<sup>1</sup>/<sub>16</sub>"
- File drawer depth: 18<sup>3</sup>/<sub>8</sub>"
- Wide drawer height: 9<sup>7</sup>/<sub>16</sub>"
- Wide drawer width: 20<sup>3</sup>/<sub>4</sub>"
- Wide drawer depth: 22<sup>7</sup>/<sub>8</sub>"

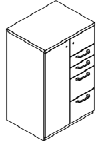
**Note:** All towers are configured from the top down with standard combinations of box and file drawers.

# Storage Towers Currents Front

## 30" Wide Storage Towers

### 50" High

description	type	w	d	h	lock	pattern no.	P1	P2	P3
50" High tower with two box and two file drawers and door and wardrobe (left hand shown)	left hand	29 <sup>7</sup> / <sub>8</sub> "	23 <sup>1</sup> / <sub>2</sub> "	48 <sup>3</sup> / <sub>16</sub> "	Y	AT3WSLH5030BBFFL	\$2,768.	\$2,907.	\$3,052.
	right hand	29 <sup>7</sup> / <sub>8</sub> "	23 <sup>1</sup> / <sub>2</sub> "	48 <sup>3</sup> / <sub>16</sub> "	Y	AT3WSRH5030BBFFL	2,768.	2,907.	3,052.



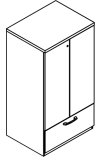
Order Code	Specification Information	Critical Dimensions																				
<p>Example: <b>AT3WSLH5730BBFL-NJ</b></p> <table border="1"> <tr> <td><b>AT3</b></td> <td>Series 2 Currents Front</td> </tr> <tr> <td><b>WS</b></td> <td>Wardrobe and Single Door</td> </tr> <tr> <td><b>LH</b></td> <td>Left Hand Access</td> </tr> <tr> <td><b>57</b></td> <td>57" High</td> </tr> <tr> <td><b>30</b></td> <td>30" Wide</td> </tr> <tr> <td><b>B</b></td> <td>Box Drawer</td> </tr> <tr> <td><b>B</b></td> <td>Box Drawer</td> </tr> <tr> <td><b>F</b></td> <td>File Drawer</td> </tr> <tr> <td><b>L</b></td> <td>Locking</td> </tr> <tr> <td><b>NJ</b></td> <td>Medium Grey paint finish</td> </tr> </table>	<b>AT3</b>	Series 2 Currents Front	<b>WS</b>	Wardrobe and Single Door	<b>LH</b>	Left Hand Access	<b>57</b>	57" High	<b>30</b>	30" Wide	<b>B</b>	Box Drawer	<b>B</b>	Box Drawer	<b>F</b>	File Drawer	<b>L</b>	Locking	<b>NJ</b>	Medium Grey paint finish	<p>For non-locking towers, deduct \$60 from the list price for single and double door units or \$75 list for units with wardrobe. Substitute the "L" suffix with a "N" within the pattern number to designate a non-locking unit, example (AT3WSLH5030BBFN)</p> <p>"M" drawers consisting of a box drawer body with a file drawer head are available by substituting any two "B" or any one "F" character within the pattern number, example (AT3WSLH5030MFN). Multiple "M" drawers may be specified providing they equal the total modules available.</p> <p>A 6" drawer, behind a cupboard door is available by adding the numeral 1 to the end of the pattern number, example (AT3WSLH5030BBFL1)</p> <p>Single door towers: Include (2) locks. Double door towers: Include (2) locks. Wardrobe towers: Include (3) locks. 15" wide Side Access Bookcase and Display towers: Include (1) lock. 24" wide Side Access Bookcase and Display towers: Include (2) locks</p>	<p>Dimensions under, <b>w</b>, <b>d</b> and <b>h</b> are actual to the nearest 1/16"</p> <p>50", 57" and 64" Tower Internal Dimensions</p> <ul style="list-style-type: none"> <li>• Box and M drawer height: 4<sup>3</sup>/<sub>16</sub>"</li> <li>• Box and M drawer width: 12<sup>1</sup>/<sub>16</sub>"</li> <li>• Box and M drawer depth: 18<sup>3</sup>/<sub>8</sub>"</li> <li>• File drawer height: 9<sup>1</sup>/<sub>4</sub>"</li> <li>• File drawer width: 12<sup>1</sup>/<sub>16</sub>"</li> <li>• File drawer depth: 18<sup>3</sup>/<sub>8</sub>"</li> <li>• Wide drawer height: 9<sup>7</sup>/<sub>16</sub>"</li> <li>• Wide drawer width: 20<sup>3</sup>/<sub>4</sub>"</li> <li>• Wide drawer depth: 22<sup>7</sup>/<sub>8</sub>"</li> </ul> <p><b>Note:</b> All towers are configured from the top down with standard combinations of box and file drawers.</p>
<b>AT3</b>	Series 2 Currents Front																					
<b>WS</b>	Wardrobe and Single Door																					
<b>LH</b>	Left Hand Access																					
<b>57</b>	57" High																					
<b>30</b>	30" Wide																					
<b>B</b>	Box Drawer																					
<b>B</b>	Box Drawer																					
<b>F</b>	File Drawer																					
<b>L</b>	Locking																					
<b>NJ</b>	Medium Grey paint finish																					
	<p><b>Note:</b> 6" drawer behind doors are not available within the wardrobe portion of towers. Drawers behind doors can be specified with fronts painted in one of 6 accent colors. If an accent color is not selected the fronts will be painted black. Accent colors include, (<b>MEY</b>) Memo Yellow, (<b>MRG</b>) Marine Grey, (<b>SFG</b>) Seafoam Green, (<b>REG</b>) Robbins Egg Blue, (<b>SSP</b>) Sunset Pink and (<b>KRD</b>) Knoll Red.</p> <p><b>Note: Drawer behind door list pricing is as follows: 1=\$250</b></p>																					
	<p><b>Application Notes</b></p> <p>Hanging rails and other accessories are not included and must be ordered separately. Hanging rails are included with 24" and 30" wide lateral drawers only. (See <i>Tower Accessories for pricing and order entry information</i>)</p> <p>Half depth adjustable shelves and coat hooks may be ordered separately allowing the cupboard area of the 15", 24" and 30" wide towers to support binders as well as shorter coats. (See <i>Tower Accessories for pricing and order entry information</i>)</p>																					

# Storage Towers Currents Front

## 30" Wide Storage Towers

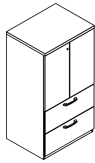
### 57" High

description	type	w	d	h	lock	pattern no.	P1	P2	P3
57" High Double Door tower with one wide drawer		29 <sup>7</sup> / <sub>8</sub> "	23 <sup>1</sup> / <sub>2</sub> "	56 <sup>3</sup> / <sub>16</sub> "	Y	<b>AT3D5730WL</b>	\$2,576.	\$2,962.	\$3,090.



24" and 30" wide double door cabinets may be ordered with a grommet option located in the back of the case by adding a "G" between the 4th and 5th character of the pattern number, example (AT3D**G**6424WL). Add \$100 for this option. **Note:** By adding a "G" option, the cabinet will also receive AV hinged doors.

57" High Double Door tower with two wide drawers		29 <sup>7</sup> / <sub>8</sub> "	23 <sup>1</sup> / <sub>2</sub> "	56 <sup>3</sup> / <sub>16</sub> "	Y	<b>AT3D5730WWL</b>	3,137.	3,607.	3,764.
--	--	----------------------------------	----------------------------------	-----------------------------------	---	--------------------	--------	--------	--------



24" and 30" wide double door cabinets may be ordered with a grommet option located in the back of the case by adding a "G" between the 4th and 5th character of the pattern number, example (AT3D**G**6424WL). Add \$100 for this option. **Note:** By adding a "G" option, the cabinet will also receive AV hinged doors.

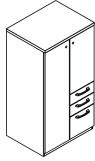
Order Code	Specification Information	Critical Dimensions
Example: <b>AT3WSLH5730BBFL-NJ</b>	For non-locking towers, deduct \$60 from the list price for single and double door units or \$75 list for units with wardrobe. Substitute the "L" suffix with a "N" within the pattern number to designate a non-locking unit, example (AT3WSLH5030BBFN)	Dimensions under, <b>w</b> , <b>d</b> and <b>h</b> are actual to the nearest 1/16"
<b>AT3</b> Series 2 Currents Front		50", 57" and 64" Tower Internal Dimensions
<b>WS</b> Wardrobe and Single Door	"M" drawers consisting of a box drawer body with a file drawer head are available by substituting any two "B" or any one "F" character within the pattern number, example (AT3WSLH5030MFN). Multiple "M" drawers may be specified providing they equal the total modules available.	<ul style="list-style-type: none"> <li>Box and M drawer height: 4<sup>7</sup>/<sub>16</sub>"</li> <li>Box and M drawer width: 12<sup>1</sup>/<sub>16</sub>"</li> <li>Box and M drawer depth: 18<sup>3</sup>/<sub>8</sub>"</li> <li>File drawer height: 9<sup>1</sup>/<sub>4</sub>"</li> <li>File drawer width: 12<sup>1</sup>/<sub>16</sub>"</li> <li>File drawer depth: 18<sup>3</sup>/<sub>8</sub>"</li> <li>Wide drawer height: 9<sup>7</sup>/<sub>16</sub>"</li> <li>Wide drawer width: 20<sup>3</sup>/<sub>4</sub>"</li> <li>Wide drawer depth: 22<sup>7</sup>/<sub>8</sub>"</li> </ul>
<b>LH</b> Left Hand Access		<b>Note:</b> All towers are configured from the top down with standard combinations of box and file drawers.
<b>57</b> 57" High		
<b>30</b> 30" Wide		
<b>B</b> Box Drawer		
<b>B</b> Box Drawer		
<b>F</b> File Drawer		
<b>L</b> Locking		
<b>NJ</b> Medium Grey paint finish		
	A 6" drawer, behind a cupboard door is available by adding the numeral 1 to the end of the pattern number, example (AT3WSLH5030BBFL1)	
	Single door towers: Include (2) locks. Double door towers: Include (2) locks. Wardrobe towers: Include (3) locks. 15" wide Side Access Bookcase and Display towers: Include (1) lock. 24" wide Side Access Bookcase and Display towers: Include (2) locks	
	<b>Note:</b> 6" drawer behind doors are not available within the wardrobe portion of towers. Drawers behind doors can be specified with fronts painted in one of 6 accent colors. If an accent color is not selected the fronts will be painted black. Accent colors include, ( <b>MEY</b> ) Memo Yellow, ( <b>MRG</b> ) Marine Grey, ( <b>SFG</b> ) Seafoam Green, ( <b>REG</b> ) Robbins Egg Blue, ( <b>SSP</b> ) Sunset Pink and ( <b>KRD</b> ) Knoll Red.	
	<b>Note: Drawer behind door list pricing is as follows: 1=\$250</b>	
	<b>Application Notes</b>	
	Hanging rails and other accessories are not included and must be ordered separately. Hanging rails are included with 24" and 30" wide lateral drawers only. (See <i>Tower Accessories for pricing and order entry information</i> )	
	Half depth adjustable shelves and coat hooks may be ordered separately allowing the cupboard area of the 15", 24" and 30" wide towers to support binders as well as shorter coats. (See <i>Tower Accessories for pricing and order entry information</i> )	

# Storage Towers Currents Front

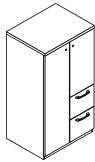
## 30" Wide Storage Towers

### 57" High

description	type	w	d	h	lock	pattern no.	P1	P2	P3
57" High tower with two box and one file drawer and door and wardrobe (left hand shown)	left hand	29 <sup>7</sup> / <sub>8</sub> "	23 <sup>1</sup> / <sub>2</sub> "	56 <sup>3</sup> / <sub>16</sub> "	Y	AT3WSLH5730BBFL	\$2,616.	\$3,007.	\$3,137.
	right hand	29 <sup>7</sup> / <sub>8</sub> "	23 <sup>1</sup> / <sub>2</sub> "	56 <sup>3</sup> / <sub>16</sub> "	Y	AT3WSRH5730BBFL	2,616.	3,007.	3,137.



57" High tower with two file drawers and door and wardrobe (left hand shown)	left hand	29 <sup>7</sup> / <sub>8</sub> "	23 <sup>1</sup> / <sub>2</sub> "	56 <sup>3</sup> / <sub>16</sub> "	Y	AT3WSLH5730FFL	2,431.	2,794.	2,914.
	right hand	29 <sup>7</sup> / <sub>8</sub> "	23 <sup>1</sup> / <sub>2</sub> "	56 <sup>3</sup> / <sub>16</sub> "	Y	AT3WSRH5730FFL	2,431.	2,794.	2,914.



Order Code	Specification Information	Critical Dimensions																				
<p>Example: <b>AT3WSLH5730BBFL-NJ</b></p> <table border="1"> <tr> <td><b>AT3</b></td> <td>Series 2 Currents Front</td> </tr> <tr> <td><b>WS</b></td> <td>Wardrobe and Single Door</td> </tr> <tr> <td><b>LH</b></td> <td>Left Hand Access</td> </tr> <tr> <td><b>57</b></td> <td>57" High</td> </tr> <tr> <td><b>30</b></td> <td>30" Wide</td> </tr> <tr> <td><b>B</b></td> <td>Box Drawer</td> </tr> <tr> <td><b>B</b></td> <td>Box Drawer</td> </tr> <tr> <td><b>F</b></td> <td>File Drawer</td> </tr> <tr> <td><b>L</b></td> <td>Locking</td> </tr> <tr> <td><b>NJ</b></td> <td>Medium Grey paint finish</td> </tr> </table>	<b>AT3</b>	Series 2 Currents Front	<b>WS</b>	Wardrobe and Single Door	<b>LH</b>	Left Hand Access	<b>57</b>	57" High	<b>30</b>	30" Wide	<b>B</b>	Box Drawer	<b>B</b>	Box Drawer	<b>F</b>	File Drawer	<b>L</b>	Locking	<b>NJ</b>	Medium Grey paint finish	<p>For non-locking towers, deduct \$60 from the list price for single and double door units or \$75 list for units with wardrobe. Substitute the "L" suffix with a "N" within the pattern number to designate a non-locking unit, example (AT3WSLH5030BBFN)</p> <p>"M" drawers consisting of a box drawer body with a file drawer head are available by substituting any two "B" or any one "F" character within the pattern number, example (AT3WSLH5030MFN). Multiple "M" drawers may be specified providing they equal the total modules available.</p> <p>A 6" drawer, behind a cupboard door is available by adding the numeral 1 to the end of the pattern number, example (AT3WSLH5030BBFL1)</p> <p>Single door towers: Include (2) locks. Double door towers: Include (2) locks. Wardrobe towers: Include (3) locks. 15" wide Side Access Bookcase and Display towers: Include (1) lock. 24" wide Side Access Bookcase and Display towers: Include (2) locks</p>	<p>Dimensions under, <b>w</b>, <b>d</b> and <b>h</b> are actual to the nearest 1/16"</p> <p>50", 57" and 64" Tower Internal Dimensions</p> <ul style="list-style-type: none"> <li>• Box and M drawer height: 4<sup>7</sup>/<sub>16</sub>"</li> <li>• Box and M drawer width: 12<sup>1</sup>/<sub>16</sub>"</li> <li>• Box and M drawer depth: 18<sup>3</sup>/<sub>8</sub>"</li> <li>• File drawer height: 9<sup>1</sup>/<sub>4</sub>"</li> <li>• File drawer width: 12<sup>1</sup>/<sub>16</sub>"</li> <li>• File drawer depth: 18<sup>3</sup>/<sub>8</sub>"</li> <li>• Wide drawer height: 9<sup>7</sup>/<sub>16</sub>"</li> <li>• Wide drawer width: 20<sup>3</sup>/<sub>4</sub>"</li> <li>• Wide drawer depth: 22<sup>7</sup>/<sub>8</sub>"</li> </ul> <p><b>Note:</b> All towers are configured from the top down with standard combinations of box and file drawers.</p>
<b>AT3</b>	Series 2 Currents Front																					
<b>WS</b>	Wardrobe and Single Door																					
<b>LH</b>	Left Hand Access																					
<b>57</b>	57" High																					
<b>30</b>	30" Wide																					
<b>B</b>	Box Drawer																					
<b>B</b>	Box Drawer																					
<b>F</b>	File Drawer																					
<b>L</b>	Locking																					
<b>NJ</b>	Medium Grey paint finish																					
	<p><b>Note:</b> 6" drawer behind doors are not available within the wardrobe portion of towers. Drawers behind doors can be specified with fronts painted in one of 6 accent colors. If an accent color is not selected the fronts will be painted black. Accent colors include, (<b>MEY</b>) Memo Yellow, (<b>MRG</b>) Marine Grey, (<b>SFG</b>) Seafoam Green, (<b>REG</b>) Robbins Egg Blue, (<b>SSP</b>) Sunset Pink and (<b>KRD</b>) Knoll Red.</p> <p><b>Note: Drawer behind door list pricing is as follows: 1=\$250</b></p>																					
	<p><b>Application Notes</b></p> <p>Hanging rails and other accessories are not included and must be ordered separately. Hanging rails are included with 24" and 30" wide lateral drawers only. (See <i>Tower Accessories for pricing and order entry information</i>)</p> <p>Half depth adjustable shelves and coat hooks may be ordered separately allowing the cupboard area of the 15", 24" and 30" wide towers to support binders as well as shorter coats. (See <i>Tower Accessories for pricing and order entry information</i>)</p>																					

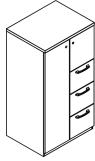


# Storage Towers Currents Front

## 30" Wide Storage Towers

### 57" High

description	type	w	d	h	lock	pattern no.	P1	P2	P3
57" High tower with three file drawers and door and wardrobe (left hand shown)	left hand	29 <sup>7</sup> / <sub>8</sub> "	23 <sup>1</sup> / <sub>2</sub> "	56 <sup>3</sup> / <sub>16</sub> "	Y	<b>AT3WSLH5730FFFL</b>	\$2,615.	\$3,006.	\$3,136.
	right hand	29 <sup>7</sup> / <sub>8</sub> "	23 <sup>1</sup> / <sub>2</sub> "	56 <sup>3</sup> / <sub>16</sub> "	Y	<b>AT3WSRH5730FFFL</b>	2,615.	3,006.	3,136.



#### Order Code

Example:	<b>AT3WSLH5730BBFL-NJ</b>
<b>AT3</b>	Series 2 Currents Front
<b>WS</b>	Wardrobe and Single Door
<b>LH</b>	Left Hand Access
<b>57</b>	57" High
<b>30</b>	30" Wide
<b>B</b>	Box Drawer
<b>B</b>	Box Drawer
<b>F</b>	File Drawer
<b>L</b>	Locking
<b>NJ</b>	Medium Grey paint finish

#### Specification Information

For non-locking towers, deduct \$60 from the list price for single and double door units or \$75 list for units with wardrobe. Substitute the "L" suffix with a "N" within the pattern number to designate a non-locking unit, example (AT3WSLH5030BBFN)

"M" drawers consisting of a box drawer body with a file drawer head are available by substituting any two "B" or any one "F" character within the pattern number, example (AT3WSLH5030MFN). Multiple "M" drawers may be specified providing they equal the total modules available.

A 6" drawer, behind a cupboard door is available by adding the numeral 1 to the end of the pattern number, example (AT3WSLH5030BBFL1)

Single door towers: Include (2) locks. Double door towers: Include (2) locks. Wardrobe towers: Include (3) locks. 15" wide Side Access Bookcase and Display towers: Include (1) lock. 24" wide Side Access Bookcase and Display towers: Include (2) locks

**Note:** 6" drawer behind doors are not available within the wardrobe portion of towers. Drawers behind doors can be specified with fronts painted in one of 6 accent colors. If an accent color is not selected the fronts will be painted black. Accent colors include, (MEY) Memo Yellow, (MRG) Marine Grey, (SFG) Seafoam Green, (REG) Robbins Egg Blue, (SSP) Sunset Pink and (KRD) Knoll Red.

**Note: Drawer behind door list pricing is as follows: 1=\$250**

#### Application Notes

Hanging rails and other accessories are not included and must be ordered separately. Hanging rails are included with 24" and 30" wide lateral drawers only. (See *Tower Accessories for pricing and order entry information*)

Half depth adjustable shelves and coat hooks may be ordered separately allowing the cupboard area of the 15", 24" and 30" wide towers to support binders as well as shorter coats. (See *Tower Accessories for pricing and order entry information*)

#### Critical Dimensions

Dimensions under, **w**, **d** and **h** are actual to the nearest 1/16"

50", 57" and 64" Tower Internal Dimensions

- Box and M drawer height: 4<sup>7</sup>/<sub>16</sub>"
- Box and M drawer width: 12<sup>1</sup>/<sub>16</sub>"
- Box and M drawer depth: 18<sup>3</sup>/<sub>8</sub>"
- File drawer height: 9<sup>1</sup>/<sub>4</sub>"
- File drawer width: 12<sup>1</sup>/<sub>16</sub>"
- File drawer depth: 18<sup>3</sup>/<sub>8</sub>"
- Wide drawer height: 9<sup>7</sup>/<sub>16</sub>"
- Wide drawer width: 20<sup>3</sup>/<sub>4</sub>"
- Wide drawer depth: 22<sup>7</sup>/<sub>8</sub>"

**Note:** All towers are configured from the top down with standard combinations of box and file drawers.

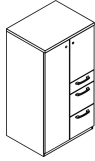
# Storage Towers Currents Front

## 30" Wide Storage Towers

### 57" High

Series 2 Storage

description	type	w	d	h	lock	pattern no.	P1	P2	P3
57" High tower with two box and two file drawers and door and wardrobe (left hand shown)	left hand	29 <sup>7</sup> / <sub>8</sub> "	23 <sup>1</sup> / <sub>2</sub> "	56 <sup>3</sup> / <sub>16</sub> "	Y	AT3WSLH5730BBFFL	\$2,839.	\$3,264.	\$3,405.
	right hand	29 <sup>7</sup> / <sub>8</sub> "	23 <sup>1</sup> / <sub>2</sub> "	56 <sup>3</sup> / <sub>16</sub> "	Y	AT3WSRH5730BBFFL	2,839.	3,264.	3,405.



Order Code	Specification Information	Critical Dimensions
<p>Example: <b>AT3WSLH5730BBFL-NJ</b></p> <p><b>AT3</b> Series 2 Currents Front</p> <p><b>WS</b> Wardrobe and Single Door</p> <p><b>LH</b> Left Hand Access</p> <p><b>57</b> 57" High</p> <p><b>30</b> 30" Wide</p> <p><b>B</b> Box Drawer</p> <p><b>B</b> Box Drawer</p> <p><b>F</b> File Drawer</p> <p><b>L</b> Locking</p> <p><b>NJ</b> Medium Grey paint finish</p>	<p>For non-locking towers, deduct \$60 from the list price for single and double door units or \$75 list for units with wardrobe. Substitute the "L" suffix with a "N" within the pattern number to designate a non-locking unit, example (AT3WSLH5030BBFN)</p> <p>"M" drawers consisting of a box drawer body with a file drawer head are available by substituting any two "B" or any one "F" character within the pattern number, example (AT3WSLH5030MFN). Multiple "M" drawers may be specified providing they equal the total modules available.</p> <p>A 6" drawer, behind a cupboard door is available by adding the numeral 1 to the end of the pattern number, example (AT3WSLH5030BBFL1)</p> <p>Single door towers: Include (2) locks. Double door towers: Include (2) locks. Wardrobe towers: Include (3) locks. 15" wide Side Access Bookcase and Display towers: Include (1) lock. 24" wide Side Access Bookcase and Display towers: Include (2) locks</p>	<p>Dimensions under, <b>w</b>, <b>d</b> and <b>h</b> are actual to the nearest 1/16"</p> <p>50", 57" and 64" Tower Internal Dimensions</p> <ul style="list-style-type: none"> <li>• Box and M drawer height: 4<sup>3</sup>/<sub>16</sub>"</li> <li>• Box and M drawer width: 12<sup>1</sup>/<sub>16</sub>"</li> <li>• Box and M drawer depth: 18<sup>3</sup>/<sub>8</sub>"</li> <li>• File drawer height: 9<sup>1</sup>/<sub>4</sub>"</li> <li>• File drawer width: 12<sup>1</sup>/<sub>16</sub>"</li> <li>• File drawer depth: 18<sup>3</sup>/<sub>8</sub>"</li> <li>• Wide drawer height: 9<sup>7</sup>/<sub>16</sub>"</li> <li>• Wide drawer width: 20<sup>3</sup>/<sub>4</sub>"</li> <li>• Wide drawer depth: 22<sup>7</sup>/<sub>8</sub>"</li> </ul> <p><b>Note:</b> All towers are configured from the top down with standard combinations of box and file drawers.</p>
	<p><b>Note:</b> 6" drawer behind doors are not available within the wardrobe portion of towers. Drawers behind doors can be specified with fronts painted in one of 6 accent colors. If an accent color is not selected the fronts will be painted black. Accent colors include, (<b>MEY</b>) Memo Yellow, (<b>MRG</b>) Marine Grey, (<b>SFG</b>) Seafoam Green, (<b>REG</b>) Robbins Egg Blue, (<b>SSP</b>) Sunset Pink and (<b>KRD</b>) Knoll Red.</p> <p><b>Note: Drawer behind door list pricing is as follows: 1=\$250</b></p>	
	<p><b>Application Notes</b></p> <p>Hanging rails and other accessories are not included and must be ordered separately. Hanging rails are included with 24" and 30" wide lateral drawers only. (See <i>Tower Accessories for pricing and order entry information</i>)</p> <p>Half depth adjustable shelves and coat hooks may be ordered separately allowing the cupboard area of the 15", 24" and 30" wide towers to support binders as well as shorter coats. (See <i>Tower Accessories for pricing and order entry information</i>)</p>	

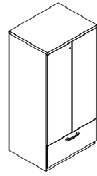
# Storage Towers Currents Front

## 30" Wide Storage Towers

### 64" High

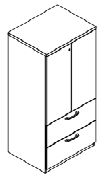
description	type	w	d	h	lock	pattern no.	P1	P2	P3
-------------	------	---	---	---	------	-------------	----	----	----

64" High Double Door tower with one wide drawer		29 <sup>7</sup> / <sub>8</sub> "	23 <sup>1</sup> / <sub>2</sub> "	63 <sup>5</sup> / <sub>16</sub> "	Y	<b>AT3D6430WL</b>	\$2,632.	\$2,765.	\$2,902.
---	--	----------------------------------	----------------------------------	-----------------------------------	---	-------------------	----------	----------	----------



24" and 30" wide double door cabinets may be ordered with a grommet option located in the back of the case by adding a "G" between the 4th and 5th character of the pattern number, example (AT3D**G**6424WL). Add \$100 for this option. **Note:** By adding a "G" option, the cabinet will also receive AV hinged doors.

64" High Double Door tower with two wide drawers		29 <sup>7</sup> / <sub>8</sub> "	23 <sup>1</sup> / <sub>2</sub> "	63 <sup>5</sup> / <sub>16</sub> "	Y	<b>AT3D6430WWL</b>	3,159.	3,316.	3,483.
--	--	----------------------------------	----------------------------------	-----------------------------------	---	--------------------	--------	--------	--------



24" and 30" wide double door cabinets may be ordered with a grommet option located in the back of the case by adding a "G" between the 4th and 5th character of the pattern number, example (AT3D**G**6424WL). Add \$100 for this option. **Note:** By adding a "G" option, the cabinet will also receive AV hinged doors.

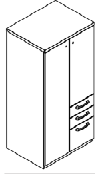
Order Code	Specification Information	Critical Dimensions
Example: <b>AT3WSLH5730BBFL-NJ</b>	For non-locking towers, deduct \$60 from the list price for single and double door units or \$75 list for units with wardrobe. Substitute the "L" suffix with a "N" within the pattern number to designate a non-locking unit, example (AT3WSLH5030BBFN)	Dimensions under, <b>w</b> , <b>d</b> and <b>h</b> are actual to the nearest 1/16"
<b>AT3</b> Series 2 Currents Front		50", 57" and 64" Tower Internal Dimensions
<b>WS</b> Wardrobe and Single Door	"M" drawers consisting of a box drawer body with a file drawer head are available by substituting any two "B" or any one "F" character within the pattern number, example (AT3WSLH5030MFN). Multiple "M" drawers may be specified providing they equal the total modules available.	<ul style="list-style-type: none"> <li>Box and M drawer height: 4<sup>3</sup>/<sub>16</sub>"</li> <li>Box and M drawer width: 12<sup>1</sup>/<sub>16</sub>"</li> <li>Box and M drawer depth: 18<sup>3</sup>/<sub>8</sub>"</li> <li>File drawer height: 9<sup>1</sup>/<sub>4</sub>"</li> <li>File drawer width: 12<sup>1</sup>/<sub>16</sub>"</li> <li>File drawer depth: 18<sup>3</sup>/<sub>8</sub>"</li> <li>Wide drawer height: 9<sup>7</sup>/<sub>16</sub>"</li> <li>Wide drawer width: 20<sup>3</sup>/<sub>4</sub>"</li> <li>Wide drawer depth: 22<sup>7</sup>/<sub>8</sub>"</li> </ul>
<b>LH</b> Left Hand Access		<b>Note:</b> All towers are configured from the top down with standard combinations of box and file drawers.
<b>57</b> 57" High		
<b>30</b> 30" Wide		
<b>B</b> Box Drawer		
<b>B</b> Box Drawer		
<b>F</b> File Drawer		
<b>L</b> Locking		
<b>NJ</b> Medium Grey paint finish		
	A 6" drawer, behind a cupboard door is available by adding the numeral 1 to the end of the pattern number, example (AT3WSLH5030BBFL1)	
	Single door towers: Include (2) locks. Double door towers: Include (2) locks. Wardrobe towers: Include (3) locks. 15" wide Side Access Bookcase and Display towers: Include (1) lock. 24" wide Side Access Bookcase and Display towers: Include (2) locks	
	<b>Note:</b> 6" drawer behind doors are not available within the wardrobe portion of towers. Drawers behind doors can be specified with fronts painted in one of 6 accent colors. If an accent color is not selected the fronts will be painted black. Accent colors include, ( <b>MEY</b> ) Memo Yellow, ( <b>MRG</b> ) Marine Grey, ( <b>SFG</b> ) Seafoam Green, ( <b>REG</b> ) Robbins Egg Blue, ( <b>SSP</b> ) Sunset Pink and ( <b>KRD</b> ) Knoll Red.	
	<b>Note: Drawer behind door list pricing is as follows: 1=\$250</b>	
	<b>Application Notes</b>	
	Hanging rails and other accessories are not included and must be ordered separately. Hanging rails are included with 24" and 30" wide lateral drawers only. (See <i>Tower Accessories for pricing and order entry information</i> )	
	Half depth adjustable shelves and coat hooks may be ordered separately allowing the cupboard area of the 15", 24" and 30" wide towers to support binders as well as shorter coats. (See <i>Tower Accessories for pricing and order entry information</i> )	

# Storage Towers Currents Front

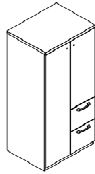
## 30" Wide Storage Towers

### 64" High

description	type	w	d	h	lock	pattern no.	P1	P2	P3
64" High tower with two box and one file drawer and door and wardrobe (left hand shown)	left hand	29 <sup>7</sup> / <sub>8</sub> "	23 <sup>1</sup> / <sub>2</sub> "	63 <sup>5</sup> / <sub>16</sub> "	Y	<b>AT3WSLH6430BBFL</b>	\$2,663.	\$2,795.	\$2,934.
	right hand	29 <sup>7</sup> / <sub>8</sub> "	23 <sup>1</sup> / <sub>2</sub> "	63 <sup>5</sup> / <sub>16</sub> "	Y	<b>AT3WSRH6430BBFL</b>	2,663.	2,795.	2,934.



64" High tower with two file drawers and door and wardrobe (left hand shown)	left hand	29 <sup>7</sup> / <sub>8</sub> "	23 <sup>1</sup> / <sub>2</sub> "	63 <sup>5</sup> / <sub>16</sub> "	Y	<b>AT3WSLH6430FFL</b>	2,481.	2,607.	2,737.
	right hand	29 <sup>7</sup> / <sub>8</sub> "	23 <sup>1</sup> / <sub>2</sub> "	63 <sup>5</sup> / <sub>16</sub> "	Y	<b>AT3WSRH6430FFL</b>	2,481.	2,607.	2,737.



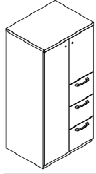
Order Code	Specification Information	Critical Dimensions																				
<p>Example: <b>AT3WSLH5730BBFL-NJ</b></p> <table border="1"> <tr><td><b>AT3</b></td><td>Series 2 Currents Front</td></tr> <tr><td><b>WS</b></td><td>Wardrobe and Single Door</td></tr> <tr><td><b>LH</b></td><td>Left Hand Access</td></tr> <tr><td><b>57</b></td><td>57" High</td></tr> <tr><td><b>30</b></td><td>30" Wide</td></tr> <tr><td><b>B</b></td><td>Box Drawer</td></tr> <tr><td><b>B</b></td><td>Box Drawer</td></tr> <tr><td><b>F</b></td><td>File Drawer</td></tr> <tr><td><b>L</b></td><td>Locking</td></tr> <tr><td><b>NJ</b></td><td>Medium Grey paint finish</td></tr> </table>	<b>AT3</b>	Series 2 Currents Front	<b>WS</b>	Wardrobe and Single Door	<b>LH</b>	Left Hand Access	<b>57</b>	57" High	<b>30</b>	30" Wide	<b>B</b>	Box Drawer	<b>B</b>	Box Drawer	<b>F</b>	File Drawer	<b>L</b>	Locking	<b>NJ</b>	Medium Grey paint finish	<p>For non-locking towers, deduct \$60 from the list price for single and double door units or \$75 list for units with wardrobe. Substitute the "L" suffix with a "N" within the pattern number to designate a non-locking unit, example (AT3WSLH5030BBFN)</p> <p>"M" drawers consisting of a box drawer body with a file drawer head are available by substituting any two "B" or any one "F" character within the pattern number, example (AT3WSLH5030MFN). Multiple "M" drawers may be specified providing they equal the total modules available.</p> <p>A 6" drawer, behind a cupboard door is available by adding the numeral 1 to the end of the pattern number, example (AT3WSLH5030BBFL1)</p> <p>Single door towers: Include (2) locks. Double door towers: Include (2) locks. Wardrobe towers: Include (3) locks. 15" wide Side Access Bookcase and Display towers: Include (1) lock. 24" wide Side Access Bookcase and Display towers: Include (2) locks</p>	<p>Dimensions under, <b>w</b>, <b>d</b> and <b>h</b> are actual to the nearest 1/16"</p> <p>50", 57" and 64" Tower Internal Dimensions</p> <ul style="list-style-type: none"> <li>• Box and M drawer height: 4<sup>3</sup>/<sub>16</sub>"</li> <li>• Box and M drawer width: 12<sup>1</sup>/<sub>16</sub>"</li> <li>• Box and M drawer depth: 18<sup>3</sup>/<sub>8</sub>"</li> <li>• File drawer height: 9<sup>1</sup>/<sub>4</sub>"</li> <li>• File drawer width: 12<sup>1</sup>/<sub>16</sub>"</li> <li>• File drawer depth: 18<sup>3</sup>/<sub>8</sub>"</li> <li>• Wide drawer height: 9<sup>7</sup>/<sub>16</sub>"</li> <li>• Wide drawer width: 20<sup>3</sup>/<sub>4</sub>"</li> <li>• Wide drawer depth: 22<sup>7</sup>/<sub>8</sub>"</li> </ul> <p><b>Note:</b> All towers are configured from the top down with standard combinations of box and file drawers.</p>
<b>AT3</b>	Series 2 Currents Front																					
<b>WS</b>	Wardrobe and Single Door																					
<b>LH</b>	Left Hand Access																					
<b>57</b>	57" High																					
<b>30</b>	30" Wide																					
<b>B</b>	Box Drawer																					
<b>B</b>	Box Drawer																					
<b>F</b>	File Drawer																					
<b>L</b>	Locking																					
<b>NJ</b>	Medium Grey paint finish																					
	<p><b>Note:</b> 6" drawer behind doors are not available within the wardrobe portion of towers. Drawers behind doors can be specified with fronts painted in one of 6 accent colors. If an accent color is not selected the fronts will be painted black. Accent colors include, (<b>MEY</b>) Memo Yellow, (<b>MRG</b>) Marine Grey, (<b>SFG</b>) Seafoam Green, (<b>REG</b>) Robbins Egg Blue, (<b>SSP</b>) Sunset Pink and (<b>KRD</b>) Knoll Red.</p> <p><b>Note: Drawer behind door list pricing is as follows: 1=\$250</b></p>																					
	<p><b>Application Notes</b></p> <p>Hanging rails and other accessories are not included and must be ordered separately. Hanging rails are included with 24" and 30" wide lateral drawers only. (See <i>Tower Accessories for pricing and order entry information</i>)</p> <p>Half depth adjustable shelves and coat hooks may be ordered separately allowing the cupboard area of the 15", 24" and 30" wide towers to support binders as well as shorter coats. (See <i>Tower Accessories for pricing and order entry information</i>)</p>																					

# Storage Towers Currents Front

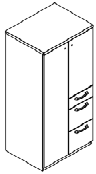
## 30" Wide Storage Towers

### 64" High

description	type	w	d	h	lock	pattern no.	P1	P2	P3
64" High tower with three file drawers and door and wardrobe (left hand shown)	left hand	29 <sup>7</sup> / <sub>8</sub> "	23 <sup>1</sup> / <sub>2</sub> "	63 <sup>5</sup> / <sub>16</sub> "	Y	<b>AT3WSLH6430FFFL</b>	\$2,686.	\$2,823.	\$2,961.
	right hand	29 <sup>7</sup> / <sub>8</sub> "	23 <sup>1</sup> / <sub>2</sub> "	63 <sup>5</sup> / <sub>16</sub> "	Y	<b>AT3WSRH6430FFFL</b>	2,686.	2,823.	2,961.



64" High tower with one box and two file drawers and door and wardrobe (left hand shown)	left hand	29 <sup>7</sup> / <sub>8</sub> "	23 <sup>1</sup> / <sub>2</sub> "	63 <sup>5</sup> / <sub>16</sub> "	Y	<b>AT3WSLH6430BFFL</b>	2,699.	2,834.	2,976.
	right hand	29 <sup>7</sup> / <sub>8</sub> "	23 <sup>1</sup> / <sub>2</sub> "	63 <sup>5</sup> / <sub>16</sub> "	Y	<b>AT3WSRH6430BFFL</b>	2,699.	2,834.	2,976.



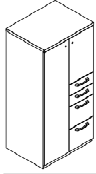
Order Code	Specification Information	Critical Dimensions																				
<p>Example: <b>AT3WSLH5730BBFL-NJ</b></p> <table border="1"> <tr> <td><b>AT3</b></td> <td>Series 2 Currents Front</td> </tr> <tr> <td><b>WS</b></td> <td>Wardrobe and Single Door</td> </tr> <tr> <td><b>LH</b></td> <td>Left Hand Access</td> </tr> <tr> <td><b>57</b></td> <td>57" High</td> </tr> <tr> <td><b>30</b></td> <td>30" Wide</td> </tr> <tr> <td><b>B</b></td> <td>Box Drawer</td> </tr> <tr> <td><b>B</b></td> <td>Box Drawer</td> </tr> <tr> <td><b>F</b></td> <td>File Drawer</td> </tr> <tr> <td><b>L</b></td> <td>Locking</td> </tr> <tr> <td><b>NJ</b></td> <td>Medium Grey paint finish</td> </tr> </table>	<b>AT3</b>	Series 2 Currents Front	<b>WS</b>	Wardrobe and Single Door	<b>LH</b>	Left Hand Access	<b>57</b>	57" High	<b>30</b>	30" Wide	<b>B</b>	Box Drawer	<b>B</b>	Box Drawer	<b>F</b>	File Drawer	<b>L</b>	Locking	<b>NJ</b>	Medium Grey paint finish	<p>For non-locking towers, deduct \$60 from the list price for single and double door units or \$75 list for units with wardrobe. Substitute the "L" suffix with a "N" within the pattern number to designate a non-locking unit, example (AT3WSLH5030BBFN)</p> <p>"M" drawers consisting of a box drawer body with a file drawer head are available by substituting any two "B" or any one "F" character within the pattern number, example (AT3WSLH5030MFN). Multiple "M" drawers may be specified providing they equal the total modules available.</p> <p>A 6" drawer, behind a cupboard door is available by adding the numeral 1 to the end of the pattern number, example (AT3WSLH5030BBFL1)</p> <p>Single door towers: Include (2) locks. Double door towers: Include (2) locks. Wardrobe towers: Include (3) locks. 15" wide Side Access Bookcase and Display towers: Include (1) lock. 24" wide Side Access Bookcase and Display towers: Include (2) locks</p>	<p>Dimensions under, <b>w</b>, <b>d</b> and <b>h</b> are actual to the nearest 1/16"</p> <p>50", 57" and 64" Tower Internal Dimensions</p> <ul style="list-style-type: none"> <li>• Box and M drawer height: 4<sup>3</sup>/<sub>16</sub>"</li> <li>• Box and M drawer width: 12<sup>1</sup>/<sub>16</sub>"</li> <li>• Box and M drawer depth: 18<sup>3</sup>/<sub>8</sub>"</li> <li>• File drawer height: 9<sup>1</sup>/<sub>4</sub>"</li> <li>• File drawer width: 12<sup>1</sup>/<sub>16</sub>"</li> <li>• File drawer depth: 18<sup>3</sup>/<sub>8</sub>"</li> <li>• Wide drawer height: 9<sup>7</sup>/<sub>16</sub>"</li> <li>• Wide drawer width: 20<sup>3</sup>/<sub>4</sub>"</li> <li>• Wide drawer depth: 22<sup>7</sup>/<sub>8</sub>"</li> </ul> <p><b>Note:</b> All towers are configured from the top down with standard combinations of box and file drawers.</p>
<b>AT3</b>	Series 2 Currents Front																					
<b>WS</b>	Wardrobe and Single Door																					
<b>LH</b>	Left Hand Access																					
<b>57</b>	57" High																					
<b>30</b>	30" Wide																					
<b>B</b>	Box Drawer																					
<b>B</b>	Box Drawer																					
<b>F</b>	File Drawer																					
<b>L</b>	Locking																					
<b>NJ</b>	Medium Grey paint finish																					
	<p><b>Note:</b> 6" drawer behind doors are not available within the wardrobe portion of towers. Drawers behind doors can be specified with fronts painted in one of 6 accent colors. If an accent color is not selected the fronts will be painted black. Accent colors include, (<b>MEY</b>) Memo Yellow, (<b>MRG</b>) Marine Grey, (<b>SFG</b>) Seafoam Green, (<b>REG</b>) Robbins Egg Blue, (<b>SSP</b>) Sunset Pink and (<b>KRD</b>) Knoll Red.</p> <p><b>Note: Drawer behind door list pricing is as follows: 1=\$250</b></p>																					
	<p><b>Application Notes</b></p> <p>Hanging rails and other accessories are not included and must be ordered separately. Hanging rails are included with 24" and 30" wide lateral drawers only. (See <i>Tower Accessories for pricing and order entry information</i>)</p> <p>Half depth adjustable shelves and coat hooks may be ordered separately allowing the cupboard area of the 15", 24" and 30" wide towers to support binders as well as shorter coats. (See <i>Tower Accessories for pricing and order entry information</i>)</p>																					

# Storage Towers Currents Front

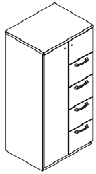
## 30" Wide Storage Towers

### 64" High

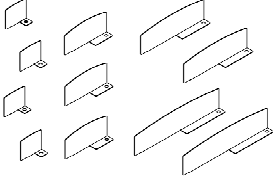



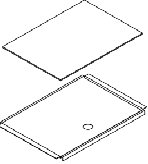

description	type	w	d	h	lock	pattern no.	P1	P2	P3
64" High tower with two box and two file drawers and door and wardrobe (left hand shown)	left hand	29 <sup>7</sup> / <sub>8</sub> "	23 <sup>1</sup> / <sub>2</sub> "	63 <sup>3</sup> / <sub>16</sub> "	Y	AT3WSLH6430BBFFL	\$2,911.	\$3,057.	\$3,209.
	right hand	29 <sup>7</sup> / <sub>8</sub> "	23 <sup>1</sup> / <sub>2</sub> "	63 <sup>3</sup> / <sub>16</sub> "	Y	AT3WSRH6430BBFFL	2,911.	3,057.	3,209.





64" High tower with four file drawers and door and wardrobe (left hand shown)	left hand	29 <sup>7</sup> / <sub>8</sub> "	23 <sup>1</sup> / <sub>2</sub> "	63 <sup>3</sup> / <sub>16</sub> "	Y	AT3WSLH6430FFFFL	2,948.	3,095.	3,250.
	right hand	29 <sup>7</sup> / <sub>8</sub> "	23 <sup>1</sup> / <sub>2</sub> "	63 <sup>3</sup> / <sub>16</sub> "	Y	AT3WSRH6430FFFFL	2,948.	3,095.	3,250.



Order Code	Specification Information	Critical Dimensions																				
<p>Example: <b>AT3WSLH5730BBFL-NJ</b></p> <table border="1"> <tr> <td><b>AT3</b></td> <td>Series 2 Currents Front</td> </tr> <tr> <td><b>WS</b></td> <td>Wardrobe and Single Door</td> </tr> <tr> <td><b>LH</b></td> <td>Left Hand Access</td> </tr> <tr> <td><b>57</b></td> <td>57" High</td> </tr> <tr> <td><b>30</b></td> <td>30" Wide</td> </tr> <tr> <td><b>B</b></td> <td>Box Drawer</td> </tr> <tr> <td><b>B</b></td> <td>Box Drawer</td> </tr> <tr> <td><b>F</b></td> <td>File Drawer</td> </tr> <tr> <td><b>L</b></td> <td>Locking</td> </tr> <tr> <td><b>NJ</b></td> <td>Medium Grey paint finish</td> </tr> </table>	<b>AT3</b>	Series 2 Currents Front	<b>WS</b>	Wardrobe and Single Door	<b>LH</b>	Left Hand Access	<b>57</b>	57" High	<b>30</b>	30" Wide	<b>B</b>	Box Drawer	<b>B</b>	Box Drawer	<b>F</b>	File Drawer	<b>L</b>	Locking	<b>NJ</b>	Medium Grey paint finish	<p>For non-locking towers, deduct \$60 from the list price for single and double door units or \$75 list for units with wardrobe. Substitute the "L" suffix with a "N" within the pattern number to designate a non-locking unit, example (AT3WSLH5030BBFN)</p> <p>"M" drawers consisting of a box drawer body with a file drawer head are available by substituting any two "B" or any one "F" character within the pattern number, example (AT3WSLH5030MFN). Multiple "M" drawers may be specified providing they equal the total modules available.</p> <p>A 6" drawer, behind a cupboard door is available by adding the numeral 1 to the end of the pattern number, example (AT3WSLH5030BBFL1)</p> <p>Single door towers: Include (2) locks. Double door towers: Include (2) locks. Wardrobe towers: Include (3) locks. 15" wide Side Access Bookcase and Display towers: Include (1) lock. 24" wide Side Access Bookcase and Display towers: Include (2) locks</p>	<p>Dimensions under, <b>w</b>, <b>d</b> and <b>h</b> are actual to the nearest 1/16"</p> <p>50", 57" and 64" Tower Internal Dimensions</p> <ul style="list-style-type: none"> <li>• Box and M drawer height: 4<sup>3</sup>/<sub>16</sub>"</li> <li>• Box and M drawer width: 12<sup>1</sup>/<sub>16</sub>"</li> <li>• Box and M drawer depth: 18<sup>3</sup>/<sub>8</sub>"</li> <li>• File drawer height: 9<sup>1</sup>/<sub>4</sub>"</li> <li>• File drawer width: 12<sup>1</sup>/<sub>16</sub>"</li> <li>• File drawer depth: 18<sup>3</sup>/<sub>8</sub>"</li> <li>• Wide drawer height: 9<sup>7</sup>/<sub>16</sub>"</li> <li>• Wide drawer width: 20<sup>3</sup>/<sub>4</sub>"</li> <li>• Wide drawer depth: 22<sup>7</sup>/<sub>8</sub>"</li> </ul> <p><b>Note:</b> All towers are configured from the top down with standard combinations of box and file drawers.</p>
<b>AT3</b>	Series 2 Currents Front																					
<b>WS</b>	Wardrobe and Single Door																					
<b>LH</b>	Left Hand Access																					
<b>57</b>	57" High																					
<b>30</b>	30" Wide																					
<b>B</b>	Box Drawer																					
<b>B</b>	Box Drawer																					
<b>F</b>	File Drawer																					
<b>L</b>	Locking																					
<b>NJ</b>	Medium Grey paint finish																					
	<p><b>Note:</b> 6" drawer behind doors are not available within the wardrobe portion of towers. Drawers behind doors can be specified with fronts painted in one of 6 accent colors. If an accent color is not selected the fronts will be painted black. Accent colors include, (<b>MEY</b>) Memo Yellow, (<b>MRG</b>) Marine Grey, (<b>SFG</b>) Seafoam Green, (<b>REG</b>) Robbins Egg Blue, (<b>SSP</b>) Sunset Pink and (<b>KRD</b>) Knoll Red.</p> <p><b>Note: Drawer behind door list pricing is as follows: 1=\$250</b></p>																					
	<p><b>Application Notes</b></p> <p>Hanging rails and other accessories are not included and must be ordered separately. Hanging rails are included with 24" and 30" wide lateral drawers only. (See <i>Tower Accessories for pricing and order entry information</i>)</p> <p>Half depth adjustable shelves and coat hooks may be ordered separately allowing the cupboard area of the 15", 24" and 30" wide towers to support binders as well as shorter coats. (See <i>Tower Accessories for pricing and order entry information</i>)</p>																					

description	type	w	d	h	pattern no.	list
Pedestal Drawer Divider Kit (Not for use in 3" high drawers)				5"	<b>DT3PDD</b>	\$379.
						
Drawer Divider for Box Drawer					<b>DS1PBD</b>	32.
						
Drawer Divider for File Drawer					<b>DS1PFD</b>	32.
						
Pencil Tray	black				<b>DS2PPTN</b>	37.
	clear				<b>DS2PPTC</b>	44.
						
Pedestal Drawer Reference Tablet with Plexi Glass Cover					<b>DT3RT</b>	109.
						
Stationary Insert for box drawers (4 trays)					<b>DS1PST</b>	170.
						

Order Code	Specification Information	Application Notes
Example: <b>DT3PDD-MEY</b>		
<b>DT3</b> Series 2 Steel		
<b>PDD</b> Pedestal Drawer Divider Kit	<b>DT3PDD</b> Pedestal Drawer Dividers and <b>DT3RT</b> Pedestal Drawer Reference Tablets are supported with a black painted finish standard. Select from six additional accent colors at no-charge. Accent colors are as follows: <b>(MEY)</b> Memo Yellow, <b>(MRG)</b> Marine Grey, <b>(SFG)</b> Seafoam Green, <b>(REG)</b> Robbins Egg Blue, <b>(KRD)</b> Knoll Red and <b>(SSP)</b> Sunset Pink.	The Pedestal Drawer Divider Kit ( <b>DT3PDD</b> ) is comprised of a series of magnetic fences that attach to the bottom of a pedestal drawer body to support the division and management of space within pedestal box or file drawers. Each kit consist of (4) 3" wide, (3) 6" wide, (2) 9" wide and (2) 12" wide dividers. Dividers are constructed from steel and are available in six accent colors as well as black
<b>MEY</b> Memo Yellow paint finish	<b>Note:</b> All other pedestal accessory items including the Pencil tray are finished in Black only.	The Pedestal Drawer Reference Tablet ( <b>DT3RT</b> ) provides a platform for supporting frequently accessed phone lists or important information. Each ( <b>DT3RT</b> ) is supported with a removeable clear plexi cover to protect your printed information. Reference tablets are available in six accent colors as well as black.

description	type	w	d	h	pattern no.	list
File Support Channel 					<b>DS1PFS</b>	\$32.
Series 2 Floorstanding Pedestal Retrofit Lock Kit 					<b>DS2LKKT</b>	58.


Order Code	Specification Information	Application Notes
Example: <b>DT3PDD-MEY</b>		
<b>DT3</b> Series 2 Steel		
<b>PDD</b> Pedestal Drawer Divider Kit	<b>DT3PDD</b> Pedestal Drawer Dividers and <b>DT3RT</b> Pedestal Drawer Reference Tablets are supported with a black painted finish standard. Select from six additional accent colors at no-charge. Accent colors are as follows: <b>(MEY)</b> Memo Yellow, <b>(MRG)</b> Marine Grey, <b>(SFG)</b> Seafoam Green, <b>(REG)</b> Robbins Egg Blue, <b>(KRD)</b> Knoll Red and <b>(SSP)</b> Sunset Pink.	The Pedestal Drawer Divider Kit ( <b>DT3PDD</b> ) is comprised of a series of magnetic fences that attach to the bottom of a pedestal drawer body to support the division and management of space within pedestal box or file drawers. Each kit consist of (4) 3" wide, (3) 6" wide, (2) 9" wide and (2) 12" wide dividers. Dividers are constructed from steel and are available in six accent colors as well as black
<b>MEY</b> Memo Yellow paint finish	<b>Note:</b> All other pedestal accessory items including the Pencil tray are finished in Black only.	The Pedestal Drawer Reference Tablet ( <b>DT3RT</b> ) provides a platform for supporting frequently accessed phone lists or important information. Each ( <b>DT3RT</b> ) is supported with a removeable clear plexi cover to protect your printed information. Reference tablets are available in six accent colors as well as black.



# Overhead Storage Accessories

## T5 Task Lights

Series 2 Storage


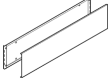


description	type	w	d	h	pattern no.	standard	advanced
	Use with 24" and wider overhead	19"	4"	1 1/2"	<b>DL3T5E19 ( )</b>	\$180.	n/a
	Use with 30" and wider overhead	25"	4"	1 1/2"	<b>DL3T5E25 ( )</b>	195.	456.
	Use with 42" and wider overhead	37"	4"	1 1/2"	<b>DL3T5E37 ( )</b>	199.	480.
	Use with 60" and wider overhead	49"	4"	1 1/2"	<b>DL3T5E49 ( )</b>	226.	499.
Cord management clips	(package of 50)				<b>DL3TC</b>	45.	

Order Code	Specification Information	Application Notes
Example: DL3T5E25S <hr/> DL3 Task Light <hr/> T5 T5 lamp <hr/> E Electronic ballast <hr/> 25 Width <hr/> S Standard	<p><i>Specify:</i></p> <p>Width - Task Lights mount in cabinets and shelves at least 5" wider than light width.</p> <p>Type:</p>	<p>Task lights mount into the recess in the underside of overhead cabinets and shelves at least 5" wider than task light width.</p> <p>Task lights include T5 cool white (4100K) fluorescent lamp, electronic ballast, 9' grounded corset, prismatic lens, rocker switch, one cord exit management clip and mounting hardware.</p> <p>Cord management clips must be ordered separately.</p> <p>Task light cordset is center exit. On smaller units cord exit is off-center, but still not handed.</p> <p>Task lights are TCLP compliant and meet requirements of California Title 24.</p> <p>Advanced task lights are fitted with ballast and lamp compliant with LEED requirements.</p>

# Overhead Storage Accessories

## Wall Mount and Upmount Brackets

Series 2 Storage

description	type	w	d	h	pattern no.	list	P1	P2	P3
 Wall-Mount Overhead Bracket (Dividends)		24"	1/2"	14 1/4"	<b>DS1WM24</b>	\$72.			
		30"	1/2"	14 1/4"	<b>DS1WM30</b>	72.			
		36"	1/2"	14 1/4"	<b>DS1WM36</b>	76.			
		42"	1/2"	14 1/4"	<b>DS1WM42</b>	84.			
		48"	1/2"	14 1/4"	<b>DS1WM48</b>	91.			
 Wall-Mount Shelf Bracket (Dividends)		30"	1/2"	7"	<b>DS1SWM30</b>		72.	78.	84.
		36"	1/2"	7"	<b>DS1SWM36</b>		76.	85.	89.
		42"	1/2"	7"	<b>DS1SWM42</b>		84.	93.	96.
		48"	1/2"	7"	<b>DS1SWM48</b>		91.	99.	102.
 Vertical Dividers (Dark Grey only)	Package of 4				<b>DS1VD</b>		93.		
 Overhead Cabinet Lock Retrofit Kit					<b>DS1OHL</b>	56.			

### Order Code

Example:	<b>DS1WM24</b>
<b>DS1</b>	Dividends
<b>WM</b>	Overhead Wall Mount
<b>24</b>	24" Wide

### Specification Information

Overhead wall-mount frames are intended for use with Series 2 Steel front and Veneer front Overheads with Dividends brackets

Overhead Shelf-Mount brackets are intended for use with Dividends and Dividends Series 2 shelves

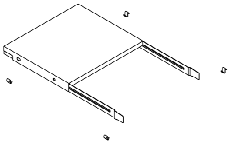
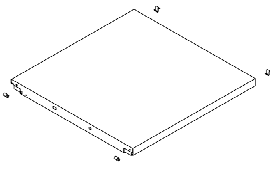
### Critical Dimensions

Dimensions listed under **w**, **h** and **d** are actual to the nearest 1/16"

# Storage Tower Accessories

## Shelves and Worksurface Splice Plate Kits

Series 2 Storage

description	type	w	d	h	pattern no.	list	P1	P2	P3
15" Wide Half Depth Shelf	Half Depth	15"	12"	3/4"	<b>DT3HDS15</b>	\$128.			
									
24" Wide Half Depth Shelf	Half Depth	24"	12"	3/4"	<b>DT3HDS24</b>	137.			
30" Wide Half Depth Shelf	Half Depth	30"	12"	3/4"	<b>DT3HDS30</b>	163.			
15" Wide Full Depth Shelf	Full Depth	15"	22 3/8"	1"	<b>DT3FDS15</b>	92.			
									
24" Wide Full Depth Shelf	Full Depth	24"	22 3/8"	1"	<b>DT3FDS24</b>	100.			
30" Wide Full Depth Shelf	Full Depth	30"	22 3/8"	1"	<b>DT3FDS30</b>	107.			

### Order Code

Example:	<b>DT3HDS15</b>
<b>DT3</b>	Series 2 Towers
<b>HDS</b>	Half Depth Shelf
<b>15</b>	15" Wide

### Specification Information

#### Half Depth Shelves:

15" wide half depth shelves are suitable for use with 15" wide single door towers or a 30" wide towers with a 15" wide wardrobe.

24" wide half depth shelves are suitable for use with 24" wide single door or 24" wide double door towers.

30" wide half depth shelves are suitable for use with 30" wide double door towers.

#### Side Access Bookcase and Display Shelves:

Side Access Bookcase and Display Shelves are available in glass or steel construction. Shelves are for use with Side Access bookcase and Display towers only. Glass shelves are frosted.

### Application Notes

**Worksurface Splice Plate Kits** are intended for use with Side Access Bookcase and Display towers only. Splice Plate Kits permit the attachment of standard 24" deep (Nominal) worksurfaces. Each kit contains a connector bracket and trim panel. Trim panels should be specified to match the tower paint finish.

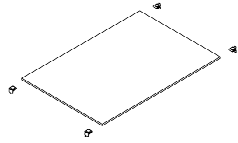
Note: All Shelves are user adjustable.

# Storage Tower Accessories

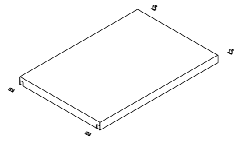
## Shelves and Worksurface Splice Plate Kits

Series 2 Storage

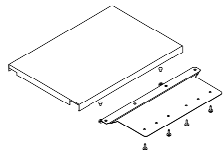
description	type	w	d	h	pattern no.	list	P1	P2	P3
Glass Shelf for Side Access Bookcase and Display Tower	Qty 2 shelves				<b>DT3GBCDS</b>	\$402.			



Metal Shelf for Side Access Bookcase and Display Towers	Qty 2 Shelves				<b>DT3MBCDS</b>		211.	230.	243.
---	---------------	--	--	--	-----------------	--	------	------	------



Worksurface Splice Plate Kit for Display and Side Access Bookcase Towers					<b>DT3WSP</b>		141.	155.	164.
--	--	--	--	--	---------------	--	------	------	------



Order Code	
Example:	<b>DT3HDS15</b>
<b>DT3</b>	Series 2 Towers
<b>HDS</b>	Half Depth Shelf
<b>15</b>	15" Wide

Specification Information
<p><b>Half Depth Shelves:</b></p> <p>15" wide half depth shelves are suitable for use with 15" wide single door towers or a 30" wide towers with a 15" wide wardrobe.</p> <p>24" wide half depth shelves are suitable for use with 24" wide single door or 24" wide double door towers.</p> <p>30" wide half depth shelves are suitable for use with 30" wide double door towers.</p> <p><b>Side Access Bookcase and Display Shelves:</b></p> <p>Side Access Bookcase and Display Shelves are available in glass or steel construction. Shelves are for use with Side Access bookcase and Display towers only. Glass shelves are frosted.</p>

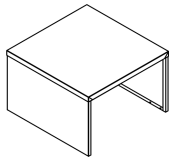
Application Notes
<p><b>Worksurface Splice Plate Kits</b> are intended for use with Side Access Bookcase and Display towers only. Splice Plate Kits permit the attachment of standard 24" deep (Nominal) worksurfaces. Each kit contains a connector bracket and trim panel. Trim panels should be specified to match the tower paint finish.</p> <p>Note: All Shelves are user adjustable.</p>

# Storage Tower Accessories

## Side Access Add-on Modules

Series 2 Storage

description	w	d	h	pattern no.	P1	P2	P3
Tower Add-on module	15"	23 1/2"	15"	<b>DT3A1515</b>	\$788.	\$907.	\$953.
	24"	23 1/2"	15"	<b>DT3A1524</b>	853.	981.	1,030.



### Order Code

Example:	<b>DT3A1515-117</b>
<b>DT3</b>	Series 2 Steel Front
<b>A</b>	Add-on Module
<b>15</b>	Nominal Height
<b>15</b>	Nominal Depth
<b>117</b>	Soft Grey paint finish

### Specification Information

Tower Side Access Add-on modules are constructed from steel with a powder coat paint finish. **They are not intended for use with veneer front towers or other Knoll storage tower products.**

The depth and width of a Side Access Add-on module must match that of the parent tower. Side Access Add-on modules enable side access storage for standard front access, single, double and wardrobe door tower configurations. Side Access Add-on modules are compatible with side access display and bookcase towers.

### Application Notes

Tower Side Access Add-on modules are intended for use with 15" and 24" wide Steel, Morrison, Calibre and Currents front towers only.

Side Access Add-on modules are field installed and are non-handed.

The overall actual height of an Add-on module is 15", therefore adding 15" to the overall height of the parent S2 tower.

The overall actual interior clearance of an Add-on module is 13 5/8"

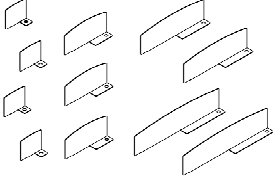
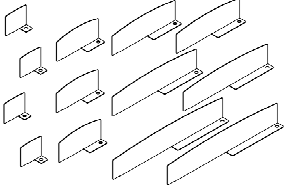
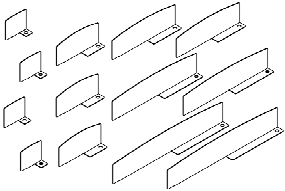
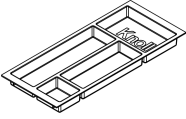
**Note: depth corresponds with the width of the parent tower, which is either 15" or 24" wide.**

**Add-on modules cannot be double stacked.**

# Storage Tower Accessories

## Drawer Dividers

Series 2 Storage

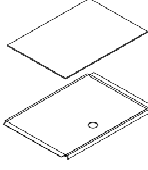




description	type	w	d	h	pattern no.	list
Pedestal Drawer Divider Kit (Not for use in 3" high drawers)				5"	<b>DT3PDD</b>	\$379.
						
File Drawer Divider Kit (Used within all lateral file drawers except 3" high modules)				5"	<b>DT3FDD</b>	472.
						
File Drawer Divider Kit (Used within 3" high lateral file or personal drawers)				2.5"	<b>DT3SDD</b>	472.
						
Pencil Tray	black				<b>DS2PPTN</b>	37.
	clear				<b>DS2PPTC</b>	44.
						

Order Code	Specification Information	Application Notes
Example: <b>DT3PDD-MEY</b>		
<b>DT3</b> Series 2 Steel		
<b>PDD</b> Pedestal Drawer Divider Kit	<b>DT3PDD</b> Pedestal Drawer Dividers and <b>DT3RT</b> Pedestal Drawer Reference Tablets are supported with a black painted finish standard. Select from six additional accent colors at no-charge. Accent colors are as follows: <b>(MEY)</b> Memo Yellow, <b>(MRG)</b> Marine Grey, <b>(SFG)</b> Seafoam Green, <b>(REG)</b> Robbins Egg Blue, Knoll Red <b>(KRD)</b> and <b>(SSP)</b> Sunset Pink.	The Pedestal Drawer Divider Kit ( <b>DT3PDD</b> ) is comprised of a series of magnetic fences that attach to the bottom of a pedestal drawer body to support the division and management of space within pedestal box or file drawers. Each kit consist of (4) 3" wide, (3) 6" wide, (2) 9" wide and (2) 12" wide dividers. Dividers are constructed from steel and are available in six accent colors as well as black
<b>MEY</b> Memo Yellow paint finish	<b>Note:</b> All other pedestal accessory items including the Pencil tray are finished in Black only.	The Pedestal Drawer Reference Tablet ( <b>DT3RT</b> ) provides a platform for supporting frequently accessed phone lists or important information. Each ( <b>DT3RT</b> ) is supported with a removeable clear plexi cover to protect your printed information. Reference tablets are available in six accent colors as well as black.

# Storage Tower Accessories

## Drawer Dividers

Series 2 Storage

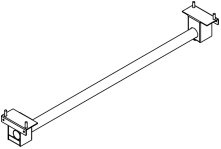
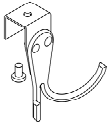
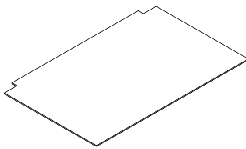
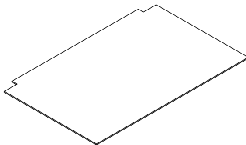
description	type	w	d	h	pattern no.	list
Pedstal Drawer Reference Tablet with Plexi Glass Cover					<b>DT3RT</b>	\$109.
						
Drawer Divider for Box Drawer					<b>DS1PBD</b>	32.
						
Drawer Divider for File Drawer					<b>DS1PFD</b>	32.
						
Stationary Insert for box drawers (4 trays)					<b>DS1PST</b>	170.
						
File Support Channel					<b>DS1PFS</b>	32.
						

Order Code	Specification Information	Application Notes
Example: <b>DT3PDD-MEY</b>		
<b>DT3</b> Series 2 Steel		
<b>PDD</b> Pedestal Drawer Divider Kit	<b>DT3PDD</b> Pedestal Drawer Dividers and <b>DT3RT</b> Pedestal Drawer Reference Tablets are supported with a black painted finish standard. Select from six additional accent colors at no-charge. Accent colors are as follows: <b>(MEY)</b> Memo Yellow, <b>(MRG)</b> Marine Grey, <b>(SFG)</b> Seafoam Green, <b>(REG)</b> Robbins Egg Blue, Knoll Red <b>(KRD)</b> and <b>(SSP)</b> Sunset Pink.	The Pedestal Drawer Divider Kit ( <b>DT3PDD</b> ) is comprised of a series of magnetic fences that attach to the bottom of a pedestal drawer body to support the division and management of space within pedestal box or file drawers. Each kit consist of (4) 3" wide, (3) 6" wide, (2) 9" wide and (2) 12" wide dividers. Dividers are constructed from steel and are available in six accent colors as well as black
<b>MEY</b> Memo Yellow paint finish	<b>Note:</b> All other pedestal accessory items including the Pencil tray are finished in Black only.	The Pedestal Drawer Reference Tablet ( <b>DT3RT</b> ) provides a platform for supporting frequently accessed phone lists or important information. Each ( <b>DT3RT</b> ) is supported with a removeable clear plexi cover to protect your printed information. Reference tablets are available in six accent colors as well as black.

# Storage Tower Accessories

## Coat Hooks and Rods

Series 2 Storage

description	type	w	d	h	pattern no.	list
Coat bar kit for 9" wide wardrobes					<b>DT3CB9</b>	\$122.
						
Coat Bar Kit for 15" wide single door or 15" wide wardrobe					<b>DT3CB15</b>	127.
Coat Bar for 30" wide single door tower					<b>DT3CB30</b>	149.
Coat Bar for 24" wide single door towers					<b>DT3CB24</b>	137.
Drop Down Coat Hook for Use in tower without standard wardrobe					<b>DT3DCH</b>	82.
						
Floor Cover for 9" Wide Wardrobe	9" Wide Wardrobe				<b>DT3FM9</b>	59.
						
Floor Cover for 15" Wide Wardrobe	15" Wide Wardrobe				<b>DT3FM15</b>	71.
						

### Specification Information

All towers with a 9" or 15" wardrobe are shipped with one coat hook installed at the factory. Coat rods are available as an accessory item and be placed within a 9" or 15" wardrobe or used within a 24" or 30" tower.

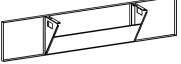
### Application Notes

Drop Down coat hooks should be used when a wardrobe is not present. Drop Down coat hooks permit the hanging of coats and jackets within single door or double door towers. Floor Covers are designed for use within 9" and 15" wardrobes only.

**Note:** Consider combining a Drop Down coat hook with half depth shelves within a single door or double door tower to gain additional functionality from the cupboard area of the tower.



Dividends Horizon  
*Universal Modesty Panel, steel*  
 10" h

description	w	d	h	pattern no.	P1	P2	P3
10" h Universal modesty panel	24"	1"	10"	<b>D1PS1024S</b>	\$227.	\$256.	\$266.
Under worksurface mount	30"	1"	10"	<b>D1PS1030S</b>	234.	264.	274.
	36"	1"	10"	<b>D1PS1036S</b>	236.	266.	277.
	42"	1"	10"	<b>D1PS1042S</b>	239.	271.	281.
	48"	1"	10"	<b>D1PS1048S</b>	247.	280.	290.
	54"	1"	10"	<b>D1PS1054S</b>	264.	297.	309.
	60"	1"	10"	<b>D1PS1060S</b>	285.	324.	337.

**Order Code**

Example:  
 \_\_\_\_\_  
 \_\_\_\_\_  
 \_\_\_\_\_  
 \_\_\_\_\_  
 \_\_\_\_\_  
 \_\_\_\_\_

**Specification Information**

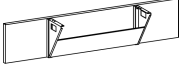
Pricing listed is for textured paint.  
 Add \$35 to the list prices above for smooth paint finish option.

**Application Notes**

Modesty panel attaches to underside of any standard worksurface.  
 Modesty panels are actual width.  
 Cantilevers are color matched and each include a knockout with cover to provide horizontal management of cables.

**Wire Management Trough**  
 Each screen includes a steel trough that sits between the cantilevers to support and/or conceal excess wires.

Dividends Horizon  
*Universal Modesty Panel, fabric*  
 10" h

description	w	d	h	pattern no.	10	15	20	25	30	35	40	45
10" h Universal modesty panel Under worksurface mount 	24"	1"	10"	<b>D1PS1024F</b>	\$391.	\$403.	\$420.	\$427.	\$439.	\$446.	\$453.	\$464.
	30"	1"	10"	<b>D1PS1030F</b>	400.	411.	430.	437.	448.	455.	462.	474.
	36"	1"	10"	<b>D1PS1036F</b>	412.	423.	443.	450.	461.	470.	477.	488.
	42"	1"	10"	<b>D1PS1042F</b>	422.	434.	453.	461.	474.	481.	489.	501.
	48"	1"	10"	<b>D1PS1048F</b>	434.	446.	466.	474.	486.	494.	503.	514.
	54"	1"	10"	<b>D1PS1054F</b>	436.	448.	469.	476.	488.	496.	505.	517.
	60"	1"	10"	<b>D1PS1060F</b>	478.	491.	514.	523.	537.	545.	554.	568.

**Order Code**

**Specification Information**

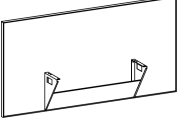
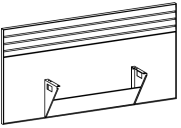
**Application Notes**

Example:  
 \_\_\_\_\_  
 \_\_\_\_\_  
 \_\_\_\_\_  
 \_\_\_\_\_  
 \_\_\_\_\_  
 \_\_\_\_\_  
 \_\_\_\_\_

Modesty panel attaches to underside of any standard worksurface.  
 Modesty panels are actual width.  
 Cantilevers are color matched and each include a knockout with cover to provide horizontal management of cables.

**Wire Management Trough**  
 Each screen includes a steel trough that sits between the cantilevers to support and/or conceal excess wires.

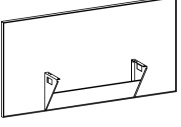
*Universal Privacy Screen, fabric and fabric w/7" slatwall  
42" h horizon with 10' modesty*

description	w	d	h	pattern no.	10	15	20	25	30	35	40	45
Universal privacy screen, fabric 42" h horizon with 10" modesty 	24"	1"	24 1/2"	<b>D1PS4224F</b>	\$457.	\$471.	\$492.	\$501.	\$514.	\$523.	\$531.	\$545.
	30"	1"	24 1/2"	<b>D1PS4230F</b>	473.	486.	509.	518.	531.	541.	550.	563.
	36"	1"	24 1/2"	<b>D1PS4236F</b>	501.	515.	539.	549.	563.	573.	582.	596.
	42"	1"	24 1/2"	<b>D1PS4242F</b>	508.	522.	547.	556.	571.	581.	590.	606.
	48"	1"	24 1/2"	<b>D1PS4248F</b>	520.	536.	560.	571.	585.	595.	605.	620.
	54"	1"	24 1/2"	<b>D1PS4254F</b>	533.	548.	574.	584.	599.	610.	619.	634.
	60"	1"	24 1/2"	<b>D1PS4260F</b>	548.	563.	590.	600.	617.	627.	638.	653.
Universal privacy screen, fabric w/7" slatwall 42" h horizon with 10" modesty 	24"	1"	24 1/2"	<b>D1PS4224W1</b>	554.	571.	596.	608.	623.	634.	645.	661.
	30"	1"	24 1/2"	<b>D1PS4230W1</b>	608.	625.	655.	666.	684.	696.	708.	725.
	36"	1"	24 1/2"	<b>D1PS4236W1</b>	647.	665.	697.	710.	728.	741.	753.	773.
	42"	1"	24 1/2"	<b>D1PS4242W1</b>	695.	716.	749.	763.	783.	796.	810.	830.
	48"	1"	24 1/2"	<b>D1PS4248W1</b>	720.	741.	776.	790.	811.	825.	838.	860.
	54"	1"	24 1/2"	<b>D1PS4254W1</b>	801.	825.	864.	880.	903.	919.	934.	958.
	60"	1"	24 1/2"	<b>D1PS4260W1</b>	830.	855.	895.	912.	935.	952.	968.	992.

Order Code	Specification Information	Application Notes
Example: <hr/> <hr/> <hr/> <hr/> <hr/> <hr/> <hr/>	Pricing listed is for textured paint.  Add \$35 to the list prices above for smooth paint finish option.  Slatwall color matches screen back color.	<b>Wire Management Trough</b> Each screen includes a steel trough that sits between the cantilevers to support and/or conceal excess wires.  Privacy screens are actual width.  Cantilevers are color matched and each include a knockout with cover to provide horizontal management of cables.  42" horizon screen provides approximately 13 1/4" of privacy above worksurface height and 10" of modesty coverage below worksurface height.

Universal Privacy Screen and Modesty Panel

Dividends Horizon  
*Universal Privacy Screen, steel*  
*42" h horizon with 10" modesty*

description	w	d	h	pattern no.	P1	P2	P3
Universal privacy screen, steel 42" h horizon with 10" modesty 	24"	1"	24 1/2"	<b>D1PS4224S</b>	\$491.	\$562.	\$586.
	30"	1"	24 1/2"	<b>D1PS4230S</b>	502.	574.	598.
	36"	1"	24 1/2"	<b>D1PS4236S</b>	519.	594.	619.
	42"	1"	24 1/2"	<b>D1PS4242S</b>	526.	602.	627.
	48"	1"	24 1/2"	<b>D1PS4248S</b>	561.	643.	670.
	54"	1"	24 1/2"	<b>D1PS4254S</b>	588.	673.	701.
	60"	1"	24 1/2"	<b>D1PS4260S</b>	640.	732.	763.

**Order Code**

Example:  
 \_\_\_\_\_  
 \_\_\_\_\_  
 \_\_\_\_\_  
 \_\_\_\_\_  
 \_\_\_\_\_  
 \_\_\_\_\_

**Specification Information**

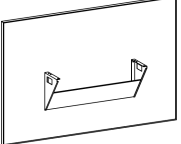
Pricing listed is for textured paint.  
 Add \$35 to the list prices above for smooth paint finish option.  
 Steel insert color matches screen back color.

**Application Notes**

Privacy screen attaches to underside of any standard worksurface.  
 Privacy screens are actual width.  
 Cantilevers are color matched and each include a knockout with cover to provide horizontal management of cables.  
 42" horizon screen provides approximately 13 1/4" of privacy above worksurface height and 10" of modesty coverage below worksurface height.

**Wire Management Trough**  
 Each screen includes a steel trough that sits between the cantilevers to support and/or conceal excess wires.

Dividends Horizon  
*Universal Privacy Screen, steel*  
*42" h horizon with 17" modesty*

description	w	d	h	pattern no.	P1	P2	P3
Universal privacy screen, steel 42" h horizon with 17" modesty 	24"	1"	31 7/8"	<b>D1PS42T24S</b>	\$508.	\$581.	\$606.
	30"	1"	31 7/8"	<b>D1PS42T30S</b>	523.	598.	624.
	36"	1"	31 7/8"	<b>D1PS42T36S</b>	550.	629.	655.
	42"	1"	31 7/8"	<b>D1PS42T42S</b>	565.	647.	675.
	48"	1"	31 7/8"	<b>D1PS42T48S</b>	585.	670.	697.
	54"	1"	31 7/8"	<b>D1PS42T54S</b>	612.	701.	730.
	60"	1"	31 7/8"	<b>D1PS42T60S</b>	666.	764.	796.

**Order Code**

Example:  
 \_\_\_\_\_  
 \_\_\_\_\_  
 \_\_\_\_\_  
 \_\_\_\_\_  
 \_\_\_\_\_  
 \_\_\_\_\_

**Specification Information**

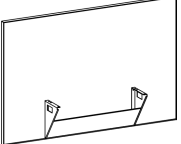
Pricing listed is for textured paint.  
 Add \$35 to the list prices above for smooth paint finish option.  
 Steel insert color matches screen back color.

**Application Notes**

Privacy screen attaches to underside of any standard worksurface.  
 Privacy screens are actual width.  
 Cantilevers are color matched and each include a knockout with cover to provide horizontal management of cables.  
 42" horizon screen provides approximately 13 1/4" of privacy above worksurface height and 17" of modesty coverage below worksurface height.

**Wire Management Trough**  
 Each screen includes a steel trough that sits between the cantilevers to support and/or conceal excess wires.

Dividends Horizon  
*Universal Privacy Screen, steel*  
*50" h horizon with 10" modesty*

description	w	d	h	pattern no.	P1	P2	P3
Universal privacy screen, steel 50" h horizon with 10" modesty 	24"	1"	31 <sup>7</sup> / <sub>8</sub> "	<b>D1PS5024S</b>	\$508.	\$581.	\$606.
	30"	1"	31 <sup>7</sup> / <sub>8</sub> "	<b>D1PS5030S</b>	523.	598.	624.
	36"	1"	31 <sup>7</sup> / <sub>8</sub> "	<b>D1PS5036S</b>	550.	629.	655.
	42"	1"	31 <sup>7</sup> / <sub>8</sub> "	<b>D1PS5042S</b>	565.	647.	675.
	48"	1"	31 <sup>7</sup> / <sub>8</sub> "	<b>D1PS5048S</b>	585.	670.	697.
	54"	1"	31 <sup>7</sup> / <sub>8</sub> "	<b>D1PS5054S</b>	612.	701.	730.
	60"	1"	31 <sup>7</sup> / <sub>8</sub> "	<b>D1PS5060S</b>	666.	764.	796.

**Order Code**

**Specification Information**

**Application Notes**

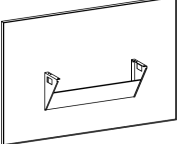
Example:  
 \_\_\_\_\_  
 \_\_\_\_\_  
 \_\_\_\_\_  
 \_\_\_\_\_  
 \_\_\_\_\_  
 \_\_\_\_\_

Pricing listed is for textured paint.  
 Add \$35 to the list prices above for smooth paint finish option.  
 Steel insert color matches screen back color.

Privacy screen attaches to underside of any standard worksurface.  
 Privacy screens are actual width.  
 Cantilevers are color matched and each include a knockout with cover to provide horizontal management of cables.  
 50" horizon screen provides approximately 17<sup>1</sup>/<sub>2</sub>" of privacy above worksurface height and 10" of modesty coverage below worksurface height.

**Wire Management Trough**  
 Each screen includes a steel trough that sits between the cantilevers to support and/or conceal excess wires.

Dividends Horizon  
*Universal Privacy Screen, fabric*  
*42" h horizon with 17" modesty*

description	w	d	h	pattern no.	10	15	20	25	30	35	40	45
Universal privacy screen, fabric 42" h horizon with 17" modesty 	24"	1"	31 7/8"	<b>D1PS42T24F</b>	\$479.	\$492.	\$516.	\$525.	\$539.	\$548.	\$557.	\$571.
	30"	1"	31 7/8"	<b>D1PS42T30F</b>	493.	508.	531.	541.	555.	564.	574.	588.
	36"	1"	31 7/8"	<b>D1PS42T36F</b>	533.	548.	574.	584.	599.	610.	619.	634.
	42"	1"	31 7/8"	<b>D1PS42T42F</b>	544.	559.	586.	596.	612.	622.	632.	649.
	48"	1"	31 7/8"	<b>D1PS42T48F</b>	559.	576.	603.	613.	629.	640.	651.	667.
	54"	1"	31 7/8"	<b>D1PS42T54F</b>	575.	591.	619.	630.	647.	658.	668.	686.
	60"	1"	31 7/8"	<b>D1PS42T60F</b>	592.	610.	638.	650.	666.	678.	689.	707.

**Order Code**

Example:  
 \_\_\_\_\_  
 \_\_\_\_\_  
 \_\_\_\_\_  
 \_\_\_\_\_  
 \_\_\_\_\_  
 \_\_\_\_\_  
 \_\_\_\_\_

**Speciication Information**

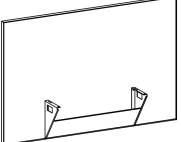
Pricing listed is for textured paint.  
 Add \$35 to the list prices above for smooth paint finish option.

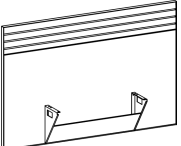
**Application Notes**

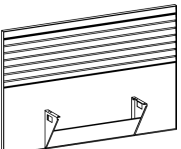
Privacy screen attaches to underside of any standard worksurface.  
 Privacy screens are actual width.  
 Cantilevers are color matched and each include a knockout with cover to provide horizontal management of cables.  
 42" horizon screen provides approximately 13 1/4" of privacy above worksurface height and 17" of modesty coverage below worksurface height.

**Wire Management Trough**  
 Each screen includes a steel trough that sits between the cantilevers to support and/or conceal excess wires.

*Universal Privacy Screen, fabric and fabric w/7" or 14" slatwall  
50"h horizon with 10" modesty*

description	w	d	h	pattern no.	10	15	20	25	30	35	40	45
Universal privacy screen, fabric 50"h horizon with 10" modesty 	24"	1"	31 <sup>7</sup> / <sub>8</sub> "	<b>D1PS5024F</b>	\$479.	\$492.	\$516.	\$525.	\$539.	\$548.	\$557.	\$571.
	30"	1"	31 <sup>7</sup> / <sub>8</sub> "	<b>D1PS5030F</b>	493.	508.	531.	541.	555.	564.	574.	588.
	36"	1"	31 <sup>7</sup> / <sub>8</sub> "	<b>D1PS5036F</b>	533.	548.	574.	584.	599.	610.	619.	634.
	42"	1"	31 <sup>7</sup> / <sub>8</sub> "	<b>D1PS5042F</b>	544.	559.	586.	596.	612.	622.	632.	649.
	48"	1"	31 <sup>7</sup> / <sub>8</sub> "	<b>D1PS5048F</b>	559.	576.	603.	613.	629.	640.	651.	667.
	54"	1"	31 <sup>7</sup> / <sub>8</sub> "	<b>D1PS5054F</b>	575.	591.	619.	630.	647.	658.	668.	686.
	60"	1"	31 <sup>7</sup> / <sub>8</sub> "	<b>D1PS5060F</b>	592.	610.	638.	650.	666.	678.	689.	707.

Universal privacy screen, fabric w/7" slatwall 50"h horizon with 10" modesty 	24"	1"	31 <sup>7</sup> / <sub>8</sub> "	<b>D1PS5024W1</b>	576.	592.	620.	631.	648.	659.	671.	687.
	30"	1"	31 <sup>7</sup> / <sub>8</sub> "	<b>D1PS5030W1</b>	631.	650.	680.	692.	711.	723.	735.	754.
	36"	1"	31 <sup>7</sup> / <sub>8</sub> "	<b>D1PS5036W1</b>	679.	698.	731.	745.	764.	778.	791.	811.
	42"	1"	31 <sup>7</sup> / <sub>8</sub> "	<b>D1PS5042W1</b>	731.	753.	788.	802.	824.	838.	852.	873.
	48"	1"	31 <sup>7</sup> / <sub>8</sub> "	<b>D1PS5048W1</b>	759.	782.	818.	833.	855.	870.	885.	906.
	54"	1"	31 <sup>7</sup> / <sub>8</sub> "	<b>D1PS5054W1</b>	845.	869.	911.	927.	952.	968.	985.	1,009.
	60"	1"	31 <sup>7</sup> / <sub>8</sub> "	<b>D1PS5060W1</b>	876.	901.	943.	961.	987.	1,004.	1,021.	1,046.

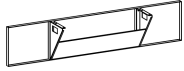
Universal privacy screen, fabric w/14" slatwall 50"h horizon with 10" modesty 	24"	1"	31 <sup>7</sup> / <sub>8</sub> "	<b>D1PS5024W2</b>	681.	700.	733.	747.	766.	780.	793.	813.
	30"	1"	31 <sup>7</sup> / <sub>8</sub> "	<b>D1PS5030W2</b>	775.	797.	835.	850.	872.	888.	902.	925.
	36"	1"	31 <sup>7</sup> / <sub>8</sub> "	<b>D1PS5036W2</b>	827.	851.	892.	907.	932.	948.	964.	989.
	42"	1"	31 <sup>7</sup> / <sub>8</sub> "	<b>D1PS5042W2</b>	918.	945.	990.	1,007.	1,034.	1,053.	1,070.	1,097.
	48"	1"	31 <sup>7</sup> / <sub>8</sub> "	<b>D1PS5048W2</b>	957.	985.	1,032.	1,051.	1,078.	1,097.	1,117.	1,144.
	54"	1"	31 <sup>7</sup> / <sub>8</sub> "	<b>D1PS5054W2</b>	1,111.	1,144.	1,199.	1,221.	1,254.	1,275.	1,297.	1,330.
	60"	1"	31 <sup>7</sup> / <sub>8</sub> "	<b>D1PS5060W2</b>	1,155.	1,189.	1,245.	1,268.	1,302.	1,325.	1,347.	1,381.

Order Code	Specification Information	Application Notes
Example: <hr/> <hr/> <hr/> <hr/> <hr/> <hr/> <hr/>	Pricing listed is for textured paint.  Add \$35 to the list prices above for smooth paint finish option.  Slatwall color matches screen back color.	<b>Wire Management Trough</b> Each screen includes a steel trough that sits between the cantilevers to support and/or conceal excess wires.  Privacy screens are actual width.  Cantilevers are color matched and each include a knockout with cover to provide horizontal management of cables.  50" horizon screen provides approximately 17 1/2" of privacy above worksurface height and 10" of modesty coverage below worksurface height.



Template  
*Universal Modesty Panel, steel*  
 10" h

description	w	d	h	pattern no.	P1	P2	P3
10" h Universal modesty panel	24"	1"	10"	<b>B1PS1024S</b>	\$227.	\$256.	\$266.
Under worksurface mount	30"	1"	10"	<b>B1PS1030S</b>	234.	264.	274.
	36"	1"	10"	<b>B1PS1036S</b>	236.	266.	277.
	42"	1"	10"	<b>B1PS1042S</b>	239.	271.	281.
	48"	1"	10"	<b>B1PS1048S</b>	247.	280.	290.
	54"	1"	10"	<b>B1PS1054S</b>	264.	297.	309.
	60"	1"	10"	<b>B1PS1060S</b>	285.	324.	337.



**Order Code**

Example:  
 \_\_\_\_\_  
 \_\_\_\_\_  
 \_\_\_\_\_  
 \_\_\_\_\_  
 \_\_\_\_\_  
 \_\_\_\_\_

**Specification Information**

Pricing listed is for textured paint.  
 Add \$35 to the list prices above for smooth paint finish option.

**Application Notes**

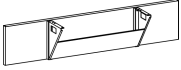
Modesty panel attaches to underside of any standard worksurface.  
 Modesty panels are actual width.  
 Cantilevers are color matched and each include a knockout with cover to provide horizontal management of cables.

**Wire Management Trough**  
 Each screen includes a steel trough that sits between the cantilevers to support and/or conceal excess wires.

# Template

## *Universal Modesty Panel, fabric*

### *10" h*

description	w	d	h	pattern no.	10	15	20	25	30	35	40	45
10" h Universal modesty panel Under worksurface mount 	24"	1"	10"	<b>B1PS1024F</b>	\$391.	\$403.	\$420.	\$427.	\$439.	\$446.	\$453.	\$464.
	30"	1"	10"	<b>B1PS1030F</b>	400.	411.	430.	437.	448.	455.	462.	474.
	36"	1"	10"	<b>B1PS1036F</b>	412.	423.	443.	450.	461.	470.	477.	488.
	42"	1"	10"	<b>B1PS1042F</b>	422.	434.	453.	461.	474.	481.	489.	501.
	48"	1"	10"	<b>B1PS1048F</b>	434.	446.	466.	474.	486.	494.	503.	514.
	54"	1"	10"	<b>B1PS1054F</b>	436.	448.	469.	476.	488.	496.	505.	517.
	60"	1"	10"	<b>B1PS1060F</b>	478.	491.	514.	523.	537.	545.	554.	568.

#### Order Code

Example:  
 \_\_\_\_\_  
 \_\_\_\_\_  
 \_\_\_\_\_  
 \_\_\_\_\_  
 \_\_\_\_\_  
 \_\_\_\_\_  
 \_\_\_\_\_

#### Specification Information

Modesty panel attaches to underside of any standard worksurface.

Modesty panels are actual width.

Cantilevers are color matched and each include a knockout with cover to provide horizontal management of cables.

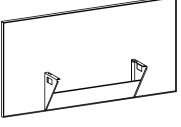
#### Application Notes

**Wire Management Trough**  
 Each screen includes a steel trough that sits between the cantilevers to support and/or conceal excess wires.

# Template

## Universal Privacy Screen, steel

### 42" h horizon with 10" modesty

description	w	d	h	pattern no.	P1	P2	P3
Universal privacy screen, steel 42" h horizon with 10" modesty 	24"	1"	24 1/2"	<b>B1PS4224S</b>	\$491.	\$562.	\$586.
	30"	1"	24 1/2"	<b>B1PS4230S</b>	502.	574.	598.
	36"	1"	24 1/2"	<b>B1PS4236S</b>	519.	594.	619.
	42"	1"	24 1/2"	<b>B1PS4242S</b>	526.	602.	627.
	48"	1"	24 1/2"	<b>B1PS4248S</b>	561.	643.	670.
	54"	1"	24 1/2"	<b>B1PS4254S</b>	588.	673.	701.
	60"	1"	24 1/2"	<b>B1PS4260S</b>	640.	732.	763.

**Order Code**

Example:  
 \_\_\_\_\_  
 \_\_\_\_\_  
 \_\_\_\_\_  
 \_\_\_\_\_  
 \_\_\_\_\_  
 \_\_\_\_\_

**Specification Information**

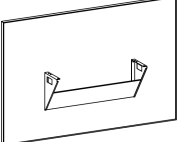
Pricing listed is for textured paint.  
 Add \$35 to the list prices above for smooth paint finish option.  
 Steel insert color matches screen back color.

**Application Notes**

Privacy screen attaches to underside of any standard worksurface.  
 Privacy screens are actual width.  
 Cantilevers are color matched and each include a knockout with cover to provide horizontal management of cables.  
 42" horizon screen provides approximately 13 1/4" of privacy above worksurface height and 10" of modesty coverage below worksurface height.

**Wire Management Trough**  
 Each screen includes a steel trough that sits between the cantilevers to support and/or conceal excess wires.

Template  
*Universal Privacy Screen, steel*  
*42" h horizon with 17" modesty*

description	w	d	h	pattern no.	P1	P2	P3
Universal privacy screen, steel 42" h horizon with 17" modesty 	24"	1"	31 7/8"	<b>B1PS42T24S</b>	\$508.	\$581.	\$606.
	30"	1"	31 7/8"	<b>B1PS42T30S</b>	523.	598.	624.
	36"	1"	31 7/8"	<b>B1PS42T36S</b>	550.	629.	655.
	42"	1"	31 7/8"	<b>B1PS42T42S</b>	565.	647.	675.
	48"	1"	31 7/8"	<b>B1PS42T48S</b>	585.	670.	697.
	54"	1"	31 7/8"	<b>B1PS42T54S</b>	612.	701.	730.
	60"	1"	31 7/8"	<b>B1PS42T60S</b>	666.	764.	796.

**Order Code**

**Specification Information**

**Application Notes**

Example:  
 \_\_\_\_\_  
 \_\_\_\_\_  
 \_\_\_\_\_  
 \_\_\_\_\_  
 \_\_\_\_\_  
 \_\_\_\_\_

Pricing listed is for textured paint.  
 Add \$35 to the list prices above for smooth paint finish option.  
 Steel insert color matches screen back color.

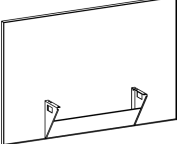
Privacy screen attaches to underside of any standard worksurface.  
 Privacy screens are actual width.  
 Cantilevers are color matched and each include a knockout with cover to provide horizontal management of cables.  
 42" horizon screen provides approximately 13 1/4" of privacy above worksurface height and 17" of modesty coverage below worksurface height.

**Wire Management Trough**  
 Each screen includes a steel trough that sits between the cantilevers to support and/or conceal excess wires.

# Template

## Universal Privacy Screen, steel

### 50" h horizon with 10" modesty

description	w	d	h	pattern no.	P1	P2	P3
Universal privacy screen, steel 50" h horizon with 10" modesty 	24"	1"	31 <sup>7</sup> / <sub>8</sub> "	<b>B1PS5024S</b>	\$508.	\$581.	\$606.
	30"	1"	31 <sup>7</sup> / <sub>8</sub> "	<b>B1PS5030S</b>	523.	598.	624.
	36"	1"	31 <sup>7</sup> / <sub>8</sub> "	<b>B1PS5036S</b>	550.	629.	655.
	42"	1"	31 <sup>7</sup> / <sub>8</sub> "	<b>B1PS5042S</b>	565.	647.	675.
	48"	1"	31 <sup>7</sup> / <sub>8</sub> "	<b>B1PS5048S</b>	585.	670.	697.
	54"	1"	31 <sup>7</sup> / <sub>8</sub> "	<b>B1PS5054S</b>	612.	701.	730.
	60"	1"	31 <sup>7</sup> / <sub>8</sub> "	<b>B1PS5060S</b>	666.	764.	796.

#### Order Code

Example:  
 \_\_\_\_\_  
 \_\_\_\_\_  
 \_\_\_\_\_  
 \_\_\_\_\_  
 \_\_\_\_\_  
 \_\_\_\_\_

#### Specification Information

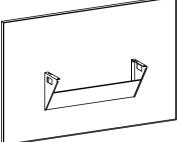
Pricing listed is for textured paint.  
 Add \$35 to the list prices above for smooth paint finish option.  
 Steel insert color matches screen back color.

#### Application Notes

Privacy screen attaches to underside of any standard worksurface.  
 Privacy screens are actual width.  
 Cantilevers are color matched and each include a knockout with cover to provide horizontal management of cables.  
 50" horizon screen provides approximately 17<sup>1</sup>/<sub>2</sub>" of privacy above worksurface height and 10" of modesty coverage below worksurface height.

**Wire Management Trough**  
 Each screen includes a steel trough that sits between the cantilevers to support and/or conceal excess wires.

Template  
*Universal Privacy Screen, fabric*  
*42" h horizon with 17" modesty*

description	w	d	h	pattern no.	10	15	20	25	30	35	40	45
Universal privacy screen, fabric 42" h horizon with 17" modesty 	24"	1"	31 7/8"	<b>B1PS42T24F</b>	\$479.	\$492.	\$516.	\$525.	\$539.	\$548.	\$557.	\$571.
	30"	1"	31 7/8"	<b>B1PS42T30F</b>	493.	508.	531.	541.	555.	564.	574.	588.
	36"	1"	31 7/8"	<b>B1PS42T36F</b>	533.	548.	574.	584.	599.	610.	619.	634.
	42"	1"	31 7/8"	<b>B1PS42T42F</b>	544.	559.	586.	596.	612.	622.	632.	649.
	48"	1"	31 7/8"	<b>B1PS42T48F</b>	559.	576.	603.	613.	629.	640.	651.	667.
	54"	1"	31 7/8"	<b>B1PS42T54F</b>	575.	591.	619.	630.	647.	658.	668.	686.
	60"	1"	31 7/8"	<b>B1PS42T60F</b>	592.	610.	638.	650.	666.	678.	689.	707.

**Order Code**

Example:  
 \_\_\_\_\_  
 \_\_\_\_\_  
 \_\_\_\_\_  
 \_\_\_\_\_  
 \_\_\_\_\_  
 \_\_\_\_\_  
 \_\_\_\_\_

**Specification Information**

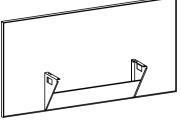
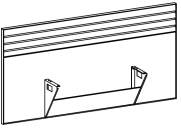
Pricing listed is for textured paint.  
 Add \$35 to the list prices above for smooth paint finish option.

**Application Notes**

Privacy screen attaches to underside of any standard worksurface.  
 Privacy screens are actual width.  
 Cantilevers are color matched and each include a knockout with cover to provide horizontal management of cables.  
 42" horizon screen provides approximately 13 1/4" of privacy above worksurface height and 17" of modesty coverage below worksurface height.

**Wire Management Trough**  
 Each screen includes a steel trough that sits between the cantilevers to support and/or conceal excess wires.

*Universal Privacy Screen, fabric and fabric w/7" or 14" slatwall  
42" h horizon with 10" modesty*

description	w	d	h	pattern no.	10	15	20	25	30	35	40	45
Universal privacy screen, fabric 42" h horizon with 10" modesty 	24"	1"	24 1/2"	<b>B1PS4224F</b>	\$457.	\$471.	\$492.	\$501.	\$514.	\$523.	\$531.	\$545.
	30"	1"	24 1/2"	<b>B1PS4230F</b>	473.	486.	509.	518.	531.	541.	550.	563.
	36"	1"	24 1/2"	<b>B1PS4236F</b>	501.	515.	539.	549.	563.	573.	582.	596.
	42"	1"	24 1/2"	<b>B1PS4242F</b>	508.	522.	547.	556.	571.	581.	590.	606.
	48"	1"	24 1/2"	<b>B1PS4248F</b>	520.	536.	560.	571.	585.	595.	605.	620.
	54"	1"	24 1/2"	<b>B1PS4254F</b>	533.	548.	574.	584.	599.	610.	619.	634.
	60"	1"	24 1/2"	<b>B1PS4260F</b>	548.	563.	590.	600.	617.	627.	638.	653.
Universal privacy screen, fabric w/7" slatwall 42" h horizon with 10" modesty 	24"	1"	24 1/2"	<b>B1PS4224W1</b>	554.	571.	596.	608.	623.	634.	645.	661.
	30"	1"	24 1/2"	<b>B1PS4230W1</b>	608.	625.	655.	666.	684.	696.	708.	725.
	36"	1"	24 1/2"	<b>B1PS4236W1</b>	647.	665.	697.	710.	728.	741.	753.	773.
	42"	1"	24 1/2"	<b>B1PS4242W1</b>	695.	716.	749.	763.	783.	796.	810.	830.
	48"	1"	24 1/2"	<b>B1PS4248W1</b>	720.	741.	776.	790.	811.	825.	838.	860.
	54"	1"	24 1/2"	<b>B1PS4254W1</b>	801.	825.	864.	880.	903.	919.	934.	958.
	60"	1"	24 1/2"	<b>B1PS4260W1</b>	830.	855.	895.	912.	935.	952.	968.	992.

**Order Code**

Example:  
 \_\_\_\_\_  
 \_\_\_\_\_  
 \_\_\_\_\_  
 \_\_\_\_\_  
 \_\_\_\_\_  
 \_\_\_\_\_  
 \_\_\_\_\_

**Specification Information**

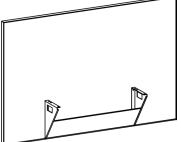
Pricing listed is for textured paint.  
 Add \$35 to the list prices above for smooth paint finish option.  
 Slatwall color matches screen back color.

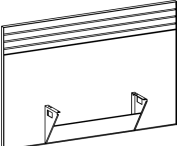
**Application Notes**

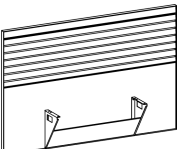
Privacy screen attaches to underside of any standard worksurface.  
 Privacy screens are actual width.  
 Cantilevers are color matched and each include a knockout with cover to provide horizontal management of cables.  
 42" horizon screen provides approximately 13 1/4" of privacy above worksurface height and 10" of modesty coverage below worksurface height.

**Wire Management Trough**  
 Each screen includes a steel trough that sits between the cantilevers to support and/or conceal excess wires.

*Universal Privacy Screen, fabric and fabric w/7" or 14" slatwall  
50"h horizon with 10" modesty*

description	w	d	h	pattern no.	10	15	20	25	30	35	40	45
Universal privacy screen, fabric 50"h horizon with 10" modesty 	24"	1"	31 <sup>7</sup> / <sub>8</sub> "	<b>B1PS5024F</b>	\$479.	\$492.	\$516.	\$525.	\$539.	\$548.	\$557.	\$571.
	30"	1"	31 <sup>7</sup> / <sub>8</sub> "	<b>B1PS5030F</b>	493.	508.	531.	541.	555.	564.	574.	588.
	36"	1"	31 <sup>7</sup> / <sub>8</sub> "	<b>B1PS5036F</b>	533.	548.	574.	584.	599.	610.	619.	634.
	42"	1"	31 <sup>7</sup> / <sub>8</sub> "	<b>B1PS5042F</b>	544.	559.	586.	596.	612.	622.	632.	649.
	48"	1"	31 <sup>7</sup> / <sub>8</sub> "	<b>B1PS5048F</b>	559.	576.	603.	613.	629.	640.	651.	667.
	54"	1"	31 <sup>7</sup> / <sub>8</sub> "	<b>B1PS5054F</b>	575.	591.	619.	630.	647.	658.	668.	686.
	60"	1"	31 <sup>7</sup> / <sub>8</sub> "	<b>B1PS5060F</b>	592.	610.	638.	650.	666.	678.	689.	707.

Universal privacy screen, fabric w/7" slatwall 50"h horizon with 10" modesty 	24"	1"	31 <sup>7</sup> / <sub>8</sub> "	<b>B1PS5024W1</b>	576.	592.	620.	631.	648.	659.	671.	687.
	30"	1"	31 <sup>7</sup> / <sub>8</sub> "	<b>B1PS5030W1</b>	631.	650.	680.	692.	711.	723.	735.	754.
	36"	1"	31 <sup>7</sup> / <sub>8</sub> "	<b>B1PS5036W1</b>	679.	698.	731.	745.	764.	778.	791.	811.
	42"	1"	31 <sup>7</sup> / <sub>8</sub> "	<b>B1PS5042W1</b>	731.	753.	788.	802.	824.	838.	852.	873.
	48"	1"	31 <sup>7</sup> / <sub>8</sub> "	<b>B1PS5048W1</b>	759.	782.	818.	833.	855.	870.	885.	906.
	54"	1"	31 <sup>7</sup> / <sub>8</sub> "	<b>B1PS5054W1</b>	845.	869.	911.	927.	952.	968.	985.	1,009.
	60"	1"	31 <sup>7</sup> / <sub>8</sub> "	<b>B1PS5060W1</b>	876.	901.	943.	961.	987.	1,004.	1,021.	1,046.

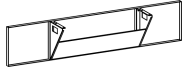
Universal privacy screen, fabric w/14" slatwall 50"h horizon with 10" modesty 	24"	1"	31 <sup>7</sup> / <sub>8</sub> "	<b>B1PS5024W2</b>	681.	700.	733.	747.	766.	780.	793.	813.
	30"	1"	31 <sup>7</sup> / <sub>8</sub> "	<b>B1PS5030W2</b>	775.	797.	835.	850.	872.	888.	902.	925.
	36"	1"	31 <sup>7</sup> / <sub>8</sub> "	<b>B1PS5036W2</b>	827.	851.	892.	907.	932.	948.	964.	989.
	42"	1"	31 <sup>7</sup> / <sub>8</sub> "	<b>B1PS5042W2</b>	918.	945.	990.	1,007.	1,034.	1,053.	1,070.	1,097.
	48"	1"	31 <sup>7</sup> / <sub>8</sub> "	<b>B1PS5048W2</b>	957.	985.	1,032.	1,051.	1,078.	1,097.	1,117.	1,144.
	54"	1"	31 <sup>7</sup> / <sub>8</sub> "	<b>B1PS5054W2</b>	1,111.	1,144.	1,199.	1,221.	1,254.	1,275.	1,297.	1,330.
	60"	1"	31 <sup>7</sup> / <sub>8</sub> "	<b>B1PS5060W2</b>	1,155.	1,189.	1,245.	1,268.	1,302.	1,325.	1,347.	1,381.

Order Code	Specification Information	Application Notes
Example: <hr/> <hr/> <hr/> <hr/> <hr/> <hr/> <hr/>	Pricing listed is for textured paint.  Add \$35 to the list prices above for smooth paint finish option.  Slatwall color matches screen back color.	<b>Wire Management Trough</b> Each screen includes a steel trough that sits between the cantilevers to support and/or conceal excess wires.  Privacy screens are actual width.  Cantilevers are color matched and each include a knockout with cover to provide horizontal management of cables.  50" horizon screen provides approximately 17 1/2" of privacy above worksurface height and 10" of modesty coverage below worksurface height.



Reff / AutoStrada  
 Universal Modesty Panel, steel  
 10"h

description	w	d	h	pattern no.	P1	P2	P3
10"h Universal modesty panel	24"	1"	10"	<b>R1PS1024S</b>	\$227.	\$256.	\$266.
Under worksurface mount	30"	1"	10"	<b>R1PS1030S</b>	234.	264.	274.
	36"	1"	10"	<b>R1PS1036S</b>	236.	266.	277.
	42"	1"	10"	<b>R1PS1042S</b>	239.	271.	281.
	48"	1"	10"	<b>R1PS1048S</b>	247.	280.	290.
	54"	1"	10"	<b>R1PS1054S</b>	264.	297.	309.
	60"	1"	10"	<b>R1PS1060S</b>	285.	324.	337.



**Order Code**

Example:  
 \_\_\_\_\_  
 \_\_\_\_\_  
 \_\_\_\_\_  
 \_\_\_\_\_  
 \_\_\_\_\_  
 \_\_\_\_\_  
 \_\_\_\_\_

**Specification Information**

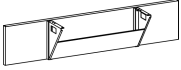
Pricing listed is for textured paint.  
 Add \$35 to the list prices above for smooth paint finish option.

**Application Notes**

Modesty panel attaches to underside of any standard worksurface.  
 Modesty panels are actual width.  
 Cantilevers are color matched and each include a knockout with cover to provide horizontal management of cables.

**Wire Management Trough**  
 Each screen includes a steel trough that sits between the cantilevers to support and/or conceal excess wires.

Reff / AutoStrada  
*Universal Modesty Panel. fabric*  
 10" h

description	w	d	h	pattern no.	10	15	20	25	30	35	40	45
10" h Universal modesty panel Under worksurface mount 	24"	1"	10"	<b>R1PS1024F</b>	\$391.	\$403.	\$420.	\$427.	\$439.	\$446.	\$453.	\$464.
	30"	1"	10"	<b>R1PS1030F</b>	400.	411.	430.	437.	448.	455.	462.	474.
	36"	1"	10"	<b>R1PS1036F</b>	412.	423.	443.	450.	461.	470.	477.	488.
	42"	1"	10"	<b>R1PS1042F</b>	422.	434.	453.	461.	474.	481.	489.	501.
	48"	1"	10"	<b>R1PS1048F</b>	434.	446.	466.	474.	486.	494.	503.	514.
	54"	1"	10"	<b>R1PS1054F</b>	436.	448.	469.	476.	488.	496.	505.	517.
	60"	1"	10"	<b>R1PS1060F</b>	478.	491.	514.	523.	537.	545.	554.	568.

**Order Code**

**Specification Information**

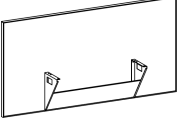
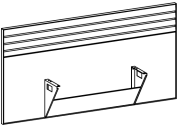
**Application Notes**

Example:  
 \_\_\_\_\_  
 \_\_\_\_\_  
 \_\_\_\_\_  
 \_\_\_\_\_  
 \_\_\_\_\_  
 \_\_\_\_\_  
 \_\_\_\_\_

Modesty panel attaches to underside of any standard worksurface.  
 Modesty panels are actual width.  
 Cantilevers are color matched and each include a knockout with cover to provide horizontal management of cables.

**Wire Management Trough**  
 Each screen includes a steel trough that sits between the cantilevers to support and/or conceal excess wires.

*Universal Privacy Screen, fabric and fabric w/7" slatwall  
42" h horizon with 10" modesty*

description	w	d	h	pattern no.	10	15	20	25	30	35	40	45
Universal privacy screen, fabric 42" h horizon with 10" modesty 	24"	1"	24 1/2"	<b>R1PS4224F</b>	\$457.	\$471.	\$492.	\$501.	\$514.	\$523.	\$531.	\$545.
	30"	1"	24 1/2"	<b>R1PS4230F</b>	473.	486.	509.	518.	531.	541.	550.	563.
	36"	1"	24 1/2"	<b>R1PS4236F</b>	501.	515.	539.	549.	563.	573.	582.	596.
	42"	1"	24 1/2"	<b>R1PS4242F</b>	508.	522.	547.	556.	571.	581.	590.	606.
	48"	1"	24 1/2"	<b>R1PS4248F</b>	520.	536.	560.	571.	585.	595.	605.	620.
	54"	1"	24 1/2"	<b>R1PS4254F</b>	533.	548.	574.	584.	599.	610.	619.	634.
Universal privacy screen, fabric w/7" slatwall 42" h horizon with 10" modesty 	24"	1"	24 1/2"	<b>R1PS4224W1</b>	554.	571.	596.	608.	623.	634.	645.	661.
	30"	1"	24 1/2"	<b>R1PS4230W1</b>	608.	625.	655.	666.	684.	696.	708.	725.
	36"	1"	24 1/2"	<b>R1PS4236W1</b>	647.	665.	697.	710.	728.	741.	753.	773.
	42"	1"	24 1/2"	<b>R1PS4242W1</b>	695.	716.	749.	763.	783.	796.	810.	830.
	48"	1"	24 1/2"	<b>R1PS4248W1</b>	720.	741.	776.	790.	811.	825.	838.	860.
	54"	1"	24 1/2"	<b>R1PS4254W1</b>	801.	825.	864.	880.	903.	919.	934.	958.
60"	1"	24 1/2"	<b>R1PS4260W1</b>	830.	855.	895.	912.	935.	952.	968.	992.	

**Order Code**

Example:  
 \_\_\_\_\_  
 \_\_\_\_\_  
 \_\_\_\_\_  
 \_\_\_\_\_  
 \_\_\_\_\_  
 \_\_\_\_\_

**Specification Information**

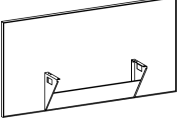
Pricing listed is for textured paint.  
 Add \$35 to the list prices above for smooth paint finish option.  
 Slatwall color matches screen back color.

**Application Notes**

Privacy screen attaches to underside of any standard worksurface.  
 Privacy screens are actual width.  
 Cantilevers are color matched and each include a knockout with cover to provide horizontal management of cables.  
 42" horizon screen provides approximately 13 1/4" of privacy above worksurface height and 10" of modesty coverage below worksurface height.

**Wire Management Trough**  
 Each screen includes a steel trough that sits between the cantilevers to support and/or conceal excess wires.

Reff / AutoStrada  
 Universal Privacy Screen, steel  
 42" h horizon with 10" modesty

description	w	d	h	pattern no.	P1	P2	P3
Universal privacy screen, steel 42" h horizon with 10" modesty 	24"	1"	24 1/2"	<b>R1PS4224S</b>	\$491.	\$562.	\$586.
	30"	1"	24 1/2"	<b>R1PS4230S</b>	502.	574.	598.
	36"	1"	24 1/2"	<b>R1PS4236S</b>	519.	594.	619.
	42"	1"	24 1/2"	<b>R1PS4242S</b>	526.	602.	627.
	48"	1"	24 1/2"	<b>R1PS4248S</b>	561.	643.	670.
	54"	1"	24 1/2"	<b>R1PS4254S</b>	588.	673.	701.
	60"	1"	24 1/2"	<b>R1PS4260S</b>	640.	732.	763.

**Order Code**

Example:  
 \_\_\_\_\_  
 \_\_\_\_\_  
 \_\_\_\_\_  
 \_\_\_\_\_  
 \_\_\_\_\_  
 \_\_\_\_\_

**Specification Information**

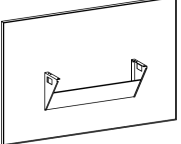
Pricing listed is for textured paint.  
 Add \$35 to the list prices above for smooth paint finish option.  
 Steel insert color matches screen back color.

**Application Notes**

Privacy screen attaches to underside of any standard worksurface.  
 Privacy screens are actual width.  
 Cantilevers are color matched and each include a knockout with cover to provide horizontal management of cables.  
 42" horizon screen provides approximately 13 1/4" of privacy above worksurface height and 10" of modesty coverage below worksurface height.

**Wire Management Trough**  
 Each screen includes a steel trough that sits between the cantilevers to support and/or conceal excess wires.

Reff / AutoStrada  
 Universal Privacy Screen, steel  
 42" h horizon with 17" modesty

description	w	d	h	pattern no.	P1	P2	P3
Universal privacy screen, steel 42" h horizon with 17" modesty 	24"	1"	31 7/8"	<b>R1PS42T24S</b>	\$508.	\$581.	\$606.
	30"	1"	31 7/8"	<b>R1PS42T30S</b>	523.	598.	624.
	36"	1"	31 7/8"	<b>R1PS42T36S</b>	550.	629.	655.
	42"	1"	31 7/8"	<b>R1PS42T42S</b>	565.	647.	675.
	48"	1"	31 7/8"	<b>R1PS42T48S</b>	585.	670.	697.
	54"	1"	31 7/8"	<b>R1PS42T54S</b>	612.	701.	730.
	60"	1"	31 7/8"	<b>R1PS42T60S</b>	666.	764.	796.

**Order Code**

Example:  
 \_\_\_\_\_  
 \_\_\_\_\_  
 \_\_\_\_\_  
 \_\_\_\_\_  
 \_\_\_\_\_  
 \_\_\_\_\_

**Specification Information**

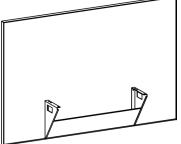
Pricing listed is for textured paint.  
 Add \$35 to the list prices above for smooth paint finish option.  
 Steel insert color matches screen back color.

**Application Notes**

Privacy screen attaches to underside of any standard worksurface.  
 Privacy screens are actual width.  
 Cantilevers are color matched and each include a knockout with cover to provide horizontal management of cables.  
 42" horizon screen provides approximately 13 1/4" of privacy above worksurface height and 17" of modesty coverage below worksurface height.

**Wire Management Trough**  
 Each screen includes a steel trough that sits between the cantilevers to support and/or conceal excess wires.

Reff / AutoStrada  
 Universal Privacy Screen, steel  
 49" h horizon with 10" modesty

description	w	d	h	pattern no.	P1	P2	P3
Universal privacy screen, steel 49" h horizon with 10" modesty 	24"	1"	24 1/2"	<b>R1PS4924S</b>	\$508.	\$581.	\$606.
	30"	1"	24 1/2"	<b>R1PS4930S</b>	523.	598.	624.
	36"	1"	24 1/2"	<b>R1PS4936S</b>	550.	629.	655.
	42"	1"	24 1/2"	<b>R1PS4942S</b>	565.	647.	675.
	48"	1"	24 1/2"	<b>R1PS4948S</b>	585.	670.	697.
	54"	1"	24 1/2"	<b>R1PS4954S</b>	612.	701.	730.
	60"	1"	24 1/2"	<b>R1PS4960S</b>	666.	764.	796.

**Order Code**

Example:  
 \_\_\_\_\_  
 \_\_\_\_\_  
 \_\_\_\_\_  
 \_\_\_\_\_  
 \_\_\_\_\_  
 \_\_\_\_\_

**Specification Information**

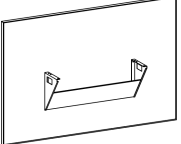
Pricing listed is for textured paint.  
 Add \$35 to the list prices above for smooth paint finish option.  
 Steel insert color matches screen back color.

**Application Notes**

Privacy screen attaches to underside of any standard worksurface.  
 Privacy screens are actual width.  
 Cantilevers are color matched and each include a knockout with cover to provide horizontal management of cables.  
 49" horizon screen provides approximately 17 1/2" of privacy above worksurface height and 10" of modesty coverage below worksurface height.

**Wire Management Trough**  
 Each screen includes a steel trough that sits between the cantilevers to support and/or conceal excess wires.

Reff / AutoStrada  
 Universal Privacy Screen, fabric  
 42" h horizon with 17" modesty

description	w	d	h	pattern no.	10	15	20	25	30	35	40	45
Universal privacy screen, fabric 42" h horizon with 17" modesty 	24"	1"	31 7/8"	<b>R1PS42T24F</b>	\$479.	\$492.	\$516.	\$525.	\$539.	\$548.	\$557.	\$571.
	30"	1"	31 7/8"	<b>R1PS42T30F</b>	493.	508.	531.	541.	555.	564.	574.	588.
	36"	1"	31 7/8"	<b>R1PS42T36F</b>	533.	548.	574.	584.	599.	610.	619.	634.
	42"	1"	31 7/8"	<b>R1PS42T42F</b>	544.	559.	586.	596.	612.	622.	632.	649.
	48"	1"	31 7/8"	<b>R1PS42T48F</b>	559.	576.	603.	613.	629.	640.	651.	667.
	54"	1"	31 7/8"	<b>R1PS42T54F</b>	575.	591.	619.	630.	647.	658.	668.	686.
	60"	1"	31 7/8"	<b>R1PS42T60F</b>	592.	610.	638.	650.	666.	678.	689.	707.

**Order Code**

Example:  
 \_\_\_\_\_  
 \_\_\_\_\_  
 \_\_\_\_\_  
 \_\_\_\_\_  
 \_\_\_\_\_  
 \_\_\_\_\_  
 \_\_\_\_\_

**Specification Information**

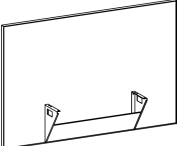
Pricing listed is for textured paint.  
 Add \$35 to the list prices above for smooth paint finish option.

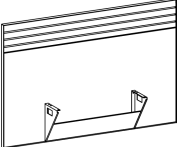
**Application Notes**

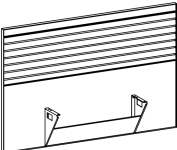
Privacy screen attaches to underside of any standard worksurface.  
 Privacy screens are actual width.  
 Cantilevers are color matched and each include a knockout with cover to provide horizontal management of cables.  
 42" horizon screen provides approximately 13 1/4" of privacy above worksurface height and 17" of modesty coverage below worksurface height.

**Wire Management Trough**  
 Each screen includes a steel trough that sits between the cantilevers to support and/or conceal excess wires.

*Universal Privacy Screen, fabric and fabric w/ 7" or 14" slatwall  
49"h horizon with 10" modesty*

description	w	d	h	pattern no.	10	15	20	25	30	35	40	45
Universal privacy screen, fabric 49"h horizon with 10" modesty 	24"	1"	31 <sup>7</sup> / <sub>8</sub> "	<b>R1PS4924F</b>	\$479.	\$492.	\$516.	\$525.	\$539.	\$548.	\$557.	\$571.
	30"	1"	31 <sup>7</sup> / <sub>8</sub> "	<b>R1PS4930F</b>	493.	508.	531.	541.	555.	564.	574.	588.
	36"	1"	31 <sup>7</sup> / <sub>8</sub> "	<b>R1PS4936F</b>	533.	548.	574.	584.	599.	610.	619.	634.
	42"	1"	31 <sup>7</sup> / <sub>8</sub> "	<b>R1PS4942F</b>	544.	559.	586.	596.	612.	622.	632.	649.
	48"	1"	31 <sup>7</sup> / <sub>8</sub> "	<b>R1PS4948F</b>	559.	576.	603.	613.	629.	640.	651.	667.
	54"	1"	31 <sup>7</sup> / <sub>8</sub> "	<b>R1PS4954F</b>	575.	591.	619.	630.	647.	658.	668.	686.
60"	1"	31 <sup>7</sup> / <sub>8</sub> "	<b>R1PS4960F</b>	592.	610.	638.	650.	666.	678.	689.	707.	

Universal privacy screen, fabric w/7" slatwall 49"h horizon with 10" modesty 	24"	1"	31 <sup>7</sup> / <sub>8</sub> "	<b>R1PS4924W1</b>	576.	592.	620.	631.	648.	659.	671.	687.
	30"	1"	31 <sup>7</sup> / <sub>8</sub> "	<b>R1PS4930W1</b>	631.	650.	680.	692.	711.	723.	735.	754.
	36"	1"	31 <sup>7</sup> / <sub>8</sub> "	<b>R1PS4936W1</b>	679.	698.	731.	745.	764.	778.	791.	811.
	42"	1"	31 <sup>7</sup> / <sub>8</sub> "	<b>R1PS4942W1</b>	731.	753.	788.	802.	824.	838.	852.	873.
	48"	1"	31 <sup>7</sup> / <sub>8</sub> "	<b>R1PS4948W1</b>	759.	782.	818.	833.	855.	870.	885.	906.
	54"	1"	31 <sup>7</sup> / <sub>8</sub> "	<b>R1PS4954W1</b>	845.	869.	911.	927.	952.	968.	985.	1,009.
60"	1"	31 <sup>7</sup> / <sub>8</sub> "	<b>R1PS4960W1</b>	876.	901.	943.	961.	987.	1,004.	1,021.	1,046.	

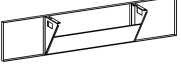
Universal privacy screen, fabric w/14" slatwall 49"h horizon with 10" modesty 	24"	1"	31 <sup>7</sup> / <sub>8</sub> "	<b>R1PS4924W2</b>	681.	700.	733.	747.	766.	780.	793.	813.
	30"	1"	31 <sup>7</sup> / <sub>8</sub> "	<b>R1PS4930W2</b>	775.	797.	835.	850.	872.	888.	902.	925.
	36"	1"	31 <sup>7</sup> / <sub>8</sub> "	<b>R1PS4936W2</b>	827.	851.	892.	907.	932.	948.	964.	989.
	42"	1"	31 <sup>7</sup> / <sub>8</sub> "	<b>R1PS4942W2</b>	918.	945.	990.	1,007.	1,034.	1,053.	1,070.	1,097.
	48"	1"	31 <sup>7</sup> / <sub>8</sub> "	<b>R1PS4948W2</b>	957.	985.	1,032.	1,051.	1,078.	1,097.	1,117.	1,144.
	54"	1"	31 <sup>7</sup> / <sub>8</sub> "	<b>R1PS4954W2</b>	1,111.	1,144.	1,199.	1,221.	1,254.	1,275.	1,297.	1,330.
60"	1"	31 <sup>7</sup> / <sub>8</sub> "	<b>R1PS4960W2</b>	1,155.	1,189.	1,245.	1,268.	1,302.	1,325.	1,347.	1,381.	

Order Code	Specification Information	Application Notes
Example: <hr/> <hr/> <hr/> <hr/> <hr/> <hr/> <hr/>	Pricing listed is for textured paint.  Add \$35 to the list prices above for smooth paint finish option.  Slatwall color matches screen back color.	<b>Wire Management Trough</b> Each screen includes a steel trough that sits between the cantilevers to support and/or conceal excess wires.  Privacy screens are actual width.  Cantilevers are color matched and each include a knockout with cover to provide horizontal management of cables.  49" horizon screen provides approximately 17 <sup>1</sup> / <sub>2</sub> " of privacy above worksurface height and 10" of modesty coverage below worksurface height.



Morrison / Currents  
*Universal Modesty Panel, steel*  
 10" h

Series 2 Storage

description	w	d	h	pattern no.	P1	P2	P3
10" h Universal modesty panel	24"	1"	10"	<b>A1PS1024S</b>	\$227.	\$256.	\$266.
Under worksurface mount	30"	1"	10"	<b>A1PS1030S</b>	234.	264.	274.
	36"	1"	10"	<b>A1PS1036S</b>	236.	266.	277.
	42"	1"	10"	<b>A1PS1042S</b>	239.	271.	281.
	48"	1"	10"	<b>A1PS1048S</b>	247.	280.	290.
	54"	1"	10"	<b>A1PS1054S</b>	264.	297.	309.
	60"	1"	10"	<b>A1PS1060S</b>	285.	324.	337.

**Order Code**

Example:  
 \_\_\_\_\_  
 \_\_\_\_\_  
 \_\_\_\_\_  
 \_\_\_\_\_  
 \_\_\_\_\_  
 \_\_\_\_\_

**Specification Information**

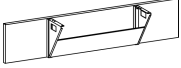
Pricing listed is for textured paint.  
 Add \$35 to the list prices above for smooth paint finish option.

**Application Notes**

Modesty panel attaches to underside of any standard worksurface.  
 Modesty panels are actual width.  
 Cantilevers are color matched and each include a knockout with cover to provide horizontal management of cables.

**Wire Management Trough**  
 Each screen includes a steel trough that sits between the cantilevers to support and/or conceal excess wires.

Morrison / Currents  
*Universal Modesty Panel, fabric*  
 10" h

description	w	d	h	pattern no.	10	15	20	25	30	35	40	45
10" h Universal modesty panel Under worksurface mount 	24"	1"	10"	<b>A1PS1024F</b>	\$391.	\$403.	\$420.	\$427.	\$439.	\$446.	\$453.	\$464.
	30"	1"	10"	<b>A1PS1030F</b>	400.	411.	430.	437.	448.	455.	462.	474.
	36"	1"	10"	<b>A1PS1036F</b>	412.	423.	443.	450.	461.	470.	477.	488.
	42"	1"	10"	<b>A1PS1042F</b>	422.	434.	453.	461.	474.	481.	489.	501.
	48"	1"	10"	<b>A1PS1048F</b>	434.	446.	466.	474.	486.	494.	503.	514.
	54"	1"	10"	<b>A1PS1054F</b>	436.	448.	469.	476.	488.	496.	505.	517.
	60"	1"	10"	<b>A1PS1060F</b>	478.	491.	514.	523.	537.	545.	554.	568.

**Order Code**

**Specification Information**

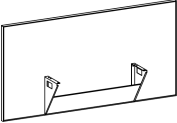
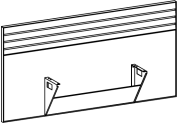
**Application Notes**

Example:  
 \_\_\_\_\_  
 \_\_\_\_\_  
 \_\_\_\_\_  
 \_\_\_\_\_  
 \_\_\_\_\_  
 \_\_\_\_\_  
 \_\_\_\_\_

Modesty panel attaches to underside of any standard worksurface.  
 Modesty panels are actual width.  
 Cantilevers are color matched and each include a knockout with cover to provide horizontal management of cables.

**Wire Management Trough**  
 Each screen includes a steel trough that sits between the cantilevers to support and/or conceal excess wires.

*Universal Privacy Screen, fabric and fabric w/7" slatwall  
42" h horizon with 10" modesty*

description	w	d	h	pattern no.	10	15	20	25	30	35	40	45
Universal privacy screen, fabric 42" h horizon with 10" modesty 	24"	1"	24 1/2"	<b>A1PS4224F</b>	\$457.	\$471.	\$492.	\$501.	\$514.	\$523.	\$531.	\$545.
	30"	1"	24 1/2"	<b>A1PS4230F</b>	473.	486.	509.	518.	531.	541.	550.	563.
	36"	1"	24 1/2"	<b>A1PS4236F</b>	501.	515.	539.	549.	563.	573.	582.	596.
	42"	1"	24 1/2"	<b>A1PS4242F</b>	508.	522.	547.	556.	571.	581.	590.	606.
	48"	1"	24 1/2"	<b>A1PS4248F</b>	520.	536.	560.	571.	585.	595.	605.	620.
	54"	1"	24 1/2"	<b>A1PS4254F</b>	533.	548.	574.	584.	599.	610.	619.	634.
	60"	1"	24 1/2"	<b>A1PS4260F</b>	548.	563.	590.	600.	617.	627.	638.	653.
Universal privacy screen, fabric w/7" slatwall 42" h horizon with 10" modesty 	24"	1"	24 1/2"	<b>A1PS4224W1</b>	554.	571.	596.	608.	623.	634.	645.	661.
	30"	1"	24 1/2"	<b>A1PS4230W1</b>	608.	625.	655.	666.	684.	696.	708.	725.
	36"	1"	24 1/2"	<b>A1PS4236W1</b>	647.	665.	697.	710.	728.	741.	753.	773.
	42"	1"	24 1/2"	<b>A1PS4242W1</b>	695.	716.	749.	763.	783.	796.	810.	830.
	48"	1"	24 1/2"	<b>A1PS4248W1</b>	720.	741.	776.	790.	800.	825.	838.	860.
	54"	1"	24 1/2"	<b>A1PS4254W1</b>	801.	825.	864.	880.	903.	919.	934.	958.
	60"	1"	24 1/2"	<b>A1PS4260W1</b>	830.	855.	895.	912.	935.	952.	968.	992.

**Order Code**

Example:  
 \_\_\_\_\_  
 \_\_\_\_\_  
 \_\_\_\_\_  
 \_\_\_\_\_  
 \_\_\_\_\_  
 \_\_\_\_\_  
 \_\_\_\_\_

**Specification Information**

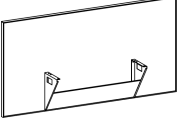
Pricing listed is for textured paint.  
 Add \$35 to the list prices above for smooth paint finish option.  
 Slatwall color matches screen back color.

**Application Notes**

Privacy screen attaches to underside of any standard worksurface.  
 Privacy screens are actual width.  
 Cantilevers are color matched and each include a knockout with cover to provide horizontal management of cables.  
 42" horizon screen provides approximately 13 1/4" of privacy above worksurface height and 10" of modesty coverage below worksurface height.

**Wire Management Trough**  
 Each screen includes a steel trough that sits between the cantilevers to support and/or conceal excess wires.

Morrison / Currents  
*Universal Privacy Screen, steel*  
*42" h horizon with 10" modesty*

description	w	d	h	pattern no.	P1	P2	P3
Universal privacy screen, steel 42" h horizon with 10" modesty 	24"	1"	24 1/2"	<b>A1PS4224S</b>	\$491.	\$562.	\$586.
	30"	1"	24 1/2"	<b>A1PS4230S</b>	502.	574.	598.
	36"	1"	24 1/2"	<b>A1PS4236S</b>	519.	594.	619.
	42"	1"	24 1/2"	<b>A1PS4242S</b>	526.	602.	627.
	48"	1"	24 1/2"	<b>A1PS4248S</b>	561.	643.	670.
	54"	1"	24 1/2"	<b>A1PS4254S</b>	588.	673.	701.
	60"	1"	24 1/2"	<b>A1PS4260S</b>	640.	732.	763.

**Order Code**

**Specification Information**

**Application Notes**

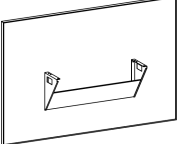
Example:  
 \_\_\_\_\_  
 \_\_\_\_\_  
 \_\_\_\_\_  
 \_\_\_\_\_  
 \_\_\_\_\_  
 \_\_\_\_\_  
 \_\_\_\_\_

Pricing listed is for textured paint.  
 Add \$35 to the list prices above for smooth paint finish option.  
 Steel insert color matches screen back color.

Privacy screen attaches to underside of any standard worksurface.  
 Privacy screens are actual width.  
 Cantilevers are color matched and each include a knockout with cover to provide horizontal management of cables.  
 42" horizon screen provides approximately 13 1/4" of privacy above worksurface height and 10" of modesty coverage below worksurface height.

**Wire Management Trough**  
 Each screen includes a steel trough that sits between the cantilevers to support and/or conceal excess wires.

Morrison / Currents  
*Universal Privacy Screen, steel*  
*42" h horizon with 17" modesty*

description	w	d	h	pattern no.	P1	P2	P3
Universal privacy screen, steel 42" h horizon with 17" modesty 	24"	1"	31 7/8"	<b>A1PS42T24S</b>	\$508.	\$581.	\$606.
	30"	1"	31 7/8"	<b>A1PS42T30S</b>	523.	598.	624.
	36"	1"	31 7/8"	<b>A1PS42T36S</b>	550.	629.	655.
	42"	1"	31 7/8"	<b>A1PS42T42S</b>	565.	647.	675.
	48"	1"	31 7/8"	<b>A1PS42T48S</b>	585.	670.	697.
	54"	1"	31 7/8"	<b>A1PS42T54S</b>	612.	701.	730.
	60"	1"	31 7/8"	<b>A1PS42T60S</b>	666.	764.	796.

**Order Code**

Example:  
 \_\_\_\_\_  
 \_\_\_\_\_  
 \_\_\_\_\_  
 \_\_\_\_\_  
 \_\_\_\_\_  
 \_\_\_\_\_

**Specification Information**

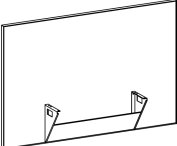
Pricing listed is for textured paint.  
 Add \$35 to the list prices above for smooth paint finish option.  
 Steel insert color matches screen back color.

**Application Information**

Privacy screen attaches to underside of any standard worksurface.  
 Privacy screens are actual width.  
 Cantilevers are color matched and each include a knockout with cover to provide horizontal management of cables.  
 42" horizon screen provides approximately 13 1/4" of privacy above worksurface height and 17" of modesty coverage below worksurface height.

**Wire Management Trough**  
 Each screen includes a steel trough that sits between the cantilevers to support and/or conceal excess wires.

Morrison / Currents  
*Universal Privacy Screen, steel*  
*48" h horizon with 10" modesty*

description	w	d	h	pattern no.	P1	P2	P3
Universal privacy screen, steel 48" h horizon with 10" modesty 	24"	1"	10"	<b>A1PS4824S</b>	\$508.	\$581.	\$606.
	30"	1"	10"	<b>A1PS4830S</b>	523.	598.	624.
	36"	1"	10"	<b>A1PS4836S</b>	550.	629.	655.
	42"	1"	10"	<b>A1PS4842S</b>	565.	647.	675.
	48"	1"	10"	<b>A1PS4848S</b>	585.	670.	697.
	54"	1"	10"	<b>A1PS4854S</b>	612.	701.	730.
	60"	1"	10"	<b>A1PS4860S</b>	666.	764.	796.

**Order Code**

Example:  
 \_\_\_\_\_  
 \_\_\_\_\_  
 \_\_\_\_\_  
 \_\_\_\_\_  
 \_\_\_\_\_  
 \_\_\_\_\_

**Specification Information**

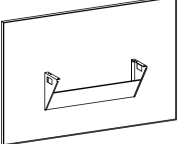
Pricing listed is for textured paint.  
 Add \$35 to the list prices above for smooth paint finish option.  
 Steel insert color matches screen back color.

**Application Notes**

Privacy screen attaches to underside of any standard worksurface.  
 Privacy screens are actual width.  
 Cantilevers are color matched and each include a knockout with cover to provide horizontal management of cables.  
 48" horizon screen provides approximately 17 1/2" of privacy above worksurface height and 10" of modesty coverage below worksurface height.

**Wire Management Trough**  
 Each screen includes a steel trough that sits between the cantilevers to support and/or conceal excess wires.

Morrison / Currents  
 Universal Privacy Screen, fabric  
 42" h horizon with 17" modesty

description	w	d	h	pattern no.	10	15	20	25	30	35	40	45
Universal privacy screen, fabric 42" h horizon with 17" modesty 	24"	1"	31 7/8"	<b>A1PS42T24F</b>	\$479.	\$492.	\$516.	\$525.	\$539.	\$548.	\$557.	\$571.
	30"	1"	31 7/8"	<b>A1PS42T30F</b>	493.	508.	531.	541.	555.	564.	574.	588.
	36"	1"	31 7/8"	<b>A1PS42T36F</b>	533.	548.	574.	584.	599.	610.	619.	634.
	42"	1"	31 7/8"	<b>A1PS42T42F</b>	544.	559.	586.	596.	612.	622.	632.	649.
	48"	1"	31 7/8"	<b>A1PS42T48F</b>	559.	576.	603.	613.	629.	640.	651.	667.
	54"	1"	31 7/8"	<b>A1PS42T54F</b>	575.	591.	619.	630.	647.	658.	668.	686.
	60"	1"	31 7/8"	<b>A1PS42T60F</b>	592.	610.	638.	650.	666.	678.	689.	707.

**Order Code**

Example:  
 \_\_\_\_\_  
 \_\_\_\_\_  
 \_\_\_\_\_  
 \_\_\_\_\_  
 \_\_\_\_\_  
 \_\_\_\_\_  
 \_\_\_\_\_

**Specification Information**

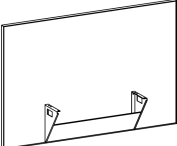
Pricing listed is for textured paint.  
 Add \$35 to the list prices above for smooth paint finish option.

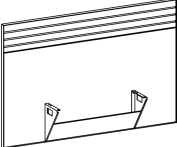
**Application Notes**

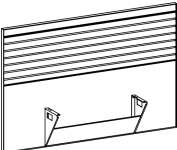
Privacy screen attaches to underside of any standard worksurface.  
 Privacy screens are actual width.  
 Cantilevers are color matched and each include a knockout with cover to provide horizontal management of cables.  
 42" horizon screen provides approximately 13 1/4" of privacy above worksurface height and 17" of modesty coverage below worksurface height.

**Wire Management Trough**  
 Each screen includes a steel trough that sits between the cantilevers to support and/or conceal excess wires.

*Universal Privacy Screen, fabric and fabric w/7" or 14" slatwall  
48" horizon with 10" modesty*

description	w	d	h	pattern no.	10	15	20	25	30	35	40	45
Universal privacy screen, fabric 48" h horizon with 10" modesty 	24"	1"	31 <sup>7</sup> / <sub>8</sub> "	<b>A1PS4824F</b>	\$479.	\$492.	\$516.	\$525.	\$539.	\$548.	\$557.	\$571.
	30"	1"	31 <sup>7</sup> / <sub>8</sub> "	<b>A1PS4830F</b>	493.	508.	531.	541.	555.	564.	574.	588.
	36"	1"	31 <sup>7</sup> / <sub>8</sub> "	<b>A1PS4836F</b>	533.	548.	574.	584.	599.	610.	619.	634.
	42"	1"	31 <sup>7</sup> / <sub>8</sub> "	<b>A1PS4842F</b>	544.	559.	586.	596.	612.	622.	632.	649.
	48"	1"	31 <sup>7</sup> / <sub>8</sub> "	<b>A1PS4848F</b>	559.	576.	603.	613.	629.	640.	651.	667.
	54"	1"	31 <sup>7</sup> / <sub>8</sub> "	<b>A1PS4854F</b>	575.	591.	619.	630.	647.	658.	668.	686.
60"	1"	31 <sup>7</sup> / <sub>8</sub> "	<b>A1PS4860F</b>	592.	610.	638.	650.	666.	678.	689.	707.	

Universal privacy screen, fabric w/7" slatwall 48" h horizon with 10" modesty 	24"	1"	31 <sup>7</sup> / <sub>8</sub> "	<b>A1PS4824W1</b>	576.	592.	620.	631.	648.	659.	671.	687.
	30"	1"	31 <sup>7</sup> / <sub>8</sub> "	<b>A1PS4830W1</b>	631.	650.	680.	692.	711.	723.	735.	754.
	36"	1"	31 <sup>7</sup> / <sub>8</sub> "	<b>A1PS4836W1</b>	679.	698.	731.	745.	764.	778.	791.	811.
	42"	1"	31 <sup>7</sup> / <sub>8</sub> "	<b>A1PS4842W1</b>	731.	753.	788.	802.	824.	838.	852.	873.
	48"	1"	31 <sup>7</sup> / <sub>8</sub> "	<b>A1PS4848W1</b>	759.	782.	818.	833.	855.	870.	885.	906.
	54"	1"	31 <sup>7</sup> / <sub>8</sub> "	<b>A1PS4854W1</b>	845.	869.	911.	927.	952.	968.	985.	1,009.
60"	1"	31 <sup>7</sup> / <sub>8</sub> "	<b>A1PS4860W1</b>	876.	901.	943.	961.	987.	1,004.	1,021.	1,046.	

Universal privacy screen, fabric w/14" slatwall 48" h horizon with 10" modesty 	24"	1"	31 <sup>7</sup> / <sub>8</sub> "	<b>A1PS4824W2</b>	681.	700.	733.	747.	766.	780.	793.	813.
	30"	1"	31 <sup>7</sup> / <sub>8</sub> "	<b>A1PS4830W2</b>	775.	797.	835.	850.	872.	888.	902.	925.
	36"	1"	31 <sup>7</sup> / <sub>8</sub> "	<b>A1PS4836W2</b>	827.	851.	892.	907.	932.	948.	964.	989.
	42"	1"	31 <sup>7</sup> / <sub>8</sub> "	<b>A1PS4842W2</b>	918.	945.	990.	1,007.	1,034.	1,053.	1,070.	1,097.
	48"	1"	31 <sup>7</sup> / <sub>8</sub> "	<b>A1PS4848W2</b>	957.	985.	1,032.	1,051.	1,078.	1,097.	1,117.	1,144.
	54"	1"	31 <sup>7</sup> / <sub>8</sub> "	<b>A1PS4854W2</b>	1,111.	1,144.	1,199.	1,221.	1,254.	1,275.	1,297.	1,330.
60"	1"	31 <sup>7</sup> / <sub>8</sub> "	<b>A1PS4860W2</b>	1,155.	1,189.	1,245.	1,268.	1,302.	1,325.	1,347.	1,381.	

Order Code	Specification Information	Application Notes
Example: <hr/> <hr/> <hr/> <hr/> <hr/> <hr/>	Pricing listed is for textured paint.  Add \$35 to the list prices above for smooth paint finish option.  Slatwall color matches screen back color.	<b>Wire Management Trough</b> Each screen includes a steel trough that sits between the cantilevers to support and/or conceal excess wires.  Privacy screens are actual width.  Cantilevers are color matched and each include a knockout with cover to provide horizontal management of cables.  50" horizon screen provides approximately 17 <sup>1</sup> / <sub>2</sub> " of privacy above worksurface height and 10" of modesty coverage below worksurface height.



# Alpha-Numeric Index

<i>pattern no.</i>	<i>page</i>	<i>pattern no.</i>	<i>page</i>	<i>pattern no.</i>	<i>page</i>	<i>pattern no.</i>	<i>page</i>
A1PS1024F	290	A1PS4842F	296	AT3SBRH6415FFFL	226	AT3WSLH5030BBFFFL	246
A1PS1024S	289	A1PS4842S	294	AT3SLH5015BBFFFL	222	AT3WSLH5030BBFFL	244
A1PS1030F	290	A1PS4842W1	296	AT3SLH5015BBFL	222	AT3WSLH5030BBFFL	245
A1PS1030S	289	A1PS4842W2	296	AT3SLH5015FFFL	223	AT3WSLH5030FFFL	245
A1PS1036F	290	A1PS4848F	296	AT3SLH5015FFFL	222	AT3WSLH5030FFFL	245
A1PS1036S	289	A1PS4848S	294	AT3SLH5024WL	231	AT3WSLH5724BBFFL	237
A1PS1042F	290	A1PS4848W1	296	AT3SLH5024WWL	230	AT3WSLH5724BBFFL	236
A1PS1042S	289	A1PS4848W2	296	AT3SLH5715BBFFL	224	AT3WSLH5724BBFFL	236
A1PS1048F	290	A1PS4854F	296	AT3SLH5715FFFL	224	AT3WSLH5724FFFL	236
A1PS1048S	289	A1PS4854S	294	AT3SLH5715FFFL	224	AT3WSLH5724FFFL	237
A1PS1054F	290	A1PS4854W1	296	AT3SLH5724WL	235	AT3WSLH5730BBFFFL	250
A1PS1054S	289	A1PS4854W2	296	AT3SLH5724WWL	235	AT3WSLH5730BBFFL	248
A1PS1060F	290	A1PS4860F	296	AT3SLH6415BBFFFL	228	AT3WSLH5730BBFFL	236
A1PS1060S	289	A1PS4860S	294	AT3SLH6415BBFFL	228	AT3WSLH5730FFFL	249
A1PS4224F	291	A1PS4860W1	296	AT3SLH6415FFFL	227	AT3WSLH5730FFFL	248
A1PS4224S	292	A1PS4860W2	296	AT3SLH6415FFFL	227	AT3WSLH6424BBFFFL	241
A1PS4224W1	291	AS2DW30L	220	AT3SLH6415FFFL	228	AT3WSLH6424BBFFL	239
A1PS4230F	291	AS2DW36L	220	AT3SLH6424WL	238	AT3WSLH6424BBFFL	240
A1PS4230S	292	AS2PFL18A	218	AT3SLH6424WWL	239	AT3WSLH6424FFFL	242
A1PS4230W1	291	AS2PFL18B	218	AT3SRH5015BBFFFL	222	AT3WSLH6424FFFL	241
A1PS4236F	291	AS2PFL24A	218	AT3SRH5015BBFFL	222	AT3WSLH6424FFFL	240
A1PS4236S	292	AS2PFL24B	218	AT3SRH5015FFFL	223	AT3WSLH6430BBFFFL	254
A1PS4236W1	291	AS2PFL30A	218	AT3SRH5015FFFL	222	AT3WSLH6430BBFFL	252
A1PS4242F	291	AS2PFL30B	218	AT3SRH5024WL	231	AT3WSLH6430BBFFL	253
A1PS4242S	292	AS2PML18A	219	AT3SRH5024WWL	230	AT3WSLH6430FFFL	254
A1PS4242W1	291	AS2PML18B	219	AT3SRH5715BBFFL	224	AT3WSLH6430FFFL	253
A1PS4248F	291	AS2PML18F	219	AT3SRH5715FFFL	224	AT3WSLH6430FFFL	252
A1PS4248S	292	AS2PML24A	219	AT3SRH5715FFFL	224	AT3WSRH5024BBFFFL	232
A1PS4248W1	291	AS2PML24B	219	AT3SRH5724WL	235	AT3WSRH5024BBFFL	231
A1PS4254F	291	AS2PML24F	219	AT3SRH5724WWL	235	AT3WSRH5024BBFFL	232
A1PS4254S	292	AT3BDLH6415BBFFL	226	AT3SRH6415BBFFFL	228	AT3WSRH5024FFFL	232
A1PS4254W1	291	AT3BDLH6415FFFL	227	AT3SRH6415BBFFL	228	AT3WSRH5024FFFL	231
A1PS4260F	291	AT3BDRH6415BBFFL	226	AT3SRH6415FFFL	227	AT3WSRH5030BBFFFL	246
A1PS4260S	292	AT3BDRH6415FFFL	227	AT3SRH6415FFFL	227	AT3WSRH5030BBFFL	244
A1PS4260W1	291	AT3D5024WL	230	AT3SRH6415FFFL	228	AT3WSRH5030BBFFL	245
A1PS42T24F	295	AT3D5024WWL	230	AT3SRH6424WL	238	AT3WSRH5030FFFL	245
A1PS42T24S	293	AT3D5030WL	244	AT3SRH6424WWL	239	AT3WSRH5030FFFL	245
A1PS42T30F	295	AT3D5030WWL	244	AT3WBDLH6424BBFFL	243	AT3WSRH5724BBFFL	237
A1PS42T30S	293	AT3D5724WL	234	AT3WBDLH6424FFFL	243	AT3WSRH5724BBFFL	236
A1PS42T36F	295	AT3D5724WWL	234	AT3WBDRH6424BBFFL	243	AT3WSRH5724BBFFL	236
A1PS42T36S	293	AT3D5730WL	247	AT3WBDRH6424FFFL	243	AT3WSRH5724FFFL	236
A1PS42T42F	295	AT3D5730WWL	247	AT3WSBLH4224BBFFL	229	AT3WSRH5724FFFL	237
A1PS42T42S	293	AT3D6424WL	238	AT3WSBLH4224FFFL	229	AT3WSRH5730BBFFFL	250
A1PS42T48F	295	AT3D6424WWL	238	AT3WSBLH5024BBFFL	233	AT3WSRH5730BBFFL	248
A1PS42T48S	293	AT3D6430WL	251	AT3WSBLH5024FFFL	233	AT3WSRH5730BBFFL	236
A1PS42T54F	295	AT3D6430WWL	251	AT3WSBLH5724BBFFL	234	AT3WSRH5730FFFL	249
A1PS42T54S	293	AT3SBLH4215BBFFL	221	AT3WSBLH5724FFFL	235	AT3WSRH5730FFFL	248
A1PS42T60F	295	AT3SBLH4215FFFL	221	AT3WSBLH6424BBFFL	242	AT3WSRH6424BBFFFL	241
A1PS42T60S	293	AT3SBLH5015BBFFL	223	AT3WSBLH6424FFFL	243	AT3WSRH6424BBFFL	239
A1PS4824F	296	AT3SBLH5015FFFL	223	AT3WSBRH4224BBFFL	229	AT3WSRH6424BBFFL	240
A1PS4824S	294	AT3SBLH5715BBFFL	225	AT3WSBRH4224FFFL	229	AT3WSRH6424FFFL	242
A1PS4824W1	296	AT3SBLH5715FFFL	225	AT3WSBRH5024FFFL	233	AT3WSRH6424FFFL	241
A1PS4824W2	296	AT3SBLH6415BBFFL	226	AT3WSBRH5724BBFFL	234	AT3WSRH6424FFFL	240
A1PS4830F	296	AT3SBLH6415FFFL	226	AT3WSBRH5724FFFL	235	AT3WSRH6430BBFFFL	254
A1PS4830S	294	AT3SBRH4215BBFFL	221	AT3WSBRH6424BBFFL	242	AT3WSRH6430BBFFL	252
A1PS4830W1	296	AT3SBRH4215FFFL	221	AT3WSBRH6424FFFL	243	AT3WSRH6430BBFFL	253
A1PS4830W2	296	AT3SBRH5015BBFFL	223	AT3WSLH5024BBFFFL	232	AT3WSRH6430FFFL	254
A1PS4836F	296	AT3SBRH5015FFFL	223	AT3WSLH5024BBFFL	231	AT3WSRH6430FFFL	253
A1PS4836S	294	AT3SBRH5715BBFFL	225	AT3WSLH5024BBFFL	232	AT3WSRH6430FFFL	252
A1PS4836W1	296	AT3SBRH5715FFFL	225	AT3WSLH5024FFFL	232	B1PS1024F	274
A1PS4836W2	296	AT3SBRH6415BBFFL	226	AT3WSLH5024FFFL	231	B1PS1024S	273

<i>pattern no.</i>	<i>page</i>	<i>pattern no.</i>	<i>page</i>	<i>pattern no.</i>	<i>page</i>	<i>pattern no.</i>	<i>page</i>
B1PS1030F	274	B1PS5048W1	280	BT3D6430W WLV	137	BT3SRH5024WLS	74
B1PS1030S	273	B1PS5048W2	280	BT3SBLH4215BBFLS	61	BT3SRH5024WLV	112
B1PS1036F	274	B1PS5054F	280	BT3SBLH4215FFLS	61	BT3SRH5024W WLS	74
B1PS1036S	273	B1PS5054S	277	BT3SBLH5015BBFLS	64	BT3SRH5024W WLV	113
B1PS1042F	274	B1PS5054W1	280	BT3SBLH5015FFLS	64	BT3SRH5715BBFLS	65
B1PS1042S	273	B1PS5054W2	280	BT3SBLH5715BBFLS	66	BT3SRH5715BBFLV	108
B1PS1048F	274	B1PS5060F	280	BT3SBLH5715FFLS	67	BT3SRH5715FFFLS	66
B1PS1048S	273	B1PS5060S	277	BT3SBLH6415BBFLS	70	BT3SRH5715FFFLV	108
B1PS1054F	274	B1PS5060W1	280	BT3SBLH6415FFLS	70	BT3SRH5715FFFLS	65
B1PS1054S	273	B1PS5060W2	280	BT3SBRH4215BBFLS	61	BT3SRH5715FFFLV	108
B1PS1060F	274	BS2DW30LS	60	BT3SBRH4215FFLS	61	BT3SRH5715LS	65
B1PS1060S	273	BS2DW30LV	105	BT3SBRH5015BBFLS	64	BT3SRH5724WLS	79
B1PS4224F	279	BS2DW36LS	60	BT3SBRH5015FFLS	64	BT3SRH5724WLV	120
B1PS4224S	275	BS2DW36LV	105	BT3SBRH5715BBFLS	66	BT3SRH5724W WLS	80
B1PS4224W1	279	BS2PFL18AS	58	BT3SBRH5715FFLS	67	BT3SRH5724W WLV	120
B1PS4230F	279	BS2PFL18AV	103	BT3SBRH6415BBFLS	70	BT3SRH6415BBFFLS	71
B1PS4230S	275	BS2PFL18BS	58	BT3SBRH6415FFLS	70	BT3SRH6415BBFFLV	109
B1PS4230W1	279	BS2PFL18BV	103	BT3SLH5015BBFFLS	63	BT3SRH6415BBFLS	68
B1PS4236F	279	BS2PFL24AS	58	BT3SLH5015BBFFLV	106	BT3SRH6415BBFLV	109
B1PS4236S	275	BS2PFL24AV	103	BT3SLH5015BBFLS	62	BT3SRH6415FFFLS	71
B1PS4236W1	279	BS2PFL24BS	58	BT3SLH5015BBFFLV	106	BT3SRH6415FFFLV	110
B1PS4242F	279	BS2PFL24BV	103	BT3SLH5015FFFLS	63	BT3SRH6415FFFLS	72
B1PS4242S	275	BS2PFL30AS	58	BT3SLH5015FFFLV	107	BT3SRH6415FFFLV	110
B1PS4242W1	279	BS2PFL30AV	103	BT3SLH5015FFLS	62	BT3SRH6415FFFLS	68
B1PS4248F	279	BS2PFL30BS	58	BT3SLH5015FFLV	107	BT3SRH6415FFFLV	110
B1PS4248S	275	BS2PFL30BV	103	BT3SLH5015LS	62	BT3SRH6415LS	68
B1PS4248W1	279	BS2PML18AS	59	BT3SLH5024WLS	74	BT3SRH6424WLS	84
B1PS4254F	279	BS2PML18AV	104	BT3SLH5024WLV	112	BT3SRH6424WLV	125
B1PS4254S	275	BS2PML18BS	59	BT3SLH5024W WLS	74	BT3SRH6424W WLS	85
B1PS4254W1	279	BS2PML18BV	104	BT3SLH5024W WLV	113	BT3SRH6424W WLV	124
B1PS4260F	279	BS2PML18FS	59	BT3SLH5715BBFLS	65	BT3WBDLH6424BBFLS	86
B1PS4260S	275	BS2PML18FV	104	BT3SLH5715BBFLV	108	BT3WBDLH6424FFLS	85
B1PS4260W1	279	BS2PML24AS	59	BT3SLH5715FFFLS	66	BT3WBDRH6424BBFLS	86
B1PS42T24F	278	BS2PML24AV	104	BT3SLH5715FFFLV	108	BT3WBDRH6424FFLS	85
B1PS42T24S	276	BS2PML24BS	59	BT3SLH5715FFLS	65	BT3WSBLH4224BBFLS	73
B1PS42T30F	278	BS2PML24BV	104	BT3SLH5715FFLV	108	BT3WSBLH4224FFLS	73
B1PS42T30S	276	BS2PML24FS	59	BT3SLH5715LS	65	BT3WSBLH5024BBFLS	75
B1PS42T36F	278	BS2PML24FV	104	BT3SLH5724WLS	79	BT3WSBLH5024FFLS	76
B1PS42T36S	276	BT3BDLH6415BBFLS	69	BT3SLH5724WLV	120	BT3WSBLH5724BBFLS	80
B1PS42T42F	278	BT3BDLH6415FFLS	69	BT3SLH5724W WLS	80	BT3WSBLH5724FFLS	81
B1PS42T42S	276	BT3BDRH6415BBFLS	69	BT3SLH5724W WLV	120	BT3WSBLH6424BBFLS	86
B1PS42T48F	278	BT3BDRH6415FFLS	69	BT3SLH6415BBFFLS	71	BT3WSBLH6424FFLS	87
B1PS42T48S	276	BT3D5024WLS	74	BT3SLH6415BBFFLV	109	BT3WSBRH4224BBFLS	73
B1PS42T54F	278	BT3D5024WLV	114	BT3SLH6415BBFLS	68	BT3WSBRH4224FFLS	73
B1PS42T54S	276	BT3D5024W WLS	75	BT3SLH6415BBFLV	109	BT3WSBRH5024BBFLS	75
B1PS42T60F	278	BT3D5024W WLV	115	BT3SLH6415FFFLS	71	BT3WSBRH5024FFLS	76
B1PS42T60S	276	BT3D5030WLS	91	BT3SLH6415FFFLV	110	BT3WSBRH5724BBFLS	80
B1PS5024F	280	BT3D5030WLV	129	BT3SLH6415FFFLS	72	BT3WSBRH5724FFLS	81
B1PS5024S	277	BT3D5030W WLS	91	BT3SLH6415FFFLV	110	BT3WSBRH6424BBFLS	86
B1PS5024W1	280	BT3D5030W WLV	129	BT3SLH6415FFLS	68	BT3WSBRH6424FFLS	87
B1PS5024W2	280	BT3D5724WLS	79	BT3SLH6415FFLV	110	BT3WSLH5024BBFFLS	76
B1PS5030F	280	BT3D5724WLV	120	BT3SLH6415LS	68	BT3WSLH5024BBFFLV	111
B1PS5030S	277	BT3D5724W WLS	79	BT3SLH6424WLS	84	BT3WSLH5024BBFLS	77
B1PS5030W1	280	BT3D5724W WLV	121	BT3SLH6424WLV	125	BT3WSLH5024BBFLV	118
B1PS5030W2	280	BT3D5730WLS	95	BT3SLH6424W WLS	85	BT3WSLH5024BBFFLS	77
B1PS5036F	280	BT3D5730WLV	133	BT3SLH6424W WLV	124	BT3WSLH5024BBFLV	116
B1PS5036S	277	BT3D5730W WLS	95	BT3SRH5015BBFFLS	63	BT3WSLH5024FFFLS	78
B1PS5036W1	280	BT3D5730W WLV	133	BT3SRH5015BBFFLV	106	BT3WSLH5024FFFLV	117
B1PS5036W2	280	BT3D6424WLS	84	BT3SRH5015BBFLS	62	BT3WSLH5024FFLS	78
B1PS5042F	280	BT3D6424WLV	124	BT3SRH5015BBFLV	106	BT3WSLH5024FFLV	119
B1PS5042S	277	BT3D6424W WLS	84	BT3SRH5015FFFLS	63	BT3WSLH5030BBFFLS	92
B1PS5042W1	280	BT3D6424W WLV	124	BT3SRH5015FFFLV	107	BT3WSLH5030BBFFLV	132
B1PS5042W2	280	BT3D6430WLS	99	BT3SRH5015FFLS	62	BT3WSLH5030BBFLS	92
B1PS5048F	280	BT3D6430WLV	137	BT3SRH5015FFLV	107	BT3WSLH5030BBFLV	130
B1PS5048S	277	BT3D6430W WLS	99	BT3SRH5015LS	62	BT3WSLH5030BBFFLS	93

<i>pattern no.</i>	<i>page</i>	<i>pattern no.</i>	<i>page</i>	<i>pattern no.</i>	<i>page</i>	<i>pattern no.</i>	<i>page</i>
BT3WSLH5030BFFLV	131	BT3WSRH5030FFFLS	93	D1PS4230F	267	DL3TC	257
BT3WSLH5030FFFLS	93	BT3WSRH5030FFFLV	130	D1PS4230S	268	DS1OHL	258
BT3WSLH5030FFFLV	130	BT3WSRH5030FFFLS	94	D1PS4230W1	267	DS1PBD	255, 263
BT3WSLH5030FFFLS	94	BT3WSRH5030FFFLV	131	D1PS4236F	267	DS1PFD	255, 263
BT3WSLH5030FFFLV	131	BT3WSRH5724BBFFLS	81	D1PS4236S	268	DS1PFS	256, 263
BT3WSLH5724BBFFLS	81	BT3WSRH5724BBFFLV	123	D1PS4236W1	267	DS1PST	255, 263
BT3WSLH5724BBFFLV	123	BT3WSRH5724BBFFLS	82	D1PS4242F	267	DS1SWM30	258
BT3WSLH5724BBFLS	82	BT3WSRH5724BBFFLV	122	D1PS4242S	268	DS1SWM36	258
BT3WSLH5724BBFLV	122	BT3WSRH5724BBFFLS	82	D1PS4242W1	267	DS1SWM42	258
BT3WSLH5724BBFLS	82	BT3WSRH5724BBFFLV	121	D1PS4248F	267	DS1SWM48	258
BT3WSLH5724BBFLV	121	BT3WSRH5724FFFLS	83	D1PS4248S	268	DS1VD	258
BT3WSLH5724FFFLS	83	BT3WSRH5724FFFLV	122	D1PS4248W1	267	DS1WM24	258
BT3WSLH5724FFFLV	122	BT3WSRH5724FFFLS	83	D1PS4254F	267	DS1WM30	258
BT3WSLH5724FFFLS	83	BT3WSRH5724FFFLV	123	D1PS4254S	268	DS1WM36	258
BT3WSLH5724FFFLV	123	BT3WSRH5730BBFFLS	96	D1PS4254W1	267	DS1WM42	258
BT3WSLH5730BBFFLS	96	BT3WSRH5730BBFFLV	134	D1PS4260F	267	DS1WM48	258
BT3WSLH5730BBFFLV	134	BT3WSRH5730BBFLS	96	D1PS4260S	268	DS2DW30L	14
BT3WSLH5730BBFLS	96	BT3WSRH5730BBFLV	134	D1PS4260W1	267	DS2DW36L	14
BT3WSLH5730BBFLV	134	BT3WSRH5730BBFFLS	97	D1PS42T24F	271	DS2LKKT	256
BT3WSLH5730BFFLS	97	BT3WSRH5730BFFLV	135	D1PS42T24S	269	DS2OD36L	17, 146
BT3WSLH5730BFFLV	135	BT3WSRH5730FFFLS	97	D1PS42T30F	271	DS2OD42L	17, 146
BT3WSLH5730FFFLS	97	BT3WSRH5730FFFLV	135	D1PS42T30S	269	DS2OD48L	17, 146
BT3WSLH5730FFFLV	135	BT3WSRH5730FFFLS	98	D1PS42T36F	271	DS2OD54L	17, 146
BT3WSLH5730FFFLS	98	BT3WSRH5730FFFLV	136	D1PS42T36S	269	DS2OD60L	17, 146
BT3WSLH5730FFFLV	136	BT3WSRH6424BBFFLS	88	D1PS42T42F	271	DS2OD66L	17, 146
BT3WSLH6424BBFFLS	88	BT3WSRH6424BBFFLV	127	D1PS42T42S	269	DS2OD72L	17, 146
BT3WSLH6424BBFFLV	127	BT3WSRH6424BBFLS	87	D1PS42T48F	271	DS2PFL18A	12
BT3WSLH6424BBFLS	87	BT3WSRH6424BBFLV	127	D1PS42T48S	269	DS2PFL18B	12
BT3WSLH6424BBFLV	127	BT3WSRH6424BFFLS	88	D1PS42T54F	271	DS2PFL24A	12
BT3WSLH6424BFFLS	88	BT3WSRH6424BFFLV	126	D1PS42T54S	269	DS2PFL24B	12
BT3WSLH6424BFFLV	126	BT3WSRH6424FFFLS	90	D1PS42T60F	271	DS2PFL30A	12
BT3WSLH6424FFFLS	90	BT3WSRH6424FFFLV	125	D1PS42T60S	269	DS2PFL30B	12
BT3WSLH6424FFFLV	125	BT3WSRH6424FFFLS	89	D1PS5024F	272	DS2PM24L	15, 144
BT3WSLH6424FFFLS	89	BT3WSRH6424FFFLV	126	D1PS5024S	270	DS2PM30L	15, 144
BT3WSLH6424FFFLV	126	BT3WSRH6424FFFLS	89	D1PS5024W1	272	DS2PM36L	15, 144
BT3WSLH6424FFFLS	89	BT3WSRH6424FFFLV	128	D1PS5024W2	272	DS2PM42L	15, 144
BT3WSLH6424FFFLV	128	BT3WSRH6430BBFFLS	100	D1PS5030F	272	DS2PM48L	15, 144
BT3WSLH6430BBFFLS	100	BT3WSRH6430BBFFLV	140	D1PS5030S	270	DS2PM54L	15, 144
BT3WSLH6430BBFFLV	140	BT3WSRH6430BBFLS	100	D1PS5030W1	272	DS2PM60L	15, 144
BT3WSLH6430BBFLS	100	BT3WSRH6430BBFLV	138	D1PS5030W2	272	DS2PM66L	15, 144
BT3WSLH6430BBFLV	138	BT3WSRH6430BFFLS	101	D1PS5036F	272	DS2PM72L	15, 144
BT3WSLH6430BFFLS	101	BT3WSRH6430BFFLV	140	D1PS5036S	270	DS2PML18A	13
BT3WSLH6430BFFLV	140	BT3WSRH6430FFFLS	101	D1PS5036W1	272	DS2PML18B	13
BT3WSLH6430FFFLS	101	BT3WSRH6430FFFLV	139	D1PS5036W2	272	DS2PML18F	13
BT3WSLH6430FFFLV	139	BT3WSRH6430FFFLS	102	D1PS5042F	272	DS2PML24A	13
BT3WSLH6430FFFLS	102	BT3WSRH6430FFFLV	139	D1PS5042S	270	DS2PML24B	13
BT3WSLH6430FFFLV	139	BT3WSRH6430FFFLS	102	D1PS5042W1	272	DS2PML24F	13
BT3WSLH6430FFFLS	102	BT3WSRH6430FFFLV	138	D1PS5042W2	272	DS2PPTC	255, 262
BT3WSLH6430FFFLV	138	D1PS1024F	266	D1PS5048F	272	DS2PPTN	255, 262
BT3WSRH5024BBFFLS	76	D1PS1024S	265	D1PS5048S	270	DS2UM30L	16, 145
BT3WSRH5024BBFFLV	111	D1PS1030F	266	D1PS5048W1	272	DS2UM36L	16, 145
BT3WSRH5024BBFLS	77	D1PS1030S	265	D1PS5048W2	272	DS2UM42L	16, 145
BT3WSRH5024BBFLV	118	D1PS1036F	266	D1PS5054F	272	DS2UM48L	16, 145
BT3WSRH5024BFFLS	77	D1PS1036S	265	D1PS5054S	270	DS2UM54L	16, 145
BT3WSRH5024BFFLV	116	D1PS1042F	266	D1PS5054W1	272	DS2UM60L	16, 145
BT3WSRH5024FFFLS	78	D1PS1042S	265	D1PS5054W2	272	DS2UM66L	16, 145
BT3WSRH5024FFFLV	117	D1PS1048F	266	D1PS5060F	272	DS2UM72L	16, 145
BT3WSRH5024FFFLS	78	D1PS1048S	265	D1PS5060S	270	DS2XPB	12, 58, 103, 141, 178, 218
BT3WSRH5024FFFLV	119	D1PS1054F	266	D1PS5060W1	272	DT3A1515	261
BT3WSRH5030BBFFLS	92	D1PS1054S	265	D1PS5060W2	272	DT3A1524	261
BT3WSRH5030BBFFLV	132	D1PS1060F	266	DB1U18	16, 145	DT3BDLH6415BBFL	25
BT3WSRH5030BBFLS	92	D1PS1060S	265	DL3T5E19	257	DT3BDLH6415FFL	25
BT3WSRH5030BBFLV	130	D1PS4224F	267	DL3T5E25	257	DT3BDRH6415BBFL	25
BT3WSRH5030BFFLS	93	D1PS4224S	268	DL3T5E37	257	DT3BDRH6415FFL	25
BT3WSRH5030BFFLV	131	D1PS4224W1	267	DL3T5E49	257	DT3CB15	264

<i>pattern no.</i>	<i>page</i>	<i>pattern no.</i>	<i>page</i>	<i>pattern no.</i>	<i>page</i>	<i>pattern no.</i>	<i>page</i>
DT3CB24	264	DT3SBRH5715BBFL	24	DT3WSBRH6424BBFL	40	DT3WSRH6430FFFL	55
DT3CB30	264	DT3SBRH5715FFFL	23	DT3WSBRH6424FFFL	41	DT3WSRH6430FFFL	55
DT3CB9	264	DT3SBRH6415BBFL	24	DT3WSLH5024BBFFL	31	MB1U18	182
DT3D5024WL	29	DT3SBRH6415FFFL	25	DT3WSLH5024BBFFL	30	MS2BS24	183
DT3D5024WWL	29	DT3SDD	262	DT3WSLH5024BBFFL	30	MS2BS30	183
DT3D5030WL	49	DT3SLH5015BBFFL	21	DT3WSLH5024FFFL	31	MS2BS36	183
DT3D5030WWL	49	DT3SLH5015BBFFL	20	DT3WSLH5024FFFL	30	MS2BS42	183
DT3D5724WL	35	DT3SLH5015FFFL	21	DT3WSLH5030BBFFL	51	MS2BS48	183
DT3D5724WWL	35	DT3SLH5015FFFL	21	DT3WSLH5030BBFFL	49	MS2BS54	183
DT3D5730WL	53	DT3SLH5015L	20	DT3WSLH5030BBFFL	50	MS2BS60	183
DT3D5730WWL	53	DT3SLH5024WL	28	DT3WSLH5030FFFL	50	MS2BS66	183
DT3D6424WL	36	DT3SLH5024WWL	29	DT3WSLH5030FFFL	50	MS2BS72	183
DT3D6424WWL	37	DT3SLH5715BBFFL	23	DT3WSLH5724BBFFL	33	MS2DW30L	180
DT3D6430WL	53	DT3SLH5715FFFL	23	DT3WSLH5724BBFFL	33	MS2DW36L	180
DT3D6430WWL	54	DT3SLH5715FFFL	22	DT3WSLH5724BBFFL	33	MS2PFL18A	178
DT3DCH	264	DT3SLH5715L	22	DT3WSLH5724FFFL	32	MS2PFL18B	178
DT3FDD	262	DT3SLH5724WL	34	DT3WSLH5724FFFL	32	MS2PFL24A	178
DT3FDS15	259	DT3SLH5724WWL	35	DT3WSLH5730BBFFL	52	MS2PFL24B	178
DT3FDS24	259	DT3SLH6415BBFFL	27	DT3WSLH5730BBFFL	52	MS2PFL30A	178
DT3FDS30	259	DT3SLH6415BBFFL	26	DT3WSLH5730BBFFL	52	MS2PFL30B	178
DT3FM15	264	DT3SLH6415FFFL	26	DT3WSLH5730FFFL	51	MS2PM30L	181
DT3FM9	264	DT3SLH6415FFFL	26	DT3WSLH5730FFFL	51	MS2PM36L	181
DT3FSLH5024L	43	DT3SLH6415FFFL	27	DT3WSLH6424BBFFL	39	MS2PM42L	181
DT3FSLH5724L	44	DT3SLH6415L	24	DT3WSLH6424BBFFL	37	MS2PM48L	181
DT3FSLH6424L	45	DT3SLH6424WL	36	DT3WSLH6424BBFFL	38	MS2PM54L	181
DT3FSRH5024L	43	DT3SLH6424WWL	36	DT3WSLH6424FFFL	40	MS2PM60L	181
DT3FSRH5724L	44	DT3SRH5015BBFFL	21	DT3WSLH6424FFFL	39	MS2PM66L	181
DT3FSRH6424L	45	DT3SRH5015BBFFL	20	DT3WSLH6424FFFL	38	MS2PM72L	181
DT3FWSLH5024BBFL	46	DT3SRH5015FFFL	21	DT3WSLH6430BBFFL	56	MS2PML18A	179
DT3FWSLH5024FFFL	46	DT3SRH5015FFFL	21	DT3WSLH6430BBFFL	54	MS2PML18B	179
DT3FWSLH5024L	43	DT3SRH5015L	20	DT3WSLH6430BBFFL	56	MS2PML18F	179
DT3FWSLH5724BBFFL	47	DT3SRH5024WL	28	DT3WSLH6430FFFL	57	MS2PML24A	179
DT3FWSLH5724FFFL	47	DT3SRH5024WWL	29	DT3WSLH6430FFFL	55	MS2PML24B	179
DT3FWSLH5724L	44	DT3SRH5715BBFFL	23	DT3WSLH6430FFFL	55	MS2PML24F	179
DT3FWSLH6424BBFFL	48	DT3SRH5715FFFL	23	DT3WSP	260	MS2UM30L	182
DT3FWSLH6424FFFL	48	DT3SRH5715FFFL	22	DT3WSRH5024BBFFL	31	MS2UM36L	182
DT3FWSLH6424L	45	DT3SRH5715L	22	DT3WSRH5024BBFFL	30	MS2UM42L	182
DT3FWSRH5024BBFL	46	DT3SRH5724WL	34	DT3WSRH5024BBFFL	30	MS2UM48L	182
DT3FWSRH5024FFFL	46	DT3SRH5724WWL	35	DT3WSRH5024FFFL	31	MS2UM54L	182
DT3FWSRH5024L	43	DT3SRH6415BBFFL	27	DT3WSRH5024FFFL	30	MS2UM60L	182
DT3FWSRH5724BBFL	47	DT3SRH6415BBFFL	26	DT3WSRH5030BBFFL	51	MS2UM66L	182
DT3FWSRH5724FFFL	47	DT3SRH6415FFFL	26	DT3WSRH5030BBFFL	49	MS2UM72L	182
DT3FWSRH5724L	44	DT3SRH6415FFFL	26	DT3WSRH5030BBFFL	50	MT3BDLH6415BBFL	191
DT3FWSRH6424BBFL	48	DT3SRH6415FFFL	27	DT3WSRH5030FFFL	50	MT3BDLH6415FFFL	191
DT3FWSRH6424FFFL	48	DT3SRH6415L	24	DT3WSRH5030FFFL	50	MT3BDRH6415BBFL	191
DT3FWSRH6424L	45	DT3SRH6424WL	36	DT3WSRH5724BBFFL	33	MT3BDRH6415FFFL	191
DT3GBCDS	260	DT3SRH6424WWL	36	DT3WSRH5724BBFFL	33	MT3D5024WL	193
DT3HDS15	259	DT3WBDLH6424BBFFL	41	DT3WSRH5724BBFFL	33	MT3D5024WWL	193
DT3HDS24	259	DT3WBDLH6424FFFL	41	DT3WSRH5724FFFL	32	MT3D5030WL	208
DT3HDS30	259	DT3WBDRH6424BBFL	41	DT3WSRH5724FFFL	32	MT3D5030WWL	208
DT3MBCDS	260	DT3WBDRH6424FFFL	41	DT3WSRH5730BBFFL	52	MT3D5724WL	200
DT3PDD	255, 262	DT3WSBLH4224BBFFL	28	DT3WSRH5730BBFFL	52	MT3D5724WWL	200
DT3RT	255, 263	DT3WSBLH4224FFFL	28	DT3WSRH5730BBFFL	52	MT3D5730WL	211
DT3SBLH4215BBFL	20	DT3WSBLH5024BBFFL	31	DT3WSRH5730FFFL	51	MT3D5730WWL	211
DT3SBLH4215FFFL	20	DT3WSBLH5024FFFL	32	DT3WSRH5730FFFL	51	MT3D6424WL	201
DT3SBLH5015BBFL	22	DT3WSBLH5724BBFFL	34	DT3WSRH6424BBFFL	39	MT3D6424WWL	201
DT3SBLH5015FFFL	22	DT3WSBLH5724FFFL	34	DT3WSRH6424BBFFL	37	MT3D6430WL	214
DT3SBLH5715BBFL	24	DT3WSBLH6424BBFFL	40	DT3WSRH6424BBFFL	38	MT3D6430WWL	214
DT3SBLH5715FFFL	23	DT3WSBLH6424FFFL	41	DT3WSRH6424FFFL	40	MT3SBLH4215BBFL	184
DT3SBLH6415BBFL	24	DT3WSBRH4224BBFFL	28	DT3WSRH6424FFFL	39	MT3SBLH4215FFFL	184
DT3SBLH6415FFFL	25	DT3WSBRH4224FFFL	28	DT3WSRH6424FFFL	38	MT3SBLH5015BBFL	186
DT3SBRH4215BBFL	20	DT3WSBRH5024BBFFL	31	DT3WSRH6430BBFFL	56	MT3SBLH5015FFFL	186
DT3SBRH4215FFFL	20	DT3WSBRH5024FFFL	32	DT3WSRH6430BBFFL	54	MT3SBLH5715BBFL	188
DT3SBRH5015BBFL	22	DT3WSBRH5724BBFFL	42	DT3WSRH6430BBFFL	56	MT3SBLH5715FFFL	188
DT3SBRH5015FFFL	22	DT3WSBRH5724FFFL	34	DT3WSRH6430FFFL	57	MT3SBLH6415BBFL	190

<i>pattern no.</i>	<i>page</i>	<i>pattern no.</i>	<i>page</i>	<i>pattern no.</i>	<i>page</i>	<i>pattern no.</i>	<i>page</i>
MT3SBLH6415FFL	191	MT3WSLH5024BBFFL	196	R1PS1030F	282	R1PS4948W1	288
MT3SBRH4215BBFL	184	MT3WSLH5024BBFL	195	R1PS1030S	281	R1PS4948W2	288
MT3SBRH4215FFL	184	MT3WSLH5024BBFL	195	R1PS1036F	282	R1PS4954F	288
MT3SBRH5015BBFL	186	MT3WSLH5024FFFL	195	R1PS1036S	281	R1PS4954S	286
MT3SBRH5015FFL	186	MT3WSLH5024FFFL	196	R1PS1042F	282	R1PS4954W1	288
MT3SBRH5715BBFL	188	MT3WSLH5030BBFFL	210	R1PS1042S	281	R1PS4954W2	288
MT3SBRH5715FFL	188	MT3WSLH5030BBFFL	208	R1PS1048F	282	R1PS4960F	288
MT3SBRH6415BBFL	190	MT3WSLH5030BBFFL	209	R1PS1048S	281	R1PS4960S	286
MT3SBRH6415FFL	191	MT3WSLH5030FFFL	209	R1PS1054F	282	R1PS4960W1	288
MT3SLH5015BBFFL	185	MT3WSLH5030FFFL	209	R1PS1054S	281	R1PS4960W2	288
MT3SLH5015BBFL	185	MT3WSLH5724BBFFL	199	R1PS1060F	282	RBU18	19, 148
MT3SLH5015FFFL	186	MT3WSLH5724BBFL	199	R1PS1060S	281	RS2BS24	149
MT3SLH5015FFL	185	MT3WSLH5724BBFL	198	R1PS4224F	283	RS2BS30	149
MT3SLH5024WL	194	MT3WSLH5724FFFL	198	R1PS4224S	284	RS2BS36	149
MT3SLH5024WWL	194	MT3WSLH5724FFFL	199	R1PS4224W1	283	RS2BS42	149
MT3SLH5715BBFL	187	MT3WSLH5730BBFFL	211	R1PS4230F	283	RS2BS48	149
MT3SLH5715FFFL	187	MT3WSLH5730BBFL	212	R1PS4230S	284	RS2BS54	149
MT3SLH5715FFL	187	MT3WSLH5730BBFFL	212	R1PS4230W1	283	RS2BS60	149
MT3SLH5724WL	198	MT3WSLH5730FFFL	212	R1PS4236F	283	RS2BS66	149
MT3SLH5724WWL	197	MT3WSLH5730FFFL	213	R1PS4236S	284	RS2BS72	149
MT3SLH6415BBFFL	189	MT3WSLH6424BBFFL	206	R1PS4236W1	283	RS2DW30L	143
MT3SLH6415BBFL	189	MT3WSLH6424BBFL	205	R1PS4242F	283	RS2DW36L	143
MT3SLH6415FFFL	190	MT3WSLH6424BBFFL	204	R1PS4242S	284	RS2PFL18A	141
MT3SLH6415FFFL	190	MT3WSLH6424FFFL	204	R1PS4242W1	283	RS2PFL18B	141
MT3SLH6415FFL	189	MT3WSLH6424FFFL	205	R1PS4248F	283	RS2PFL24A	141
MT3SLH6424WL	203	MT3WSLH6424FFL	206	R1PS4248S	284	RS2PFL24B	141
MT3SLH6424WWL	203	MT3WSLH6430BBFFL	217	R1PS4248W1	283	RS2PFL30A	141
MT3SRH5015BBFFL	185	MT3WSLH6430BBFFL	215	R1PS4254F	283	RS2PFL30B	141
MT3SRH5015BBFL	185	MT3WSLH6430BBFFL	216	R1PS4254S	284	RS2PM24L	18, 147
MT3SRH5015FFFL	186	MT3WSLH6430FFFL	217	R1PS4254W1	283	RS2PM30L	18, 147
MT3SRH5015FFL	185	MT3WSLH6430FFFL	216	R1PS4260F	283	RS2PM36L	18, 147
MT3SRH5024WL	194	MT3WSLH6430FFFL	215	R1PS4260S	284	RS2PM42L	18, 147
MT3SRH5024WWL	194	MT3WSRH5024BBFFL	196	R1PS4260W1	283	RS2PM48L	18, 147
MT3SRH5715BBFL	187	MT3WSRH5024BBFL	195	R1PS42T24F	287	RS2PM54L	18, 147
MT3SRH5715FFFL	187	MT3WSRH5024BBFL	195	R1PS42T24S	285	RS2PM60L	18, 147
MT3SRH5715FFL	187	MT3WSRH5024FFFL	195	R1PS42T30F	287	RS2PM66L	18, 147
MT3SRH5724WL	198	MT3WSRH5024FFFL	196	R1PS42T30S	285	RS2PM72L	18, 147
MT3SRH5724WWL	197	MT3WSRH5030BBFL	208	R1PS42T36F	287	RS2PML18A	142
MT3SRH6415BBFFL	189	MT3WSRH5030BBFFL	209	R1PS42T36S	285	RS2PML18B	142
MT3SRH6415BBFL	189	MT3WSRH5030FFFL	209	R1PS42T42F	287	RS2PML18F	142
MT3SRH6415FFFL	190	MT3WSRH5030FFFL	209	R1PS42T42S	285	RS2PML24A	142
MT3SRH6415FFFL	190	MT3WSRH5724BBFFL	199	R1PS42T48F	287	RS2PML24B	142
MT3SRH6415FFL	189	MT3WSRH5724BBFL	199	R1PS42T48S	285	RS2PML24F	142
MT3SRH6424WL	203	MT3WSRH5724BBFL	198	R1PS42T54F	287	RS2UM24L	19, 148
MT3SRH6424WWL	203	MT3WSRH5724FFFL	198	R1PS42T54S	285	RS2UM30L	19, 148
MT3WBDLH6424BBFL	207	MT3WSRH5724FFFL	199	R1PS42T60F	287	RS2UM36L	19, 148
MT3WBDLH6424FFL	207	MT3WSRH5730BBFFL	211	R1PS42T60S	285	RS2UM42L	19, 148
MT3WBDRH6424BBFL	207	MT3WSRH5730BBFL	212	R1PS4924F	288	RS2UM48L	19, 148
MT3WBDRH6424FFL	207	MT3WSRH5730BBFL	212	R1PS4924S	286	RS2UM54L	19, 148
MT3WSBLH4224BBFL	192	MT3WSRH5730FFFL	212	R1PS4924W1	288	RS2UM60L	19, 148
MT3WSBLH4224FFL	192	MT3WSRH5730FFFL	213	R1PS4924W2	288	RS2UM66L	19, 148
MT3WSBLH5024BBFL	193	MT3WSRH6424BBFFL	206	R1PS4930F	288	RS2UM72L	19, 148
MT3WSBLH5024FFL	194	MT3WSRH6424BBFL	205	R1PS4930S	286	RT3D5024WL	155
MT3WSBLH5724BBFL	197	MT3WSRH6424BBFL	204	R1PS4930W1	288	RT3D5024WWL	155
MT3WSBLH5724FFL	197	MT3WSRH6424FFFL	204	R1PS4930W2	288	RT3D5030WL	166
MT3WSBLH6424BBFL	202	MT3WSRH6424FFFL	205	R1PS4936F	288	RT3D5030WWL	166
MT3WSBLH6424FFL	202	MT3WSRH6424FFL	206	R1PS4936S	286	RT3D5724WL	158
MT3WSBRH4224BBFL	192	MT3WSRH6430BBFFL	217	R1PS4936W1	288	RT3D5724WWL	158
MT3WSBRH4224FFL	192	MT3WSRH6430BBFL	215	R1PS4936W2	288	RT3D5730WL	170
MT3WSBRH5024BBFL	193	MT3WSRH6430BBFL	216	R1PS4942F	288	RT3D5730WWL	170
MT3WSBRH5024FFL	194	MT3WSRH6430FFFL	217	R1PS4942S	286	RT3D6424WL	161
MT3WSBRH5724BBFL	197	MT3WSRH6430FFFL	216	R1PS4942W1	288	RT3D6424WWL	161
MT3WSBRH5724FFL	197	MT3WSRH6430FFL	215	R1PS4942W2	288	RT3D6430WL	174
MT3WSBRH6424BBFL	202	R1PS1024F	282	R1PS4948F	288	RT3D6430WWL	174
MT3WSBRH6424FFL	202	R1PS1024S	281	R1PS4948S	286	RT3SLH5015BBFFL	150

<i>pattern no.</i>	<i>page</i>	<i>pattern no.</i>	<i>page</i>
RT3SLH5015BBFL	150	RT3WSLH6430FFFL	176
RT3SLH5015FFFL	151	RT3WSLH6430FFL	175
RT3SLH5015FFL	150	RT3WSRH5024BBFFL	155
RT3SLH5024WL	156	RT3WSRH5024BBFL	157
RT3SLH5024WWL	156	RT3WSRH5024BFFL	156
RT3SLH5715BBFL	152	RT3WSRH5024FFFL	157
RT3SLH5715FFFL	152	RT3WSRH5024FFL	157
RT3SLH5715FFL	152	RT3WSRH5030BBFFL	169
RT3SLH5724WL	159	RT3WSRH5030BBFL	167
RT3SLH5724WWL	158	RT3WSRH5030BFFL	168
RT3SLH6415BBFFL	153	RT3WSRH5030FFFL	168
RT3SLH6415BBFL	153	RT3WSRH5030FFL	167
RT3SLH6415FFFFL	154	RT3WSRH5724BBFFL	160
RT3SLH6415FFFL	154	RT3WSRH5724BBFL	160
RT3SLH6415FFL	153	RT3WSRH5724BFFL	159
RT3SLH6424WL	162	RT3WSRH5724FFFL	159
RT3SLH6424WWL	162	RT3WSRH5724FFL	160
RT3SRH5015BBFFL	150	RT3WSRH5730BBFFL	171
RT3SRH5015BBFL	150	RT3WSRH5730BBFL	171
RT3SRH5015FFFL	151	RT3WSRH5730BFFL	172
RT3SRH5015FFL	150	RT3WSRH5730FFFL	172
RT3SRH5024WL	156	RT3WSRH5730FFL	173
RT3SRH5024WWL	156	RT3WSRH6424BBFFL	165
RT3SRH5715BBFL	152	RT3WSRH6424BBFL	164
RT3SRH5715FFFL	152	RT3WSRH6424BFFL	163
RT3SRH5715FFL	152	RT3WSRH6424FFFL	163
RT3SRH5724WL	159	RT3WSRH6424FFL	164
RT3SRH5724WWL	158	RT3WSRH6424FFL	165
RT3SRH6415BBFFL	153	RT3WSRH6430BBFFL	177
RT3SRH6415BBFL	153	RT3WSRH6430BBFL	175
RT3SRH6415FFFL	154	RT3WSRH6430BFFL	176
RT3SRH6415FFL	154	RT3WSRH6430FFFL	177
RT3SRH6415FFL	153	RT3WSRH6430FFL	176
RT3SRH6424WL	162	RT3WSRH6430FFL	175
RT3SRH6424WWL	162		
RT3WSLH5024BBFFL	155		
RT3WSLH5024BBFL	157		
RT3WSLH5024BFFL	156		
RT3WSLH5024FFFL	157		
RT3WSLH5024FFL	157		
RT3WSLH5030BBFFL	169		
RT3WSLH5030BBFL	167		
RT3WSLH5030BFFL	168		
RT3WSLH5030FFFL	168		
RT3WSLH5030FFL	167		
RT3WSLH5724BBFFL	160		
RT3WSLH5724BBFL	160		
RT3WSLH5724BFFL	159		
RT3WSLH5724FFFL	159		
RT3WSLH5724FFL	160		
RT3WSLH5730BBFFL	171		
RT3WSLH5730BBFL	171		
RT3WSLH5730BFFL	172		
RT3WSLH5730FFFL	172		
RT3WSLH5730FFL	173		
RT3WSLH6424BBFFL	165		
RT3WSLH6424BBFL	164		
RT3WSLH6424BFFL	163		
RT3WSLH6424FFFL	163		
RT3WSLH6424FFL	164		
RT3WSLH6424FFL	165		
RT3WSLH6430BBFFL	177		
RT3WSLH6430BBFL	175		
RT3WSLH6430BFFL	176		
RT3WSLH6430FFFL	177		

# Selling Policy

	<p>This Selling Policy supercedes all previous selling policies. Prices, discounts and product offerings are subject to change without notice.</p>
<b>Terms &amp; Conditions of Sales</b>	<p>Sales by Knoll, Inc. or Knoll North America Corp. ("Seller") of Knoll Product Lines (hereinafter "Products") within the United States and Canada are made only on the terms which are contained in this Selling Policy. Seller hereby gives notice of its objection to any different or additional terms and conditions. This sale is expressly conditional upon Purchaser's assent to the terms and conditions set forth below. Additional terms and conditions may apply to KnollStudio and KnollTextiles orders. These terms and conditions may be modified or supplemented only by a written document signed by an authorized representative of Seller. These terms and conditions supercede any prior and/or contemporaneous agreements or correspondence between Purchaser and Seller. Written quotations expire thirty (30) days from the date of issuance and can be withdrawn by written notice anytime during that period. Where Purchaser and Seller have entered into the Knoll Electronic Terms and Conditions, all orders, acknowledgements, invoices and other business communications placed or transmitted in accordance with the Knoll Electronic Terms and Conditions shall be deemed to be in writing and signed and shall be valid for all purposes as if they were originated and maintained in documentary form.</p>
<b>Ordering Information</b>	<p>All orders must be in writing. The product pattern number(s) contained on Seller's order acknowledgement shall be the final expression of the order.</p>
<b>Order Confirmation</b>	<p>A purchase order is not binding on Seller until Purchaser has received Seller's order confirmation or acknowledgment.</p>
<b>Pricing Policies</b>	<p>List prices are subject to change without notice.</p> <p>List prices shall be those prices in effect on the date of receipt of a complete purchase order unless shipment is requested more than ninety (90) days after order entry in which case prices in effect on the date of shipment apply. List prices include specified freight costs. Unless specified in writing by Seller, no other charges are included in Seller's list prices.</p>
<b>Taxes</b>	<p>All sales, use, excise and other taxes applicable to the sale of the Products shall be paid by Purchaser. If Purchaser claims an exemption from any tax, Purchaser shall submit to Seller the appropriate exemption certificates.</p>
<b>Terms of Payment</b>	<p>Payment for one hundred percent (100%) of the net order amount is due within thirty (30) days of the date of invoice, which is issued upon shipment. In case of any discrepancies, such as shortages, and Seller is notified in writing within ten (10) days of receipt of Product, only that portion may be deducted and the balance paid. For orders greater than \$100,000 net, a fifty percent (50%) deposit is due at the time of order placement, with the remainder due within thirty (30) days of the date of invoice.</p> <p>KnollStudio orders less than \$2,000 require payment for one hundred percent (100%) of the net order amount (including any applicable sales tax and charges for inside delivery, special packaging, etc.), due at time of order placement. For KnollStudio orders greater than \$2,000, a one-half (50%) deposit is due at time of order placement with the remainder (including any applicable sales tax and charges for inside delivery, special packaging, etc.) due prior to shipment.</p> <p>If, in the judgment of Seller, Purchaser's financial condition does not justify the terms of the payment, Seller may require full or partial payment in advance.</p> <p>Past due accounts shall be charged one and one-half percent (1.5%) per month, or the highest rate permitted by law, whichever is less, and will be added to the outstanding balance. In the event Purchaser defaults on payment, Purchaser shall be liable for all collection costs, including reasonable attorney's fees and costs.</p>
<b>Changes and Cancellation</b>	<p>Purchase orders may not be changed or cancelled, in whole or in part, without prior written consent of Seller. Changes may effect delivery dates. Expenses incurred because of changes shall be charged to Purchaser. In the event of cancellations, Purchaser will be liable for reasonable cancellation charges established by Seller. Orders for special Product, orders including "COM" (hereinafter defined) material and orders pursuant to expedited delivery programs, may not be canceled.</p>
<b>Freight Prepaid</b>	<p>Freight is prepaid and included in the price of all Products, except KnollTextiles, within the 48 contiguous United States for orders placed with Knoll, Inc. and within Canada, excluding the Yukon, Northwest Territories, Nunavut and Newfoundland for orders placed with Knoll North America Corp. Packing is tested for rigorous motion and transportation but is not guaranteed to protect furniture from conditions over which the Seller has no control. If special packaging is required for any reason, please consult with your sales representative or dealer. Seller shall select the method of shipment and routing. All shipments shall be tailgate deliveries. Freight for all KnollTextiles orders is prepaid and added to the invoice.</p>
<b>Delivery/Freight Charges</b>	<p>Shipments outside the contiguous 48 United States and Canada shall be shipped F.O.B. Origin.</p> <p>For shipments outside the contiguous United States and Canada, Purchaser is responsible for the cost of freight from point of embarkation, including any handling and transportation charges incidental to loading at the point of departure and unloading at the final destination.</p> <p>Conditions beyond the control of Seller, including weather, available facilities and traffic conditions, may affect exact time of delivery. Seller shall not be responsible for specific carrier delivery date or time unless it has made a specific delivery commitment, in writing.</p> <p>Nonstandard methods of shipment and/or additional services are available upon request. Purchaser will be billed for the differential cost of any special services in excess of standard surface carrier freight costs. Premium charges, at Purchaser's request, will be added for airfreight, exclusive use of vehicle and extra, export or special packaging. Accessorial charges will be added for inside delivery, extra labor, reassignment and redelivery.</p> <p>Partial shipments may be made and invoiced by Seller.</p>
<b>Claims</b>	<p>All shipments for all Knoll Products within the contiguous United States and Canada are F.O.B. Origin. Risk of loss passes to Purchaser at time of delivery to carrier. Purchaser shall inspect all Products upon receipt and notify Seller within ten (10) working days after receipt of any damage or defects which are, or should be, apparent from an inspection of the Product and its packaging. Failure of Purchaser to make a claim against carrier or notify Seller during the ten (10) working day period shall constitute acceptance of the Products and waiver of any apparent defects, errors or shortages. Seller will agree to repair or replace Product damaged in shipment if Purchaser has notified Seller of freight damage within ten (10) working days after receipt and assigns its rights against the carrier.</p>
<b>Seller's Security Interest</b>	<p>Until Seller receives the full payment for the Product, Seller shall have a security interest in the Product. Purchaser agrees to perform all acts, including but not limited to the execution and filing of documentation, which may be necessary to perfect and assure the security interest of Seller.</p>
<b>Returns</b>	<p>The return of Products without a written authorization by Seller shall not be accepted. To receive authorization for Product return, please call Customer Service. All Products that are returned pursuant to a valid authorization shall be subject to a twenty-five percent (25%) of list restocking charge. Products not currently offered for sale by Seller (including COM) shall not be authorized for return. All returned Products must be unused, in original condition and in the original Seller packing cartons. No refund or credit shall be given for damaged Products.</p>
<b>Held Orders/Storage</b>	<p>If Purchaser requests that an order be held or delayed, prices and terms and conditions in effect at the time of shipment shall apply. If Purchaser requests a delay after the time when Seller can defer production, Purchaser will be invoiced for the Product, payable in accordance with standard terms, when the order is ready for shipment. Seller may transfer the Product to storage, in which case all expenses incurred in connection with storage, including demurrage, preparation for storage, storage charges and handling shall be payable by Purchaser upon submission of invoices by Seller. Risk of loss to the Product shall pass to the Purchaser upon delivery of the Product into storage.</p>

# Selling Policy

<b>Customer's Own Material</b>	A Purchaser who requests a fabric or other surface material not standard to Seller's line of Products ("COM") must submit samples of the requested material to Seller prior to entry of a purchaser order. Seller shall determine if the material is suitable to its manufacturing processes and meets any requirements of Underwriters Laboratories. If the COM is acceptable, Seller will then establish a price for using the COM or the Product in question. For a description of the procedures for submitting samples and testing, contact customer resources or your sales representative. Seller shall have no responsibility for the appearance, condition, performance, durability, colorfastness or any other physical attribute of the COM. Purchaser shall indemnify and hold Seller harmless for any damages, injuries or losses arising out of or related to use of the COM on the Product.
<b>Warranty</b>	<p>Seller warrants to the original Purchaser only that the Products Seller manufactures and sells to Purchaser are free of defects in workmanship and materials, during the applicable warranty period set forth below.</p> <p>Warranty period set forth below is for 24-hour, 7 days a week, multi shift use (includes parts and labor to repair).</p> <p>Should any failure to conform with this limited warranty appear to a Product listed below during the applicable warranty period from the date of shipment, Seller shall, upon prompt written notice, repair or replace, at its option and costs, the affected part or parts.</p> <p><i>Product and Period of Warranty</i></p> <p><i>Lifetime: Antenna Workspaces, AutoStrada, Calibre, Crinion Open Table, Currents, Dividends Horizon, Equity, Morrison, Reff Profiles laminate, Series 2 Storage, Template, Antenna Workspaces and other non-wood components (except cascade edge worksurfaces, operational parts, controls, electrical, Lighting, Series 2 Veneer Front Storage, special or custom products, see below)</i></p> <p><i>12 Years: Chadwick, Essentials Work Chairs, Generation by Knoll, Life, Moment, MultiGeneration by Knoll, RPM and Sapper seating (except seating upholstery, textiles, leathers and finishes, see below).</i></p> <p><i>10 Years: Antenna Workspaces, AutoStrada, Crinion Open Table, Reff Profiles wood components, Series 2 Veneer Front Storage, cascade edge worksurfaces, Wood Casegoods (Magnusson, The Graham Collection) (except wood casegoods upholstered surfaces, see below), Interaction tables (except height adjustment mechanisms for Counterforce, crank-adjustable, and split-top tables and worksurfaces, see below), Reuter overheads, Reuter vertical storage, KnollExtra Sapper Monitor Arm Collection, Adjustable keyboard mechanisms and platforms, Communication Boards (except fabric board textiles, see below), Smokador collection (except leathers, see below), and Orchestra Universal Systems Accessories.</i></p> <p><i>5 Years: Operational parts, controls, electrical, Lighting (except light ballasts, bulbs and power supply, see below), special or custom product, wood veneer products, Currents handcrank, Interaction Counterforce, Interaction crank-adjustable, and split-top mechanisms, KnollStudio, CPU storage and all universal storage drawers.</i></p> <p><i>3 Years: Seating upholstery, textiles, leathers and finishes. Fabric boards textiles and Smokador Collection leathers.</i></p> <p><i>2 Years: All other KnollExtra product</i></p> <p><i>1 Year: Light ballasts, bulbs and power supply, seating upholstered armpads and soft armpads, wood casegoods upholstered surfaces.</i></p> <p>This warranty does not apply to:</p> <ul style="list-style-type: none"><li>• Damage caused by a carrier other than the Seller.</li><li>• Normal wear and tear or acts or omissions of parties other than Seller (including user modification, improper use or installation of Products).</li><li>• COM or other third party materials applied to Products.</li><li>• Products not installed by or under the auspices of a Knoll Dealer.</li><li>• Dramatic temperature variations or exposure to unusual conditions.</li><li>• Changes in surface finishes, including colorfastness due to aging or exposure to light.</li><li>• Except as specifically noted above, textiles and upholstery supplied by <i>KnollTextiles</i> (consult current <i>KnollTextiles</i> price list for applicable warranty).</li></ul> <p>Natural variations occurring in wood, marble, and leather shall not be considered defects, and the Seller does not guarantee the colorfastness or matching of the colors, grains or textures, or surface hardness of such materials. The Seller also does not guarantee the colorfastness of fiberglass panel surfaces.</p> <p>THE EXPRESS WARRANTIES CONTAINED HEREIN ARE IN LIEU OF ALL OTHER WARRANTIES, EXPRESS OR IMPLIED, INCLUDING ANY WARRANTIES OF MERCHANTABILITY AND FITNESS FOR PARTICULAR PURPOSE AND ALL OTHER WARRANTIES ARISING FROM COURSE OF DEALING OR USAGE OF TRADE.</p> <p>The remedies provided above are the Purchaser's sole remedies for any failure of Seller to comply with its obligations regarding the workmanship of its Products. Correction of any nonconformity in the manner and for the period of time provided shall constitute complete fulfillment of all liabilities of Seller, with respect to or arising out of the Product furnished hereunder.</p>
<b>Delay/Force Majeure</b>	Seller shall not be liable for failure to perform or for delay in performance due to fire, flood, strike or other labor difficulty, act of God, act of any governmental authority or of the Purchaser, riot, embargo, fuel or energy shortage, wrecks or delay in transportation, inability to obtain necessary labor, materials or manufacturing facilities from usual sources or failure of suppliers to meet their contractual obligations, or due to any cause beyond its reasonable control. If any such event occurs, Seller may extend delivery dates by a period of time necessary to overcome the effect of such delay, allocate available Product or cancel any purchase order.
<b>Compliance with Law</b>	PURCHASER IS SOLELY RESPONSIBLE FOR COMPLIANCE WITH ALL APPLICABLE FEDERAL, STATE AND LOCAL LAWS, ORDINANCES, REGULATIONS, RULES AND STANDARDS RELATING TO THE INSTALLATION, MAINTENANCE, USE AND OPERATION OF THE PRODUCTS.
<b>Patents</b>	<p>Subject to the following provisions, Seller shall, at its own expense, defend or, at its option, settle any claim, suit or proceeding brought against the Purchaser, and/or its vendees, mediate and immediate, so far as based on an allegation that any Product or any part thereof furnished hereunder constitutes a direct or a contributory infringement of any claim of any patent of the United States or Canada. This obligation shall be effective only if Purchaser shall have made all payments then due hereunder and if Seller is notified promptly in writing and given authority, information and assistance for the defense of said claim, suit or proceeding. Seller shall pay all damages and costs awarded in such suit or proceedings so defended.</p> <p>The foregoing indemnity does not apply to the following:</p> <ul style="list-style-type: none"><li>• Products supplied according to a design other than that of Seller, and which is required by the Purchaser.</li><li>• Combination of the Product with another product not furnished hereunder unless Seller is a contributory infringer.</li><li>• Any settlements of a suit or proceeding made without Seller's written consent.</li></ul>
<b>Limitations of Liability</b>	<p><b>SELLER, ITS CONTRACTORS, AUTHORIZED DEALERS AND SUBCONTRACTORS OR SUPPLIERS OF ANY TIER SHALL NOT BE LIABLE TO PURCHASER FOR ANY SPECIAL, INDIRECT, INCIDENTAL OR CONSEQUENTIAL DAMAGES ARISING FROM A BREACH OF THIS AGREEMENT.</b></p> <p>Purchaser's remedies set forth herein are exclusive and the liability of Seller with respect to the breach of this agreement or any contract entered into between the parties pursuant hereto shall not exceed the price of the Product or part on which such liability is based.</p>



# KnollKey Lock Program

## KnollKey Lock Program General Information

Following is the KnollKey lock policy, applicable to all products.

Knoll furniture can be ordered keyed-alike or random keyed. Key-alike and random keying instructions cannot be mixed on any single order. Only one of the two instructions can be used on an individual order. When an order is submitted with mixed (key-alike and random) instructions, Knoll will release the order as key-alike only and lock cores will have to be specified separately.

### Key-alike

For the convenience of the user, furniture may be keyed alike at no charge. Write "Key-alike" in the description of your purchase order for any pedestal, overhead, file or other item you wish to have keyed alike.

Using the key-alike instructions, order cores and keys as line items on your purchase order. Do NOT submit a key-alike form. The Knoll East Greenville Lock Center will select key numbers from the standard range of K 001 - K 250. Key numbers will not be repeated unless over 250 sets are ordered. Lock cores keyed-alike will ship separately from the product, ready for field installation.

There is no charge for key-alike orders if placed with the furniture order.

**IF THE KEY-ALIKE ORDER IS NOT PLACED AT LEAST TWO WEEKS PRIOR TO THE FURNITURE SHIP DATE, A \$50 HANDLING CHARGE AND AIR FREIGHT CHARGES WILL APPLY.**

**If product is ordered and shipped random-keyed, additional lock cores for key-alike are billable.**

### Random-Keying

To specify product keyed-random, write "key-random" in the product description. Random-keyed product is shipped with the lock core factory installed. A shrouded key is included. Random means no effort has been made to match key numbers, or to make them different.

### Keys

A Knoll shrouded key is shipped with every lock core. 250 Key numbers are available. For numbers above 250, contact Custom Product Development. Additional keys and key blanks are available. See service parts for more information.

### Master Keying

Knoll locks can be controlled by means of a master key. There is no additional per-lock charge for master keying. A letter of approval from the client must accompany orders for master keys.

### Installing Lock Cores

Lock cores can be installed or removed in the field by using a change key. Cores must be in the unlocked position to be removed. See service parts for change key pattern number and pricing.

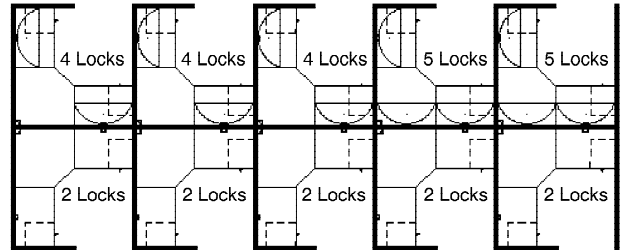
### Lock Distribution

All orders for key-alike lock cores/keys are packaged and shipped from the East Greenville Lock Center, regardless of where the pedestals, overhead, or other units are produced. Random keyed product will have cores factory-installed.

## How to Specify Key-Alike

Following is an example of how to specify key-alike for a cluster of 10 workstations.

**Step 1** - Using the project floorplan, count the number of locks in each workstation.



**Step 2** - Count the number of workstations with the same quantity of locks. Group together the workstations with a like number of locks.

5 workstations with 2 locks per station  
3 workstations with 4 locks per station  
2 workstations with 5 locks per station

**Step 3** - For the first group (5 sets of 2 locks), enter the number of workstations in the quantity column.

Qty	Pattern #	Description	Unit List	Ext. List
5				

**Step 4** - Then enter the pattern number "KSPEC\_ \_" and add a suffix for the number of locks for that group (i.e., for 2 locks per station, add the suffix "2"). Up to 30 lock cores are available in a set (i.e., KSPEC 30).

Qty	Pattern #	Description	Unit List	Ext. List
5	KSPEC 2	Set of 2 cores/keys	N / C	N / C

**Step 5** - Repeat for other groups.

Qty	Pattern #	Description	Unit List	Ext. List
5	KSPEC 2	Set of 2 cores/keys	N / C	N / C
3	KSPEC 4	Set of 4 cores/keys	N / C	N / C
2	KSPEC 5	Set of 5 cores/keys	N / C	N / C

Your Key instructions are complete.

Knoll will select key numbers for each set from 250 available numbers. Additional key numbers are available through Custom Product Development. **For additions to existing installations, specify desired key numbers in the description.**

## Service Parts

Pattern #	Description	List Price
KKEY_ _ _	Shrouded Key Specify key number desired	\$5
KBLANK	Shrouded Key Blank	\$5
KSPECB_ _ _	Retrofit Universal Core/Key Specify key number desired	\$22
KCHANGE	Change Key	\$5
HLKRKMASTER*	Master Key	\$7

\*Note: A letter of approval on company letterhead from the client must accompany all orders for master keys.

# General Ordering Information

---

## **The Products**

This guide encompasses all standard products for this product group.

## **Sizes**

Dimensions listed in this guide are indicated as:

H = height

W = width

D = depth

Dia. = diameter

Rad. = radius

## **Pricing**

All prices shown are list.

## **How to Order**

Select pattern numbers and quantities required for your complete installation. Product questions can be addressed in the specific sections of this guide or by contacting your sales representative or customer resource representative at 1-800-343-5665.

Next, select options (if required), along with colors and finishes appropriate to each product. Reference the Finishes and Fabrics pages for color designations.

On large installations, an item's "designated area" can be specified to assist in product organization and handling.

To expedite complete / correct entry of your order, be certain all pattern numbers, quantities, colors and area identifications are completely specified. Also, include complete purchase order numbers, bill-to and ship-to addresses, a contact name and specific factory shipping dates required.

## **Mail all orders to:**

Knoll, Inc.

1235 Water Street

P.O. Box 157

East Greenville, PA 18041

Attention: Order Entry

Once your order is entered at Knoll, an acknowledgment will be mailed to you. You will be advised of your scheduled shipping date within five days of the original acknowledgment. If it is necessary to revise your order, please contact your customer resource representative.

## Sustainability Statement

---

Sustainable design is a key component of Knoll's environmental focus. Our commitment to social responsibility and a healthy environment has prompted us to further articulate our longstanding environmental programs and, with encouragement and support from our colleagues in the industry, we have re-energized our focus on such "green" initiatives as life cycle analysis and LEED™ certification. Knoll is proud to have contributed to projects that have received LEED certification from the U.S. Green Building Council.

For the latest information on Knoll products that help our customers achieve LEED certification, log on to [knoll.com](http://knoll.com), click on "About Knoll" and then "Environmental Focus."