

# KNOLLEXTRA

Price List  
March 2014



Knoll

Introduction	Knoll and Sustainable Design	3
	GREENGUARD Indoor Air Quality Certified®	4
	Using the KnollExtra Price List	5
	Placing Your Order	6
	KnollExtra Visual Index	7
	KnollExtra Bracket Chart	12
	Maintaining Your Purchase	13
Lighting	LED Light Series: Sparrow™ : by Antenna Design	14
	LED Light Series: Highwire™ : by Antenna Design	16
	LED Light Series: T- light : by Antenna Design	18
	Copeland™ Light : by Stephan Copeland	20
Power Series	Power Series : Power Cube	24
Desktop Accessories	The Smokador™ Collection : Exec Rectilinear	26
	The Smokador™ Collection : Contemporary Leather	34
	The Smokador™ Collection : Traditional Leather	40
	The Smokador™ Collection : Replacement Parts	44
Organizational Tools	Orchestra® Universal System Accessories : by Bruce Hannah & Ayse Birsel	46
Technology Management	Sapper™ Monitor Arm Collection : Easy Order Single Arm Kits	70
	Sapper™ Monitor Arm Collection : Easy Order Double Arm Kits	76
	Sapper™ Monitor Arm Collection : Easy Order Triple Monitor Support Kits	80
	Sapper™ Monitor Arm Collection : Easy Order Quadruple Mount Support Kits	86
	Sapper™ Monitor Arm Collection : Easy Order Sapper Sleeve Arm Kits	88
	Sapper™ Monitor Arm Collection : Easy Order Sapper 50™ kits	92
	Sapper™ Monitor Arm Collection : Easy Order Sapper 50 Sleeve Arm Kits	98
	Sapper™ Monitor Arm Collection : Easy Order Beam Kits for 3 Monitors with Table Clamps	102
	Sapper™ Monitor Arm Collection : Easy Order Beam Kits for 3 Monitors with Antenna Mounts	104
	Sapper™ Monitor Arm Collection : Easy Order Beam Kits for 4 Monitors with Table Clamps	106
	Sapper™ Monitor Arm Collection : Easy Order Beam Kits for 4 Monitors with Antenna Mounts	108
	Sapper™ Monitor Arm Collection : Easy Order Double Beam Kits for 6 Monitors with Table Clamps	110
	Sapper™ Monitor Arm Collection : Easy Order Double Beam Kits for 6 Monitors with Antenna Mounts	112
	Sapper™ Monitor Arm Collection : Easy Order Double Beam Kits for 8 Monitors with Table Clamps	114
	Sapper™ Monitor Arm Collection : Easy Order Double Beam Kits for 8 Monitors with Antenna Mounts	116
	Sapper™ Monitor Arm Collection : Monitor Arms and Brackets	118
	Sapper™ Monitor Arm Collection : Movement Joints and VESA Plate Adaptors	122
	Sapper™ Monitor Arm Collection : Beams	126
	Sapper™ Monitor Arm Collection : Masts	128
	Sapper™ Monitor Arm Collection : Adjustment Knobs and Mast Cable Management Clips	130
	Sapper™ Monitor Arm Collection : Mounting Options	132
	Sapper™ Monitor Arm Collection : Mounting, Construction and Application Information	138
	Sapper XYZ® Monitor Arm : Easy Order Kits	144
	Sapper XYZ® Monitor Arm : Mounting Options	150
	Sapper XYZ® Monitor Arm : Replacement Parts	152
	Sapper XYZ® Monitor Arm : Mounting, Construction and Application Information	154
	Adjustable Keyboard Supports : Romeo and Juliet Platform/Mechanism Configurations	156
	Adjustable Keyboard Supports : Prospero Platform/Mechanism Configurations	158
	Adjustable Keyboard Supports : Caesar Platform/Mechanism Configurations	160
	Adjustable Keyboard Supports : Act I	162
	Adjustable Keyboard Supports : Act II	164
	Adjustable Keyboard Supports : Mousing Solutions	168
	Freestanding Surf® Ergonomic Accessories : by Ross Lovegrove & Stephen Peart	170
	Freestanding Ergonomic Accessories	172
	Worksurface Support : Adjustable CPU Holders	174
Storage	BackPack® Universal Storage Drawers : by Robert Reuter	176
	Universal Pencil Drawer : by Brooks Rorke	184

Communication Boards	Universal Marker Boards : by Bruce Hannah & Ayse Birsel	186
	Universal Marker Boards : Top Cap Hung Marker Board	188
	Universal Fabric Boards : Standard Sizes	190
	Universal Fabric Boards : Options and Mounting Information	192
	Scribe™ Mobile Markerboards : by Antenna Design	194
Alpha-Numeric Index		196
Selling Policy		199
General Ordering Information		201

---

Each year Knoll sets key initiatives in our journey to sustainability. We are members of a global consortium on energy, have adopted a scientific, metrics-based approach to sustainable product design, and maintain a leadership position in establishing universal, verifiable, sustainability standards for our industry.

Knoll promotes independent third-party certification because it provides the most impartial and trustworthy foundation for industry-wide environmental compliance. Certification by established and respected third parties ensures that all manufacturers are held to the same high standards and that customers can trust a company's declaration about the environmental benefits of its products. Knoll third-party partners include: the International Standards Organization (ISO); Forest Stewardship Council (FSC®); Rainforest Alliance; GREENGUARD® Environmental Institute; and The Business and Institutional Furniture Manufacturer's Association (BIFMA) level® certification from Scientific Certification Systems (SCS).

In addition, Knoll is aligned with the U.S. Green Building Council and can help companies, healthcare organizations and educational institutions achieve Leadership in Energy and Environmental Design (LEED®) workplace certification.

## Global Climate Change

- Knoll is a sponsor of the Clinton Global Initiative, which brings together a community of global leaders to devise and implement solutions to some of the world's most pressing challenges, including environmental change.
- Knoll has a comprehensive Energy Management Program to increase energy efficiency in products and processes.

## Life Cycle Assessment (LCA) Tool

- Life Cycle Assessment is a science-based measurement of a product's environmental impacts throughout its life cycle, from raw materials sourcing through manufacture, shipping, use and re-use or end-of-life. LCA enables cradle-to-cradle implementation of sustainable practices.
- Knoll has partnered with The Green Standard.org to develop an affordable, universal ISO-compliant computer-based LCA tool that can be used by the entire contract furniture industry and is partnering on the development of an Environmental Product Declaration System (EPDs) for Knoll products. EPDs are verified documents containing LCA results and additional environmental performance information about a product.

## Setting Industry Standards

- Knoll partners with MTS (The Institute for Market Transformation to Sustainability) to develop the SMaRT® Consensus Sustainable Products Standards, a set of consensus-based sustainable product standards based on the LEED® model, for all building products, fabric, apparel, flooring and carpet. MTS, the developer of SMaRT®, is an accredited American National Standards Institute (ANSI) standard developer.
- Knoll also partners with BIFMA (Business and Institutional Furniture Manufacturers Association) to promote level® sustainability standards for the contract furniture industry.
- Knoll has established FSC® (Forest Stewardship Council) certified wood as the standard for general office open plan office systems, casegoods and tables.
- Knoll has launched Full Circle, a resource recovery program developed with ANEW, to help customers extend the life cycle of surplus furniture, fixtures and equipment (FF&E) in an economically, socially and environmentally responsible manner.
- Our goal is to encourage all manufacturers in the contract furniture industry and related industries to adopt standards that will lead to sustainable products and practices.

*For more information about Knoll and sustainable design, visit [knoll.com/environment](http://knoll.com/environment).*

All Knoll Office Seating is GREENGUARD and GREENGUARD Gold certified.

All KnollExtra® products are GREENGUARD certified.

Visit [GREENGUARD.org](http://GREENGUARD.org) for more information and to find printable certificates for Knoll Office Seating that can be used for verification and LEED® submission.

GREENGUARD provides the only guide to certified low-emitting interior products and building materials. Its goal is to help building owners and managers, architects, interior designers and product specifiers build and furnish healthier offices, hospitals, schools and homes by providing a register of tested and certified low-emitting products and materials.

GREENGUARD certification is recognized by the U.S. Green Building Council's LEED® Program. Air Quality Science, an independent indoor air quality laboratory, tests products submitted for certification using stringent environmental chamber testing protocols and current indoor air quality standard. Certification is administered by the GREENGUARD Environmental Institute (GEI), an industry-independent, non-profit organization.

GREENGUARD Gold certification complies with the State of California's Department of Health Services Standard Practice (CA Section 01350) for testing chemical emissions from building products used in schools, offices and other sensitive environments. Certified products can contribute to achieving credits in the CHPS Best Practices Manual for K-12 schools, the LEED® Green Building Rating System, Green Guide for Healthcare™, NAHB Green Building Guidelines, Green Globes, Regreen and numerous other local authorities' green building codes.

Knoll Office Seating and KnollExtra® products can contribute to achieving LEED® credits. GREENGUARD-tested and certified office furniture is required for Credit 4.5 in the LEED-CI Indoor Environmental Quality section.

#### GREENGUARD Certification Program

- Internationally recognized for evaluating product emissions and certifying building materials, furnishings, finishes and cleaning products and processes that meet stringent indoor air quality criteria defined by GEI.
- Products undergo rigorous, third-party testing to determine their impact on indoor air pollution with requirements for ongoing testing and verification.
- Certification confirms a manufacturer's environmental responsibility, and signifies their environmental achievements through independent, third-party testing and verification.
- GREENGUARD Certified products are recommended by leading sustainable building programs, including:
  - U.S Green Building Council's (USGBC) LEED Rating System,
  - National Association of Home Builders (NAHB) Green Building Guidelines,
  - Green Guide for Health Care (GGHC),
  - Collaborative for High Performance Schools (CHPS) Best Practices Manual,
  - New York City Department of Design and Construction Sustainable Design Specifications, among others.

**An Overview**

In the first part of the Price List you'll find Lighting and Power Series.

The second part features a full range of desktop accessories. Next listed is Orchestra Universal System Accessories, a complete scope of paper management accessories perfect for panel-mounted or freestanding application.

Part three offers a broad range of systems support products, including computer accessories, storage drawers, communications boards, and lighting.

Can't find it? Consult the Table of Contents on page 1 or the Alpha-numeric Index on page 196.

**Product Information on Each Page**

The KnollExtra Price List was designed to provide you with everything you need to know in order to understand, specify, and care for KnollExtra products. On each page, the following features will assist you:

*Description/Construction* explains salient features, capabilities, materials, and country of origin.

*Dimensions* provide the overall space the product will require. Statistics are based on the maximum width, depth and height of the product.

*Weight* is based on the product itself. It does not include packaging or complementary items such as pens, memo paper or calendars.

*Order Code/Ordering Information* outlines exactly how to specify KnollExtra product and the full scope of finish options. The Order Code provides an example of how one pattern number is specified.

*Custom Options* reviews availability of special sizes, finishes etc.

**For More Information**

For more information, contact your Knoll sales representative, telephone Customer Service at 1-800-343-5665, or visit one of the Knoll showrooms listed on the last page of this book.

**A Word About Finishes**

KnollExtra finishes are designed to complement a broad range of interiors and office products.

Key KnollExtra finishes coordinate with specific Knoll systems finishes:

<i>Product</i>	<i>Core Finish</i>	<i>Office System Finishes</i>
Orchestra Load bar / Slat board	Medium grey (115)	Medium grey (115)
	Soft grey (117)	Soft grey (117)
	Black (111)	Black (111)
	Beige Mist (611)	Beige Mist (611)

## Use the Following Addresses

If you would like to send a standard lead time order to our order entry department, please use the following address:

*For North American orders:*  
Knoll, Inc.  
1235 Water Street  
East Greenville, PA 18041  
Attn: Order Entry

Fax: 215 679-1788  
Tel: 800 343-KNOLL

All accepted orders will be confirmed in writing on the Knoll standard order confirmation form.

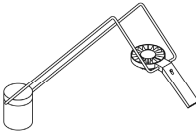

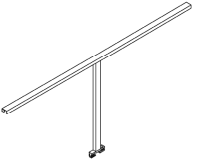
## Ship-Complete Orders

Orders that must ship complete are to be so stated on the purchase order. Products with different lead times, combined on one order, can be acknowledged for shipment based on the longest of those lead times. Orders not marked “ship complete” will be released according to the confirmation, and invoiced in increments.

## For More Information

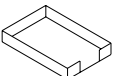
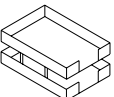
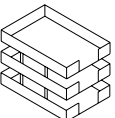
For complete Knoll Selling Policy and warranty information, please refer to page 199 of this price list.





For additional information on KnollExtra, contact your Knoll representative, a Knoll dealer, or telephone Customer Services at 800 343-KNOLL.

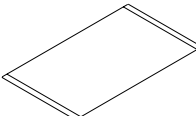
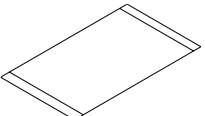
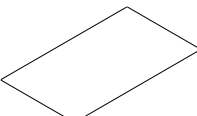
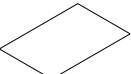
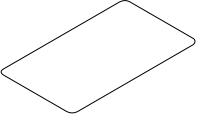

Page	LIGHTING		
14-19	LED Sparrow™	LED Highwire™	LED T-light
			


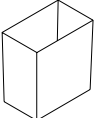
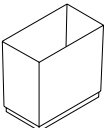
20-23	Copeland Standard	Copeland Compact
		

Page	TECHNOLOGY MANAGEMENT : POWER SERIES
24-25	Power Cube
	


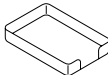
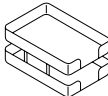




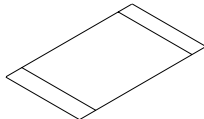
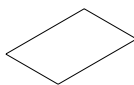


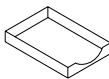



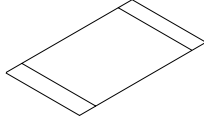
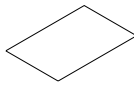
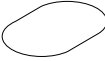

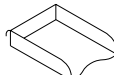
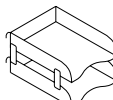
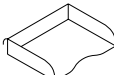
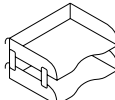
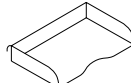
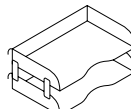

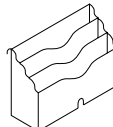
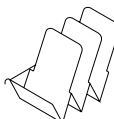
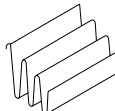


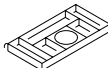


Page	THE SMOKADOR COLLECTION ● Exec Rectilinear		
26-27	Single Letter Tray	Double Letter Tray	Triple Letter Tray
			

28-29	Memo Box	Business Card Holder	Round Pencil Cup	Round Clip cup
				



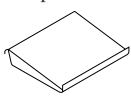
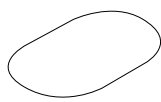
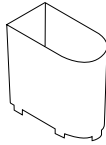
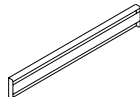
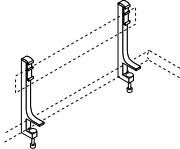
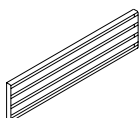
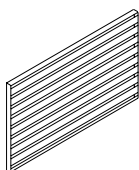
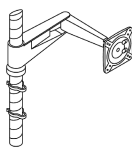
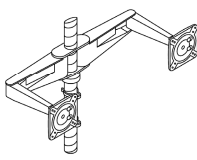
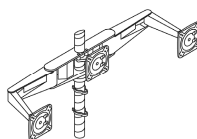
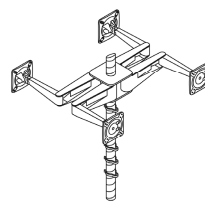
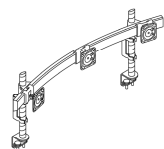
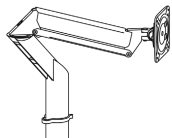
30-31	Desk Pad: 3/4" Side Panels	Desk Pad: 1 1/2" Side Panels	Rectilinear Desk Pad	Conference Pad	Radiused Desk Pad	Oval Conference Pad
						

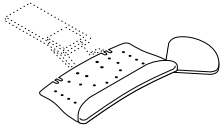
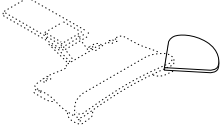
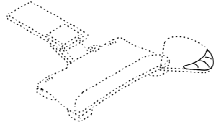
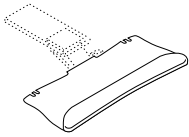
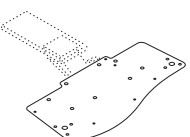
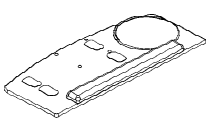
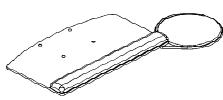
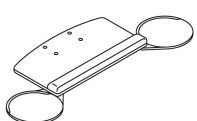
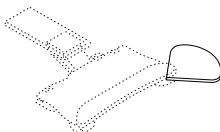
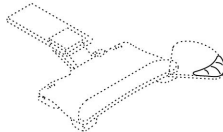

32-33	Round Wastebasket	Rectilinear Wastebasket	Rectilinear Plastic Wastebasket
			


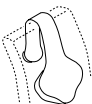
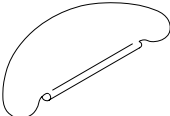


Page	THE SMOKADOR COLLECTION ● Contemporary Leather												
34-35	Letter Tray Cover	Single Letter Tray	Double Letter Tray										
													
36-37	Memo Box	Pencil Cup	Coasters	Picture Frame									
													
38-39	Desk Pad: 4'' Side Panels	Rectilinear Conference Pad	Oval Conference Pad	Round Wastebasket									
													
Page	THE SMOKADOR COLLECTION ● Traditional Leather												
40-41	Single Letter Tray	Book Ends	Memo Box	Pencil Cup									
													
42-43	Desk Pad: 3 1/2'' Side Panels	Rectilinear Conference Pad	Oval Conference Pad	Round Wastebasket									
													
Page	ORCHESTRA UNIVERSAL SYSTEM ACCESSORIES												
46-49	Front Single Letter Tray	Front Double Letter Tray	Side Single Letter Tray	Side Double Letter Tray	Side Single Legal Tray	Side Double Legal Tray							
													
50-51	2-Way Binder Bin	Vertical Paper Pack	Slanted Sorter	File Sorter									
													
52-53	Hanging File Holders	Pencil Cup	Utility Tray										
													
54-55	Tape Dispenser	Memo Tray											
													

# KnollExtra Visual Index

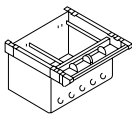
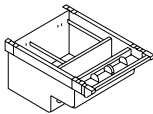
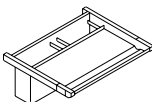
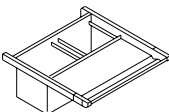
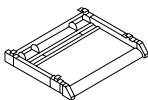
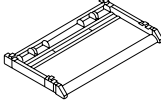
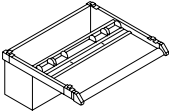
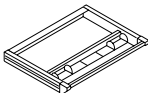
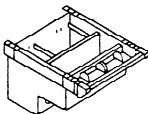

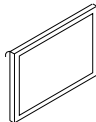
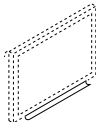
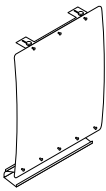
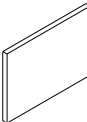
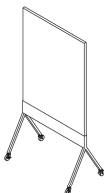
Page	ORCHESTRA UNIVERSAL SYSTEM ACCESSORIES				
56-57	Clip/Cup Holder	Bud Vase	Telephone Shelf		
					
58-59	Racetack Desk Pad	Wastebasket & Recycling Wastebasket			
					
60-66	Load Bar/Info Rail	Worksurface: Mounted Bracket	Slat board: 6 1/2''H	Slat board: 14 3/4''H	
					
Page	TECHNOLOGY MANAGEMENT : SAPPER™ MONITOR ARM COLLECTION				
70-135	Single Arm Kits	Double Arm Kits	Triple Support Kits	Quadruple Support Kits	Multiple Monitor Beam Kits
					
Page	TECHNOLOGY MANAGEMENT : SAPPER XYZ				
144-145	Single Arm Kits				
					

Page	TECHNOLOGY MANAGEMENT				
156-169	Adjustable Keyboard Support - Romeo and Juliet	Juliet	Juliet with Palm Rest		
					
	Adjustable Keyboard Support - Prospero	Adjustable Keyboard Support - Caesar	Act I	Act II	Act II Two Mouse Pads
					
	Juliet Mouse Pad	Juliet Palm Rest	Over-ten Mouse Pad		
					

Page	TECHNOLOGY MANAGEMENT : SURF® ERGONOMIC ACCESSORIES		
170	Wrist Rest	Lumbar support	Surf Board or VDT Corner
			

Page	TECHNOLOGY MANAGEMENT	
172	VDT Sleeve	Adjustable Foot Rest
		

174-143	Adjustable Vertical Metal CPU Holder	Adjustable Vertical Sling CPU Holder
		

Page	STORAGE				
176-179	BackPack® Universal Standard Suspended File	BackPack® Universal Deep Suspended File	Standard Center File	Deep Center File	
					
180-181	Narrow Keyboard Drawer	Wide Keyboard Drawer with Mouse Pad	Keyboard/Filing Drawer		
					
182-185	Pencil Drawer	Top Drawer	Universal Pencil Drawer		
					
Page	COMMUNICATIONS BOARDS				
186-195	Marker Board	Marker Tray	Top Cap Hung Marker Board	Fabric Boards	Scribe™ Mobile Markerboard
					

Manufacturer	System	Bracket Suffix
Knoll	Equity	E(Y)*
	<i>(stanchion-mounted)</i> Equity	ES
	Morrison	M
	<i>(stanchion-mounted)</i> Morrison Network	N
	Reff	R
	Dividends	DV
	<i>(stanchion-mounted)</i> Dividends	DS
	Calibre	CE
	Currents	C
	<i>(stanchion-mounted)</i> Currents	CS

\*EY for orchestra brackets. If your system is not listed, please consult your Knoll sales representative or Customer Service at 1-800-343-5665.

## Maintenance

*While KnollExtra relies on highly durable materials in each product line, regular basic maintenance will ensure the longevity of your product. Most stains, marks, and discolorations can be removed by following the simple instructions outlined on this page.*

## Plastic

Windex and a dry cloth.

## SofStone

Early removal of a stain makes SofStone care much easier. This is especially true of coated areas which are frequently handled. If oil smudges are allowed to build up, they can soften the suede coating, and become very difficult to remove. Most dirt and smudges can be removed by the following methods:

1. *Greasy stains* (crayon, oil, lipstick, etc.): remove grease and wax stains with a naphtha-dampened lint-free cloth. Change the cloth frequently to remove as much grease as possible without spreading the stain.

2. *Non-greasy stains* (dirt, coffee, mustard, catsup, etc.): dirt and smudge areas can generally be removed by using a sponge or soft bristle brush with Liquid Ajax, Mr. Clean, Lestoil, or 3M brand carpet spot remover and upholstery cleaner. Follow the instructions on the label, and rinse thoroughly with clear water and a lint-free cloth.

3. *Combination stains* (chocolate, ice cream, gravy, soup, etc.): combination stains are caused by materials that contain both greasy and non-greasy substances. First use the procedures for non-greasy stains as stated above. Then, rinse thoroughly with clear water and thoroughly dry with a lint-free cloth. If greasy stain persists, follow the procedure for greasy stains as stated above. Repeat as necessary.

## Stainless Steel:

Windex and a dry cloth.

## Antique Brass, Brushed Zinc and Black Oxide:

A damp cloth with no cleaning agents.

## Satin Brass:

Pledge.

## Linoleum:

Windex and a dry cloth.

## Contemporary and Traditional Standard Leathers:

Mild soap and water on a soft cloth.

## Spinneybeck Leathers:

As a result of the high quality aniline dye process, most scratches or minor stains can be removed simply by gently rubbing them with your fingers. The body's natural oils revitalize the leather. For stubborn stains, use mild soap and water. Take care to wash the surface evenly since soaps may slightly alter the leather's tonality.

## Surf Collection:

Wipe nylon skin using warm water and mild detergent. Do not use abrasives.

## Office Automation

### Accessories/Storage Drawers:

Clean with a soft cloth and Windex, Fantastik, Endust or other non-abrasive household cleaners. Remove stubborn stains with SofScrub.

For Surf Board and VDT Sleeve soft touch paints, never use abrasives. Clean with lukewarm water and a soft cloth.

## Marker Boards:

For day-to-day use, surface requires only a dry cleaning with a standard felt eraser or dry cloth. For best results, keep marker board and marker pens at room temperature. KnollExtra suggests Alliance Rite-On Wipe-Off marker pens which are designed for use on marker boards. All marker pens should be tightly capped and stored horizontally when not in use. If Expo brand markers are used, use the manufacturer's recommended cleaning solution, Expo Dry Erase Cleaner.

Follow the instructions below as a periodic maintenance program, or to remove stubborn stains:

1. Clean with EV-1 or any liquid ammonia-added cleaner and rinse with clean water, then dry. For best results, wash board like a window with sponge and squeegee.

2. Interim cleaning may be done by sprinkling a dry powdered cleanser on an eraser and applying to the board in a circular motion. Rinse with clean water, then dry.

3. To remove crayon, scotch tape, or other stubborn materials, apply a mild solvent or paste made with scouring powder and water.

## Fabric Boards:

Despite the durability of most panel textiles, fabric boards are subject to long-term soiling and wear. A regular maintenance program will significantly lessen soil and dirt build up or staining on your fabric boards. Cleaning is particularly important in areas adjacent to air conditioning or ventilation systems.

Remember to consult the care instructions provided by the fabric manufacturer. The general recommendations below should apply to most fabric boards.

1. Avoid excessive heat or moisture which can affect finishes and adhesives. Never allow fabric panels to become wet inside the core. Room temperature should be maintained between 50 and 85 degrees; humidity should be maintained between 20 and 50%.

2. Avoid contact with sharp edges which could puncture the surface.

3. Do not handle fabric boards more than necessary. Avoid bending or flexing the panels; this could break the bond between the surface and core materials.

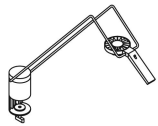
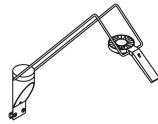
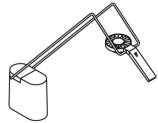
4. Grease or oil should be wiped off immediately upon contact. Remove excess grease or oil by blotting. Use hot water and mild soap to remove any remaining residue.

5. Whenever possible, clean only with warm water and mild soap. Use caution when applying cleaning agents, particularly those that contain alcohol, strong alkalis, or solvents. These ingredients may react to the vinyl backing or adhesives used in the fabric boards. Always test cleaning agents on fabric from the rear of the panel before using on the front.

6. Care should be taken in using strong room cleaners or pesticides. Their fumes may contain agents which lead to the loosening of the fabric board glue bond.

LED Light Series: Sparrow™  
by Antenna Design

KnollExtra

type	description
Table Clamp Mount	Sparrow LED light with table clamp mount
	
Antenna Beam Side Mount	Sparrow LED light with Antenna beam side mount
	
Freestanding Base	Sparrow LED light with freestanding base
	
Occupancy sensor	Universal occupancy sensor


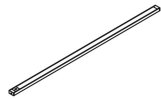
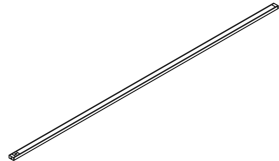
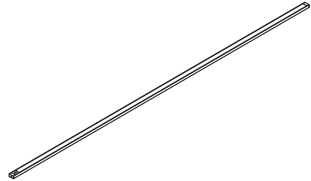
pattern no.	list price
LED 1 S CLMP	\$420.
LED 1 S SIDE	440.
LED 1 S BASE	450.
LED PIR	95.

Order Code	Ordering Information	Additional Information	Light Source Information
Example: <b>LED-1-S-CLMP</b>	<i>Specify:</i> 1. Pattern number 2. Mount	Sparrow is available in a black finish with stainless steel rods.  Occupancy sensor (LED PIR) can be added to any LED light and must be ordered separately.  UL Certified.	9 watts single multichip LED.  50,000 hours lifespan.
<b>LED</b>			
<b>1</b>			
<b>S</b>			
<b>CLMP</b>	Table Clamp Mount		

Height Range	Construction	Design Awards
Articulates 18° to 90° • Table clamp: 2.5" to 21.4" • Antenna beam side: 3.5" to 22.3" • Freestanding: 4.3" to 23.2"	Lamp: LED, cast aluminum housing, stainless steel frame and plastic reflector and lens.  Table clamp mount: steel.  Antenna beam side mount: die cast aluminum.  Freestanding base: plastic and cast iron.  Occupancy sensor: extruded aluminum body, plastic face, end caps and lens.	Best of NeoCon 2013 Silver Award.  Sparrow is TAA compliant.

LED Light Series: Highwire™  
by Antenna Design

KnollExtra

type	description
19" Undercabinet Light	19" Highwire LED light with power source
	
37" Undercabinet Light	37" Highwire LED light with power source
	
67" Undercabinet Light	67" Highwire LED light with power source
	
79" Undercabinet Light	79" Highwire LED light with power source
	
Undercabinet Light Adder	19" Highwire LED light adder with connector cable
	37" Highwire LED light adder with connector cable
	67" Highwire LED light adder with connector cable
Occupancy sensor	Universal occupancy sensor

pattern no.	list price
LED 2 IN 19	\$300.
LED 2 IN 37	500.
LED 2 IN 67	750.
LED 2 IN 79	900.
LED 2 AD 19	255.
LED 2 AD 37	455.
LED 2 AD 67	695.
LED PIR	95.

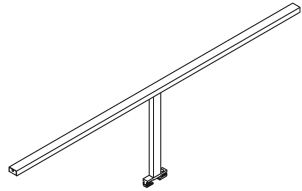
Order Code	Ordering Information	Additional Information	Light Source Information
Example: <b>LED-2-AD-19-01-BLK</b>	<i>Specify:</i>	Light ships with magnet and wood screw-in mounts.	19": 9 watts, 35 LEDs.
<b>LED</b> LED	1. Pattern number		37": 16 watts, 70 LEDs.
<b>2</b> Highwire	2. Type of light	Occupancy sensor (LED PIR) can be added to any light and must be ordered separately.	67": 30 watts, 126 LEDs.
<b>AD</b> Adder	3. Length		79": 32 watts, 140 LEDs.
<b>19</b> Length	4. Connector where required		50,000 hours lifespan.
<b>01</b> Connector	5. Finish	UL Certified.	
<b>BLK</b> Finish	<i>Type of Light:</i>		
	Individual : Ships with power source		
	Adder: Ships without power source for interconnection purposes		
	<i>Connector</i>		
	01: In-line		
	03: 3"		
	12: 12"		
	24: 24"		
	36: 36"		
	<i>Finish Options:</i>		
	Black (BLK)		
	Silver (SLV)		

Construction	Design Awards
Highwire: LEDs, extruded aluminum housing, plastic reflector end caps.	Best of NeoCon 2013 Silver Award.
Occupancy sensor: extruded aluminum body, plastic face, end caps and lens.	Highwire is TAA compliant.

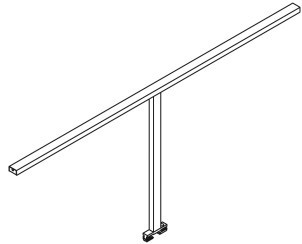


LED Light Series: T- light  
by Antenna Design

type	description
13" T-light	13" T-light with two 19" Highwire lights



21" T-light	21" T-light with two 19" Highwire lights
-------------	--



pattern no.	list price
LED 3 13 BLK	\$1,300.

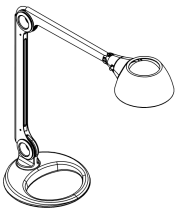
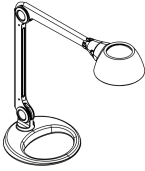




LED 3 21 BLK	1,400.
--------------	--------

Order Code	Ordering Information	Additional Information	Light Source Information
Example: LED-3-13-BLK-130	Specify:	Specify YCBT for Antenna beam with hole for T-light application.	Each 19" highwire draws 9 watts with 35 LEDs.
LED	1. Pattern number		
3	2. Type of light	All T-lights ship with black Highwire lights.	50,000 hours lifespan.
13	3. Height		
BLK	4. Frame Finish	UL Certified.	
130			
	Finish Options:		
	Jet Black (111)		
	Brown (112)		
	Dark Grey (113)		
	Folkstone (114)		
	Medium Grey (115)		
	Standstone (116)		
	Soft Grey (117)		
	Bright White (118)		
	Dark Red (130)		
	Slate Blue (131)		
	Beige Mist (611)		
	Metallic		
	Medium (612)		
	Metallic		
	Grey		
	Silver Metallic (613)		

Construction	Design Awards
T-light structure: die cast aluminum base, extruded aluminum stanchion and steel top channel.	Best of NeoCon 2013 Silver Award.
Highwire: LEDs, extruded aluminum housing, plastic reflector and end caps.	T-light is TAA compliant.

Copeland™ Light  
by Stephan Copeland






KnollExtra

product	description		
<div>Standard Arm</div> <div></div> <div>Shown with base</div>	<ul style="list-style-type: none"><li>Standard Arm.</li><li>13 watt ENERGY STAR rated compact fluorescent bulb.</li><li>Mounting option must be ordered separately.</li><li>20.75”h x 21.75”w (at 90° angle)</li><li>Reaches height fo 29.75” when extended up and depth of 35.75” when extended out.</li></ul>		
<div>Compact Arm</div> <div></div> <div>Shown with base</div>	<ul style="list-style-type: none"><li>Compact Arm.</li><li>13 watt ENERGY STAR rated compact fluorescent bulb.</li><li>Mounting option must be ordered separately.</li><li>16.25”h x 17.75”w (at 90° angle)</li><li>Reaches height of 23.5” when extended up and depth of 28.75” when extended out.</li></ul>		
Replacement bulb	<ul style="list-style-type: none"><li>ENERGY STAR 13 watt replacement compact fluorescent bulb (fits compact and standard lights)</li></ul>		
Mounting Options	Standard base <ul style="list-style-type: none"><li>To be used with standard arm only.</li></ul> <div></div>		
	Compact base <ul style="list-style-type: none"><li>To be used with compact arm only.</li></ul> <div></div>		
	Table clamp <ul style="list-style-type: none"><li>To be used with either size arm.</li><li>Works on desks of up to 1 3⁄4” thick.</li></ul> <div></div>		
	Panel Mount, Morrison <ul style="list-style-type: none"><li>Panel mount bracket for Morrison.</li><li>To be used with either size arm.</li></ul> <div></div>		

Order Code	Ordering Information		Light Bulb Information
Example: <b>COPE-01-SV,COPE-01-BASE-SV</b>	<i>Specify:</i>	<i>Finish Options:</i>	<ul style="list-style-type: none"><li>Ships with a 13 watt compact fluorescent light bulb. This is equivalent light output of a 75 watt incandescent light bulb.</li><li>13w/120v/2700K, UL listed, ENERGY STAR rated.</li><li>An incandescent light bulb can also be used. 75 watt is the maximum for the standard light and 60 watt is the maximum for the compact light.</li><li>See above for bulb replacement.</li></ul>
<b>COPE-01-SV</b> Copeland light standard arm in silver	1. Pattern number for arm	Silver (SV)	
<b>COPE-01-BASE-SV</b> Copeland standard base in silver	2. Finish for arm	Black (111)	
	3. Mounting option pattern number		
	4. Mounting option finish		

pattern no.	list price
<b>COPE-01-( )</b>	\$209.
<b>COPE-02-( )</b>	195.
<b>COPEBULB</b>	14.
<b>COPE-01-BASE-( )</b>	114.
<b>COPE-02-BASE-( )</b>	107.
<b>COPE-CLMP-( )</b>	64.
<b>COPE-PM-M-( )</b>	95.

Construction	Design Awards
The Copeland Light has a steel arm, aluminum axles, zinc coated cast iron base and metallic-painted ABS shade.	Best of NeoCon 2005, Silver Award

product	description
Mounting Options	Panel Mount, Equity <ul style="list-style-type: none"><li>Panel mount bracket for Equity.</li><li>To be used with either size arm.</li></ul> 
	Panel Mount, Reff <ul style="list-style-type: none"><li>Panel mount bracket for Reff.</li><li>To be used with either size arm.</li></ul> 
	Panel Mount, Dividends <ul style="list-style-type: none"><li>Panel mount bracket for Dividends.</li><li>To be used with either size arm.</li></ul> 
	Grommet Mount <ul style="list-style-type: none"><li>To be used with either size arm.</li></ul> 
	<ul style="list-style-type: none"><li>Slat Wall mount.</li><li>To be used with either size arm.</li><li>Can be used on all Knoll systems slat wall as well as Orchestra® slat boards and load bars.</li></ul> 

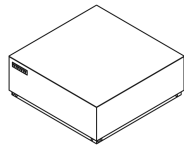
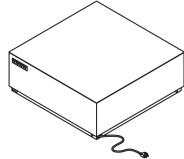
pattern no.	list price
COPE-PM-E- ( )	\$95.
COPE-PM-R- ( )	95.
COPE-PM-D- ( )	95.
COPE-GRMT- ( )	114.
COPE-SLT- ( )	95.

Order Code	Ordering Information		Light Bulb Information
Example: <b>COPE-01-SV,COPE-01-BASE-SV</b>	<i>Specify:</i>	<i>Finish Options:</i>	<ul style="list-style-type: none"><li>Ships with a 13 watt compact fluorescent light bulb. This is equivalent light output of a 75 watt incandescent light bulb.</li><li>13w/120v/2700K, UL listed, ENERGY STAR rated.</li><li>An incandescent light bulb can also be used. 75 watt is the maximum for the standard light and 60 watt is the maximum for the compact light.</li><li>See above for bulb replacement.</li></ul>
<b>COPE-01-SV</b> Copeland light standard arm in silver	1. Pattern number for arm	Silver (SV)	
<b>COPE-01-BASE-SV</b> Copeland standard base in silver	2. Finish for arm	Black (111)	
	3. Mounting option pattern number		
	4. Mounting option finish		

Construction	Design Awards
The Copeland Light has a steel arm, aluminum axles, zinc coated cast iron base and metallic-painted ABS shade.	Best of NeoCon 2005, Silver Award

Power Series  
Power Cube  
by Antenna Design

KnollExtra

item	description
	24" square table with electrical outlets on one side
	24" square table with electrical outlets on two sides
	24" square table with electrical outlets/USB on one side
	24" square table with electrical outlets/USB on two sides
	36" square table with electrical outlets on one side
	36" square table with electrical outlets on two sides
	36" square table with electrical outlets/USB on one side
	36" square table with electrical outlets/USB on two sides
	24" square table with electrical outlets on one side
	24" square table with electrical outlets/USB on one side
	36" square table with electrical outlets on one side
	36" square table with electrical outlets/USB on one side
Markerboard Cleaning Cloth	40 x 30 cm microfiber cloth
Markers	Set of 4 markers

pattern no.	list price
ACT-PW-PC-24-24-13-1E	\$1,900.
ACT-PW-PC-24-24-13-2E	2,100.
ACT-PW-PC-24-24-13-1EUSB	2,200.
ACT-PW-PC-24-24-13-2EUSB	2,400.
ACT-PW-PC-36-36-13-1E	2,200.
ACT-PW-PC-36-36-13-2E	2,400.
ACT-PW-PC-36-36-13-1EUSB	2,500.
ACT-PW-PC-36-36-13-2EUSB	2,700.
ACT-PW-PC-24-24-13-1C	1,900.
ACT-PW-PC-24-24-13-1CUSB	2,200.
ACT-PW-PC-36-36-13-1C	2,200.
ACT-PW-PC-36-36-13-1CUSB	2,500.

ACT-CB-M-CLOTH	15.
ACT-CB-M-MARKER	25.

Order Code	Ordering Information	General Notes
Example: ACT-PW-PC-36-36-13-1E	Specify: 1. Pattern number	Each electrical module has either 4 outlets or 3 outlets and 2 USB ports, depending on specification.
ACT	Activity Spaces	
PW	Power Collection	
PC	Power Cube	
36-36-13	36"x36"x13"	
1E	Electrical outlets on one side	Power Cube is 13" high with 4 levelers. Hard wired comes with 72" whip. Cord set comes with 72" cord with a 3-prong plug for 120V outlets. Base includes one slot per corner for choice of cord exit.

Each power cube comes with a whiteboard finish and ships with 4 dry erase markers (blue, green, red and black) and a microfiber cloth eraser.


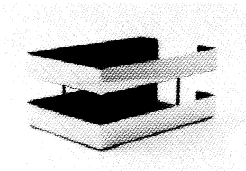

Power Series

The Smokador™ Collection

Exec Rectilinear

letter trays

KnollExtra

product	description	w	d	h	wgt.
Single Letter Tray	Legal size. Matte black interior with black linoleum floor pad. Recessed rubber feet and black felt bottom prevent scuffing.	10"	15"	2 ¼"	4 lbs. 5 ozs.
					
Double Letter Tray	Legal size. Matte black interiors with black linoleum floor pads and matte black posts. 2 ½" between trays. Recessed rubber feet and black felt bottom prevent scuffing. Ships fully assembled.	10"	15"	6 ½"	9 lbs. 2 ozs.
					
Triple Letter Tray	Legal size. Matte black interiors with black linoleum floor pads and matte black posts. 2 ½" between trays. Recessed rubber feet and black felt bottom prevent scuffing. Ships fully assembled.	10"	15"	11 ½"	13 lbs. 2 ozs.
					

pattern no.	black oxide	brushed steel and brushed zinc
1901	\$208.	\$260.
1901-2	466.	575.
1901-3	709.	873.

Order Code	Ordering Information	Custom Options	Construction
Example: 1901-BO	Specify:	Special sized letter and memo trays available. 100 piece minimum per line item.	Black oxide finish is a matte black hand-applied coating over steel.
1901	1. Pattern number		
BO	2. Finish		Brushed zinc is zinc-plated brushed steel with a semi-gloss lacquer finish.
	3. Pattern suffix (Pen Set only)	Custom finishes available upon sample chip approval. 25 piece minimum per line item. Production set up fee varies by product. Contact your Knoll sales representative or Customer Service for complete pricing information.	Brushed steel is brushed steel with a lacquer finish.
			Manufactured in the United States.





Desktop Accessories

The Smokador™ Collection

Exec Rectilinear

desk accessories

KnollExtra

product	description	w	d	h	wgt.
Memo Box	Matte black interior. Includes 4" x 6" memo paper. Non-skid rubber pad on bottom.	4 1/4"	6 1/4"	5/8"	1 lb. 4 ozs.
					
Business Card Holder	Felt base. Available in black oxide only.	3 1/2"	2"	2"	6 ozs.
					
Round Pencil Cup	Matte black interior. Non-skid rubber pad on bottom.	3 1/8"		3 1/2"	9 ozs.
					
Round Clip Cup	Matte black interior. Non-skid rubber pad on bottom.	3"		2"	8 ozs.
					







pattern no.	black oxide	brushed steel and brushed zinc
1905	\$125.	\$135.
1906	91.	
1915	99.	107.
1916	117.	125.

Order Code	Ordering Information	Custom Options	Construction
Example: 1905-BZ	Specify: 1. Pattern number 2. Finish  Metal finishes: Black Oxide (BO) Brushed Zinc (BZ) Brushed Steel (BS)	Special sized letter and memo trays available. 100 piece minimum per line item.  Custom finishes available upon sample chip approval. 25 piece minimum per line item. Production set up fee varies by product. Contact your Knoll sales representative or Customer Service for complete pricing information.	Black oxide finish is a matte black hand-applied coating over steel.  Brushed zinc is zinc-plated brushed steel with a semi-gloss lacquer finish.  Brushed steel is brushed steel with a lacquer finish.
1905			
BZ			

Desktop Accessories

The Smokador™ Collection  
Exec Rectilinear  
desk pads

KnollExtra

product	description	w	d	wgt.
Desk Pad: ¾" Side Panels 	Black linoleum with felt back. ¾" wide flush rectilinear side panels in specified finish.	34"	20"	5 lbs.
		38"	24"	7 lbs. 12 ozs.
Desk Pad: 1 ½" Side Panels 	Black linoleum with felt back. 1 ½" wide raised rectilinear side panels in specified finish.	34"	20"	5 lbs.
		38"	24"	7 lbs. 12 ozs.
Rectilinear Desk Pad 	Black linoleum with felt back. Rectilinear edge detail. No side panels.	34"	20"	4 lbs.
		38"	24"	5 lbs.
Conference Pad 	Black linoleum with felt back. Rectilinear edge detail.	18"	12"	1 lb. 6 ozs.
Radiused Desk Pad 	Black linoleum with felt back. Radiused edge detail. No side panels.	23"	17"	3 lbs. 8 ozs.
		30"	18"	3 lbs. 12 ozs.
		34"	20"	4 lbs.
		38"	24"	5 lbs.
Oval Conference Pad 	Black linoleum with felt back.	18"	12"	1 lbs. 4 ozs.

Order Code	Ordering Information	Custom Options	Construction
Example: 1912-31-BO	Specify:	Additional linoleum colors available. Special sizes available up to 34"W x 28"D. 50 piece minimum on all custom desk pads. Contact your Knoll sales representative or Customer Service for complete pricing information.	Desk accessories:
1912-31	Desk pad with ¾" side panels		Black oxide finish is a matte black hand-applied coating over steel.
BO	Black Oxide		Brushed zinc is zinc-plated brushed steel with a semi-gloss lacquer finish.
			Brushed steel is brushed steel with a lacquer finish.
			Manufactured in the United States.

pattern no.	black linoleum	black oxide	brushed steel and brushed zinc
1912-31		\$270.	
1912-41		285.	

1912-32	285.	315.
1912-42	297.	

1912-30	117.	
1912-40	135.	

1912-20	64.	
---------	-----	--




012-1	84.	
012-2	105.	
012-3	117.	
012-4	135.	

512-20	64.	
--------	-----	--

Desktop Accessories

The Smokador™ Collection  
Exec Rectilinear  
waste baskets

KnollExtra

product	description	w	d	h	wgt.
Round Wastebasket 	Black oxide exterior with matte black interior. Non-toxic. 15 qt. capacity.	10"		14 3/4"	5 lbs.
Rectilinear Wastebasket 	Black oxide exterior with matte black interior. Non-toxic. 24 qt. capacity.	8"	13"	13 1/2"	7 lbs.
Rectilinear Plastic Wastebasket 	24 qt. capacity.	8 3/8"	15"	13 3/4"	5 lbs.

pattern no.	standard plastic	black oxide
050	n/a	\$135.
055-BO	n/a	233.
255	84.	n/a

Desktop Accessories




Order Code	Ordering Information	Custom Options
Example: 050-BO	Specify:	Metal Wastebasket:
050 Round wastebasket	1. Pattern number	Custom finishes available upon
BO Black Oxide	2. Finish(when applicable)	sample chip approval. 750 piece
		minimum on plated finishes; 100
		piece minimum on painted finishes.
	Round wastebasket Metal finishes:	Production set up fee varies by
	Black Oxide (BO)	finish. Contact your Knoll sales
	Standard plastic finishes:	representative or Customer Service
	Black (BK)	for complete pricing information.

Construction	
Metal Wastebaskets:	Manufactured in the United States.
Black oxide finish is a matte black hand-applied coating over steel.	
Plastic Wastebaskets:	
High impact crystal styrene.	



The Smokador™ Collection  
Contemporary Leather  
letter trays

KnollExtra

product	description	w	d	h	wgt.
Letter Tray Cover	Legal size. Suede bottom.	10 ½"	14 ½"		2 lbs.
					
Single Letter Tray	Legal size. Suede bottom.	11 ¼"	15 ¼"	2"	3 lbs.
					
Double Letter Tray	Legal size. Suede bottom. Non-scuffing recessed rubber feet. Chrome posts on standard black leather. Specify chrome or brass posts on all other leather selections. Ships fully assembled.	11 ¼"	15 ¼"	6 ½"	6 lbs.
					





pattern no.	Vicenza	Velluto Pelle	Sabrina
3333	\$270.	\$349.	\$383.
3301	377.	484.	547.
3301-2	820.	1,015.	1,103.

Order Code	Ordering Information	Custom Options
Example: 3301-2-VP-MB-VP556	<i>Specify:</i> 1. Pattern number 2. Leather selection 3. Hardware selection (Double Letter Tray only)  <i>Spinneybeck leathers:</i> Vicenza (VZ) Velluto Pelle (VP) Sabrina (SA)  <i>Double letter tray hardware:</i> Mirror Chrome (MC) Mirror Brass (MB)	Customer's own leather (COL) available upon approval of sample. 10 unit minimum on all specials. Upcharges based on number of cowhides required for production. Contact your Knoll sales representative or Customer Service for complete pricing information.
3301-2		
VP		
MB		
VP556		

Construction			
<i>Spinneybeck Vicenza (VZ):</i> A corrected grain, aniline dyed leather. The correction process refines the surface of the leather preparing it for the reception of an embossed grain pattern prior to finishing.	<i>Spinneybeck Velluto Pelle (VP):</i> An aniline dyed, enhanced full grain leather. The combination of the subtle surface enhancement and special ironing process creates the suppleness and smoothness of this leather. Velluto Pelle has a breathable, medium, protective finish.	<i>Spinneybeck Sabrina (SA):</i> An aniline dyed, full grain, kip leather. The fine quality and lightweight material produce a supple hand and smooth, tight grain appearance. Sabrina receives a breathable, protective finish and is appropriate for high-traffic use.	Manufactured in the United States, using domestic and Spinneybeck Italian leathers.

The Smokador™ Collection  
Contemporary Leather  
desk accessories

KnollExtra

product	description	type	w	d	h	wgt.
Memo Box	Includes 4" x 6" memo paper. Suede bottom.		5 1/4"	7 1/4"	3/4"	1 lb.
						
Pencil Cup	Suede bottom.		3 7/16"	3 7/16"	4 1/8"	1 lb.
						
Coasters	Set of four. Circular leather or black linoleum. Felt bottom.	Leather		3 1/4"		4 ozs. (set)
		Linoleum		3 1/4"		4 ozs. (set)
						
Picture Frame	Sized for 4" x 6" photographs or 5" x 7" photographs. Easel-style stand. Frame is available in Spinneybeck leathers as a special only.		5 3/4"	3/4"	7 3/4"	1 lb.
	Sized for 4" x 6" photographs or 5" x 7" photographs. Easel-style stand. Frame is available in Spinneybeck leathers as a special only.		6 3/4"	3/4"	8 3/4"	1 lb.
						

pattern no.	linoleum	Vicenza	Velluto Pelle	Sabrina
3305		\$260.	\$315.	\$349.
3315		225.	297.	332.
3319-4		83.	117.	154.
3319-4-LN	36.			
3370 (4" x 6")		242.		
3371 (5" x 7")		254.		




Order Code	Ordering Information		Custom Options
Example: <b>3315-VZ BLK</b>	<i>Specify:</i>		Customer's own leather (COL) available upon approval of sample. 10 unit minimum on all specials. Upcharges based on number of cowhides required for production. Contact your Knoll sales representative or Customer Service for complete pricing information.
<b>3315</b>	Pencil Cup	There are 20 rich colors available in Vicenza and more than 100 vibrant colors available in Sabrina and Velluto Pelle. To view the complete color selection, please contact your Knoll sales representative or Spinneybeck.	
<b>VZ BLK</b>	Vicenza Black		
<i>Spinneybeck leathers:</i> Vicenza (VZ) Velluto Pelle (VP) Sabrina (SA)		Please note that 10 or more units are required on all Spinneybeck orders.	

Construction			
<i>Spinneybeck Vicenza (VZ):</i> A corrected grain, aniline dyed leather. The correction process refines the surface of the leather preparing it for the reception of an embossed grain pattern prior to finishing.	<i>Spinneybeck Velluto Pelle (VP):</i> An aniline dyed, enhanced full grain leather. The combination of the subtle surface enhancement and special ironing process creates the suppleness and smoothness of this leather. Velluto Pelle has a breathable, medium, protective finish.	<i>Spinneybeck Sabrina (SA):</i> An aniline dyed, full grain, kip leather. The fine quality and lightweight material produce a supple hand and smooth, tight grain appearance. Sabrina receives a breathable, protective finish and is appropriate for high-traffic use.	Manufactured in the United States, using domestic and Spinneybeck Italian leathers.

Desktop Accessories

The Smokador™ Collection  
Contemporary Leather  
deskpad and wastebaskets

KnollExtra

product	description	type	w	d	wgt.
	Black linoleum with black felt back. 4" wide raised side panels in specified leather.		34"	20"	6 lbs.
			38"	24"	7 lbs.12 ozs.
Rectilinear Conference Pad	Leather or black linoleum. Black felt back.	Leather	18"	12"	3 lbs. 6 ozs.
		Linoleum	18"	12"	1 lb. 6 ozs.
	Leather or black linoleum. Black felt back.	Leather	18"	12"	2 lbs. 9 ozs.
		Linoleum	18"	12"	1 lb. 4 ozs.
Round Wastebasket	Black interior. Steel covered with leather.		10"	14 <sup>3</sup> / <sub>4</sub> "	6 lbs.
					





pattern no.	black linoleum	Vicenza	Velluto Pelle	Sabrina
3312-3		\$279.	\$383.	\$432.
3312-4		315.	419.	466.
3313		270.	321.	360.
1912-20	64.			
3314		270.	321.	360.
512-20	64.			
3350		315.	413.	476.

Order Code	Ordering Information	Custom Options
Example: 3312-4-VZ BLK	Specify: 1. Pattern number 2. Leather selection	Custom sized leather conference pads available in sizes up to 38"W x 24"D (rectangular)and 18"W x 12"D (oval).
3312-4 38" x 24" desk pad		
VZ BLK Vicenza Black	Spinneybeck leathers: Vicenza (VZ) Velluto Pelle (VP) Sabrina (SA)	Customer's own leather (COL)available upon approval of sample.10 unit minimum on all specials. Upcharges based on number of cowhides required for production. Contact your Knoll sales representative or Customer Service for complete pricing information.
		Please note that 10 or more units are required on all Spinneybeck orders.

Construction			
Spinneybeck Vicenza (VZ): A corrected grain, aniline dyed leather. The correction process refines the surface of the leather preparing it for the reception of an embossed grain pattern prior to finishing.	Spinneybeck Velluto Pelle (VP): An aniline dyed, enhanced full grain leather. The combination of the subtle surface enhancement and special ironing process creates the suppleness and smoothness of this leather. Velluto Pelle has a breathable, medium, protective finish.	Spinneybeck Sabrina (SA): An aniline dyed, full grain, kip leather. The fine quality and lightweight material produce a supple hand and smooth, tight grain appearance. Sabrina receives a breathable, protective finish and is appropriate for high-traffic use.	Manufactured in the United States, using domestic and Spinneybeck Italian leathers.

The Smokador™ Collection  
Traditional Leather  
desk accessories

KnollExtra



product	description	w	d	h	wgt.
Single Letter Tray	Legal size. Suede bottom.	10 ½"	15"	2 ½"	2 lbs.
					
Book Ends	2 per set. Suede bottoms.	4"	4 ⅝"	6 ½"	6 lbs.
					
Memo Box	Includes 5" x 8" memo paper. Suede bottom.	6"	9"	1 ¼"	1 lb. 8 oz.
					
Pencil Cup	Leather wrapped. Suede bottom.	3"	3 ½"	4"	1 lb.
					




pattern no.	Vicenza	Velluto Pelle	Sabrina
3601	\$419.	\$564.	\$620.
3604	512.	583.	620.
3605	297.	377.	413.
3615	243.	285.	321.

Order Code	Ordering Information		Custom Options
Example: <b>3601-VZ BLK</b>	<i>Specify:</i>		Customer's own leather (COL) available upon approval of sample. 10 unit minimum on all specials. Upcharges based on number of cowhides required for production. Contact your Knoll sales representative or Customer Service for complete pricing information.
<b>3601</b>	Single letter tray	1. Pattern number	
<b>VZ BLK</b>	Vicenza Black	2. Leather selection	
		3. Hardware selection (Calendar set)	
		<i>Spinneybeck leathers:</i> Vicenza (VZ) Velluto Pelle (VP) Sabrina (SA)	
		There are 20 rich colors available in Vicenza and more than 100 vibrant colors available in Sabrina and Velluto Pelle. To view the complete color selection, please contact your Knoll sales representative or Spinneybeck.  Please note that 10 or more units are required on all Spinneybeck orders.	

Construction			
Spinneybeck Vicenza (VZ): A corrected grain, aniline dyed leather. The correction process refines the surface of the leather preparing it for the reception of an embossed grain pattern prior to finishing.	Spinneybeck Velluto Pelle (VP): An aniline dyed, enhanced full grain leather. The combination of the subtle surface enhancement and special ironing process creates the suppleness and smoothness of this leather. Velluto Pelle has a breathable, medium, protective finish.	Spinneybeck Sabrina (SA): An aniline dyed, full grain, kip leather. The fine quality and lightweight material produce a supple hand and smooth, tight grain appearance. Sabrina receives a breathable, protective finish and is appropriate for high-traffic use.	Manufactured in the United States, using domestic and Spinneybeck Italian leathers.




product	description		d	h
Metal Letter Tray Stacking Posts	4 per set, with screws. For use with the Contemporary Leather and Exec Rectilinear Collections. Available in mirror chrome, mirror brass, and matte black only.		1/4"	4 1/4"
				
Letter Tray Stacking Post Threaded Rods	4 per set. For use with stacking posts for the Contemporary Leather and Exec Rectilinear Collections.			
				

pattern no.	list price
001-214	\$36.
	
	
001-315	8.
	

Order Code		Ordering Information	
Example:	001-214-MC	Specify:	Metal letter tray post finishes:
001-214	Metal letter tray stacking posts	1. Pattern number	Mirror Brass (MB)
		2. Finish (except Threaded Rods)	Matte Black (BK)
MC	Mirror chrome		

Orchestra® Universal System Accessories  
by Bruce Hannah & Ayse Birsel  
letter trays

KnollExtra

product	description	w	d	h	wgt.
Front Letter Single Tray	Single tray. Non-scuffing rubber feet.	10 ¼"	13"	2 ¾"	1 lb. 2 ozs.
					
Front Letter Double Tray	Double tray. Non-scuffing rubber feet. Removable stacking brackets included.	10 ¼"	13"	7 ¼"	2 lbs. 5 ozs.
					
Side Letter Single Tray	Single tray. Non-scuffing rubber feet.	13 ¼"	9 ½"	2 ¾"	1 lb. 7 ozs.
					
Side Letter Double Tray	Double tray. Non-scuffing rubber feet. Removable stacking brackets included.	13 ¼"	9 ½"	7 ¼"	2 lbs. 15 ozs.
					
Side Legal Single Tray	Single tray. Non-scuffing rubber feet.	15 ½"	9 ½"	2 ¾"	2 lbs.
					

pattern no.	translucent colors list price	opaque colors list price
ORCH-F-LT	\$51.	\$41.
2ORCH-F-LT	102.	88.
ORCH-S-LT	51.	41.
2ORCH-S-LT	102.	88.
ORCH-S-LGT	62.	54.

Order Code	Ordering Information	Custom Options
Example: ORCH-F-LT-BK	Specify:	Custom colors available upon sample chip approval. \$350 color match fee and 500 piece minimum per line item.
ORCH-F-LT	1. Pattern number	
BK	2. Finish	
	Opaque plastic finishes: Black (BK) Medium Grey (DG) Soft Grey (E)	
	Translucent K-resin finish: Clear (CL)	
	Letter trays mounted on slat wall or load bars accommodate up to max. 15lbs of weight.	

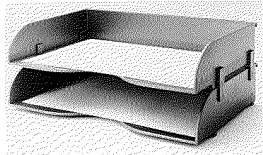
Construction	Design Awards
Opaque plastic finishes: Sturdy polystyrene plastic in matte, textured finish. Fingerprint resistant.	Permanent Collection of the Cooper-Hewitt, National Design Museum, Smithsonian Institution, 1994; ROSCOE Award, Interior Design Magazine, 1991;
Translucent finishes: Sturdy K-resin (SBC) plastic.	Outstanding Performance, Product Design Achievement Award, IBD Southern California Chapter, 1991;
Manufactured in the United States.	Bronze Award, IBD Product Design Competition, 1990.

Orchestra® Universal System Accessories

by Bruce Hannah & Ayse Birsel

letter trays

KnollExtra

product	description	w	d	h	wgt.
Side Legal Double Tray	Double tray. Non-scuffing rubber feet. Removable stacking brackets included.	15 1/2"	9 1/2"	7 1/4"	4 lbs. 1 oz.
					
Replacement Stacking Brackets	Set of four stacking brackets for all Orchestra letter trays.	3/4"	1/2"	2"	1 oz. (set)

pattern no.	translucent colors list price	opaque colors list price
2ORCH-S-LGT	\$122.	\$106.
ORCH-SB	6.	5.

Order Code	Ordering Information	Custom Options
Example: ORCH-F-LT-BK	<i>Specify:</i> 1. Pattern number 2. Finish  <i>Opaque plastic finishes:</i> Black (BK) Medium Grey (DG) Soft Grey (E)  <i>Translucent K-resin finish:</i> Clear (CL)  Letter trays mounted on slat wall or load bars accommodate up to max. 15lbs of weight.	Custom colors available upon sample chip approval. \$350 color match fee and 500 piece minimum per line item.
ORCH-F-LT		
BK		

Construction	Design Awards
<i>Opaque plastic finishes:</i> Sturdy polystyrene plastic in matte, textured finish. Fingerprint resistant.	Permanent Collection of the Cooper-Hewitt, National Design Museum, Smithsonian Institution, 1994; ROSCOE Award, Interior Design Magazine, 1991; Outstanding Performance, Product Design Achievement Award, IBD Southern California Chapter, 1991; Bronze Award, IBD Product Design Competition, 1990.
<i>Translucent finishes:</i> Sturdy K-resin (SBC) plastic.	
Manufactured in the United States.	



Orchestra® Universal System Accessories  
by Bruce Hannah & Ayse Birsel  
paper management

KnollExtra

product	description	w	d	h	wgt.
2-Way Binder Bin	Horizontal or vertical positioning. Excellent for rail-mount, desktop, and overhead storage.	4 7/8"	12 1/4"	8 1/4"	1 lb. 6 ozs.
					
Vertical Paper Pack	Holds memo, letter, legal and unbound EDP size material.	15 1/4"	5"	9"	2 lbs. 1 oz.
					
Slanted Sorter	Removable dividers tilt left and right.	9"	11"	8 1/2"	2 lbs. 4 ozs.
					
File Sorter	Versatile sorter holds small files, stationery, envelopes, messages and other desktop papers.	10 1/4"	5 1/2"	5 1/2"	1 lb. 8 ozs.
					

Order Code	Ordering Information	Custom Options
Example: <b>ORCH-BDN-DG</b>	<i>Specify:</i>	Custom colors available upon sample chip approval. \$350 color match fee and 500 piece minimum per line item.
<b>ORCH-BDN</b>	1. Pattern number	
	2. Finish	
<b>DG</b>	<i>Opaque plastic finishes:</i>	
	Black (BK)	
	Medium Grey (DG)	
	Soft Grey (E)	
	<i>Translucent K-resin finish:</i>	
	Clear (CL)	

pattern no.	translucent colors list price	opaque colors list price
<b>ORCH-BDN</b>	\$65.	\$58.
<b>ORCH-VPP</b>	70.	65.
<b>ORCH-SSD</b>	70.	65.
<b>ORCH-FS</b>	49.	45.




Construction	Design Awards
<i>Opaque plastic finishes:</i> Sturdy polystyrene plastic in matte, textured finish. Fingerprint resistant.	Permanent Collection of the Cooper-Hewitt, National Design Museum, Smithsonian Institution, 1994; ROSCOE Award, Interior Design Magazine, 1991; Outstanding Performance, Product Design Achievement Award, IBD Southern California Chapter, 1991; Bronze Award, IBD Product Design Competition, 1990.
<i>Translucent finish:</i> Sturdy K-resin (SBC) plastic.	
Manufactured in the United States.	

Orchestra® Universal System Accessories

by Bruce Hannah & Ayse Birsel

hanging file holders, pencil cup and utility trays

KnollExtra

product	description	w	d	h	wgt.
<div><div>Hanging File Holders</div><div></div></div>	2 per set. Attach to rail and hold legal or letter size hanging folders for easy access. Black is anodized aluminum. Medium grey is painted aluminum. Not for use on Currents slat wall.	1"	8"	1"	8 ozs. (pair)
<div><div>Pencil Cup</div><div></div></div>	Three compartments for pencils, 4" x 6" memo paper, and large Post-It™ Notes.	5"	3"	4"	7 ozs.
<div><div>Utility Tray</div><div></div></div>	6 versatile compartments hold pencils, paper clips, and other paper management items. Largest compartment is 3" x 8 1/4".	12"	7"	1"	12 ozs.

pattern no.	translucent colors list price	opaque colors list price
<b>ORCH-HFH</b>		\$48.
<b>ORCH-PC</b>	29.	25.
<b>ORCH-UT</b>	36.	34.

Order Code	Ordering Information	Custom Options
Example: <b>ORCH-PC</b>	<i>Specify:</i>	For plastic accessories, custom colors available upon sample chip approval. \$350 color match fee and 500 piece minimum per line item.
<b>ORCH-PC</b> Pencil cup	1. Pattern number	
<b>CL</b> Clear	2. Finish	
	3. Divider finish(mini-shelf only)	
	<i>Opaque plastic finishes:</i> Black (BK) Medium Grey (DG) Soft Grey (E)	
	<i>Translucent K-resin finish:</i> Clear (CL)	
	<i>Hanging file holder metal finishes:</i> Black (BK) Medium Grey (DG)	


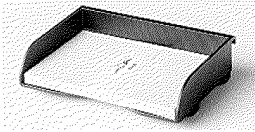
Construction	Design Awards
<i>Hanging file holders:</i> Medium grey painted aluminum or black anodized aluminum. Mini-shelf dividers are poly-styrene plastic.	Permanent Collection of the Cooper-Hewitt, National Design Museum, Smithsonian Institution, 1994; ROSCOE Award, Interior Design Magazine, 1991; Outstanding Performance, Product Design Achievement Award, IBD Southern California Chapter, 1991; Bronze Award, IBD Product Design Competition, 1990.
<i>Pencil cup and utility tray:</i> Sturdy polystyrene plastic in a matte, textured finish. Fingerprint resistant.	
<i>Translucent finishes:</i> Sturdy K-resin (SBC) plastic.	
Manufactured in the United States.	

Orchestra® Universal System Accessories

by Bruce Hannah & Ayse Birsel

tape dispenser and memo tray

KnollExtra

product	description	w	d	h	wgt.
Tape Dispenser	Holds standard, clear tape (not included).	1"	4 1/2"	3 1/2"	3 ozs.
					
Memo Tray	Includes 4" x 6" memo paper. Non-scuffing rubber feet.	6"	4"	1"	9 ozs.
					




pattern no.	translucent colors list price	opaque colors list price
ORCH-TD	\$24.	\$23.
ORCH-MT	29.	25.

Order Code	Ordering Information	Custom Options
Example: <b>ORCH-TD-E</b>	<i>Specify:</i>	Custom colors available upon sample chip approval. \$350 color match fee and 500 piece minimum per line item.
<b>ORCH-TD</b> Tape dispenser	1. Pattern number	
<b>E</b> Soft grey	2. Finish	
<i>Opaque plastic finishes:</i>		
Black (BK) Medium Grey (DG) Soft Grey (E)		
<i>Translucent K-resin finish:</i>		
Clear (CL)		

Construction	Design Awards
<i>Opaque plastic finishes:</i> Sturdy polystyrene plastic in matte, textured finish. Fingerprint resistant.	Permanent Collection of the Cooper-Hewitt, National Design Museum, Smithsonian Institution, 1994; ROSCOE Award, Interior Design Magazine, 1991; Outstanding Performance, Product Design Achievement Award, IBD Southern California Chapter, 1991; Bronze Award, IBD Product Design Competition, 1990.
<i>Translucent finish:</i> Sturdy K-resin (SBC) plastic.	
Manufactured in the United States.	

by Bruce Hannah & Ayse Birsel

clip/cup holder, bud vase and telephone shelf

product	description	w	d	h	wgt.
Clip/Cup Holder	Removes coffee cups, cans, paper clips, thumb tacks, etc. from the worksurface. Available in black and medium grey painted aluminum.	3 ¾"	4"	1"	4 ozs.
					
Bud Vase	Available in black and clear. Rail-mounted only.	2"	2"	7"	3 ozs.
					
Telephone Shelf	Holds virtually any standard office telephone. Available in black only.	12"	11 ½"	2"	3 lbs. 12 ozs.
					

pattern no.	opaque colors	list price
ORCH-CCH		\$57.
ORCH-VAS		25.
ORCH-TS-UNI		100.

Order Code	Ordering Information	Custom Options
Example: <b>ORCH-CCH-BK</b>	<i>Specify:</i> 1. Pattern number 2. Finish (When applicable)  <i>Acrylic vase finishes:</i> Black (BK) Clear (CL)  <i>Clip/cup holder finishes:</i> Black (BK) Medium Grey (DG)	For plastic accessories, custom colors available upon sample chip approval. \$350 color match fee and 500 piece minimum per line item.
<b>ORCH-CCH</b>		
<b>BK</b>		




Construction	Design Awards
<i>Translucent finish:</i> Sturdy K-resin (SBC) plastic.	Permanent Collection of the Cooper-Hewitt, National Design Museum, Smithsonian Institution, 1994; ROSCOE Award, Interior Design Magazine, 1991; Outstanding Performance, Product Design Achievement Award, IBD Southern California Chapter, 1991; Bronze Award, IBD Product Design Competition, 1990.
<i>Clip/cup holder:</i> Painted,sand cast aluminum.	
<i>Bud vase:</i> Acrylic with black polystyrene holder.	
<i>Telephone shelf:</i> 16-gauge painted steel.	
Bud vase is manufactured in Taiwan, Republic of China. All other items are manufactured in the United States.	

Orchestra® Universal System Accessories

by Bruce Hannah & Ayse Birsel

desk pads and wastebaskets

KnollExtra

product	description	w	d	h	wgt.
Racetrack Desk Pad	Black linoleum with felt back.	30"	18"		5 lbs.
					
Wastebasket	Freestanding, 24 qt. capacity.	8½"	14"	14⅞"	4 lbs. 6 ozs.
					
Recycling Wastebasket	Blue recycling color for desk-side separation of waste materials. Includes recycling stickers. Freestanding. 24 qt. capacity.	8½"	14"	14⅞"	4 lbs. 6 ozs.
					

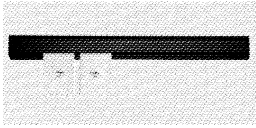
pattern no.	list price
ORCH-DP	\$97.
ORCH-WBK	109.
ORCH-WBK-R-EB	109.

Order Code	Ordering Information	Custom Options
Example: ORCH-WBK-E	Specify:	Additional desk pad colors available. Special sizes available up to 34"W x 28"D. 50 piece minimum on all custom desk pads. Custom wastebasket colors available upon sample chip approval. \$350 color match fee and 750 minimum per line item. Contact your Knoll sales representative or Customer Service for complete pricing information.
ORCH-WBK	1. Pattern number	
E	2. Finish (When applicable)	
	Wastebasket finishes:	
	Black (BK)	
	Soft Grey (E)	
	Electric Blue (EB)	

Construction	Design Awards
Desk pad:	Permanent Collection of the Cooper-Hewitt, National Design Museum, Smithsonian Institution, 1994; ROSCOE Award, Interior Design Magazine, 1991;
Black linoleum with felt black	Outstanding Performance, Product Design Achievement Award, IBD Southern California Chapter, 1991; Bronze Award, IBD Product Design Competition, 1990.
Wastebasket:	
Polypropylene with matte textured finish.	
Manufactured in the United States.	

Orchestra® Universal System Accessories  
by Bruce Hannah & Ayse Birsel  
load bar/info rail

KnollExtra

product	description	w	d	h	wgt.
Load Bar/Info Rail 	<ul style="list-style-type: none"><li>Fits virtually every office system.</li><li>Mounts on panel, stanchion, wall or freestanding desk.</li><li>Info Rail underside holds memos and notes for easy access.</li><li>Black plastic end caps.</li><li>Wall, stanchion or panel-mounted brackets included in list price (see mounting options page).</li></ul>	24"	½"	3"	1 lb. 9 ozs.
		30"	½"	3"	2 lbs.
		35"	½"	3"	2 lbs. 6 ozs.
		36"	½"	3"	2 lbs. 9 ozs.
		42"	½"	3"	3 lbs.
		45"	½"	3"	3 lbs. 2 ozs.
		48"	½"	3"	3 lbs. 4 ozs.
		54"	½"	3"	4 lbs.
		60"	½"	3"	4 lbs. 5 ozs.
		66"	½"	3"	4 lbs. 8 ozs.
		72"	½"	3"	4 lbs. 12 ozs.
Load Bar/Info Rail Morrison Network 2		11 ⅝"	½"	3"	
		17 ⅝"	½"	3"	
		23 ⅝"	½"	3"	
		29 ⅝"	½"	3"	
		35 ⅝"	½"	3"	
		41 ⅝"	½"	3"	
		47 ⅝"	½"	3"	
		53 ⅝"	½"	3"	
		59 ⅝"	½"	3"	
Currents Work Shelf Load Bar		13 ½"	½"	3"	
		17 ⅞"	½"	3"	
		29 ⅞"	½"	3"	
Currents Stanchion Mounted Load Bar		26 ¾"	½"	3"	
		38 ¾"	½"	3"	
Dividends and Caliber Stanchion Mounted Load Bar	(Note: Dividends End Panels including sliding door overdesks do not support load bars.)	31 ⅝"	½"	3"	
		37 ⅝"	½"	3"	
		43 ⅝"	½"	3"	
		55 ⅝"	½"	3"	
		67 ⅝"	½"	3"	

pattern no.	list
OR-LBI-24-( )()	\$98.
OR-LBI-30-( )()	98.
OR-LBI-35-( )()	105.
OR-LBI-36-( )()	105.
OR-LBI-42-( )()	117.
OR-LBI-45-( )()	130.
OR-LBI-48-( )()	130.
OR-LBI-54-( )()	143.
OR-LBI-60-( )()	150.
OR-LBI-66-( )()	167.
OR-LBI-72-( )()	194.
OR-LBI-24-N2-( )()	86.
OR-LBI-30-N2-( )()	93.
OR-LBI-36-N2-( )()	98.
OR-LBI-42-N2-( )()	98.
OR-LBI-48-N2-( )()	105.
OR-LBI-54-N2-( )()	117.
OR-LBI-60-N2-( )()	130.
OR-LBI-66-N2-( )()	143.
OR-LBI-72-N2-( )()	150.
OR-LBI-30-C-( )()	40.
OR-LBI-36-C-( )()	49.
OR-LBI-48-C-( )()	68.
OR-LBI-36-CS-( )()	63.
OR-LBI-48-CS-( )()	95.
OR-LBI-36-DV-( )()	67.
OR-LBI-42-DV-( )()	81.
OR-LBI-48-DV-( )()	96.
OR-LBI-60-DV-( )()	113.
OR-LBI-72-DV-( )()	143.

Order Code	Ordering Information		
Example: OR-LBI-36-111 OR-BKT-PM-R	Specify: 1. Pattern number 2. System Suffix 3. Finish 4. Mounting Option	Painted Core aluminum finishes: Medium Grey (115) Soft Grey (117) Black (111) Beige Mist Metallic (611) Brown (112) Dark Grey (113) Folkstone Grey (114) Sandstone (116) Bright White (118) Medium Grey Metallic (612)	Painted Legacy aluminum finishes are still available for existing customers only: Medium Metallic Grey (DG) Soft Grey (E) Warm Putty (WP) Flint (F) Black (BK)
OR-LBI-36 36"load bar			
111 Black			
OR-BKT-PM-R Panel-mounted bracket for Reff			
	Special sizes and small quantity orders may be painted		
	Anodized aluminum finish: Silver Anodized (SV)		

Mounting Options	Custom Options	Construction	Design Awards
Please note flat panel monitor arms cannot be mounted on Orchestra® load bars. Flat panel monitors can be mounted on Orchestra® slat wall only when mounted on an architectural wall. Please see p.138 for flat panel monitor support mount options.	Note: Load Bar/Info Rails are available in custom lengths. Please note that for all lengths greater than 66", load bar will be painted, not anodized. Contact your local Knoll Customer Service representative for details.	Load bar/info rail: Corrosion-resistant T-6063 painted or anodized aluminum. End caps are textured polystyrene plastic. Load Bar is filled with ½" Delrin plastic pellets to support papers on info rail.	Permanent Collection of the Cooper-Hewitt, National Design Museum, Smithsonian Institution, 1994; ROSCOE Award, Interior Design Magazine, 1991; Outstanding Performance, Product Design Achievement Award, IBD Southern California Chapter, 1991; Bronze Award, IBD Product Design Competition, 1990.
		Manufactured in the United States.	

See page 68 for mounting options

product	description	w	d	h	wgt.
Equity Stanchion Load Bar		24"	1"	3"	
		30"	1"	3"	
		36"	1"	3"	
		42"	1"	3"	
		54"	1"	3"	
		66"	1"	3"	
Equity Application Load Bar		22 ¼"	½"	3"	
		28 ¼"	½"	3"	
		34 ¼"	½"	3"	
		40 ¼"	½"	3"	
		46 ¼"	½"	3"	
		52 ¼"	½"	3"	
		58 ¼"	½"	3"	
		64 ¼"	½"	3"	
		70 ¼"	½"	3"	

pattern no.	list
OR-LBI-30-ES-( )()	\$98.
OR-LBI-36-ES-( )()	98.
OR-LBI-42-ES-( )()	105.
OR-LBI-48-ES-( )()	117.
OR-LBI-60-ES-( )()	143.
OR-LBI-72-ES-( )()	167.
OR-LBI-24-EY-( )()	98.
OR-LBI-30-EY-( )()	98.
OR-LBI-36-EY-( )()	105.
OR-LBI-42-EY-( )()	117.
OR-LBI-48-EY-( )()	130.
OR-LBI-54-EY-( )()	143.
OR-LBI-60-EY-( )()	150.
OR-LBI-66-EY-( )()	167.
OR-LBI-72-EY-( )()	194.


Order Code	Ordering Information		
Example: OR-LBI-36-111 OR-BKT-PM-R	Specify:	Painted Core aluminum finishes:	
OR-LBI-36 36 "load bar	1. Pattern number	Medium Grey (115)	
111 Black	2. System Suffix	Soft Grey (117)	
OR-BKT- Panel-mounted bracket	3. Finish	Black (111)	
PM-R for Reff	4. Mounting Option	Beige Mist Metallic (611)	
	Special sizes and small quantity orders may be painted	Brown (112)	
		Dark Grey (113)	
	Anodized aluminum finish: Silver Anodized (SV)	Folkstone Grey (114)	
		Sandstone (116)	
		Bright White (118)	
		Medium Grey Metallic (612)	
		Painted Legacy aluminum finishes are still available for existing customers only:	
		Medium Metallic Grey (DG)	
		Soft Grey (E)	
		Warm Putty (WP)	
		Flint (F)	
		Black (BK)	

Mounting Options	Custom Options	Construction	Design Awards
Please note flat panel monitor arms cannot be mounted on Orchestra® load bars. Flat panel monitors can be mounted on Orchestra® slat wall only when mounted on an architectural wall. Please see p.138 for flat panel monitor support mount options.	Note: Load Bar/Info Rails are available in custom lengths. Please note that for all lengths greater than 66", load bar will be painted, not anodized. Contact your local Knoll Customer Service representative for details.	Load bar/info rail: Corrosion-resistant T-6063 painted or anodized aluminum. End caps are textured polystyrene plastic. Load Bar is filled with ½" Delrin plastic pellets to support papers on info rail.	Permanent Collection of the Cooper-Hewitt, National Design Museum, Smithsonian Institution, 1994; ROSCOE Award, Interior Design Magazine, 1991; Outstanding Performance, Product Design Achievement Award, IBD Southern California Chapter, 1991; Bronze Award, IBD Product Design Competition, 1990.
		Manufactured in the United States.	

See page 68 for mounting options



Orchestra® Universal System Accessories  
by Bruce Hannah & Ayse Birsel  
slat board 6 1/2"

product	description	w	d	h	wgt.
Slat board-6 1/2" 	<ul style="list-style-type: none"><li>Fits virtually every office system. Mounts on panel, stanchion, wall or freestanding desk.</li><li>3 horizontal accessory channels.</li><li>Info rail underside holds memos and notes for easy access.</li><li>Wall, stanchion, or panel-mounted brackets included in list price (see mounting options page).</li></ul>	24"	1"	6 1/2"	2 lbs. 9 ozs.
		30"	1"	6 1/2"	3 lbs. 3 ozs.
		35"	1"	6 1/2"	3 lbs. 13 ozs.
		36"	1"	6 1/2"	3 lbs. 13 ozs.
		42"	1"	6 1/2"	4 lbs. 8 ozs.
		45"	1"	6 1/2"	4 lbs. 8 ozs.
		48"	1"	6 1/2"	5 lbs. 2 ozs.
		54"	1"	6 1/2"	5 lbs. 12 ozs.
		60"	1"	6 1/2"	6 lbs. 6 ozs.
		66"	1"	6 1/2"	7 lbs.
		72"	1"	6 1/2"	7 lbs. 11 ozs.
Slat board Morrison Network 2		11 5/8"	1"	6 1/2"	
		17 5/8"	1"	6 1/2"	
		23 5/8"	1"	6 1/2"	
		29 5/8"	1"	6 1/2"	
		35 5/8"	1"	6 1/2"	
		41 5/8"	1"	6 1/2"	
		47 5/8"	1"	6 1/2"	
		53 5/8"	1"	6 1/2"	
		59 5/8"	1"	6 1/2"	
Slat board-Equity Stanchion		24"	1"	6 1/2"	
		30"	1"	6 1/2"	
		36"	1"	6 1/2"	
		42"	1"	6 1/2"	
		54"	1"	6 1/2"	
		66"	1"	6 3/4"	
Equity application		24"	1"	6 1/2"	2 lbs. 9 ozs.
		30"	1"	6 1/2"	3 lbs. 3 ozs.
		36"	1"	6 1/2"	3 lbs. 13 ozs.
		42"	1"	6 1/2"	4 lbs. 8 ozs.
		48"	1"	6 1/2"	5 lbs. 2 ozs.
		54"	1"	6 1/2"	5 lbs. 12 ozs.
		60"	1"	6 1/2"	6 lbs. 6 ozs.
		66"	1"	6 1/2"	7 lbs.
		72"	1"	6 1/2"	7 lbs. 11 ozs.


Order Code	Ordering Information		
<b>Example: OR-SL-06-42-EY-117-OR-BKT-PM-E</b>	<i>Specify:</i>	<i>Painted aluminum finishes:</i>	<i>Painted Legacy aluminum finishes are still available for existing customers only:</i>
<b>OR-SL-06-42</b>	1. Pattern number	Medium Grey (115)	Medium Metallic Grey (DG)
<b>EY</b>	2. System	Soft Grey (117)	Soft Grey (E)
<b>117</b>	3. Finish	Black (111)	Warm Putty (WP)
<b>OR-BKT-PM-E</b>	4. Mounting Option	Beige Mist Metallic (611)	Flint (F)
		Brown (112)	Black (BK)
		Dark Grey (113)	
	<i>Satin anodized aluminum finish:</i>	Folkstone Grey (114)	
	Satin Anodized Aluminum (SA)	Sandstone (116)	
	includes painted matte black endcap. Special sizes and small quantity orders may be painted	Bright White (118)	
		Medium Grey Metallic (612)	
			<i>Worksurface-mounted bracket:</i>
			Metal posts attach to underside of worksurface with C-clamp, raising Load Bar 10" above worksurface. Usable on worksurfaces 1 1/8"-1 13/16" thick. Set of 2 brackets. For Slat boards wider than 66", order additional brackets.
			For use with load bars and 6 1/2" slat boards only.

pattern no.	list price
<b>OR-SL-06-24-( ) ( )</b>	\$150.
<b>OR-SL-06-30-( ) ( )</b>	175.
<b>OR-SL-06-35-( ) ( )</b>	201.
<b>OR-SL-06-36-( ) ( )</b>	201.
<b>OR-SL-06-42-( ) ( )</b>	223.
<b>OR-SL-06-45-( ) ( )</b>	250.
<b>OR-SL-06-48-( ) ( )</b>	250.
<b>OR-SL-06-54-( ) ( )</b>	274.
<b>OR-SL-06-60-( ) ( )</b>	298.
<b>OR-SL-06-66-( ) ( )</b>	323.
<b>OR-SL-06-72-( ) ( )</b>	349.
<b>OR-SL-06-24-N2-( ) ( )</b>	100.
<b>OR-SL-06-30-N2-( ) ( )</b>	123.
<b>OR-SL-06-36-N2-( ) ( )</b>	150.
<b>OR-SL-06-42-N2-( ) ( )</b>	175.
<b>OR-SL-06-48-N2-( ) ( )</b>	201.
<b>OR-SL-06-54-N2-( ) ( )</b>	223.
<b>OR-SL-06-60-N2-( ) ( )</b>	250.
<b>OR-SL-06-66-N2-( ) ( )</b>	274.
<b>OR-SL-06-72-N2-( ) ( )</b>	298.
<b>OR-SL-06-30-ES-( ) ( )</b>	150.
<b>OR-SL-06-36-ES-( ) ( )</b>	175.
<b>OR-SL-06-42-ES-( ) ( )</b>	201.
<b>OR-SL-06-48-ES-( ) ( )</b>	223.
<b>OR-SL-06-60-ES-( ) ( )</b>	274.
<b>OR-SL-06-72-ES-( ) ( )</b>	323.
<b>OR-SL-06-24-EY-( ) ( )</b>	150.
<b>OR-SL-06-30-EY-( ) ( )</b>	175.
<b>OR-SL-06-36-EY-( ) ( )</b>	201.
<b>OR-SL-06-42-EY-( ) ( )</b>	223.
<b>OR-SL-06-48-EY-( ) ( )</b>	250.
<b>OR-SL-06-54-EY-( ) ( )</b>	274.
<b>OR-SL-06-60-EY-( ) ( )</b>	298.
<b>OR-SL-06-66-EY-( ) ( )</b>	323.
<b>OR-SL-06-72-EY-( ) ( )</b>	349.

Mounting Options	Custom Options	Construction
Please note flat panel monitor arms cannot be mounted on Orchestra® load bars. Flat panel monitors can be mounted on Orchestra® slat wall only when mounted on an architectural wall. Please review before mounting. Please see p.138 for flat panel monitor support mount options.	<i>Panel, stanchion and wall-mounted brackets:</i>  Wall, stanchion, or panel-mounted brackets are included in the list price.	<i>Note:</i> Slat board is available in custom lengths of up to 96". Please note that for all lengths greater than 66", load bar will be painted, not anodized.  Brackets are currently available for virtually every major office system. Panel-mounted brackets for other systems can be developed. Minimum of 100 sets per bracket. Tooling and set-up charges may be required.
		Corrosion-resistant T-6063-T5 painted or anodized aluminum. End caps are 11 gauge steel painted matte black. Bottom rail is filled with 1/2" Delrin plastic pellets to support papers on Info Rail.  <i>Worksurface-mounted bracket:</i> Die-cast aluminum painted black.  Manufactured in the United States.



Orchestra® Universal System Accessories  
by Bruce Hannah & Ayse Birsel  
slat board 14<sup>3</sup>/<sub>4</sub>"


product	description	w	d	h	wgt.
<div>Slat board-14<sup>3</sup>/<sub>4</sub>"</div> <div></div>	<ul style="list-style-type: none"><li>Fits virtually every office system. Mounts on panel, stanchion, wall or freestanding desk.</li><li>8 horizontal accessory channels.</li><li>Info rail underside holds memos and notes for easy access.</li><li>Wall, stanchion, or panel-mounted brackets included in list price (see mounting options page).</li></ul>	24"	1"	14 <sup>3</sup> / <sub>4</sub> "	5 lbs. 2 ozs.
		30"	1"	14 <sup>3</sup> / <sub>4</sub> "	6 lbs. 6 ozs.
		35"	1"	14 <sup>3</sup> / <sub>4</sub> "	7 lbs. 1 oz.
		36"	1"	14 <sup>3</sup> / <sub>4</sub> "	7 lbs. 1 oz.
		42"	1"	14 <sup>3</sup> / <sub>4</sub> "	9 lbs.
		45"	1"	14 <sup>3</sup> / <sub>4</sub> "	9 lbs.
		48"	1"	14 <sup>3</sup> / <sub>4</sub> "	10 lbs. 4 ozs.
		54"	1"	14 <sup>3</sup> / <sub>4</sub> "	11 lbs. 8 ozs.
		60"	1"	14 <sup>3</sup> / <sub>4</sub> "	12 lbs. 12 ozs.
		66"	1"	14 <sup>3</sup> / <sub>4</sub> "	14 lbs.
		72"	1"	14 <sup>3</sup> / <sub>4</sub> "	15 lbs. 6 ozs.
Slat board-Equity Stanchion		24"	1"	14 <sup>3</sup> / <sub>4</sub> "	5 lbs. 2 ozs.
		30"	1"	14 <sup>3</sup> / <sub>4</sub> "	6 lbs. 6 ozs.
		36"	1"	14 <sup>3</sup> / <sub>4</sub> "	7 lbs. 1 oz.
		42"	1"	14 <sup>3</sup> / <sub>4</sub> "	9 lbs.
		54"	1"	14 <sup>3</sup> / <sub>4</sub> "	11 lbs. 8 ozs.
		66"	1"	14 <sup>3</sup> / <sub>4</sub> "	14 lbs.
Equity application		24"	1"	14 <sup>3</sup> / <sub>4</sub> "	2 lbs. 9 ozs.
		30"	1"	14 <sup>3</sup> / <sub>4</sub> "	3 lbs. 3 ozs.
		36"	1"	14 <sup>3</sup> / <sub>4</sub> "	3 lbs. 13 ozs.
		42"	1"	14 <sup>3</sup> / <sub>4</sub> "	4 lbs. 8 ozs.
		48"	1"	14 <sup>3</sup> / <sub>4</sub> "	5 lbs. 2 ozs.
		54"	1"	14 <sup>3</sup> / <sub>4</sub> "	5 lbs. 12 ozs.
		60"	1"	14 <sup>3</sup> / <sub>4</sub> "	6 lbs. 6 ozs.
		66"	1"	14 <sup>3</sup> / <sub>4</sub> "	7 lbs.
		72"	1"	14 <sup>3</sup> / <sub>4</sub> "	7 lbs. 11 ozs.

pattern no.	list price
OR-SL-14-24-( ) ( )	\$398.
OR-SL-14-30-( ) ( )	440.
OR-SL-14-35-( ) ( )	481.
OR-SL-14-36-( ) ( )	481.
OR-SL-14-42-( ) ( )	529.
OR-SL-14-45-( ) ( )	581.
OR-SL-14-48-( ) ( )	581.
OR-SL-14-54-( ) ( )	630.
OR-SL-14-60-( ) ( )	681.
OR-SL-14-66-( ) ( )	729.
OR-SL-14-72-( ) ( )	782.
OR-SL-14-30-ES-( ) ( )	398.
OR-SL-14-36-ES-( ) ( )	440.
OR-SL-14-42-ES-( ) ( )	481.
OR-SL-14-48-ES-( ) ( )	529.
OR-SL-14-60-ES-( ) ( )	630.
OR-SL-14-72-ES-( ) ( )	729.
OR-SL-14-24-EY-( ) ( )	398.
OR-SL-14-30-EY-( ) ( )	440.
OR-SL-14-36-EY-( ) ( )	481.
OR-SL-14-42-EY-( ) ( )	529.
OR-SL-14-48-EY-( ) ( )	581.
OR-SL-14-54-EY-( ) ( )	630.
OR-SL-14-60-EY-( ) ( )	681.
OR-SL-14-66-EY-( ) ( )	729.
OR-SL-14-72-EY-( ) ( )	782.

Order Code	Ordering Information		
Example: OR-SL-14-42-EY-117-OR-BKT-PM-E	Specify:	Painted aluminum finishes:	
OR-SL-14-42	1. Pattern number	Medium Grey (115)	
EY	2. System	Soft Grey (117)	
117	3. Finish	Black (111)	
OR-BKT-PM-E	4. Mounting Option	Beige Mist Metallic (611)	
		Brown (112)	
		Dark Grey (113)	
		Folkstone Grey (114)	
		Sandstone (116)	
		Bright White (118)	
		Medium Grey Metallic (612)	
	anodized aluminum finish:	Painted Legacy aluminum finishes are still available for existing customers only:	
	Satin Anodized Aluminum (SA)	Medium Metallic Grey (DG)	
		Soft Grey (E)	
		Warm Putty (WP)	
		Flint (F)	
		Black (BK)	
	Special sizes and small quantity orders may be painted		

Mounting Options		Custom Options	Construction
Please note flat panel monitor arms cannot be mounted on Orchestra® load bars. Flat panel monitors can be mounted on Orchestra® slat wall only when mounted on an architectural wall. Please review before mounting. Please see p.138 for flat panel monitor support mount options.	<p><i>Panel, stanchion and wall-mounted brackets:</i></p> <p>Wall, stanchion, or panel-mounted brackets are included in the list price and are specified when ordering pattern number. To specify appropriate panel-mounted bracket, consult the KnollExtra Bracket Chart on page 12 for appropriate suffix. For Equity panel-mounted applications, include an “EY” at end of base pattern number.</p> <p>Worksurface mounted bracket is for use with load bars and 6½” slat boards only. (14¾” slat board is too large for this application.)</p>	<p><i>Note:</i></p> <p>Slat board is available in custom lengths of up to 96”. Please note that for all lengths greater than 66”, load bar will be painted, not anodized.</p> <p>Brackets are currently available for virtually every major office system. Panel-mounted brackets for other systems can be developed. Minimum of 100 sets per bracket. Tooling and set-up charges may be required.</p>	<p>Corrosion-resistant T-6063-T5 painted or anodized aluminum. End caps are 11 gauge steel painted matte black. Bottom rail is filled with ½” Delrin plastic pellets to support papers on Info Rail.</p> <p><i>Worksurface-mounted bracket:</i></p> <p>Die-cast aluminum painted black.</p> <p>Manufactured in the United States.</p>

Orchestra® Universal System Accessories  
by Bruce Hannah & Ayse Birsel  
mounting options

product	description
<div>Mounting Options</div> <div></div> <div>Worksurface - Mounted Brackets</div>	Panel Mounted Bracket (Deep Universal only). Based on 1" centers. Set of 2.*
	Panel Mounted Bracket (Dividends Panel only). Set of 2.*
	Panel Mounted Bracket (Equity only). Set of 2.*
	Panel Mounted Bracket (Morrison only). Set of 2.*
	Panel Mounted Bracket (Reff only). Set of 2.*
	Panel Mounted Bracket (Shallow Universal only). Based on 1" centers. Set of 2.*
	Stanchion-Mounted Bracket (Calibre only). Set of 2.*
	Stanchion-Mounted Bracket (Currents workshelf and stanchion). Set of 2.*
	Stanchion-Mounted Bracket (Dividends only). Set of 2.*
	Stanchion-Mounted Bracket (Equity only). Set of 2.*
	Stanchion-Mounted Bracket (Morrison Network only). Set of 2.*
	Wall-Mounted Bracket. Set of 2.*
	Worksurface-Mounted Bracket. For load bars and 6 1/2" slat boards only. Set of 2. Black finish.

pattern no.	list price
OR-BKT-PM-B *	\$12.
OR-BKT-PM-DV *	12.
OR-BKT-PM-E *	16.
OR-BKT-PM-M *	12.
OR-BKT-PM-R *	12.
OR-BKT-PM-D *	12.
OR-BKT-PM-CE *	16.
OR-BKT-PM-CS *	30.
OR-BKT-PM-DS *	16.
OR-BKT-PM-ES *	16.
OR-BKT-PM-N *	16.
OR-BKT-WM *	25.
OR-BKT-SM-A	160.

\* No charge when ordered with Load Bar or Slat board, configured in load bar and slat board pattern numbers when ordered with load bars and slat boards.

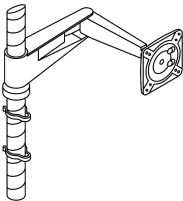
Order Code	Ordering Information	Mounting Options	
Example: <b>OR-BKT-SM-A</b>	<i>Specify:</i>	<i>Panel, stanchion and wall-mounted brackets:</i> Wall, stanchion, or panel-mounted brackets are included in the list price and are specified when ordering pattern number.	<i>Worksurface-mounted bracket:</i> Metal posts attach to underside of worksurface with C-clamp, raising Load Bar 10" above worksurface. Usable on worksurfaces 7/8"-1 1/2" thick. There should be at least 3/4"-1" of space between the back of the desk and the surface behind (ie. it cannot be flush). Set of 2 brackets. For Load Bars wider than 66", order additional brackets. For use with load bars and 6 1/2" slat boards only.
<b>OR-BKT-SM-A</b> Worksurface-mounted bracket	1. Pattern number		

Mounting Options	Custom Options	Construction	Design Awards
Please note flat panel monitor arms cannot be mounted on Orchestra® load bars. Flat panel monitors can be mounted on Orchestra® slat wall only when mounted on an architectural wall. Please review before mounting. Please see p.138 for flat panel monitor support mount options.	Brackets are currently available for virtually every major office system. Panel-mounted brackets for other systems can be developed. Minimum of 100 sets per bracket. Tooling and set-up charges may be required. Contact your Knoll sales representative or Customer Service for complete pricing information.	<i>Worksurface-mounted bracket:</i> Die-cast aluminum painted black.  Manufactured in the United States.	Permanent Collection of the Cooper-Hewitt, National Design Museum, Smithsonian Institution, 1994; ROSCOE Award, Interior Design Magazine, 1991; Outstanding Performance, Product Design Achievement Award, IBD Southern California Chapter, 1991; Bronze Award, IBD Product Design Competition, 1990.
Worksurface mounted bracket is for use with load bars and 6 1/2" slat boards only. (14 3/4" slat board is too large for this application.)			

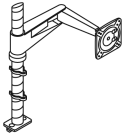
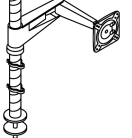
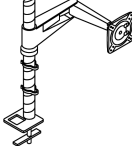
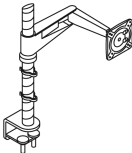
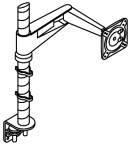
Sapper™ Monitor Arm Collection

Easy Order Single Arm Kits

by Richard Sapper



Kit includes everything needed to mount one monitor to a worksurface, slat wall or wall: single standard arm, 16" mast(unless otherwise specified), movement joint (includes fast release monitor plate), adjustment knob, cable management clips and mounting option (see right for options)



Order Code	Ordering Information		
Example: <b>SAP-MA-S-CLMP-K-(115)-(R)</b>	<i>Specify:</i>	<i>Antenna table center beam side mount finish options:</i>	USA made standard single monitor arm kits are available in a silver finish for a \$108 upcharge to standard finish by specifying a 613 finish. Kits with a 613 finish (which come with foreign components) are BAA-(Buy American Act) and TAA-compliant (Trade Agreements Act).
<b>SAP-MA-S-CLMP-K</b> Sapper single standard arm table clamp kit	1. Pattern number	Jet Black (111)	* Kits without masts do not require and do not include adjustment knob and cable management clips.
<b>115</b> Medium Grey	2. Finish where required	Brown (112)	
<b>R</b> Red knob	Kits do not require any additional mounting specifications.	Dark Grey (113)	
	<i>Standard Monitor Arm Finish Options:</i>	Folkstone (114)	
		Medium Grey (115)	
	<i>Silver Monitor Arm Finish Option:</i>	Sandstone (116)	
		Soft Grey (117)	
		Bright White (118)	
		Dark Red (130)	
		Slate Blue (131)	
	<i>Silver Compact Arm Finish Option:</i>	Beige Mist Metallic (611)	
		Medium Metallic Grey (612)	
		Silver Metallic (613)	
	<i>Knob Finish Option:</i>		
	Red (R)		
	Black (B)		

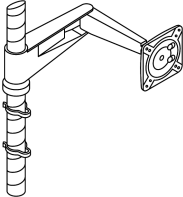
pattern no.	silver finish list price	standard finish list price
<b>SAP MA S CLMP K ( )</b>	\$337.	\$293.
<b>SAP MA S CLMP DP K ( )</b>	373.	324.
<b>SAP MA S GRMT K ( )</b>	342.	298.
<b>SAP MA S FTM K ( )</b>	323.	281.
<b>SAP MA S COT K ( )</b>	317.	276.

Mounting and Application Information
See page 138 for comprehensive mounting, application and construction information.

Sapper™ Monitor Arm Collection

Easy Order Single Arm Kits

by Richard Sapper

	type	description
 <p>Kit includes everything needed to mount one monitor to a worksurface, slat wall or wall: single standard arm, 16" mast(unless otherwise specified), movement joint (includes fast release monitor plate), adjustment knob, cable management clips and mounting option (see right for options)</p>	Dividends Horizon Benching Mount	Single monitor arm Dividends Horizon benching mount kit
	Antenna Center Beam Center Mount	Single monitor arm Antenna table center beam center mount kit
	Antenna Center Beam Side Mount	Single monitor arm Antenna table center beam side mount kit
	Slat Wall Mast Mount	Single monitor arm slat wall 8" mast mount kit
		Single monitor arm slat wall 12" mast mount kit
		Single monitor arm slat wall 16" mast mount kit

Order Code	Ordering Information		
Example: <b>SAP-MA-S-CLMP-K-(115)-(R)</b>	<i>Specify:</i>	<i>Antenna table center beam side mount finish options:</i>	USA made standard single monitor arm kits are available in a silver finish for a \$108 upcharge to standard finish by specifying a 613 finish. Kits with a 613 finish (which come with foreign components) are BAA-(Buy American Act) and TAA-compliant (Trade Agreements Act).
<b>SAP-MA-S-CLMP-K</b> Sapper single standard arm table clamp kit	1. Pattern number	Jet Black (111)	
<b>115</b> Medium Grey	2. Finish where required	Brown (112)	
<b>R</b> Red knob	Kits do not require any additional mounting specifications.	Dark Grey (113)	
	<i>Standard Monitor Arm Finish Options:</i>	Folkstone (114)	
	Jet Black (111)	Medium Grey (115)	* Kits without masts do not require and do not include adjustment knob and cable management clips.
	Medium Grey (115)	Sandstone (116)	
	Bright White (118)	Soft Grey (117)	
	<i>Silver Monitor Arm Finish Option:</i>	Bright White (118)	
	Silver (SILV)	Dark Red (130)	
	<i>Silver Compact Arm Finish Option:</i>	Slate Blue (131)	
	Silver (613)	Beige Mist Metallic (611)	
	<i>Knob Finish Option:</i>	Medium Metallic Grey (612)	
	Red (R)	Silver Metallic (613)	
	Black (B)		

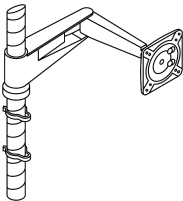
pattern no.	silver finish list price	standard finish list price
<b>SAP MA S DH K ( )</b>	\$405.	\$352.
<b>SAP MA S ANT CTR K ( )</b>	323.	281.
<b>SAP MA S ANT SIDE K ( ) ( )</b>	330.	286.
<b>SAP MA S SW MST 8 K ( )</b>	348.	303.
<b>SAP MA S SW MST 12 K ( )</b>	355.	309.
<b>SAP MA S SW MST 16 K ( )</b>	362.	314.

Mounting and Application Information
See page 138 for comprehensive mounting, application and construction information.

Sapper™ Monitor Arm Collection

Easy Order Single Arm Kits

by Richard Sapper



Kit includes everything needed to mount one monitor to a worksurface, slat wall or wall: single standard arm, 16" mast(unless otherwise specified), movement joint (includes fast release monitor plate), adjustment knob, cable management clips and mounting option (see right for options)

type	description	
	Wall Mast Mount	Single monitor arm wall 8" mast mount kit
		Single monitor arm wall 12" mast mount kit
		Single monitor arm wall 16" mast mount kit
	Interpole Slot Mount	Single monitor arm Interpole slot mount kit *
	Interpole Direct Channel Mount	Single monitor arm Interpole direct channel mount kit *
	Compact Arm Direct Slat Wall Mount	Compact monitor arm direct slat wall mount kit *
	Compact Arm Direct Wall Mount	Compact monitor arm direct wall mount kit *

Order Code	Ordering Information		
Example: <b>SAP-MA-S-CLMP-K-(115)-(R)</b>	<i>Specify:</i>	<i>Antenna table center beam side mount finish options:</i>	USA made standard single monitor arm kits are available in a silver finish for a \$108 upcharge to standard finish by specifying a 613 finish. Kits with a 613 finish (which come with foreign components) are BAA-(Buy American Act) and TAA-compliant (Trade Agreements Act).
<b>SAP-MA-S-CLMP-K</b> Sapper single standard arm table clamp kit	1. Pattern number	Jet Black (111)	
<b>115</b> Medium Grey	2. Finish where required	Brown (112)	
<b>R</b> Red knob	Kits do not require any additional mounting specifications.	Dark Grey (113)	
	<i>Standard Monitor Arm Finish Options:</i>	Folkstone (114)	
	Jet Black (111)	Medium Grey (115)	
	Medium Grey (115)	Sandstone (116)	
	Bright White (118)	Soft Grey (117)	
	<i>Silver Monitor Arm Finish Option:</i>	Bright White (118)	
	Silver (SILV)	Dark Red (130)	
	<i>Silver Compact Arm Finish Option:</i>	Slate Blue (131)	
	Silver (613)	Beige Mist Metallic (611)	* Kits without masts do not require and do not include adjustment knob and cable management clips.
	<i>Knob Finish Option:</i>	Medium Metallic Grey (612)	
	Red (R)	Silver Metallic (613)	
	Black (B)		

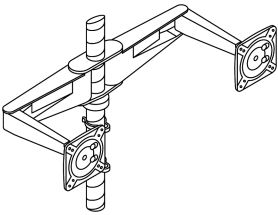
pattern no.	silver finish list price	standard finish list price
<b>SAP MA S WL MST 8 K ( )</b>	\$342.	\$298.
<b>SAP MA S WL MST 12 K ( )</b>	348.	303.
<b>SAP MA S WL MST 16 K ( )</b>	355.	309.
<b>SAP MA S POLE SLOT K ( )</b>	267.	232.
<b>SAP MA S POLE DCH K ( )</b>	325.	283.
<b>SAP MA C SW DIR K ( )</b>	244.	190.
<b>SAP MA C WL DIR K ( )</b>	228.	173.

Mounting and Application Information
See page 138 for comprehensive mounting, application and construction information.

Sapper™ Monitor Arm Collection

Easy Order Double Arm Kits

by Richard Sapper



Kit includes everything needed to mount two monitors to a worksurface, slat wall or wall: two standard arms, 16" mast (unless otherwise specified), movement joints (includes fast release monitor plate), adjustment knob, cable management clips, double arm bracket and mounting option (see right for options)

type	description	
	Two-Piece Table Clamp Mount	Double monitor arm table clamp kit
	Deep Table Clamp Mount	Double monitor arm deep table clamp kit
	Grommet Mount	Double monitor arm grommet mount kit
	Fixed Table Mount	Double monitor arm fixed table mount kit
	Crinion Open Table Mount	Double monitor arm Crinion Open Table center channel mount kit

Order Code	Ordering Information		
Example: <b>SAP-MA-D-ANT-SIDE-K-(115)-(613)-(R)</b>			
<b>SAP-MA-D-ANT-SIDE-K</b>	Sapper double monitor arm Antenna side beam mount	<i>Specify:</i> 1. Pattern number 2. Finish where required  Kits do not require any additional mounting specifications.	<i>Antenna table center beam side mount finish options:</i> Jet Black (111) Brown (112) Dark Grey (113) Folkstone (114) Medium Grey (115) Sandstone (116) Soft Grey (117) Bright White (118) Dark Red (130) Slate Blue (131) Beige Mist Metallic (611) Medium Metallic Grey (612) Silver Metallic (613)
<b>115</b>	Medium Grey	<i>Standard Monitor Arm Finish Options:</i> Jet Black (111) Medium Grey (115) Bright White (118)	USA made double monitor arm kits are available in a silver finish for a \$108 upcharge to standard finish by specifying a 613 finish. Kits with a 613 finish (which come with foreign components) are BAA-(Buy American Act) and TAA compliant (Trade Agreements Act).
<b>613</b>	Silver	<i>Silver Monitor Arm Finish Option:</i> Silver (SILV)	
<b>R</b>	Red knob	<i>Knob Finish Option:</i> Red (R) Black (B)	

pattern no.	silver finish list price	standard finish list price
<b>SAP MA D CLMP K ( )</b>	\$591.	\$514.
<b>SAP MA D CLMP DP K ( )</b>	628.	546.
<b>SAP MA D GRMT K ( )</b>	605.	525.
<b>SAP MA D FTM K ( )</b>	579.	504.
<b>SAP MA D COT K ( )</b>	572.	497.

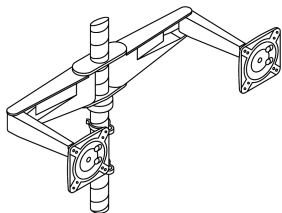
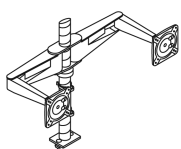
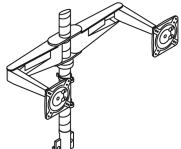
Mounting and Application Information
See page 138 for comprehensive mounting, application and construction information.

Sapper™ Monitor Arm Collection

Easy Order Double Arm Kits

by Richard Sapper

KnollExtra

	type	description	
 <p>Kit includes everything needed to mount two monitors to a worksurface, slat wall or wall: two standard arms, 16" mast (unless otherwise specified), movement joints (includes fast release monitor plate), adjustment knob, cable management clips, double arm bracket and mounting option (see right for options)</p>	Dividends Horizon Benching Mount	Double monitor arm Dividends Horizon benching mount kit	
	Antenna Center Beam Center Mount	Double monitor arm Antenna table center beam center mount kit	
	Antenna Center Beam Side Mount	Double monitor arm Antenna table center beam side mount kit	
	Slat Wall Mast Mount	Double monitor arm slat wall 8" mast mount kit	
	Wall Mast Mount	Double monitor arm wall 8" mast mount kit	
	Slat Wall Mast Mount	Double monitor arm slat wall 12" mast mount kit	
		Double monitor arm slat wall 16" mast mount kit	
	Wall Mast Mount	Double monitor arm wall 12" mast mount kit	
		Double monitor arm wall 16" mast mount kit	

Order Code	Ordering Information		
Example: <b>SAP-MA-D-ANT-SIDE-K-(115)-(613)-(R)</b>			
<b>SAP-MA-D-ANT-SIDE-K</b>	Sapper double monitor arm Antenna side beam mount	<i>Specify:</i> 1. Pattern number 2. Finish where required  Kits do not require any additional mounting specifications.	<i>Antenna table center beam side mount finish options:</i> Jet Black (111) Brown (112) Dark Grey (113) Folkstone (114) Medium Grey (115) Sandstone (116) Soft Grey (117) Bright White (118) Dark Red (130) Slate Blue (131) Beige Mist Metallic (611) Medium Metallic Grey (612) Silver Metallic (613)
<b>115</b>	Medium Grey	<i>Standard Monitor Arm Finish Options:</i> Jet Black (111) Medium Grey (115) Bright White (118)	USA made double monitor arm kits are available in a silver finish for a \$108 upcharge to standard finish by specifying a 613 finish. Kits with a 613 finish (which come with foreign components) are BAA-(Buy American Act) and TAA compliant (Trade Agreements Act).
<b>613</b>	Silver	<i>Silver Monitor Arm Finish Option:</i> Silver (SILV)	
<b>R</b>	Red knob	<i>Knob Finish Option:</i> Red (R) Black (B)	

pattern no.	silver finish list price	standard finish list price
<b>SAP MA D DH K ( )</b>	\$660.	\$574.

<b>SAP MA D ANT CTR K ( )</b>	579.	504.
-------------------------------	------	------

<b>SAP MA D ANT SIDE K ( ) ( )</b>	585.	509.
------------------------------------	------	------

<b>SAP MA D SW MST 8 K ( )</b>	605.	525.
<b>SAP MA D SW MST 12 K ( )</b>	610.	530.
<b>SAP MA D SW MST 16 K ( )</b>	616.	536.

<b>SAP MA D WL MST 8 K ( )</b>	597.	519.
<b>SAP MA D WL MST 12 K ( )</b>	605.	525.
<b>SAP MA D WL MST 16 K ( )</b>	610.	530.

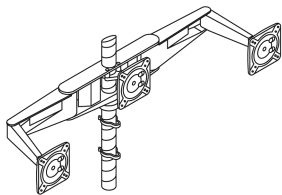
Mounting and Application Information
See page 138 for comprehensive mounting, application and construction information.



Sapper™ Monitor Arm Collection

Easy Order Triple Monitor Support Kits

by Richard Sapper

	type	description
 <p>Kit includes everything needed to mount three monitors to a work surface, slat wall or wall: two standard arms, 16" mast (unless otherwise specified), movement joints (includes fast release monitor plate), adjustment knob, cable management clips, triple monitor support bracket and mounting option (see right for options)</p>	Two-Piece Table Clamp Mount	Triple monitor support two-piece table clamp kit
	Deep Table Clamp Mount	Triple monitor support deep table clamp kit
	Grommet Mount	Triple monitor support grommet mount kit
	Fixed Table Mount	Triple monitor support fixed table mount kit

pattern no.	silver finish list price	standard finish list price
SAP MA 3 CLMP K ( )	\$809.	\$703.
SAP MA 3 CLMP DP K ( )	844.	737.
SAP MA 3 GRMT K ( )	822.	715.
SAP MA 3 FTM K ( )	797.	693.

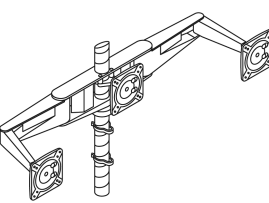
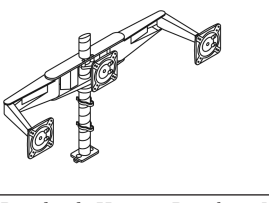
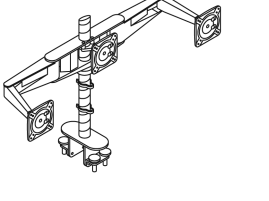
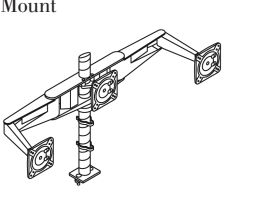
Order Code	Ordering Information		Ordering Note
Example: <b>SAP-MA-3-CLMP-K-(111)-(B)</b>	<i>Specify:</i> 1. Pattern number 2. Finish where required		Please note a triple monitor support includes two standard arms plus one triple monitor support bracket with a movement joint. The monitor in the middle can rotate, tilt and swivel but has no depth adjustment. See page 138 for further details.
<b>SAP-MA-3-CLMP-K</b>	Sapper triple monitor support table clamp kit		
<b>111</b>	Jet Black		USA made triple monitor arm kits are available in a silver finish for a \$108 upcharge to standard finish by specifying a 613 finish. Kits with a 613 finish (which come with foreign components) are BAA-(Buy American Act) and TAA compliant (Trade Agreements Act).
<b>B</b>	Black knob		
<i>Antenna table center beam side mount finish options:</i> Jet Black (111) Brown (112) Dark Grey (113) Folkstone (114) Medium Grey (115) Sandstone (116) Soft Grey (117) Bright White (118) Dark Red (130) Slate Blue (131) Beige Mist Metallic (611) Medium Metallic Grey (612) Silver Metallic (613)			
<i>Standard Monitor Arm Finish Options:</i> Jet Black (111) Medium Grey (115) Bright White (118)			
<i>Silver Monitor Arm Finish Option:</i> Silver (SILV)			
<i>Knob Finish Option:</i> Red (R) Black (B)			

Mounting and Application Information
See page 138 for comprehensive mounting, application and construction information.



Sapper™ Monitor Arm Collection  
*Easy Order Triple Monitor Support Kits*  
 by Richard Sapper

KnollExtra

	type	description
	Crinion Open Table Mount	Triple monitor support Crinion Open Table center channel mount kit
	Dividends Horizon Benching Mount	Triple monitor support Dividends Horizon benching mount kit
<p><i>Kit includes everything needed to mount three monitors to a worksurface, slat wall or wall; two standard arms, 16" mast (unless otherwise specified), movement joints (includes fast release monitor plate), adjustment knob, cable management clips, triple monitor support bracket and mounting option (see right for options)</i></p>		
	Antenna Center Beam Center Mount	Triple monitor support Antenna table center beam center mount kit
	Antenna Center Beam Side Mount	Triple monitor support Antenna table center beam side mount kit

Order Code	Ordering Information	Ordering Note
Example: <b>SAP-MA-3-CLMP-K-(111)-(B)</b>	<i>Specify:</i> 1. Pattern number 2. Finish where required	Please note a triple monitor support includes two standard arms plus one triple monitor support bracket with a movement joint. The monitor in the middle can rotate, tilt and swivel but has no depth adjustment. See page 138 for further details.
<b>SAP-MA-3-CLMP-K</b> Sapper triple monitor support table clamp kit	Kits do not require any additional mounting specifications.	
<b>111</b> Jet Black		USA made triple monitor arm kits are available in a silver finish for a \$108 upcharge to standard finish by specifying a 613 finish. Kits with a 613 finish (which come with foreign components) are BAA-(Buy American Act) and TAA compliant (Trade Agreements Act).
<b>B</b> Black knob		
	<i>Standard Monitor Arm Finish Options:</i> Jet Black (111) Medium Grey (115) Bright White (118)	
	<i>Silver Monitor Arm Finish Option:</i> Silver (SILV)	
	<i>Knob Finish Option:</i> Red (R) Black (B)	

pattern no.	silver finish list price	standard finish list price
SAP MA 3 COT K ( )	\$791.	\$688.
SAP MA 3 DH K ( )	870.	763.
SAP MA 3 ANT CTR K ( )	797.	693.
SAP MA 3 ANT SIDE K ( )( )	803.	698.

## Mounting and Application Information

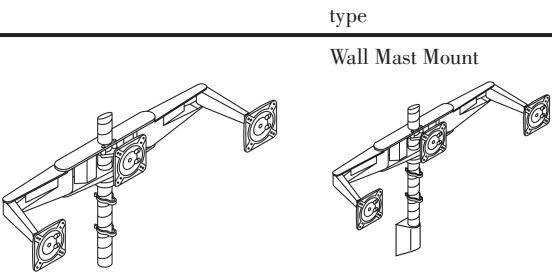
See page 138 for comprehensive mounting, application and construction information.

USA made triple monitor arm kits are available in a silver finish for a \$108 upcharge to standard finish by specifying a 613 finish. Kits with a 613 finish (which come with foreign components) are BAA-(Buy American Act) and TAA compliant (Trade Agreements Act).

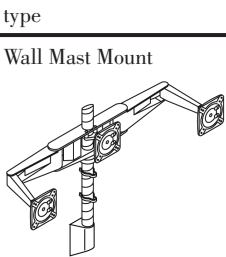
Sapper™ Monitor Arm Collection

Easy Order Triple Monitor Support Kits

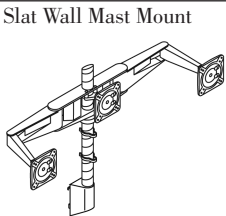
by Richard Sapper



Kit includes everything needed to mount three monitors to a work surface, slat wall or wall: two standard arms, 16" mast (unless otherwise specified), movement joints (includes fast release monitor plate), adjustment knob, cable management clips, triple monitor support bracket and mounting option (see right for options)



type	description
Wall Mast Mount	Triple monitor support wall 8" mast mount kit
	Triple monitor support wall 12" mast mount kit
	Triple monitor support wall 16" mast mount kit



Slat Wall Mast Mount	Single monitor arm slat wall 8" mast mount kit
	Single monitor arm slat wall 12" mast mount kit
	Single monitor arm slat wall 16" mast mount kit

Order Code	Ordering Information		Ordering Note
Example: <b>SAP-MA-3-CLMP-K-(111)-(B)</b>	<i>Specify:</i>		Please note a triple monitor support includes two standard arms plus one triple monitor support bracket with a movement joint. The monitor in the middle can rotate, tilt and swivel but has no depth adjustment. See page 138 for further details.
<b>SAP-MA-3-CLMP-K</b>	1. Pattern number		
<b>111</b>	2. Finish where required		
<b>B</b>	Kits do not require any additional mounting specifications.		
	<i>Standard Monitor Arm Finish Options:</i>		
	Jet Black (111)		
	Medium Grey (115)		
	Bright White (118)		
	<i>Silver Monitor Arm Finish Option:</i>		
	Silver (SILV)		
	<i>Knob Finish Option:</i>		
	Red (R)		
	Black (B)		
	<i>Antenna table center beam side mount finish options:</i>		
	Jet Black (111)		
	Brown (112)		
	Dark Grey (113)		
	Folkstone (114)		
	Medium Grey (115)		
	Sandstone (116)		
	Soft Grey (117)		
	Bright White (118)		
	Dark Red (130)		
	Slate Blue (131)		
	Beige Mist Metallic (611)		
	Medium Metallic Grey (612)		
	Silver Metallic (613)		
	USA made triple monitor arm kits are available in a silver finish for a \$108 upcharge to standard finish by specifying a 613 finish. Kits with a 613 finish (which come with foreign components) are BAA-(Buy American Act) and TAA compliant (Trade Agreements Act).		

pattern no.	silver finish list price	standard finish list price
<b>SAP MA 3 WL MST 8 K ( )</b>	\$816.	\$710.
<b>SAP MA 3 WL MST 12 K ( )</b>	822.	715.
<b>SAP MA 3 WL MST 16 K ( )</b>	828.	721.

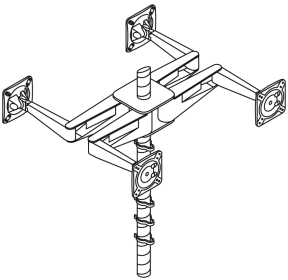
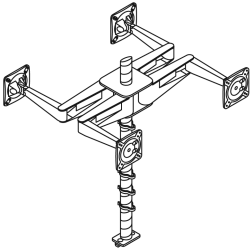
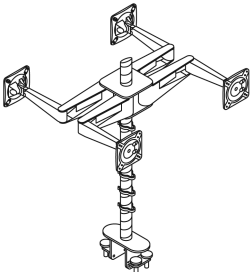
<b>SAP MA S SW MST 8 K ( )</b>	348.	303.
<b>SAP MA S SW MST 12 K ( )</b>	355.	309.
<b>SAP MA S SW MST 16 K ( )</b>	362.	314.

Mounting and Application Information
See page 138 for comprehensive mounting, application and construction information.

Sapper™ Monitor Arm Collection

Easy Order Quadruple Mount Support Kits

by Richard Sapper

	type	description
	Crinion Open Table Mount	Quadruple monitor support Crinion Open Table center channel mount 16" mast kit
		Quadruple monitor support Crinion Open Table center channel mount 24" mast kit
	Dividends Horizon Benching Mount	Quadruple monitor support Dividends Horizon benching mount 16" mast kit
		Quadruple monitor support Dividends Horizon benching mount 24" mast kit
	Antenna Center Beam Center Mount	Quadruple monitor support Antenna table center beam center mount 16" mast kit
		Quadruple monitor support Antenna table center beam center mount 24" mast kit

Kit includes everything needed to mount four monitors back-to-back to a center table mount: four standard arms, 16" or 24" mast, movement joints (includes fast release monitor plate), adjustment knob, cable management clips, quadruple monitor support bracket and mounting option (see right for options)

Order Code	Ordering Information	Ordering Note
Example: <b>SAP-MA-16-4-ANT-CTR-K-(111)-(R)</b>		
<b>SAP-MA-16-4-ANT-CTR-K</b>	Sapper quadruple monitor support Antenna table center beam center mount 16" mast kit	USA made quadruple monitor arm kits are available in a silver finish for a \$406 upcharge to standard finish by specifying a 613 finish. Kits with a 613 finish (which come with foreign components) are BAA-(Buy American Act) and TAA compliant (Trade Agreements Act).
<b>111</b>	Jet Black	
<b>R</b>	Red knob	
	<p><i>Standard Monitor Arm Finish</i></p> <p><i>Options:</i></p> <p>Jet Black (111)</p> <p>Medium Grey (115)</p> <p>Bright White (118)</p> <p><i>Silver Monitor Arm Finish Option:</i></p> <p>Silver (SILV)</p> <p><i>Knob Finish Option:</i></p> <p>Red (R)</p> <p>Black (B)</p>	

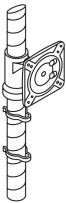
pattern no.	silver finish list price	standard finish list price
<b>SAP MA 16 4 COT K ( )</b>	\$995.	\$865.
<b>SAP MA 24 4 COT K ( )</b>	1,044.	908.
<b>SAP MA 16 4 DH K ( )</b>	1,076.	936.
<b>SAP MA 24 4 DH K ( )</b>	1,127.	980.
<b>SAP MA 16 4 ANT CTR K ( )</b>	1,002.	871.
<b>SAP MA 24 4 ANT CTR K ( )</b>	1,051.	914.

Mounting and Application Information
See page 138 for comprehensive mounting, application and construction information.

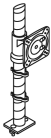
Sapper™ Monitor Arm Collection

Easy Order Sapper Sleeve Arm Kits

by Richard Sapper



Kit includes everything needed to mount one monitor to a worksurface: Sleeve arm, 16" or 24" mast, movement joint, adjustment knob, cable management clips and mounting option (see right for options)



Order Code	Ordering Information		
Example: <b>SAP-MA-SL-16-CLMP-K-111-R</b>			
<b>SAP-MA-SL-16-CLMP-K</b>	Sapper arm with table clamp kit on 16" mast	<i>Specify:</i> 1. Pattern number 2. Finish where required  Kits do not require any additional mounting specifications.  <i>Standard Monitor Arm Finish Options:</i> Jet Black (111) Medium Grey (115) Bright White (118)  <i>Silver Monitor Arm Finish Option:</i> Silver (613)  <i>Knob Finish Option:</i> Red (R) Black (B)	<i>Antenna center beam side mount finish options:</i> Jet Black (111) Brown (112) Dark Grey (113) Folkstone (114) Medium Grey (115) Sandstone (116) Soft Grey (117) Bright White (118) Dark Red (130) Slate Blue (131) Beige Mist Metallic (611) Medium Metallic Grey (612) Silver Metallic (613)  * Kits without masts do not require and do not include adjustment knob and cable management clips.
<b>111</b>	Jet Black		
<b>R</b>	Red knob		

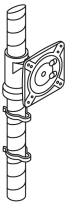
pattern no.	silver finish list price	standard finish list price
<b>SAP MA SL 16 CLMP K</b>	\$226.	\$196.
<b>SAP MA SL 24 CLMP K</b>	273.	237.
<b>SAP MA SL 16 FTM K</b>	207.	180.
<b>SAP MA SL 24 FTM K</b>	254.	221.
<b>SAP MA SL 16 ANT CTR K</b>	213.	185.
<b>SAP MA SL 24 ANT CTR K</b>	261.	227.

Mounting and Application Information
See page 138 for comprehensive mounting, application and construction information.

Sapper™ Monitor Arm Collection

Easy Order Sapper Sleeve Arm Kits

by Richard Sapper



Kit includes everything needed to mount one monitor to a worksurface: Sleeve arm, 16" or 24" mast, movement joint, adjustment knob, cable management clips and mounting option (see right for options)



type	description
Antenna Center Beam Side Mount	Sleeve arm Antenna center beam side mount 16" mast kit
	Sleeve arm Antenna center beam side mount 24" mast kit
Wall Mast Mount	Sleeve arm wall 8" mast mount kit
	Sleeve arm wall 12" mast mount kit
	Sleeve arm wall 16" mast mount kit
Direct Wall Mount	Sleeve arm direct wall mount kit *
Interpole Slot Mount	Sleeve arm direct Interpole slot mount kit *
Interpole Direct Channel Mount	Sleeve arm Interpole direct channel mount kit *

Order Code	Ordering Information		
Example: <b>SAP-MA-SL-16-CLMP-K-111-R</b>			
<b>SAP-MA-SL-16-CLMP-K</b>	Sapper arm with table clamp kit on 16" mast		
<b>111</b>	Jet Black		
<b>R</b>	Red knob		
	<i>Specify:</i> 1. Pattern number 2. Finish where required  Kits do not require any additional mounting specifications.  <i>Standard Monitor Arm Finish Options:</i> Jet Black (111) Medium Grey (115) Bright White (118)  <i>Silver Monitor Arm Finish Option:</i> Silver (613)  <i>Knob Finish Option:</i> Red (R) Black (B)	<i>Antenna center beam side mount finish options:</i> Jet Black (111) Brown (112) Dark Grey (113) Folkstone (114) Medium Grey (115) Sandstone (116) Soft Grey (117) Bright White (118) Dark Red (130) Slate Blue (131) Beige Mist Metallic (611) Medium Metallic Grey (612) Silver Metallic (613)	* Kits without masts do not require and do not include adjustment knob and cable management clips.

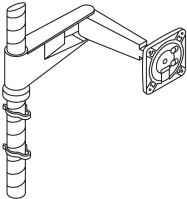
pattern no.	silver finish list price	standard finish list price
<b>SAP MA SL 16 ANT SIDE K</b>	\$219.	\$191.
<b>SAP MA SL 24 ANT SIDE K</b>	267.	232.
<b>SAP MA SL WL MST 8 K</b>	226.	196.
<b>SAP MA SL WL MST 12 K</b>	231.	201.
<b>SAP MA SL WL MST 16 K</b>	237.	206.
<b>SAP MA SL WL DIR K</b>	148.	129.
<b>SAP MA SL POLE SLOT K</b>	166.	144.
<b>SAP MA SL POLE DCH K</b>	226.	196.

Mounting and Application Information
See page 138 for comprehensive mounting, application and construction information.

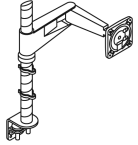
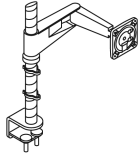
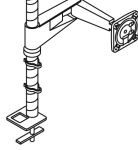
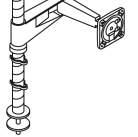
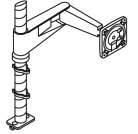
Sapper™ Monitor Arm Collection

Easy Order Sapper 50™ kits

by Richard Sapper



Kit includes everything needed to mount one monitor to a worksurface: single Sapper 50 monitor arm, mast option (if applicable), Sapper 50 movement joint, adjustment knob, cable management clips and mounting option (see right for options).

type	description	
	Two-Piece Table Clamp Mount	Sapper 50 monitor arm table clamp 16" mast kit
		Sapper 50 monitor arm table clamp 24" mast kit
	Deep Table Clamp Mount	Sapper 50 monitor arm deep table clamp 16" mast kit
		Sapper 50 monitor arm deep table clamp 24" mast kit
	Grommet Mount	Sapper 50 monitor arm grommet mount 16" mast kit
		Sapper 50 monitor arm grommet mount 24" mast kit
	Fixed Table Mount	Sapper 50 monitor arm fixed table mount 16" mast kit
		Sapper 50 monitor arm fixed table mount 24" mast kit
	Crinion Open Table Mount	Sapper 50 monitor arm Crinion Open Table center channel mount 16" mast kit
		Sapper 50 monitor arm Crinion Open Table center channel mount 24" mast kit

Order Code	Ordering Information		
Example: <b>SAP-MA-50S-16-CLMP-K-111-R</b>			
<b>SAP-MA-50S-16-CLMP-K</b>	Sapper Monitor Arm Collection monitor arm		
<b>111</b>	Jet Black finish		
<b>R</b>	Red adjustment knob		
	<i>Specify:</i> 1. Pattern number 2. Finish where required  Kits do not require any additional mounting specifications.  <i>Standard Monitor Arm Finish Options:</i> Jet Black (111) Medium Grey (115) Bright White (118)  <i>Silver Monitor Arm Finish Option:</i> Silver (613)  <i>Knob Finish Option:</i> Red (R) Black (B)	<i>Antenna center beam side mount finish options:</i> Jet Black (111) Brown (112) Dark Grey (113) Folkstone (114) Medium Grey (115) Sandstone (116) Soft Grey (117) Bright White (118) Dark Red (130) Slate Blue (131) Beige Mist Metallic (611) Medium Metallic Grey (612) Silver Metallic (613)	* Kits without masts do not require and do not include adjustment knob and cable management clips.

pattern no.	silver finish list price	standard finish list price
<b>SAP MA 50S 16 CLMP K</b>	\$536.	\$464.
<b>SAP MA 50S 24 CLMP K</b>	577.	505.

<b>SAP MA 50S 16 CLMP DP K</b>	567.	494.
<b>SAP MA 50S 24 CLMP DP K</b>	613.	536.

<b>SAP MA 50S 16 GRMT K</b>	541.	469.
<b>SAP MA 50S 24 GRMT K</b>	582.	510.

<b>SAP MA 50S 16 FTM K</b>	520.	453.
<b>SAP MA 50S 24 FTM K</b>	561.	494.

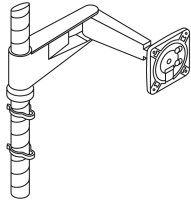
<b>SAP MA 50S 16 COT K</b>	515.	448.
<b>SAP MA 50S 24 COT K</b>	556.	489.

Mounting and Application Information
See page 138 for comprehensive mounting, application and construction information.

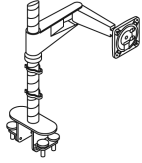
# Sapper™ Monitor Arm Collection

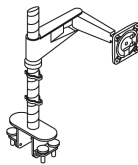
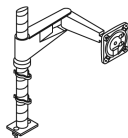
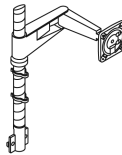
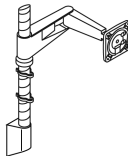
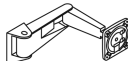
## Easy Order Sapper 50™ kits

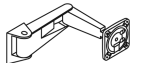
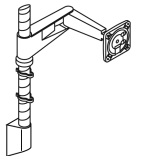
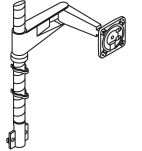
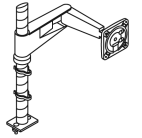
*by Richard Sapper*



*Kit includes everything needed to mount one monitor to a worksurface: single Sapper 50 monitor arm, mast option (if applicable), Sapper 50 movement joint, adjustment knob, cable management clips and mounting option (see right for options).*



type	description
	Sapper 50 monitor arm Dividends Horizon benching mount 16" mast kit
	Sapper 50 monitor arm Dividends Horizon benching mount 24" mast kit
	Sapper 50 monitor arm Antenna center beam center mount 16" mast kit
	Sapper 50 monitor arm Antenna center beam center mount 24" mast kit
	Sapper 50 monitor arm Antenna center beam side mount 16" mast kit
	Sapper 50 monitor arm Antenna center beam side mount 24" mast kit
	Sapper 50 monitor arm wall 8" mast mount kit
	Sapper 50 monitor arm wall 12" mast mount kit
	Sapper 50 monitor arm wall 16" mast mount kit
Direct Wall Mount	Sapper 50 monitor arm direct wall mount kit *
	



Order Code	Ordering Information
Example: <b>SAP-MA-50S-16-CLMP-K-111-R</b>	<i>Specify:</i>
<b>SAP-MA-50S-16-CLMP-K</b>	1. Pattern number
<b>111</b>	2. Finish where required
<b>R</b>	Kits do not require any additional mounting specifications.
	<i>Standard Monitor Arm Finish Options:</i>
	Jet Black (111)
	Medium Grey (115)
	Bright White (118)
	<i>Silver Monitor Arm Finish Option:</i>
	Silver (613)
	<i>Knob Finish Option:</i>
	Red (R)
	Black (B)
	<i>Antenna center beam side mount finish options:</i>
	Jet Black (111)
	Brown (112)
	Dark Grey (113)
	Folkstone (114)
	Medium Grey (115)
	Sandstone (116)
	Soft Grey (117)
	Bright White (118)
	Dark Red (130)
	Slate Blue (131)
	Beige Mist Metallic (611)
	Medium Metallic Grey (612)
	Silver Metallic (613)
	* Kits without masts do not require and do not include adjustment knob and cable management clips.

## KnollExtra

pattern no.	silver finish list price	standard finish list price
SAP MA 50S 16 DH K	\$603.	\$520.
SAP MA 50S 24 DH K	644.	567.
SAP MA 50S 16 ANT CTR K	520.	453.
SAP MA 50S 24 ANT CTR K	561.	494.
SAP MA 50S 16 ANT SIDE K	525.	458.
SAP MA 50S 24 ANT SIDE K	572.	500.
SAP MA 50S WL MST 8 K	541.	469.
SAP MA 50S WL MST 12 K	546.	474.
SAP MA 50S WL MST 16 K	551.	479.
SAP MA 50 WL DIR K	355.	309.

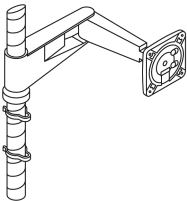
## Mounting and Application Information

See page 138 for comprehensive mounting, application and construction information.

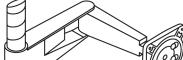


# Sapper™ Monitor Arm Collection

## Easy Order Sapper 50™ kits

*by Richard Sapper*



*Kit includes everything needed to mount one monitor to a worksurface: single Sapper 50 monitor arm, mast option (if applicable), Sapper 50 movement joint, adjustment knob, cable management clips and mounting option (see right for options).*

	type	description
	 Interpole Slot Mount	Sapper 50 monitor arm Interpole slot mount kit *
	 Interpole Direct Channel Mount	Sapper 50 monitor arm Interpole direct channel mount kit *

pattern no.	silver finish list price	standard finish list price
SAP MA 50S POLE SLOT K	\$515.	\$448.
SAP MA 50S POLE DCH K	575.	500.

Order Code	Ordering Information
Example: <b>SAP-MA-50S-16-CLMP-K-111-R</b>	
<b>SAP-MA-50S-16-CLMP-K</b>	Sapper Monitor Arm Collection monitor arm
<b>111</b>	Jet Black finish
<b>R</b>	Red adjustment knob
	<p><i>Specify:</i></p> <ol style="list-style-type: none"> <li>1. Pattern number</li> <li>2. Finish where required</li> </ol> <p>Kits do not require any additional mounting specifications.</p> <p><i>Standard Monitor Arm Finish Options:</i></p> <p>Jet Black (111) Medium Grey (115) Bright White (118)</p> <p><i>Silver Monitor Arm Finish Option:</i></p> <p>Silver (613)</p> <p><i>Knob Finish Option:</i></p> <p>Red (R) Black (B)</p> <p><i>Antenna center beam side mount finish options:</i></p> <p>Jet Black (111) Brown (112) Dark Grey (113) Folkstone (114) Medium Grey (115) Sandstone (116) Soft Grey (117) Bright White (118) Dark Red (130) Slate Blue (131) Beige Mist Metallic (611) Medium Metallic Grey (612) Silver Metallic (613)</p> <p>* Kits without masts do not require and do not include adjustment knob and cable management clips.</p>

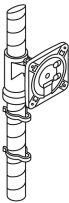
Mounting and Application Information	
See page 138 for comprehensive mounting, application and construction information.	



Sapper™ Monitor Arm Collection

Easy Order Sapper 50 Sleeve Arm Kits

by Richard Sapper



Kit includes everything needed to mount one monitor to a worksurface: Sapper 50 sleeve arm, 16" or 24" mast, Sapper 50 movement joint, adjustment knob, cable management clips and mounting option (see right for options)



Order Code	Ordering Information		
Example: <b>SAP-MA-50S-SL-16-CLMP-K-111-R</b>			
<b>SAP-MA-50S-SL-16-CLMP-K</b>	Sapper 50 sleeve arm with table clamp kit on 16" mast		
<b>111</b>	Jet Black		
<b>R</b>	Red knob		
	<i>Specify:</i> 1. Pattern number 2. Finish where required  Kits do not require any additional mounting specifications.  <i>Standard Monitor Arm Finish Options:</i> Jet Black (111) Medium Grey (115) Bright White (118)  <i>Silver Monitor Arm Finish Option:</i> Silver (613)  <i>Knob Finish Option:</i> Red (R) Black (B)	<i>Antenna center beam side mount finish options:</i> Jet Black (111) Brown (112) Dark Grey (113) Folkstone (114) Medium Grey (115) Sandstone (116) Soft Grey (117) Bright White (118) Dark Red (130) Slate Blue (131) Beige Mist Metallic (611) Medium Metallic Grey (612) Silver Metallic (613)	* Kits without masts do not require and do not include adjustment knob and cable management clips.

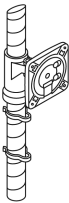
pattern no.	silver finish list price	standard finish list price
<b>SAP MA 50S SL 16 CLMP K</b>	\$344.	\$299.
<b>SAP MA 50S SL 24 CLMP K</b>	391.	340.
<b>SAP MA 50S SL 16 FTM K</b>	325.	283.
<b>SAP MA 50S SL 24 FTM K</b>	373.	324.
<b>SAP MA 50S SL 16 ANT CTR K</b>	332.	288.
<b>SAP MA 50S SL 24 ANT CTR K</b>	379.	330.

Mounting and Application Information
See page 138 for comprehensive mounting, application and construction information.

Sapper™ Monitor Arm Collection

Easy Order Sapper 50 Sleeve Arm Kits

by Richard Sapper



Kit includes everything needed to mount one monitor to a worksurface: Sapper 50 sleeve arm, 16" or 24" mast, Sapper 50 movement joint, adjustment knob, cable management clips and mounting option (see right for options)



type	description		
Antenna Center Beam Side Mount	Sapper 50 sleeve arm Antenna center beam side mount 16" mast kit		
	Sapper 50 sleeve arm Antenna center beam side mount 24" mast kit		
Wall Mast Mount	Sapper 50 sleeve arm wall 8" mast mount kit		
	Sapper 50 sleeve arm wall 12" mast mount kit		
	Sapper 50 sleeve arm wall 16" mast mount kit		
Direct Wall Mount	Sapper 50 sleeve arm direct wall mount kit *		
Interpole Slot Mount	Sapper 50 sleeve arm Interpole slot mount kit		
Interpole Direct Channel Mount	Sapper 50 sleeve arm Interpole direct channel mount kit *		

Order Code

Ordering Information

Example: **SAP-MA-50S-SL-16-CLMP-K-111-R**

**SAP-MA-50S-SL-16-CLMP-K**

Sapper 50 sleeve arm with table clamp kit on 16" mast

**111**

Jet Black

**R**

Red knob

*Specify:*

1. Pattern number

2. Finish where required

Kits do not require any additional mounting specifications.

*Standard Monitor Arm Finish Options:*

Jet Black (111)

Medium Grey (115)

Bright White (118)

*Silver Monitor Arm Finish Option:*

Silver (613)

*Knob Finish Option:*

Red (R)

Black (B)

*Antenna center beam side mount finish options:*

Jet Black (111)

Brown (112)

Dark Grey (113)

Folkstone (114)

Medium Grey (115)

Sandstone (116)

Soft Grey (117)

Bright White (118)

Dark Red (130)

Slate Blue (131)

Beige Mist Metallic (611)

Medium Metallic Grey (612)

Silver Metallic (613)

\* Kits without masts do not require and do not include adjustment knob and cable management clips.

pattern no.	silver finish list price	standard finish list price
<b>SAP MA 50S SL 16 ANT SIDE K</b>	\$338.	\$294.
<b>SAP MA 50S SL 24 ANT SIDE K</b>	385.	335.
<b>SAP MA 50S SL WL MST 8 K</b>	344.	299.
<b>SAP MA 50S SL WL MST 12 K</b>	349.	304.
<b>SAP MA 50S SL WL MST 16 K</b>	355.	309.
<b>SAP MA 50S SL WL DIR K</b>	325.	283.
<b>SAP MA 50S SL POLE SLOT K</b>	325.	283.
<b>SAP MA 50S SL POLE DCH K</b>	385.	335.

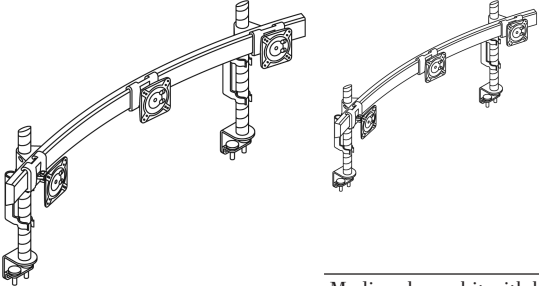
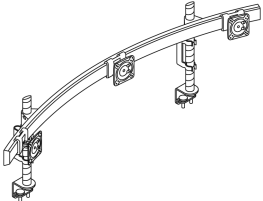
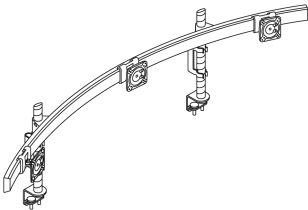
Mounting and Application Information

See page 138 for comprehensive mounting, application and construction information.

Sapper™ Monitor Arm Collection

Easy Order Beam Kits for 3 Monitors with Table Clamps

by Richard Sapper

type	description	
 <p>Kit includes everything needed to mount one beam to a worksurface table: two masts, 2 heavy duty table clamps, 3 movement joint slides, 2 beam-to-mast mounts, 2 adjustment knobs, beam cable management clips, mast cable management clips and beam option (see right for options)</p>	Small beam kit with heavy duty table clamp mounts	50" beam kit with 16" mast and 3 movement joint slides
		50" beam kit with 16" mast and 3 Sapper 50 movement joint slides
		50" beam kit with 24" mast and 3 movement joint slides
		50" beam kit with 24" mast and 3 Sapper 50 movement joint slides
	Medium beam kit with heavy duty table clamp mounts	64" beam kit with 16" mast and 3 movement joint slides
		64" beam kit with 16" mast and 3 Sapper 50 movement joint slides
		64" beam kit with 24" mast and 3 movement joint slides
		64" beam kit with 24" mast and 3 Sapper 50 movement joint slides
	Large beam kit with heavy duty table clamp mounts	76" beam kit with 16" mast and 3 movement joint slides
		76" beam kit with 16" mast and 3 Sapper 50 movement joint slides
		76" beam kit with 24" mast and 3 movement joint slides
		76" beam kit with 24" mast and 3 Sapper 50 movement joint slides

pattern no.	list price
SAP B 16 S 3 CLMP HD K	\$1,046.
SAP 50 B 16 S 3 CLMP HD K	1,294.
SAP B 24 S 3 CLMP HD K	1,133.
SAP 50 B 24 S 3 CLMP HD K	1,380.
SAP B 16 M 3 CLMP HD K	1,099.
SAP 50 B 16 M 3 CLMP HD K	1,346.
SAP B 24 M 3 CLMP HD K	1,186.
SAP 50 B 24 M 3 CLMP HD K	1,433.
SAP B 16 L 3 CLMP HD K	1,152.
SAP 50 B 16 L 3 CLMP HD K	1,399.
SAP B 24 L 3 CLMP HD K	1,238.
SAP 50 B 24 L 3 CLMP HD K	1,485.

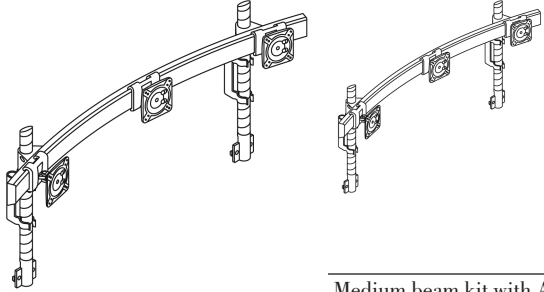
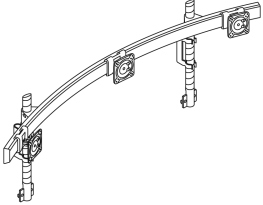
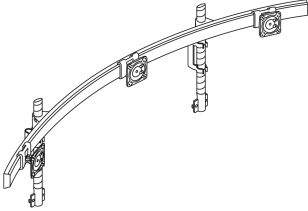
Order Code	Ordering Information
Example: <b>SAP-B-16-S-3-CLMP-HD-K-(R)</b>	<i>Specify:</i> 1. Pattern number 2. Knob finish option
<b>SAP-B-16-</b> Sapper small beam kit	Kits do not require any additional mounting specifications.
<b>S-3-</b> on 16" mast with 3	
<b>CLMP-HD-</b> movement joint slides	<i>Knob Finish Option:</i> Red (R) Black (B)
<b>K</b> and heavy duty clamp	
<b>R</b> Red knob	

Mounting and Application Information
See page 138 for comprehensive mounting and application information.

Sapper™ Monitor Arm Collection

Easy Order Beam Kits for 3 Monitors with Antenna Mounts

by Richard Sapper

type	description	
	Small beam kit with Antenna center beam side mounts	50" beam kit with 16" mast and 3 movement joint slides
		50" beam kit with 16" mast and 3 Sapper 50 movement joint slides
		50" beam kit with 24" mast and 3 movement joint slides
		50" beam kit with 24" mast and 3 Sapper 50 movement joint slides
	Medium beam kit with Antenna center beam side mounts	64" beam kit with 16" mast and 3 movement joint slides
		64" beam kit with 16" mast and 3 Sapper 50 movement joint slides
		64" beam kit with 24" mast and 3 movement joint slides
		64" beam kit with 24" mast and 3 Sapper 50 movement joint slides
	Large beam kit with Antenna center beam side mounts	76" beam kit with 16" mast and 3 movement joint slides
		76" beam kit with 16" mast and 3 Sapper 50 movement joint slides
		76" beam kit with 24" mast and 3 movement joint slides
		76" beam kit with 24" mast and 3 Sapper 50 movement joint slides

Kit includes everything needed to mount one beam to an Antenna workstation: two masts, 2 Antenna center beam side mounts, 3 movement joint slides, 2 beam-to-mast mounts, 2 adjustment knobs, beam cable management clips, mast cable management clips and beam option (see right for options)

Order Code	Ordering Information	
Example: <b>SAP-B-16-S-3-ANT-SIDE-K-(118)-(R)</b>	<i>Specify:</i>	<i>Antenna table center beam side mount finish option:</i>
<b>SAP-B-16-S-3-ANT-SIDE-K</b>	1. Pattern number	Jet Black (111)
	2. Finish where required	Brown (112)
	Kits do not require any additional mounting specifications.	Dark Grey (113)
	<i>Knob Finish Option:</i>	Folkstone (114)
<b>118</b>	Red (R)	Medium Grey (115)
<b>R</b>	Black (B)	Sandstone (116)
		Soft Grey (117)
		Bright White (118)
		Dark Red (130)
		Slate Blue (131)
		Beige Mist Metallic (611)
		Medium Metallic Grey (612)
		Silver Metallic (613)

pattern no.	list price
<b>SAP B 16 S 3 ANT SIDE K</b>	\$982.
<b>SAP 50 B 16 S 3 ANT SIDE K</b>	1,229.
<b>SAP B 24 S 3 ANT SIDE K</b>	1,068.
<b>SAP 50 B 24 S 3 ANT SIDE K</b>	1,315.

<b>SAP B 16 M 3 ANT SIDE K</b>	1,034.
<b>SAP 50 B 16 M 3 ANT SIDE K</b>	1,281.
<b>SAP B 24 M 3 ANT SIDE K</b>	1,121.
<b>SAP 50 B 24 M 3 ANT SIDE K</b>	1,368.

<b>SAP B 16 L 3 ANT SIDE K</b>	1,087.
<b>SAP 50 B 16 L 3 ANT SIDE K</b>	1,334.
<b>SAP B 24 L 3 ANT SIDE K</b>	1,173.
<b>SAP 50 B 24 L 3 ANT SIDE K</b>	1,420.

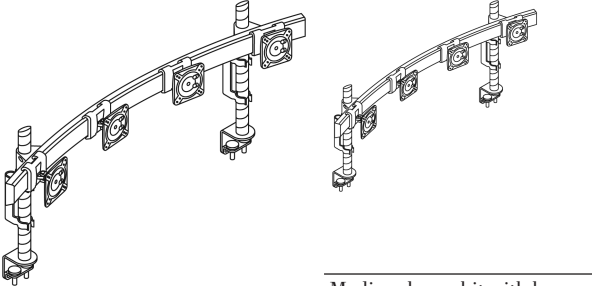
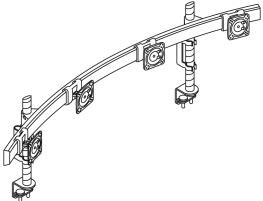
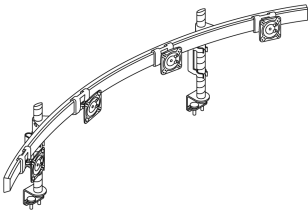
Mounting and Application Information

See page 138 for comprehensive mounting and application information.

Sapper™ Monitor Arm Collection

Easy Order Beam Kits for 4 Monitors with Table Clamps

by Richard Sapper

type		description	
 <p>Kit includes everything needed to mount one beam to a worksurface table: two masts, 2 heavy duty table clamps, 4 movement joint slides, 2 beam-to-mast mounts, 2 adjustment knobs, beam cable management clips, mast cable management clips and beam option (see right for options)</p>	Small beam kit with heavy duty table clamp mounts	50" beam kit with 16" mast and 4 movement joint slides	
		50" beam kit with 16" mast and 4 Sapper 50 movement joint slides	
		50" beam kit with 24" mast and 4 movement joint slides	
		50" beam kit with 24" mast and 4 Sapper 50 movement joint slides	
	Medium beam kit with heavy duty table clamp mounts	64" beam kit with 16" mast and 4 movement joint slides	
		64" beam kit with 16" mast and 4 Sapper 50 movement joint slides	
		64" beam kit with 24" mast and 4 movement joint slides	
		64" beam kit with 24" mast and 4 Sapper 50 movement joint slides	
	Large beam kit with heavy duty table clamp mounts	76" beam kit with 16" mast and 4 movement joint slides	
		76" beam kit with 16" mast and 4 Sapper 50 movement joint slides	
		76" beam kit with 24" mast and 4 movement joint slides	
		76" beam kit with 24" mast and 4 Sapper 50 movement joint slides	

pattern no.	list price
SAP B 16 S 4 CLMP HD K	\$1,100.
SAP 50 B 16 S 4 CLMP HD K	1,430.
SAP B 24 S 4 CLMP HD K	1,188.
SAP 50 B 24 S 4 CLMP HD K	1,517.
SAP B 16 M 4 CLMP HD K	1,153.
SAP 50 B 16 M 4 CLMP HD K	1,482.
SAP B 24 M 4 CLMP HD K	1,240.
SAP 50 B 24 M 4 CLMP HD K	1,570.
SAP B 16 L 4 CLMP HD K	1,205.
SAP 50 B 16 L 4 CLMP HD K	1,535.
SAP B 24 L 4 CLMP HD K	1,293.
SAP 50 B 24 L 4 CLMP HD K	1,622.

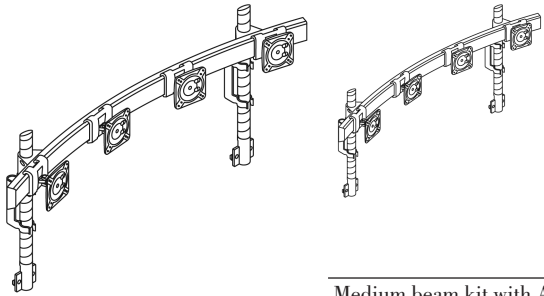
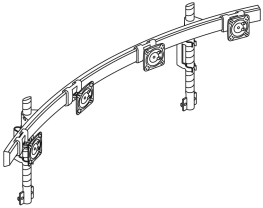
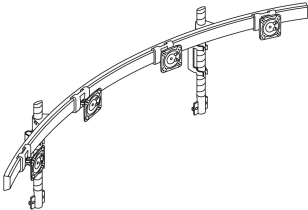
Order Code	Ordering Information
Example: <b>SAP-B-16-S-4-CLMP-HD-K-(R)</b>	<i>Specify:</i> 1. Pattern number 2. Knob finish option
<b>SAP-B-16-S-4-CLMP-HD-K</b>	Sapper small beam kit on 16" mast with 4 movement joint slides and heavy duty clamp
<b>R</b>	Red knob
	Kits do not require any additional mounting specifications.
	<i>Knob Finish Option:</i> Red (R) Black (B)

Mounting and Application Information
See page 138 for comprehensive mounting and application information.

Sapper™ Monitor Arm Collection

Easy Order Beam Kits for 4 Monitors with Antenna Mounts

by Richard Sapper

type	description	
 <p>Kit includes everything needed to mount one beam to an Antenna workstation: two masts, 2 Antenna center beam side mounts, 4 movement joint slides, 2 beam-to-mast mounts, 2 adjustment knobs, beam cable management clips, mast cable management clips and beam option (see right for options)</p>	Small beam kit with Antenna center beam side mounts	50" beam kit with 16" mast and 4 movement joint slides
		50" beam kit with 16" mast and 4 Sapper 50 movement joint slides
		50" beam kit with 24" mast and 4 movement joint slides
		50" beam kit with 24" mast and 4 Sapper 50 movement joint slides
	Medium beam kit with Antenna center beam side mounts	64" beam kit with 16" mast and 4 movement joint slides
		64" beam kit with 16" mast and 4 Sapper 50 movement joint slides
		64" beam kit with 24" mast and 4 movement joint slides
		64" beam kit with 24" mast and 4 Sapper 50 movement joint slides
	Large beam kit with Antenna center beam side mounts	76" beam kit with 16" mast and 4 movement joint slides
		76" beam kit with 16" mast and 4 Sapper 50 movement joint slides
		76" beam kit with 24" mast and 4 movement joint slides
		76" beam kit with 24" mast and 4 Sapper 50 movement joint slides

pattern no.	list price
SAP B 16 S 4 ANT SIDE K	\$1,036.
SAP 50 B 16 S 4 ANT SIDE K	1,366.
SAP B 24 S 4 ANT SIDE K	1,122.
SAP 50 B 24 S 4 ANT SIDE K	1,451.
SAP B 16 M 4 ANT SIDE K	1,089.
SAP 50 B 16 M 4 ANT SIDE K	1,418.
SAP B 24 M 4 ANT SIDE K	1,174.
SAP 50 B 24 M 4 ANT SIDE K	1,504.
SAP B 16 L 4 ANT SIDE K	1,141.
SAP 50 B 16 L 4 ANT SIDE K	1,471.
SAP B 24 L 4 ANT SIDE K	1,227.
SAP 50 B 24 L 4 ANT SIDE K	1,556.

Order Code	Ordering Information	
Example: <b>SAP-B-16-S-4-ANT-SIDE-K-(118)-(R)</b>	<i>Specify:</i> 1. Pattern number 2. Finish where required	<i>Antenna table center beam side mount finish option:</i> Jet Black (111) Brown (112) Dark Grey (113) Folkstone (114) Medium Grey (115) Sandstone (116) Soft Grey (117) Bright White (118) Dark Red (130) Slate Blue (131) Beige Mist Metallic (611) Medium Metallic Grey (612) Silver Metallic (613)
<b>SAP-B-16-S-4-ANT-SIDE-K</b>	Sapper small beam kit on 16" mast with 4 movement joint slides and Antenna center beam side mount	Kits do not require any additional mounting specifications.
<b>118</b>	Bright White	<i>Knob Finish Option:</i> Red (R) Black (B)
<b>R</b>	Red knob	

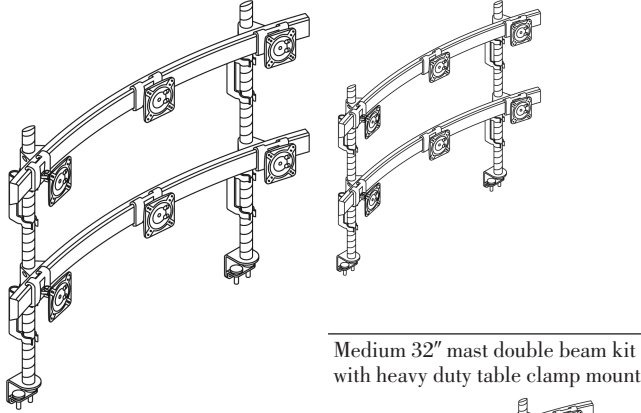
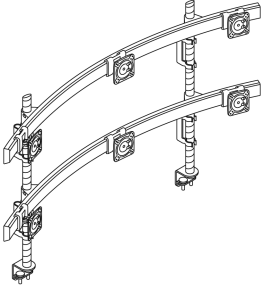
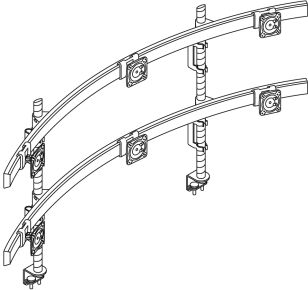
Mounting and Application Information
See page 138 for comprehensive mounting and application information.

Sapper™ Monitor Arm Collection

Easy Order Double Beam Kits for 6 Monitors with Table Clamps

by Richard Sapper

KnollExtra

type	description	
	Small 32" mast double beam kit with heavy duty table clamp mounts	50" double beam kit with 32" mast and 6 movement joint slides
		50" double beam kit with 32" mast and 6 Sapper 50 movement joint slides
	Medium 32" mast double beam kit with heavy duty table clamp mounts	64" double beam kit with 32" mast and 6 movement joint slides
		64" double beam kit with 32" mast and 6 Sapper 50 movement joint slides
	Large 32" mast double beam kit with heavy duty table clamp mounts	76" double beam kit with 32" mast and 6 movement joint slides
		76" double beam kit with 32" mast and 6 Sapper 50 movement joint slides

Kit includes everything needed to mount two beams to a worksurface table: two 32" masts, 2 heavy duty table clamps, 6 movement joint slides, 4 beam-to-mast mounts, 4 adjustment knobs, beam cable management clips, mast cable management clips and two beam options (see right for options)

Order Code	Ordering Information
Example: <b>SAP-B-32-S-6-CLMP-HD-K-(R)</b>	<i>Specify:</i> 1. Pattern number 2. Knob finish option
<b>SAP-B-32-S-6-CLMP-HD-K</b>	Kits do not require any additional mounting specifications.
<b>R</b>	<i>Knob Finish Option:</i> Red (R) Black (B)

pattern no.	list price
<b>SAP B 32 S 6 CLMP HD K</b>	\$1,703.
<b>SAP 50 B 32 S 6 CLMP HD K</b>	2,197.
<b>SAP B 32 M 6 CLMP HD K</b>	1,754.
<b>SAP 50 B 32 M 6 CLMP HD K</b>	2,248.
<b>SAP B 32 L 6 CLMP HD K</b>	1,805.
<b>SAP 50 B 32 L 6 CLMP HD K</b>	2,299.

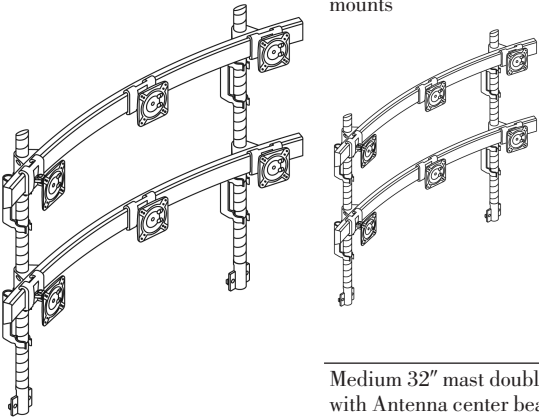
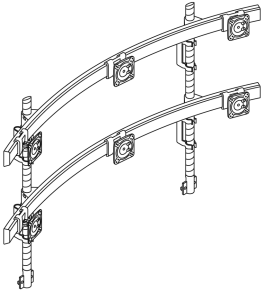
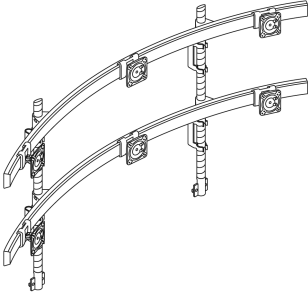
Mounting and Application Information
See page 138 for comprehensive mounting and application information.



Sapper™ Monitor Arm Collection

Easy Order Double Beam Kits for 6 Monitors with Antenna Mounts

by Richard Sapper

type	description	
	Small 32" mast double beam kit with Antenna center beam side mounts	50" double beam kit with 32" mast and 6 movement joint slides
		50" double beam kit with 32" mast and 6 Sapper 50 movement joint slides
	Medium 32" mast double beam kit with Antenna center beam side mounts	64" double beam kit with 32" mast and 6 movement joint slides
		64" double beam kit with 32" mast and 6 Sapper 50 movement joint slides
	Large 32" mast double beam kit with Antenna center beam side mounts	76" double beam kit with 32" mast and 6 movement joint slides
		76" double beam kit with 32" mast and 6 Sapper 50 movement joint slides

Kit includes everything needed to mount two beams to an Antenna workstation: two 32" masts, 2 Antenna center beam side mounts, 6 movement joint slides, 4 beam-to-mast mounts, 4 adjustment knobs, beam cable management clips, mast cable management clips and two beam options (see right for options)

Order Code	Ordering Information	
Example: <b>SAP-B-32-S-6-ANT-SIDE-K-(118)-(R)</b>	<i>Specify:</i>	
<b>SAP-B-32-S-6-ANT-SIDE-K</b>	1. Pattern number	<i>Antenna table center beam side mount finish option:</i>
	2. Finish where required	Jet Black (111)
		Brown (112)
	Kits do not require any additional mounting specifications.	Dark Grey (113)
		Folkstone (114)
		Medium Grey (115)
		Sandstone (116)
	<i>Knob Finish Option:</i>	Soft Grey (117)
<b>118</b>	Bright White	Bright White (118)
<b>R</b>	Red knob	Dark Red (130)
		Slate Blue (131)
		Beige Mist Metallic (611)
		Medium Metallic Grey (612)
		Silver Metallic (613)

pattern no.	list price
<b>SAP B 32 S 6 ANT SIDE K</b>	\$1,638.
<b>SAP 50 B 32 S 6 ANT SIDE K</b>	2,132.
<b>SAP B 32 M 6 ANT SIDE K</b>	1,689.
<b>SAP 50 B 32 M 6 ANT SIDE K</b>	2,184.
<b>SAP B 32 L 6 ANT SIDE K</b>	1,740.
<b>SAP 50 B 32 L 6 ANT SIDE K</b>	2,234.

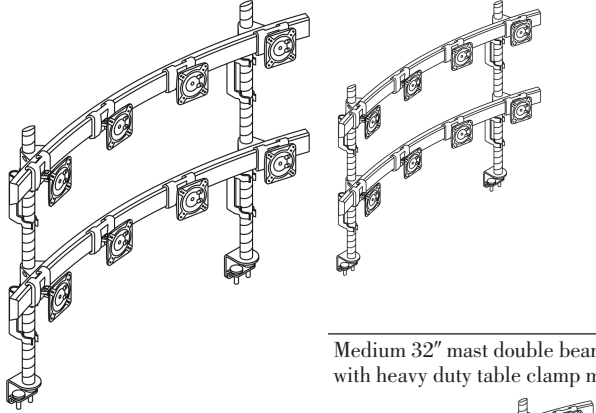
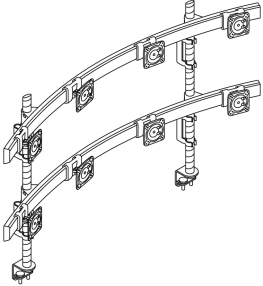
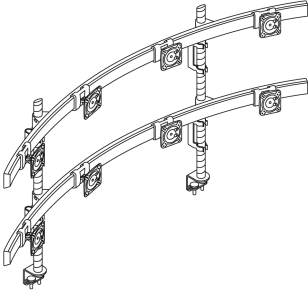
Mounting and Application Information
See page 138 for comprehensive mounting and application information.



Sapper™ Monitor Arm Collection

Easy Order Double Beam Kits for 8 Monitors with Table Clamps

by Richard Sapper

type	description	
	Small 32" mast double beam kit with heavy duty table clamp mounts	50" double beam kit with 32" mast and 8 movement joint slides
		50" double beam kit with 32" mast and 8 Sapper 50 movement joint slides
	Medium 32" mast double beam kit with heavy duty table clamp mounts	64" double beam kit with 32" mast and 8 movement joint slides
		64" double beam kit with 32" mast and 8 Sapper 50 movement joint slides
	Large 32" mast double beam kit with heavy duty table clamp mounts	76" double beam kit with 32" mast and 8 movement joint slides
		76" double beam kit with 32" mast and 8 Sapper 50 movement joint slides

Kit includes everything needed to mount two beams to a worksurface table: two 32" masts, 2 heavy duty table clamps, 8 movement joint slides, 4 beam-to-mast mounts, 4 adjustment knobs, beam cable management clips, mast cable management clips and two beam options (see right for options)

Order Code	Ordering Information
Example: <b>SAP-B-32-S-8-CLMP-HD-K-(R)</b>	<i>Specify:</i> 1. Pattern number 2. Knob finish option  Kits do not require any additional mounting specifications.  <i>Knob Finish Option:</i> Red (R) Black (B)
<b>SAP-B-32-</b> Sapper 2 small beams	
<b>S-8-</b> kit on 32" mast with 8	
<b>CLMP-HD-</b> movement joint slides	
<b>K</b> and heavy duty clamp	
<b>R</b> Red knob	

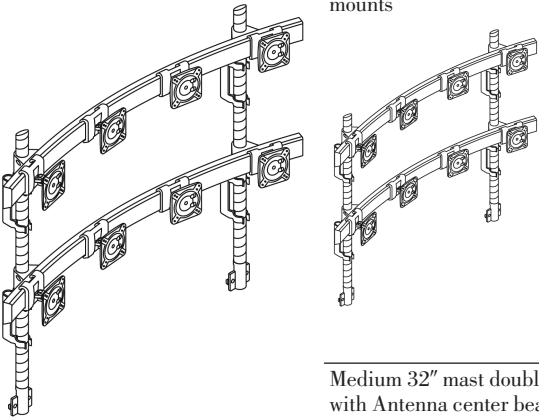
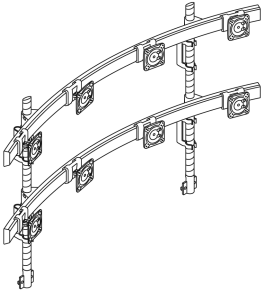
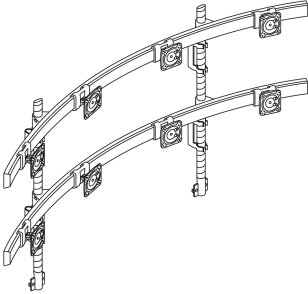
pattern no.	list price
<b>SAP B 32 S 8 CLMP HD K</b>	\$1,811.
<b>SAP 50 B 32 S 8 CLMP HD K</b>	2,470.
<b>SAP B 32 M 8 CLMP HD K</b>	1,862.
<b>SAP 50 B 32 M 8 CLMP HD K</b>	2,521.
<b>SAP B 32 L 8 CLMP HD K</b>	1,913.
<b>SAP 50 B 32 L 8 CLMP HD K</b>	2,572.

Mounting and Application Information
See page 138 for comprehensive mounting and application information.

Sapper™ Monitor Arm Collection

Easy Order Double Beam Kits for 8 Monitors with Antenna Mounts

by Richard Sapper

type	description	
	Small 32" mast double beam kit with Antenna center beam side mounts	50" double beam kit with 32" mast and 8 movement joint slides
		50" double beam kit with 32" mast and 8 Sapper 50 movement joint slides
	Medium 32" mast double beam kit with Antenna center beam side mounts	64" double beam kit with 32" mast and 8 movement joint slides
		64" double beam kit with 32" mast and 8 Sapper 50 movement joint slides
	Large 32" mast double beam kit with Antenna center beam side mounts	76" double beam kit with 32" mast and 8 movement joint slides
		76" double beam kit with 32" mast and 8 Sapper 50 movement joint slides

Kit includes everything needed to mount two beams to an Antenna workstation: two 32" masts, 2 Antenna center beam side mounts, 8 movement joint slides, 4 beam-to-mast mounts, 4 adjustment knobs, beam cable management clips, mast cable management clips and two beam options (see right for options)

Order Code	Ordering Information	
Example: <b>SAP-B-32-S-8-ANT-SIDE-K(118)-(R)</b>	<i>Specify:</i>	
<b>SAP-B-32-S-8-ANT-SIDE-K</b>	1. Pattern number	<i>Antenna table center beam side mount finish option:</i>
	2. Finish where required	Jet Black (111)
		Brown (112)
	Kits do not require any additional mounting specifications.	Dark Grey (113)
		Folkstone (114)
		Medium Grey (115)
		Sandstone (116)
	<i>Knob Finish Option:</i>	Soft Grey (117)
<b>118</b>	Bright White	Bright White (118)
<b>R</b>	Red knob	Dark Red (130)
		Slate Blue (131)
		Beige Mist Metallic (611)
		Medium Metallic Grey (612)
		Silver Metallic (613)

pattern no.	list price
<b>SAP B 32 S 8 ANT SIDE K</b>	\$1,746.
<b>SAP 50 B 32 S 8 ANT SIDE K</b>	2,405.
<b>SAP B 32 M 8 ANT SIDE K</b>	1,797.
<b>SAP 50 B 32 M 8 ANT SIDE K</b>	2,457.
<b>SAP B 32 L 8 ANT SIDE K</b>	1,848.
<b>SAP 50 B 32 L 8 ANT SIDE K</b>	2,507.

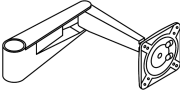


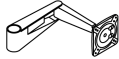



Mounting and Application Information

See page 138 for comprehensive mounting and application information.

Sapper™ Monitor Arm Collection

Monitor Arms and Brackets

by Richard Sapper

	description
  <i>Arms and brackets can be ordered individually for easy reconfiguration</i>	Sleeve mount arm (arm with movement joint) 
	Single compact arm (with movement joint) 
	Single standard arm (with movement joint) 
	Double arm bracket (does not include arms, must order separately) 
	Triple support bracket (does not include arms, must order separately) 
	Quadruple monitor arm bracket (does not include arms, must order separately) 




Order Code	Ordering Information	
Example: <b>SAP-MA-S-115</b>	<i>Specify:</i>	
<b>SAP-MA-S</b> Sapper single standard monitor arm	1. Pattern number 2. Finish where required	
<b>115</b> Medium Grey	Kits do not require any additional mounting specifications.	
	<i>Standard Monitor Arm Finish</i> <i>Options:</i> Jet Black (111) Medium Grey (115) Bright White (118)	
	<i>Silver Standard Monitor Arm Finish</i> <i>Option:</i> Silver (SILV)	
	<i>Silver Finish Option:</i> Silver (613)	
	USA made standard monitor arm is available in a silver finish for a \$108 upcharge to standard finish by specifying a 613 finish. The standard arm with a 613 finish is BAA-(Buy American Act) and TAA-compliant (Trade Agreements Act).	

pattern no.	silver finish list price	standard finish list price
<b>SAP MA SL ( )</b>	\$63.	\$55.
<b>SAP MA C</b>	191.	136.
<b>SAP MA S ( )</b>	187.	163.
<b>SAP D BKT</b>		81.
<b>SAP 3 BKT</b>		263.
<b>SAP 4 BKT</b>		163.

Mounting and Application Information
See page 138 for comprehensive mounting, application and construction information.

Sapper™ Monitor Arm Collection  
*Monitor Arms and Brackets*  
 by Richard Sapper

KnollExtra

	description
	<p data-bbox="413 270 839 278">Single Sapper 50 sleeve arm (with movement joint)</p> 
<p data-bbox="102 332 357 352"><i>Arms and brackets can be ordered individually for easy reconfiguration</i></p>	<hr data-bbox="407 324 1426 326"/> <p data-bbox="413 330 783 338">Single Sapper 50 arm (with movement joint)</p> 








pattern no.	silver finish list price	standard finish list price
SAP MA 50S SL	\$178.	\$155.
SAP MA 50S	397.	345.

Order Code		Ordering Information	
Example:	<b>SAP-MA-S-115</b>	<i>Specify:</i>	USA made standard monitor arm is available in a silver finish for a \$108 upcharge to the standard finish by specifying a 613 finish. The standard arm with a 613 finish is BAA-(Buy American Act) and TAA- compliant (Trade Agreements Act).
<b>SAP-MA-S</b>	Sapper single standard monitor arm	1. Pattern number 2. Finish where required	
<b>115</b>	Medium Grey	Kits do not require any additional mounting specifications.	
		<i>Standard Monitor Arm Finish Options:</i> Jet Black (111) Medium Grey (115) Bright White (118)	
		<i>Silver Standard Monitor Arm Finish Option:</i> Silver (SILV)	
		<i>Silver Finish Option:</i> Silver (613)	

See page 138 for comprehensive mounting, application and construction information.

Sapper™ Monitor Arm Collection  
Movement Joints and VESA Plate Adaptors  
by Richard Sapper

KnollExtra

description	
  <i>Beam movement joint slides can be ordered individually for easy reconfiguration</i>	Movement joint (includes fast release pin) 
	Beam movement joint slide (includes movement joint with fast release pin) 
	Sapper 50 movement joint (includes fast release pin) 
	Sapper 50 beam movement joint slide (includes movement joint with fast release pin) 
	100 X 200 VESA plate adaptor (does not include movement joint) 
200 X 200 VESA plate adaptor (does not include movement joint) 	

Order Code	Ordering Information	
Example: <b>SAP-MJ</b>	<i>Specify:</i>	
<b>SAP-MJ</b>	Sapper movement joint	1. Pattern number



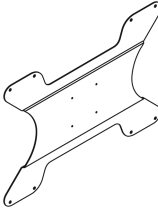
USA made standard monitor arm is available in a silver finish for a \$108 upcharge to the standard finish by specifying a 613 finish. The standard arm with a 613 finish is BAA-(Buy American Act) and TAA- compliant (Trade Agreements Act).

pattern number	list price
<b>SAP MJ</b>	\$49.
<b>SAP B MJ</b>	84.
<b>SAP MA 50S MJ</b>	103.
<b>SAP B MJ 50</b>	165.
<b>SAP VESA 100 200</b>	58.
<b>SAP VESA 200 200</b>	73.

Mounting and Application Information
See page 138 for comprehensive mounting, application and construction information.

Sapper™ Monitor Arm Collection  
Movement Joints and VESA Plate Adaptors  
by Richard Sapper

KnollExtra

description	
  <i>Beam movement joint slides can be ordered individually for easy reconfiguration</i>	300 X 300 VESA plate adaptor (does not include movement joint)
	
400 X 400 VESA plate adaptor (does not include movement joint)	
	

pattern number	list price
SAP VESA 300 300	\$88.
SAP VESA 400 400	103.

Order Code	Ordering Information	
Example: <b>SAP-MJ</b>	<i>Specify:</i>	
<b>SAP-MJ</b>	Sapper movement joint	1. Pattern number

USA made standard monitor arm is available in a silver finish for a \$108 upcharge to the standard finish by specifying a 613 finish. The standard arm with a 613 finish is BAA-(Buy American Act) and TAA- compliant (Trade Agreements Act).

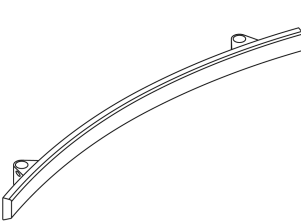
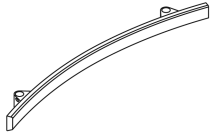
Mounting and Application Information
See page 138 for comprehensive mounting, application and construction information.

Sapper™ Monitor Arm Collection

Beams

by Richard Sapper

KnollExtra

type	description	
  <i>Beam comes with mast-to-beam brackets and beam cable management clips. Order mounting option, mast option and movement joint slides separately for full mounting solution.</i>	Small beam	50" beam (includes mast-to-beam bracket and 6 beam cable management clips)
	Medium beam	64" beam (includes mast-to-beam bracket and 8 beam cable management clips)
	Large beam	76" beam (includes mast-to-beam bracket and 10 beam cable management clips)

pattern no.	list price
SAP B S	\$473.
SAP B M	525.
SAP B L	578.

Order Code	Ordering Information
Example: SAP-B-S	Specify:
SAP-B-S Sapper small beam	1. Pattern number

Mounting and Application Information
See page 138 for comprehensive mounting and application information.

Sapper™ Monitor Arm Collection

Masts

by Richard Sapper



Masts come in various sizes to accommodate different monitor mounting solutions

description	
	8" Mast (includes adjustment knob and 1 cable management clip)
	12" Mast (includes adjustment knob and 2 cable management clips)
	16" Mast (includes adjustment knob and 2 cable management clips)
	24" Mast (includes adjustment knob and 2 cable management clips)
	32" Mast (includes 2 adjustment knobs and 4 cable management clips)

Order Code

Example: **SAP-MST-12**

**SAP-MST-** Sapper 12" mast

**12**






pattern no.	list price
<b>SAP MST 8</b>	\$75.
<b>SAP MST 12</b>	81.
<b>SAP MST 16</b>	87.
<b>SAP MST 24</b>	130.
<b>SAP MST 32</b>	195.

Mounting and Application Information

See page 138 for comprehensive mounting, application and construction information.



Sapper™ Monitor Arm Collection  
Adjustment Knobs and Mast Cable Management Clips  
by Richard Sapper

description	
  Adjustment knobs and cable management clips can be ordered individually	Adjustment knob 
	Mast cable management clips (set of 10) 
	Beam cable management clips (set of 10) 
	Beam mast cable management clips (set of 2) 

Order Code	Ordering Information
Example: <b>SAP-MST-KN-(B)</b>	<i>Specify:</i>
<b>SAP-MST-</b> Sapper adjustment knob	1. Pattern number
<b>KNB</b>	2. Finish where required
<b>B</b> Black knob	<i>Knob Finish Option:</i> Red (R) Black (B)

pattern no.	list price
<b>SAP MST KNB ( )</b>	\$15.
<b>SAP MST CM</b>	22.
<b>SAP B CM</b>	21.
<b>SAP B MST CM</b>	32.

Mounting and Application Information
See page 138 for comprehensive mounting and application information.

Sapper™ Monitor Arm Collection

Mounting Options

by Richard Sapper



Wide selection of interchangeable mounting options provide ultimate flexibility

description	
Two-piece Table Clamp Mount	
Deep Table Clamp Mount	
Heavy Duty Clamp Mount	
Grommet Mount	
Fixed Table Mount	
Crinion Open Table Center Channel Mount	
Dividends Horizon Benching Mount	
Antenna Table Center Beam Center Mount	
Antenna Table Center Beam Side Mount	

Order Code	Ordering Information	
Example: <b>SAP-CLMP</b>		
<b>SAP-CLMP</b>	Sapper table clamp	
	Specify:	Antenna table center beam side mount finish options:
	1. Pattern number	Jet Black (111)
	2. Finish where required	Brown (112)
		Dark Grey (113)
		Folkstone (114)
		Medium Grey (115)
		Sandstone (116)
		Soft Grey (117)
		Bright White (118)
		Dark Red (130)
		Slate Blue (131)
		Beige Mist Metallic (611)
		Medium Metallic Grey (612)
		Silver Metallic (613)

pattern no.	list price
SAP CLMP	\$60.
SAP CLMP DP	93.
SAP CLMP HD	87.
SAP GRMT	63.
SAP FTM	43.
SAP COT	43.
SAP DH	113.
SAP ANT CTR	48.
SAP ANT SIDE ( )	55.

Mounting and Application Information
See page 138 for comprehensive mounting, application and construction information.

Sapper™ Monitor Arm Collection

Mounting Options

by Richard Sapper



Wide selection of interchangeable mounting options provide ultimate flexibility

description	
Slat Wall Mast Mount	
Direct Slat Wall Mount	
Wall Mast Mount	
Direct Wall mount	
Interpole Slot Mount	
Interpole Direct Channel Mount	
Compact Arm Direct Slat Wall Mount	
Compact Arm Direct Wall Mount	

Order Code	Ordering Information	
Example: <b>SAP-CLMP</b>	<i>Specify:</i> 1. Pattern number 2. Finish where required	<i>Antenna table center beam side mount finish options:</i> Jet Black (111) Brown (112) Dark Grey (113) Folkstone (114) Medium Grey (115) Sandstone (116) Soft Grey (117) Bright White (118) Dark Red (130) Slate Blue (131) Beige Mist Metallic (611) Medium Metallic Grey (612) Silver Metallic (613)
<b>SAP-CLMP</b> Sapper table clamp		

pattern no.	list price
<b>SAP SW MST</b>	\$75.
<b>SAP SW DIR</b>	81.
<b>SAP WL MST</b>	71.
<b>SAP WL DIR</b>	75.
<b>SAP POLE SLOT</b>	103.
<b>SAP POLE DCH</b>	155.
<b>SAP SW DIR C</b>	75.
<b>SAP WL DIR C</b>	70.

Mounting and Application Information
See page 138 for comprehensive mounting, application and construction information.

Sapper™ Monitor Arm Collection

Mounting Options

by Richard Sapper



Wide selection of interchangeable mounting options provide ultimate flexibility



description	
Sapper 50 Direct Wall Mount	
Sapper 50 Interpole Slot Mount	
Sapper 50 Interpole Direct Channel Mount	

Order Code		Ordering Information	
Example:	<b>SAP-CLMP</b>	<i>Specify:</i>	<i>Antenna table center beam side</i>
<b>SAP-CLMP</b>	Sapper table clamp	1. Pattern number	<i>mount finish options:</i>
		2. Finish where required	Jet Black (111)
			Brown (112)
			Dark Grey (113)
			Folkstone (114)
			Medium Grey (115)
			Sandstone (116)
			Soft Grey (117)
			Bright White (118)
			Dark Red (130)
			Slate Blue (131)
			Beige Mist Metallic (611)
			Medium Metallic Grey (612)
			Silver Metallic (613)

pattern no.	list price
<b>SAP 50 WL DIR</b>	\$129.
<b>SAP POLE50 SLOT</b>	155.
<b>SAP POLE50 DCH</b>	206.

Mounting and Application Information
See page 138 for comprehensive mounting, application and construction information.

Mounting and Application Information:

All Sapper standard monitor arms:

- Maximum weight of 20 lbs \* per arm, weight limits vary by mounting option
- Ship standard with fast release movement joint
- Offer 165 degrees of monitor tilt up and down, 180 degrees of swivel left and right and 360 degrees of rotation for portrait and landscape viewing
- Fold into themselves to be highly compact at (only 2 7/8" when fully compressed)
- Are durable and lightweight (standard arm weighs only 2.6 pounds)

All Sapper 50 monitor arms:

- Maximum weight of 50 lbs per arm, weight limits vary by mounting option
- Ship standard with fast release movement joint
- Offer 117 degrees of monitor tilt up and down, 180 degrees of swivel left and right and 360 degrees of rotation for portrait or landscape viewing
- Fold into themselves to be highly compact (only 4.75" when fully compressed)

\*Please note this limit accommodates up to 95% of monitors on the market. There is not a specific monitor size maximum limitation for a single Sapper monitor arm. A larger size (e.g., 24" widescreen) does not necessarily equate to a higher weight monitor. It is key to understand the application to know if a certain size monitor will fit within a space and/or if there are multiple monitors. Also, it is important to note weight limitations vary by application. See details below.

Weight Limits:

Weight limitations for individual mounting options are outlined below. Taken together (both the mounting option weight limit and the individual arm limit) you can determine the best mounting approach for your client given the number of monitors they desire to mount and the weight of those monitors. Weight limits are outlined by mounting option on the next few pages.

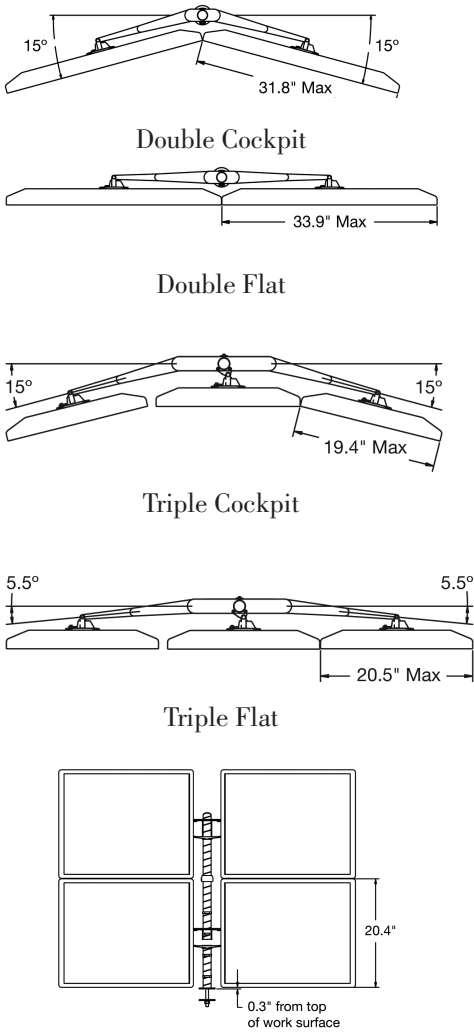
For example, if you want to mount two monitors on a worksurface with a grommet mount and each of those monitors weighs 18 lbs (2 monitors x 18 lbs each equals 36 lbs total), we can accommodate that with the 45 lbs weight limit for the 24" mast on a grommet mount and the 20 lbs limitation for each arm. However, we cannot accommodate three monitors weighing 18 lbs each (3 monitors x 18 lbs each equals 54 lbs total) with a 24" mast on a grommet mount, because the maximum weight limitation on a single mast is 45 lbs for this mount.

Size Limits:

Monitor Arms

There is no specific maximum size for a single arm solution (outside the limitations of the space in which you are trying to put it). When mounting two monitors, the maximum outer horizontal width per monitor is 31.8" for a cockpit solution or 33.9" for a flat positioning flush next to each other. For three monitors, the maximum outer

horizontal width per monitor is 19.4" for a cockpit solution or 20.5" for a flat positioning flush next to each other in a row. Clients can accommodate larger screen monitors in triples by turning monitor screens to a portrait position.



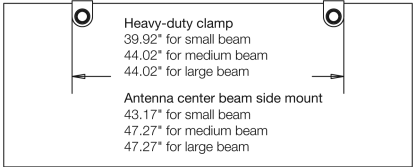
Maximum Monitor Height on a 32" Mast for Double Stacked Monitors

Please note while four monitors (two-on-two) are shown above, the height limitation apply to six monitor (three-on-three) configurations as well.

**KEY NOTE: Flat panel monitor manufacturers refer to their products by diagonal screen measurements. So a 19" widescreen monitor has a 19" screen measured diagonally, but is not necessarily 19" in horizontal width (refer to manufacturers specifications for specific overall height and width).**

Beams

For beam solutions, the length of the desktop or Antenna center beam must be at least the width between the outside of the two mounts. For the heavy duty mount, this distance is 39.92" for the small beam, and 44.02" for the medium and large beams. For the Antenna center beam side mount, this distance is 43.17" for the small beam and 47.27" for the medium and large beams. The length of the workspace in both scenarios must be at least the length of the beam. If monitors extend beyond the end of the beam, additional workspace is required. For additional size guidelines and limitations, please see the Easy Order Beam Kit Guide.



Monitor Mounting:

Our Sapper monitor arms are compatible with the international Video Electronics Standard Association (VESA) industry interface standard and a monitor must be compliant with this standard to be mounted. The standard movement joint (20 lbs maximum) has the VESA standard 75 mm x 75 mm (2.95" x 2.95") and 100 mm x 100 mm (3.94" x 3.94") hole patterns; the Sapper 50 movement joint (50 lbs maximum) has the VESA standard 100 mm x 100 mm (3.94" x 3.94") hole pattern. If your customer has a recessed monitor back with only 75 mm x 75 mm holes, additional spaces will be needed to ensure proper fit. Contact Customer Service for more details including part and pricing information.

A VESA plate adaptor may be necessary for larger monitors and televisions and can be ordered separately in the sizes of 100 mm x 200mm (M5 screws), 200mm x 200mm (M6 screws), 300mm x 300mm (M8 screws) and 400mm x 400mm/400mm x 600mm (M8 screws). Adaptors ship with separate installation instructions and may require spacers. Knoll VESA plate adaptors ship with screws to attach the adaptor to the Knoll VESA plate but do not ship with screws to attach the adaptor to the monitor or television (see screw sizes listed above, English size equivalents may be needed instead); screw length is dependent on the specific monitor or television and screw should be tested prior to installation to ensure correct length. Knoll is not responsible for use of incorrect screws.

Knoll and its dealers will not take the responsibility for mounting the monitor to the arm. The end user's IT department must confirm VESA mounting compliance and mount the monitor to the arm using customer's own screws. The most common screws are M5 x 8mm and M5 x 10mm.

Please follow installation instructions closely (available in each kit box shipped as well as on Knoll Exchange).

Apple Computer Note:

Apple iMacs and Thunderbolt and Cinema Displays are not VESA compliant. An iMac may be purchased from Apple with an integrated VESA adapter and VESA Mount Adapter Kits can be purchased for the Displays. With these adapters, the monitors will mount to the 100 mm x 100 mm hole patterns on the Sapper movement joints.

Clamp Mounting:

Two-Piece Table Clamp Mounting:

The standard two-piece table clamp is easy to install or retrofit and works on most worksurfaces or desks that are a minimum of 1 1/8" thick solid core. The maximum worksurface thickness is 2 3/4". There are four settings to accommodate a range of worksurface thicknesses. For the fourth setting to accommodate the thickest worksurfaces you must invert the lower mounting plate to allow the mount to clamp the maximum 2 3/4". It is important to mock up the table clamp, particularly on competitive product to ensure a proper fit. The clamp is not compatible with Morrison Network.

Deep Table Clamp Mounting:

This clamp is one piece and works on most surfaces. The deep table clamp mount is intended to clear most knife-edge (45 degree angle) desks or worksurfaces.

Heavy-Duty Table Clamp Mounting:

This clamp is intended for heavier weight applications. Please note that individual monitor arm weight limitations still apply.

Grommet Mounting:

With all systems furniture, it is important to pass monitor and peripheral plugs through grommet mount cover while it is still loose. Please note the grommet mount is compatible with Morrison, Autostrada, Reff, Propeller, Scope and Wa, but is not compatible with the Graham Collection or Dividends Horizon grommet holes. To use on Morrison Network, spacers must be requested through Customer Service. The required cutout in the worksurface is 3" x 1.77", which includes room for the threaded stud (actual hole in the grommet plate is 2" x 1.77").

Fixed Table Mounting:

Installers will need to drill a permanent hole into the worksurface so the mast will be fixed to a dedicated location on the worksurface. Please note with this mounting, the mast will not be able to be moved without leaving a permanent hole. The worksurface must be of adequate structure and we recommend a minimum of 1 1/8" thick solid core for adequate structural integrity. Knoll cannot be held responsible for the structural integrity of non-Knoll worksurfaces.

Crinion Open Table Center Channel Mounting:

This mount is intended to provide maximum worksurface or desk usage by mounting to the center channel. Note that when used for individuals, you will need to stagger users across the table.

Dividends Horizon Benching Mounting:

This mount is intended to provide maximum worksurface or desk usage by mounting in between worksurfaces. It clamps to worksurfaces ranging from 3/8" to 1 1/8". Note that when used for individuals, you will need to stagger users across the table. This mount is designed for use with Dividends Horizon flat profile panel trim, and is not compatible with radius profile.

Antenna Table Center Beam Center Mounting:

This mount is intended to provide maximum worksurface or desk usage by mounting to the center beam. Note that when used for individuals, you will need to stagger users across the table.

Antenna Table Center Beam Side Mounting:

This mount allows you to clear the flip door while allowing for maximum worksurface usage and individual height adjustment without the need to stagger users. Please note a screen can be mounted in the center beam with a monitor arm in front of it. The fit will be snug and flush with the screen.

Slat Wall Mast Mounting:

For single monitor mounting, you can use either the slat wall mast mount or direct slat wall mount. For double or triple monitor mounting, you must use the slat wall mast mount. The slat wall direct mount cannot be used for multiple monitors.

Works with most Knoll slat board and slat wall profiles, however, load ratings vary across products and mounting approaches. Please review product breakdown on the following pages to ensure compatibility with your specific application needs.

Orchestra/KnollExtra slat board must be mounted to an architectural wall if a flat panel monitor arm is to be mounted to it. You can only use this slat board when it is wall-mounted as outlined below. Knoll cannot be held responsible for the structural integrity of a wall so please work with clients to ensure their wall is structurally sound to hold the slat board, the arm configuration and the monitor weight.

Slat Wall Direct Mounting (for both standard and compact arm):

For single monitor mounting, you can use either the slat wall mast mount or direct slat wall mount. For double or triple monitor mounting, you must use the slat wall mast mount. The slat wall direct mount cannot be used for multiple monitors.

Please note that the Compact Arm Direct Wall Mount is specific to the compact arm. You cannot use the standard mount with the compact arm or a standard arm with the compact mount.

Works with most Knoll slat board and slat wall profiles, however, load ratings vary across products and mounting approaches. Please review product breakdown on the following pages to ensure compatibility with your specific application needs.

Orchestra/KnollExtra slat board must be mounted to an architectural wall if a flat panel monitor arm is to be mounted to it. You can only use this slat board when it is wall-mounted as outlined below. Knoll cannot be held responsible for the structural integrity of a wall so please work with clients to ensure their wall is structurally sound to hold the slat board, the arm configuration and the monitor weight.

Direct Wall Mast Mounting:

For single monitor mounting, you can use either the direct wall mast mount or direct wall mount. For double or triple monitor mounting, you must use the wall mast mount. The direct wall mount cannot be used for multiple monitors.

For use on architectural walls only as outlined further on this page. Knoll cannot be held responsible for the structural integrity of a wall so please work with clients to ensure their wall is structurally sound to hold the arm configuration and the monitor weight. See above for weight limits if mounting slat wall to an architectural wall.

Direct Wall Mounting (for both standard and compact arm):

For single monitor mounting, you can use either the direct wall mast mount or direct wall mount. For double or triple monitor mounting, you must use the wall mast mount. The direct wall mount cannot be used for multiple monitors.

Please note that the Compact Arm Direct Wall Mount is specific to the compact arm. You cannot use the standard mount with the compact arm or a standard arm with the compact mount.

For use on architectural walls only as outlined further on this page. Knoll cannot be held responsible for the structural integrity of a wall so please work with clients to ensure their wall is structurally sound to hold the arm configuration and the monitor weight. See above for weight limits if mounting slat wall to an architectural wall.

Sapper 50 Direct Wall Mounting (for Sapper 50 monitor arm):

For single monitor mounting, you can use either the direct wall mast mount or direct wall mount.

Please note that the Sapper 50 Direct Wall Mount is specific to the Sapper 50 arm. You cannot use the standard mount with the Sapper 50 arm or a standard arm with the Sapper 50 mount.

For use on architectural walls only as outlined further on this page. Knoll cannot be held responsible for the structural integrity of a wall so please work with clients to ensure their wall is structurally sound to hold the arm configuration and the monitor weight.

Interpole Mounting

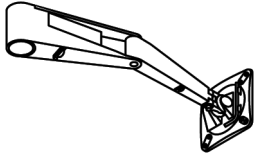
Sapper arms can be mounted on either the slot or channel sides of Interpole with the proper mount. Mounts can be moved after installation but the pole may have residual markings.

Cable Management:

Monitor Arms

External cable management allows for easy installation and removal of monitors. There are gates under the arm that will contain wires from the monitor to plastic cable management clips that go on the mast to keep wires tidy to the electrical socket.

Gates

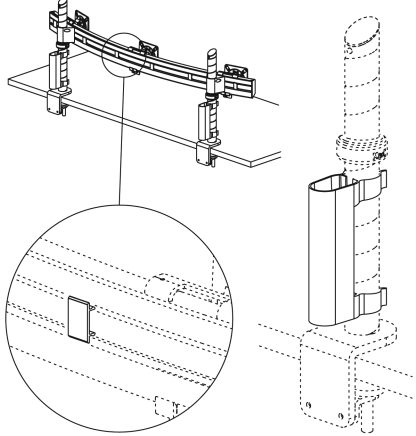


Clips



Beams

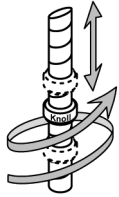
For the beam solutions, there are beam cord management clips on the back of the beam (6 on the small, 8 on the medium, 10 on the large) that can hold wires from the monitor to the mast cable management. The beam mast cable management is wider than the standard mast cable management to accommodate multiple monitor wires.



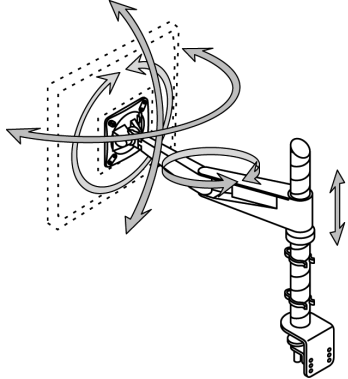
Adjustment:

The Sapper monitor arm collection offers intuitive adjustment. To adjust the height, you simply manually lift the arm and twist the adjustment knob like a screw up or down the mast to a comfortable setting. The easiest way to lift the monitor is to fold it in before making the adjustment. To adjust the depth, you can move the arm in or out. You can also rotate the monitor 360 degrees for landscape or portrait viewing and adjust the swivel back and forth 180 degrees and tilt up and down 165 degrees. The arm folds in and out from 2 7/8" fully compressed to approximately 17" when fully extended.

Height Adjustment



Rotation, Swivel, Tilt and Depth Adjustment

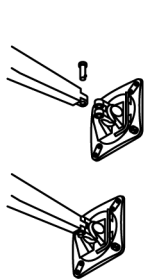


Fast Release:

Monitor Arms

Allows for swift installation and removal of flat panel monitors by merely popping the quick release pin up to remove monitor with movement joint/back plate attached.

Fast Release



Beams

Allows for swift installation and removal of flat panel monitors by merely pulling the bottom of the movement joint slide toward the user from the beam while lifting the top of the monitor up.

For installations with Fast Release Wall Cords, simply pull the cord down while lifting the top of the monitor up.

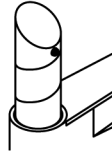
Theft Deterrence:

All movement joints come with a set screw within the fast release pin, to prevent fast release if so desired. Also there is a set screw at the top of the mast to deter removal of the entire arm and monitor from the mast.

Deactivate Fast Release with Set Screw



Set Screw to Prevent Arm Removal



Compatibility:

The Sapper Monitor Arm Collection is not compatible with the Wishbone Flat Panel Monitor Support System (i.e., Wishbone, Zorro or Rotation arms, posts, tool bars, brackets, mounting, etc.). They have been designed independently and as such parts from one system cannot be used with the other.

Monitors cannot be mounted on KnollExtra®/Orchestra® load bars.

Installation Instructions:

Comprehensive installation instructions will be shipped with product and are also available on Knoll Exchange for easy reference.

Construction:

Arm: die cast aluminum with a cold rolled steel top plate

Mast: anodized aluminum extrusion

Beam: satin anodized extruded aluminum

Adjustment knob: nylon undermold with a TPU overmold

Movement joint (includes fast release monitor plate): plastic bushings, zinc and plastic molded plastic tilt friction components and glass filled nylon VESA plate

Movement joint slide: aluminum, powder coated silver

VESA plate adaptors: steel

Table clamp, grommet mount, fixed table mount, COT Center channel mount, DH Benching mount, Antenna center beam center mount: steel

Slat wall and wall mounts (both mast mount and direct, both standard and compact sizes): die cast aluminum with steel back plates

Double arm bracket: die cast aluminum, steel top plate, extruded aluminum posts, plastic upper and lower bushings

Triple support arm bracket: die cast aluminum, steel top plate, extruded aluminum posts, plastic upper and lower bushings

Mast-to-beam bracket: aluminum, powder coated silver

Cable management: transparent polycarbonate clips on the mast and beam; plastic gates under standard arms

Antenna and Quadruple support arm bracket: die cast aluminum

Two-Piece Table Clamp, Deep Table Clamp, Heavy-Duty Table, Clamp, Grommet, Fixed Table, Crinion Open Table Center Channel, Dividends Horizon Benching and Antenna Center Beam Table Mounting: steel

Antenna Table Center Beam Side Mounting: die-cast Aluminum

Slat Wall and Wall Mounts both Direct Mast Mounting, Direct Mounting and Sapper 50 Direct Mounting (for both standard and compact arms): Die-cast Aluminum with steel back plates

Quadruple arm bracket: Die-cast Aluminum



Sapper™ Monitor Arm Collection

Mounting, Construction and Application Information

Sapper Monitor Arm Collection Mounting Options by Product Line

	Two-Piece Table Clamp	Deep Table Clamp	Heavy Duty Table Clamp	Grommet Mount	Fixed Table Mount	Crinion Open Table Center Channel Mount	Dividends Horizon Benching Mount	Antenna Center Beam Center / Side Mounts	Slat Wall* Direct Wall Mounts*
Morrison	Yes	Yes	Yes	Yes	Yes	No	No	No	No
Morrison Network	No	No	No	Yes, but needs spacer through CPD	Yes	No	No	No	No
Currents	Yes	Yes	Yes	Yes	Yes	No	No	No	Yes
Autostrada AS1	Yes (non tapered edge only)	Yes	Yes	Yes	Yes	No	No	No	Yes
Autostrada AS2	Yes (non tapered edge only)	Yes	Yes	Yes	Yes	No	No	No	No
Autostrada AS3	Yes (non tapered edge only)	Yes	Yes	Yes	Yes	No	No	No	Yes
Crinion Open Table / AS4	Yes (non tapered edge only)	Yes	Yes	No	Yes	Yes	No	No	Yes**
Reff	Yes	Yes	Yes	Yes	Yes	No	No	No	No
Dividends Horizon	Yes	Yes	Yes	No	Yes	No	Yes	No	Yes**
Equity	Yes	Yes	Yes	No	Yes	No	No	No	No
Cascade Edge Worksurfaces	Yes (non tapered edge only)	Yes	Yes	Yes	Yes	No	No	No	No
Template	Yes	Yes	Yes	No	Yes	No	No	No	No
Graham Collection	Yes	Yes	Yes	No	Yes	No	No	No	No
Antenna	Yes	Yes	Yes	Yes	Yes	No	No	Yes	No
Upstart	Yes	Yes	Yes	No	Yes	No	No	No	No
Interaction	Yes	Yes	Yes	No	Yes	No	No	No	No
Magnusson	Yes	Yes	Yes	Yes	Yes	No	No	No	No
Propeller	Yes	Yes	Yes	Yes	Yes	No	No	No	No

\*See Slat Wall and Direct Wall Weight Limits and Notes in the following chart.

\*\*Not an option for Sapper 50 monitor arm.

Slat Wall Mounting Weight Limits

Note: Weight limit per arm is 20 lbs. for standard, compact and sleeve monitor arms unless weight limit for mounting option specified is less.

Weight limit per arm is 50 lbs. for Sapper 50 arm and Sapper 50 sleeve unless weight limit for mounting option specified is less.

Currents Spine / Autostrada AS1 Spine				Autostrada Applied Wall / AS3			Dividends Horizon panel			KnollExtra / Orchestra® slat			Crinion Open Table Center Screen			Reff / Autostrada AS2 P Vertical Panel		
	Standard, Compact, Sleeve	Sapper 50 arm	Sapper 50 sleeve	Standard, Compact, Sleeve	Sapper 50 arm	Sapper 50 sleeve	Standard, Compact, Sleeve	Sapper 50 arm	Sapper 50 sleeve	Standard, Compact, Sleeve	Sapper 50 arm	Sapper 50 sleeve	Standard, Compact, Sleeve	Sapper 50 arm	Sapper 50 sleeve	Standard, Compact, Sleeve	Sapper 50 arm	Sapper 50 sleeve
Direct Mount	20 lbs.	Not an option	Not an option	20 lbs.	Not an option	Not an option	20 lbs.	Not an option	Not an option	20 lbs.	Not an option	Not an option	15 lbs.	Not an option	Not an option	20 lbs.	Not an option	Not an option
Mast Mount																		
8" Mast	60 lbs.	22.5 lbs.	50 lbs.	60 lbs.	22.5 lbs.	50 lbs.	10 lbs.	Not an option	Not an option	45 lbs.	22.5 lbs.	45 lbs.	15 lbs.	Not an option	Not an option	60 lbs.	27.5 lbs.	50 lbs.
12" Mast	60 lbs.	Not an option	50 lbs.	60 lbs.	Not an option	50 lbs.	7.5 lbs.	Not an option	Not an option	45 lbs.	22.5 lbs.	45 lbs.	10 lbs.	Not an option	Not an option	60 lbs.	25 lbs.	50 lbs.
16" Mast	50 lbs.	Not an option	50 lbs.	50 lbs.	Not an option	50 lbs.	5 lbs.	Not an option	Not an option	30 lbs.	22.5 lbs.	30 lbs.	5 lbs.	Not an option	Not an option	60 lbs.	25 lbs.	50 lbs.
24" Mast	30 lbs.	Not an option	50 lbs.	30 lbs.	Not an option	30 lbs.	Not an option	Not an option	Not an option	15 lbs.	Not an option	Not an option	Not an option	Not an option	Not an option	60 lbs.	22.5 lbs	50 lbs.
32" Mast	20 lbs.	Not an option	50 lbs.	20 lbs.	Not an option	20 lbs.	Not an option	Not an option	Not an option	15 lbs.	Not an option	Not an option	Not an option	Not an option	Not an option	60 lbs.	20 lbs.	50 lbs.
Note: No maximum total load limit.				Note: Mounting requires special mount plate through CPD as slat wall pitch is different than other AS product; No maximum total load limit.			Note: Maximum total load limit is 30 lbs. per slat wall.			Note: Can only be mounted on a structural architectural wall; Must use one Orchestra® wall mount bracket (OR-BKT-WM) per arm installed on 24" on center maximum; No maximum total load limit.			Note: Can only be used in combination with the Autostrada buttress (see AS price list); Must be used with COT mid-span support positioned under each buttress; Maximum total load limit is 45 lbs. per screen face. Weight limits above are per face or side of screen.			Note: Must use AS WRB slatwall reinforcement bracket.		

Mounting Option Weight Limits

Mounting Option	Weight Limit								
	8" & 12" & 16"			24"			32"		
	Standard arm, Compact arm, Sleeve arm	Sapper 50	Sapper 50 sleeve arm	Standard arm, Compact arm, Sleeve arm	Sapper 50	Sapper 50 sleeve arm	Standard arm, Compact arm, Sleeve arm	Sapper 50	Sapper 50 sleeve arm
Two-Piece Table Clamp*	60 lbs.	50 lbs.	50 lbs.	75 lbs.	40 lbs.	50 lbs.	75 lbs.	35 lbs.	50 lbs.
Deep Table Clamp*	60 lbs.	50 lbs.	50 lbs.	75 lbs.	42 lbs.	50 lbs.	75 lbs.	42 lbs.	50 lbs.
Heavy Duty Table Clamp*	60 lbs.	50 lbs.	50 lbs.	120 lbs.	42 lbs.	50 lbs.	120 lbs.	40 lbs.	50 lbs.
Grommet Mount	60 lbs.	50 lbs.	50 lbs.	45 lbs.	45 lbs.	100 lbs.	45 lbs.	40 lbs.	100 lbs.
Fixed Table Mount	80 lbs.	50 lbs.	50 lbs.	85 lbs.	50 lbs.	100 lbs.	85 lbs.	50 lbs.	100 lbs.
Crinion Open Table Center Channel Mount	60 lbs.	50 lbs.	50 lbs.	40 lbs.	40 lbs.	50 lbs.	40 lbs.	35 lbs.	50 lbs.
Dividends Horizon Benching Mount	60 lbs.	50 lbs.	50 lbs.	40 lbs.	40 lbs.	50 lbs.	40 lbs.	35 lbs.	50 lbs.
Antenna Center Beam Center Mount	80 lbs.	50 lbs.	50 lbs.	100 lbs.	50 lbs.	100 lbs.	100 lbs.	50 lbs.	100 lbs.
Antenna Center Beam Side Mount*	60 lbs.	50 lbs.	50 lbs.	100 lbs.	50 lbs.	100 lbs.	100 lbs.	50 lbs.	100 lbs.

Note: For standard, compact and sleeve arms, mast heights 8", 12" and 16" maximum load limit achieved using quadruple monitor arm bracket. 24" and 32" mast maximum load limit achieved using quadruple monitor arm bracket or stacking arms.

Note: For Sapper 50 arms, mast heights 8", 12" and 16" maximum load limit achieved using single arm. 24" and 32" mast maximum load limit achieved using single arm or stacking arms.

Note: single/double/triple/quadruple solutions can hold 20 lbs. per arm, Sapper 50 can hold up to 50 lbs. per arm

\*Quadruple monitor arm not an option.

Wall Mounting Weight Limits

Note: Weight limit per arm is 20 lbs., unless weight limit for mounting option specified is less.

Note: Weight limit per arm is 50 lbs., unless weight limit for mounting option specified is less.

	Standard arm, Compact arm, Sleeve arm	Sapper 50	Sapper 50 sleeve arm
Direct Mount	20 lbs.	50 lbs.	50 lbs.
Mast Mount:			
8" Mast	75 lbs.	50 lbs.	50 lbs.
12" Mast	75 lbs.	47.5 lbs.	50 lbs.
16" Mast	75 lbs.	45 lbs.	50 lbs.
24" Mast	75 lbs.	42.5 lbs.	100 lbs.
32" Mast	70 lbs.	32.5 lbs.	100 lbs.

Sapper Multiple Monitor Beam Solutions Weight Limits and Mounting Notes

Item	Standard movement joint slide	Sapper 50 movement joint slide
One row (3-4 monitors):		
Small beam on 16" mast	100 lbs	200 lbs
Small beam on 24" mast	100 lbs	200 lbs
Medium beam on 16" mast	100 lbs	200 lbs
Medium beam on 24" mast	100 lbs	200 lbs
Large beam on 16" mast	100 lbs	200 lbs
Large beam on 24" mast	100 lbs	200 lbs
Two rows (6-8 monitors):		
2 small beams on 32" mast	200 lbs	200 lbs
2 medium beams on 32v mast	200 lbs	200 lbs
2 large beams on 32" mast	200 lbs	200 lbs

\*Note: You can purchase pieces outside of kits and support additional monitors that will physically fit, only up to weight limits listed. 20 lbs per standard monitor mount, 50 lbs per Sapper 50 monitor mount

Interpole Mounting Weight Limits

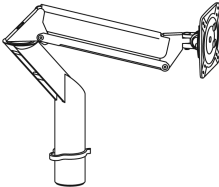
Note: Inerpole can hold 100 lbs. of weight per side, on a maximum of two opposite sides.

## Sapper XYZ® Monitor Arm

## Easy Order Kits

*by Richard Sapper*

KnollExtra

	type	description
 <p><i>Kit includes everything needed to mount one monitor to a worksurface: Sapper XYZ monitor arm, movement joint, cable management clips and mounting option (see right for options).</i></p>	Two-piece Table Clamp Mount	Sapper XYZ monitor arm table clamp kit
	Deep Table Clamp Mount	Sapper XYZ monitor arm deep table clamp kit
	Grommet Mount	Sapper XYZ monitor arm grommet mount kit
	Fixed Table Mount	Sapper XYZ monitor arm fixed table mount kit
	Antenna Center Beam Side Mount	Sapper XYZ monitor arm Antenna center beam side mount kit

Order Code		Ordering Information	
Example:	<b>XYZ-MA-S-CLMP-K-(111)</b>	<i>Specify:</i>	<i>Mount Finish Option Note:</i>
<b>XYZ</b>	Sapper XYZ	1. Pattern number	All mounting options come in a black finish, with the exception of the Antenna Center Beam Side Mount which will come in the same finish color that was specified for the arm.
<b>MA</b>	Monitor arm	2. Finish	
<b>S</b>	Single arm	Kits do not require any additional mounting specifications.	
<b>CLMP</b>	Two-piece table clamp mounting option	<i>Standard Monitor Arm Finish Options:</i>	
<b>K</b>	Kit	Jet Black (111) Medium Grey (115) Bright White (118)	
<b>111</b>	Jet Black Finish	<i>Silver Monitor Arm Finish Option:</i> Silver (613)	<i>Arm Finish Option Note:</i> All monitor arm finishes are monochromatic with the exception of Bright White, which has a light grey shroud.

pattern no.	silver finish list price	standard finish list price
XYZ MA S CLMP K ( )	\$448.	\$389.
XYZ MA S CLMP DP K ( )	524.	456.
XYZ MA S GRMT K ( )	460.	400.
XYZ MA S FTM K ( )	429.	374.
XYZ MA S ANT SIDE K ( )	448.	390.

## Mounting and Application Information

See page 154 for comprehensive mounting, application and construction information.

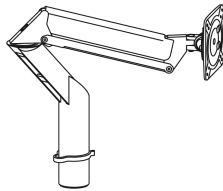


Sapper XYZ® Monitor Arm

Easy Order Kits

by Richard Sapper

KnollExtra

	type	description
  <i>Kit includes everything needed to mount one monitor to a worksurface: Sapper XYZ monitor arm, movement joint, cable management clips and mounting option (see right for options).</i>	Interpole Slot Mount	Sapper XYZ monitor arm Intepole slot mount kit
	Interpole Direct Channel Mount	Sapper XYZ monitor arm Intepole direct channel mount kit
	Interpole Extended Channel Mount	Sapper XYZ monitor arm Intepole extended channel mount kit

pattern no.	silver finish list price	standard finish list price
XYZ MA S POLE SLOT K	\$501.	\$436.
XYZ MA S POLE DCH K	560.	487.
XYZ MA S POLE ECH K	618.	537.

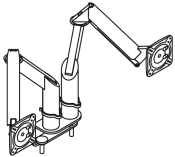
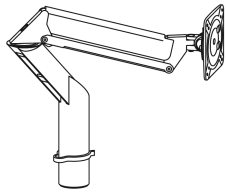
Order Code	Ordering Information	
Example: XYZ-MA-S-CLMP-K-(111)	<i>Specify:</i>	
XYZ	1. Pattern number	
MA	2. Finish	
S	Kits do not require any additional mounting specifications.	
CLMP	<i>Standard Monitor Arm Finish Options:</i>	
K	Jet Black (111)	
111	Medium Grey (115)	
	Bright White (118)	
	<i>Silver Monitor Arm Finish Option:</i>	
	Silver (613)	
	<i>Mount Finish Option Note:</i>	
	All mounting options come in a black finish, with the exception of the Antenna Center Beam Side Mount which will come in the same finish color that was specified for the arm.	
	<i>Arm Finish Option Note:</i>	
	All monitor arm finishes are monochromatic with the exception of Bright White, which has a light grey shroud.	

Mounting and Application Information
See page 154 for comprehensive mounting, application and construction information.

Sapper XYZ® Monitor Arm  
Easy Order Kits  
by Richard Sapper

KnollExtra

type	description
Dual Two-Piece Table Clamp Mount	Dual Sapper XYZ monitor arm table clamp kit



Kit includes everything needed to mount one monitor to a worksurface: Sapper XYZ monitor arm, movement joint, cable management clips and mounting option (see right for options).

pattern no.	silver finish list price	standard finish list price
XYZ MA D CLMP K ( )	\$872.	\$759.



Order Code	Ordering Information
Example: XYZ-MA-S-CLMP-K-(111)	Specify:
XYZ Sapper XYZ	1. Pattern number
MA Monitor arm	2. Finish
S Single arm	Kits do not require any additional mounting specifications.
CLMP Two-piece table clamp mounting option	Standard Monitor Arm Finish Options:
K Kit	Jet Black (111)
111 Jet Black Finish	Medium Grey (115)
	Bright White (118)
	Silver Monitor Arm Finish Option: Silver (613)

Mounting and Application Information
See page 154 for comprehensive mounting, application and construction information.

Sapper XYZ® Monitor Arm

Mounting Options

by Richard Sapper

	description
  <i>Interchangeable mounting options provide flexibility</i>	Sapper XYZ two-piece table clamp 
	Sapper XYZ deep table clamp 
	Sapper XYZ grommet mount 
	Sapper XYZ fixed table mount 
	Sapper XYZ Antenna center beam side mount 
	Sapper XYZ Interpole direct channel mount 
	Sapper XYZ Interpole extended channel mount 
	Sapper XYZ Interpole slot mount 
	Sapper XYZ dual two-piece table clamp 

Order Code	Ordering Information	
Example: <b>XYZ-CLMP</b>		
<b>XYZ</b>	Sapper XYZ	
<b>CLMP</b>	Two-piece table clamp mounting option	
	<i>Specify:</i> 1. Pattern number 2. Finish  <i>Antenna Center Beam Side Mount Finish Options:</i> Jet Black (111) Medium Grey (115) Bright White (118) Silver (613)	<i>Mount Finish Option Note:</i>  All mounting options come in a black finish, with the exception of the Antenna Center Beam Side Mount which will come in the same finish color that was specified for the arm.

pattern no.	list
<b>XYZ CLMP</b>	\$82.
<b>XYZ CLMP DP</b>	133.
<b>XYZ GRMT</b>	87.
<b>XYZ FTM</b>	62.
<b>XYZ ANT SIDE</b>	82.
<b>XYZ POLE DCH</b>	179.
<b>XYZ POLE ECH</b>	200.
<b>XYZ POLE SLOT</b>	128.
<b>XYZ D CLMP</b>	144.

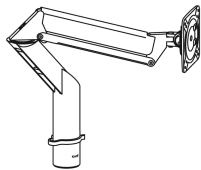
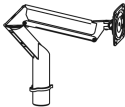


Mounting and Application Information
See page 154 for comprehensive mounting, application and construction information.

Sapper XYZ® Monitor Arm

Replacement Parts

by Richard Sapper

KnollExtra

description	
	Sapper XYZ monitor arm (includes movement joint)
	Sapper XYZ movement joint (includes fast release pin)
	Sapper XYZ cable management clip for post (set of 10)
	Sapper XYZ cable management block for channel (set of 10)

Arms and cable management clips can be ordered separately.

pattern no.	silver finish list price	standard finish list price
XYZ MA S ( )	\$395.	\$343.
XYZ MJ		49.
XYZ MA CLIP		26.
XYZ MA BLOCK		26.

Order Code	Ordering Information	
Example: XYZ-MA-S-111		
XYZ	Sapper XYZ	
MA	Monitor arm	
S	Single monitor arm	
111	Jet Black finish	
	Specify:	Arm Finish Option Note:
	1. Pattern number	All monitor arm finishes are
	2. Finish	monochromatic with the exception
		of Bright White, which has a light
		grey shroud.
	Standard Monitor Arm Finish	
	Options:	
	Jet Black (111)	
	Medium Grey (115)	
	Bright White (118)	
	Silver Monitor Arm Finish Option:	
	Silver (613)	

Mounting and Application Information
See page 154 for comprehensive mounting, application and construction information.

# Sapper XYZ® Monitor Arm

## Mounting, Construction and Application Information

All Sapper XYZ monitor arms:

- Maximum weight of 20 lbs per arm \*
- Ship standard with fast release movement joint
- Offer 360 degrees of pivot at the base and at the elbow joint
- Offer 153 degrees of monitor tilt up and down, 180 degrees of swivel left and right and 360 degrees of rotation for portrait and landscape viewing
- Fold into themselves to be highly compact at less than 2 inches when fully compressed
- Are durable and lightweight (weighs only 4 pounds)

\*Please note this limit accommodates up to 95% of monitors on the market.

### Size Limits:

#### Monitor Arms

There is no specific maximum size for a Sapper XYZ monitor arm (outside the limitations of the space in which you are trying to put it).

Flat panel monitor manufacturers refer to their products by diagonal screen measurements. So a 19" widescreen monitor has a 19" screen measured diagonally, but is not necessarily 19" in horizontal width (refer to manufacturer's specifications for specific overall height and width).

### Monitor Mounting:

All Sapper XYZ monitor arms are compatible with the international Video Electronics Standard Association (VESA) industry interface standard (75 mm x 75 mm and 100 mm x 100 mm hole patterns or 2.95" x 2.95" and 3.94" x 3.94") adopted by most panel manufacturers. VESA compliancy is a requirement to mount any monitor to a monitor arm. If your customer has a recessed monitor back with only 75 mm x 75 mm holes, additional spacers may be needed to ensure proper fit. Contact Customer Service for more details including part and pricing information.

Knoll movement joints do not ship with screws and are designed to accept an M4 or M5 screw. M5 x 8mm and M5 x 10mm are the most common screw lengths but length is dependent on the specific monitor or television and screw should be tested prior to installation to ensure correct length. Knoll is not responsible for use of incorrect screws.

A VESA plate adaptor may be necessary for larger monitors and televisions and can be ordered separately in the sizes of 100 mm x 200mm (M5 screws), 200mm x 200mm (M6 screws), 300mm x 300mm (M8 screws) and 400mm x 400mm/400mm x 600mm (M8 screws). Adaptors ship with separate installation instructions and may require spacers. Knoll VESA plate adaptors ship with screws to attach the adaptor to the Knoll VESA plate but do not ship with screws to attach the adaptor to the monitor or television (see screw sizes listed above, English size equivalents may be needed instead); screw length is dependent on the specific monitor or television and screw should be tested prior to installation to ensure correct length. Knoll is not responsible for use of incorrect screws.

Knoll and its dealers will not take the responsibility for mounting the monitor to the arm. The end user's IT department must confirm VESA mounting compliance and mount the monitor to the arm using customer's own screws.

Please follow installation instructions closely (available in each kit box shipped as well as on Knoll Exchange).

### Apple Computer Note:

Apple iMacs are not VESA compliant. To mount an iMac or LED Cinema Display to a Sapper arm requires a customer to purchase a Cinema Display VESA Mount Adapter Kit from Apple. The adapter kit comes standard with a 100 mm x 100 mm hole pattern and can be purchased online at apple.com.

### Clamp Mounting:

Two-Piece Table Clamp Mounting:

The standard two-piece table clamp is easy to install or retrofit and works on most worksurfaces or desks that are a minimum of 1 1/8" thick solid core. The maximum worksurface thickness is 2 3/4". There are four settings to accommodate a range of worksurface thicknesses. It is important to mock up the table clamp, particularly on competitive product to ensure a proper fit. The clamp is not compatible with Morrison Network.

Deep Table Clamp Mounting:

This clamp is one piece and works on most surfaces. The deep table clamp mount is intended to clear most knife-edge (45 degree angle) desks or worksurfaces.

### Grommet Mounting:

With all systems furniture, it is important to pass monitor and peripheral plugs through grommet mount cover while it is still loose. Please note the grommet mount is compatible with Morrison, Autostrada, Reff, Propeller, but is not compatible with the Graham Collection or Dividends Horizon grommet holes. To use on Morrison Network, spacers must be requested through Customer Service. The required cutout in the worksurface is 3" x 1.77", which includes room for the threaded stud (actual hole in the grommet plate is 1.44" x 1.77").

### Fixed Table Mounting:

Installers will need to drill a permanent hole into the worksurface so the post will be fixed to a dedicated location on the worksurface. Please note with this mounting, the mount will not be able to be moved without leaving a permanent hole. The worksurface must be of adequate structure; Knoll cannot be held responsible for the structural integrity of non-Knoll worksurfaces.

### Antenna Table Center Beam Side Mounting:

This mount allows you to clear the flip door while allowing for maximum worksurface usage and individual height adjustment without the need to stagger users. Please note a screen can be mounted in the center beam with a monitor arm in front of it. The fit will be snug and flush with the screen.

### Cable Management:

External cable management allows for easy installation and removal of monitors. There is a cable management block in the channel under the arm that will contain wires from the monitor to plastic cable management clips that go on the post to keep wires tidy to the electrical socket.

### Arm Adjustment:

The Sapper XYZ monitor arm collection offers intuitive one touch adjustment. To adjust the height, you simply lift the monitor to the desired position. To adjust the depth, you simply pull or push the monitor in or out. You can also rotate the monitor 360 degrees for landscape or portrait viewing, adjust the swivel back and forth 180 degrees and tilt up and down 153 degrees. The arm folds in and out from 2" fully compressed to approximately 21" when fully extended.

### Weight Adjustment:

The Sapper XYZ monitor arm is preset for a 10 lb monitor. Other monitor weights up to 20 lbs can be accommodated by adjusting the weight adjustment nut to the proper weight using the Allen key wrench on the back of the movement joint. Note that the 20 lb setting is not visible on the scale. Turn clockwise to decrease weight or counterclockwise to increase weight to appropriate level. The arm should be held in a downward position if increasing the weight and in an upward position if decreasing the weight. When proper weight is set, the arm should stay exactly where you place it.

### Fast Release:

Allows for swift installation and removal of flat panel monitors by merely popping the quick release pin up to remove monitor with movement joint/back plate attached. Be sure to lift the arm to the highest position before removing monitor, or the arm will quickly move upwards.

### Theft Deterrence:

All movement joints come with a set screw within the fast release pin, to prevent fast release if so desired.

### Compatibility:

The Sapper XYZ monitor arm is not compatible with the Sapper Monitor Arm Collection. It has been designed independently and as such, parts from one system cannot be used with the other, with the exception of the movement joint. Finish colors are consistent across the Sapper XYZ and Sapper Monitor Arm Collection portfolios.

Monitor arms cannot be mounted on KnollExtra®/ Orchestra® load bars.

### Installation Instructions:

Comprehensive installation instructions will be shipped with product and are also available on Knoll Exchange for easy reference.

### Construction:

Arm: die cast aluminum with steel channels and plastic molded shroud

Movement joint (includes fast release monitor plate): plastic bushings, zinc and plastic molded plastic tilt friction components and glass filled nylon VESA plate

VESA plate adaptors: steel


Table clamp, grommet mount, fixed table mount: steel

Cable management: transparent polycarbonate clip on the post; soft plastic in channel under arm

Antenna Table Center Beam Side Mounting: die-cast aluminum

Adjustable Keyboard Supports

Romeo and Juliet Platform/Mechanism Configurations

product	description	type	w	d	h	wgt.
	<b>Romeo</b> 20" min., 28" max. x 11" x 1", 2"H with palm rest for keyboard platform <ul style="list-style-type: none"><li>• Rigid plastic platform with steel stiffener plate for stable keying surface.</li><li>• Flexible soft textured plastic overcoat.</li><li>• Thin profile for extra knee room.</li></ul> <b>Juliet</b> A teardrop shaped mouse pad that swivels under the keyboard platform for easy storage. Soft plastic overcoat and lip keep mouse from sliding off during adjustments. <b>See Mechanism Attributes below.</b>	Romeo and Juliet with advanced easy lift arm	20.25"-28"	12.5"-17.25"	2.25"	10.5 lbs.
		Romeo and Juliet with advanced easy lift with pivot	20.25"-28"	12.5"-17.25"	2.25"	11.8 lbs.
		Romeo and Juliet with easy lift arm	20.25"-28"	12.5"-17.25"	2.25"	13.8 lbs.
		Romeo and Juliet with easy lift arm with pivot	20.25"-28"	12.5"-17.25"	2.25"	15.3 lbs.
		Romeo and Juliet with short easy lift arm	20.25"-28"	12.5"-17.25"	2.25"	13.2 lbs.
		Romeo and Juliet with short easy lift arm with pivot	20.25"-28"	12.5"-17.25"	2.25"	14.6 lbs.
		Romeo and Juliet with sit/stand arm	20.25"-28"	12.50"-17.25"	2.25"	15.4 lbs.
		Romeo and Juliet with sit/stand arm with pivot	20.25"-28"	12.5"-17.25"	2.25"	17 lbs.

Juliet	Juliet with palm rest. Mounted for right-handed use.	9 1/2"	11"	1 1/8"	1 lb. 4 oz
--------	--	--------	-----	--------	------------



pattern no.	list price
OAK-RJ-AL-BK-(16,18,22,23,25)	\$629.
OAK-RJ-AL-BK-PT-(16,18,22,23,25)	702.
OAK-RJ-EL2-BK-(16,18,22,23,25)	576.
OAK-RJ-EL2-BK-PT-(16,18,22,23,25)	648.
OAK-RJ-SL2-BK-(16,18,22,23,25)	516.
OAK-RJ-SL2-BK-PT-(16,18,22,23,25)	587.
OAK-RJ-SS2-BK-(16,18,22,23,25)	688.
OAK-RJ-SS2-BK-PT-(16,18,22,23,25)	758.


4B2-MP-WR	68.
-----------	-----

Order Code	Ordering Information	Application Notes	Construction
Example: OA-K-RJ-EL2-BK (16,18,22,23,25)	Specify: 1. Pattern number 2. Track size (if applicable)	Keyboard support provides users with a more comfortable working environment by allowing them to adjust the height and pitch of the platform holding their computer keyboard. When not in use, the Adjustable Keyboard Support stores the keyboard under the worksurface to free vital worksurface space.	Romeo and Juliet Keyboard Platform and Mouse Platform: TPE (thermoplastic elastomer) and 40% mica reinforced polypropylene. Steel stiffener plate at the base of platform.
OA-K-RJ-EL2-BK	Romeo and Juliet platform mounted on an easy lift mechanism	Track length: Options are 16, 17.750, 21.625, 22.63 and 25 inches.	Palm rests: Nylon upholstered palm rest of dual density polyurethane.
(16,18,22, 23,25)	Track length	Minimum clearance required is the length of the track plus 1/2".  Romeo and Juliet and Act II have two width and depth measurements based on whether the mouse is open or closed. The larger measurement reflects an open mouse.	Mechanisms: All arms are steel with a powdercoat finish. Tracks are steel with nylon glides.

Mechanism Attributes	Antenna Mounting Note
All mechanisms have the following features: <ul style="list-style-type: none"><li>• Spring assist adjustment</li><li>• Knobless height adjustment</li><li>• Pivots side to side 360°</li><li>• Black textured metal finish</li></ul>	In order to mount to Antenna Workspace tables, you will need to order a special adapter available through that price list. Pattern code is YAK.
Easy lift arm: <ul style="list-style-type: none"><li>• Soft touch knob adjusts tilt from 0° to (-) 15°</li><li>• Variable height adjustment of 7.04"(up 2.83",down 4.21")</li></ul>	Keyboard tray must be specified with a sliding track that is less than the depth of the top and anything below the top such as a power harness or cable basket.
Short easy lift arm: <ul style="list-style-type: none"><li>• Soft touch knob adjusts tilt from 0° to (-)15°</li><li>• Variable height adjustment of 4.26" (up 1.06", down 3.20")</li></ul>	For taller individuals, we recommend using a pivot solution mounted on the diagonal to maximize knee space.
Advanced Easy lift arm: <ul style="list-style-type: none"><li>• Soft touch knob adjusts tilt from 10° to (-) 20°</li><li>• Variable height adjustment of 8.8"(up 2.38",down 6.5")</li></ul>	
Sit/Stand arm: <ul style="list-style-type: none"><li>• Soft touch knob adjusts tilt from 0° to (-) 15°</li><li>• Variable height adjustment of 11.57"(up 6.40", down 5.17")</li></ul>	
Pivot feature: Allows the keyboard platform to move independently from arm, allowing it to stay parallel to the worksurface as the arm is moved laterally.	



Adjustable Keyboard Supports  
Prospero Platform/Mechanism Configurations


product	description	type	w	d	h	wgt.
<div>Prospero Platform</div> 	<b>Prospero</b> <ul style="list-style-type: none"><li>• 26" x 11" x 1"</li><li>• 2" with palm rest</li><li>• Rigid plastic platform with steel stiffener plate for stable keying surface.</li><li>• Flexible soft textured plastic overcoat.</li><li>• Thin profile for extra knee room.</li><li>• Included palm rest provides soothing support by displacement.</li><li>• Sized to accommodate keyboard and mouse on the same plane.</li><li>• No additional mousing surface required.</li></ul> <b>See Mechanism Attributes below</b>	Prospero with advanced easy lift arm	26.25"	11.50"	2"	10.2 lbs.
		Prospero with advanced easy lift arm with pivot	26.25"	11.50"	2"	11.6 lbs.
		Prospero with easy lift arm	26.25"	11.50"	2"	14.5 lbs.
		Prospero with easy lift arm with pivot	26.25"	11.50"	2"	16 lbs.
		Prospero with short easy lift arm	26.25	11.50"	2"	13 lbs.
		Prospero with short easy lift arm with pivot	26.25"	11.50"	2"	14.4 lbs.
		Prospero with sit/stand arm	26.25"	11.50"	2"	16.3 lbs.
		Prospero with sit/stand arm with pivot	26.25"	11.50"	2"	17.9 lbs.

pattern no.	list price
<b>OA-K-PR-AL-BK-(16,18,22,23,25)</b>	\$589.
<b>OA-K-PR-AL-BK-PT-(16,18,22,23,25)</b>	663.
<b>OA-K-PR-EL2-BK-(16,18,22,23,25)</b>	537.
<b>OA-K-PR-EL2-BK-PT-(16,18,22,23,25)</b>	607.
<b>OA-K-PR-SL2-BK-(16,18,22,23,25)</b>	468.
<b>OA-K-PR-SL2-BK-PT-(16,18,22,23,25)</b>	539.
<b>OA-K-PR-SS2-BK-(16,18,22,23,25)</b>	618.
<b>OA-K-PR-SS2-BK-PT-(16,18,22,23,25)</b>	690.

Order Code	Ordering Information	Application Notes	Construction
Example: <b>OA-K-PR-EL2-BK (16,18,22,23,25)</b>	<i>Specify:</i> <ol style="list-style-type: none"><li>1. Pattern number</li><li>2. Track size (if applicable)</li></ol>	Keyboard support provides users with a more comfortable working environment by allowing them to adjust the height and pitch of the platform holding their computer keyboard. When not in use, the Adjustable Keyboard Support stores the keyboard under the worksurface to free vital worksurface space.	<i>Prospero:</i> TPE (thermoplastic elastomer) and 40% mica reinforced polypropylene undermold. Steel stiffener plate at the base of platform.
<b>OA-K-PR-EL2-BK</b> Prospero platform mounted on an easy lift mechanism	<i>Track length:</i> Options are 16, 17.750, 21.625, 22.63 and 25 inches.		
<b>(16,18,22,23,25)</b> Track length	Minimum clearance required is the length of the track plus 1/2".	Dimensions above are for the platform only. For full configuration depths, all component measurements and application suggestions refer to the Keyboard Measurements tool on Knoll Exchange.	<i>Mechanisms:</i> All arms are steel with a powdercoat finish. Tracks are steel with nylon glides.

Mechanism Attributes	Antenna Mounting Note
<i>All mechanisms have the following features:</i> <ul style="list-style-type: none"><li>• Spring assist adjustment</li><li>• Knobless height adjustment</li><li>• Pivots side to side 360°</li><li>• Black textured metal finish</li></ul>	In order to mount to Antenna Workspace tables, you will need to order a special adapter available through that price list. Pattern code is YAK.
<i>Easy lift arm:</i> <ul style="list-style-type: none"><li>• Soft touch knob adjusts tilt from 0° to (-) 15°°</li><li>• Variable height adjustment of 7.04"(up 2.83",down 4.21")</li></ul>	<i>Sit/Stand arm:</i> <ul style="list-style-type: none"><li>• Soft touch knob adjusts tilt from 0° to (-) 15°°</li><li>• Variable height adjustment of 11.57"(up 6.40", down 5.17")</li></ul>
<i>Short easy lift arm:</i> <ul style="list-style-type: none"><li>• Soft touch knob adjusts tilt from 0° to (-)15°</li><li>• Variable height adjustment of 4.26" (up 1.06", down 3.20")</li></ul>	<i>Pivot feature:</i> Allows the keyboard platform to move independently from arm, allowing it to stay parallel to the worksurface as the arm is moved laterally.
<i>Advanced Easy lift arm:</i> <ul style="list-style-type: none"><li>• Soft touch knob adjusts tilt from 10° to (-) 20°</li><li>• Variable height adjustment of 8.8"(up 2.38",down 6.5")</li></ul>	Keyboard tray must be specified with a sliding track that is less than the depth of the top and anything below the top such as a power harness or cable basket.  For taller individuals, we recommend using a pivot solution mounted on the diagonal to maximize knee space.

Adjustable Keyboard Supports  
Caesar Platform/Mechanism Configurations

product	description	type	w	d	h	wgt.
Caesar Platform	<div><div></div><div><p><b>Caesar</b></p><ul style="list-style-type: none"><li>18" x 9 1/2" x 1/4"</li><li>Sturdy metal platform attaches Microsoft® keyboard to mechanism.</li><li>Suitable for both Natural and Elite styles of Microsoft® keyboards.</li></ul><p><b>See Mechanism Attributes below.</b></p></div></div>	Caesar with easy lift arm	18"	25"	2 1/2"	
		Caesar with sit/stand arm	18"	25"	4 1/4"	
		Caesar Plate to retrofit to existing mechanisms				

pattern no.	list price
OA-K-EL2-MS-(16,18,22,23,25)	\$425.
OA-K-SS2-MS-(16,18,22,23,25)	548.
OA-K-MS	97.

Order Code	Ordering Information	Application Notes	Construction
Example: OA-K-EL2-MS (16,18,22,23,25)	Specify: 1. Pattern number 2. Mouse size	Keyboard support provides users with a more comfortable working environment by allowing them to adjust the height and pitch of the platform holding their computer keyboard. When not in use, the Adjustable Keyboard Support stores the keyboard under the worksurface to free vital worksurface space.	Caesar: Black textured powdercoated steel plate
OA-K-EL2-MS	Caesar platform mounted on an easy lift mechanism	Track length options are 16, 17.750, 21.625, 22.63 and 25 inches.	Mechanisms: All arms are steel with a powdercoat finish. Tracks are steel with nylon glides.
(16,18,22, 23,25)	Track length		Microsoft® is a registered trademark of the Microsoft Corporation.

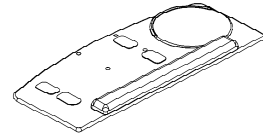
Mechanism Attributes	Antenna Mounting Note
Easy lift arm: <ul style="list-style-type: none"><li>Spring assist adjustment</li><li>Knobless height adjustment</li><li>Soft touch knob adjusts tilt from 0° to (-) 15°</li><li>Variable height adjustment of 7.04"(up 2.83",down 4.21")</li><li>Pivots side to side 360°</li><li>Black textured finish with black soft touch knob</li><li>Mounts on virtually any worksurface</li></ul>	Sit/Stand arm: <ul style="list-style-type: none"><li>Spring assist adjustment</li><li>Knobless height adjustment</li><li>Soft touch knob adjusts tilt from 0° to (-) 15°</li><li>Variable height adjustment of 11.57"(up 6.40", down 5.17")</li><li>Pivots side to side 360°</li><li>Black textured finish.</li><li>Mounts on virtually any worksurface</li></ul>
	In order to mount to Antenna Workspace tables, you will need to order a special adapter available through that price list. Pattern code is YAK.
	Keyboard tray must be specified with a sliding track that is less than the depth of the top and anything below the top such as a power harness or cable basket.
	For taller individuals, we recommend using a pivot solution mounted on the diagonal to maximize knee space.



Adjustable Keyboard Supports

Act I

KnollExtra

product	description	type	w	d	h	mdf	h phn	mdf wgt.	phn wgt.
	Act I keyboard platform	Act I with Advanced Easy Lift arm	26.75"	11.5"	1.44"	1.31"		8.5 lbs.	9.2 lbs.
	Act I keyboard platform	Act I with Advanced Easy Lift arm and Pivot	26.75"	11.5"	1.44"	1.31"		9.8 lbs.	10.6 lbs.
	Act I keyboard platform	Act I with Easy Lift arm	26.75"	11.5"	1.44"	1.31"		10.2 lbs.	11 lbs.
	Act I keyboard platform	Act I with Easy Lift arm with Pivot	26.75"	11.5"	1.44"	1.31"		11.7 lbs.	12.5 lbs.
	Act I keyboard platform	Act I with Short Easy Lift	26.75"	11.5"	1.44"	1.31"		9.6 lbs.	10.4 lbs.
	Act I keyboard platform	Act I with Short Easy Lift and Pivot	26.75"	11.5"	1.44"	1.31"		11 lbs.	11.8 lbs.
	Act I keyboard platform	Act I with Sit/Stand arm	26.75"	11.5"	1.44"	1.31"		11.8 lbs.	12.6 lbs.
	Act I keyboard platform	Act I with Sit/Stand arm with Pivot	26.75"	11.5"	1.44"	1.31"		13.4 lbs.	14.2 lbs.

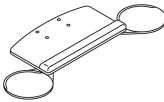
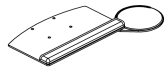
pattern no.	list
<b>OAK-A1-W/P-AL-BK-(16,18,22,23,25)</b>	\$484.
<b>OAK-A1-W/P-AL-BK-PT-(16,18,22,23,25)</b>	558.
<b>OAK-A1-W/P-EL2-BK-(16,18,22,23,25)</b>	432.
<b>OAK-A1-W/P-EL2-BK-PT-(16,18,22,23,25)</b>	505.
<b>OAK-A1-W/P-SL2-BK-(16,18,22,23,25)</b>	404.
<b>OAK-A1-W/P-SL2-BK-PT-(16,18,22,23,25)</b>	477.
<b>OAK-A1-W/P-SS2-BK-(16,18,22,23,25)</b>	542.
<b>OAK-A1-W/P-SS2-BK-PT-(16,18,22,23,25)</b>	614.

Order Code	Ordering Information	Application Notes	Construction
Example: <b>OA-K-A1-W-EL2-BK-18</b>			
<b>OAK</b>	Office automation keyboard	When you specify, you will be prompted to indicate either MDF (W) or phenolic (P).	Board is either MDF or phenolic.
<b>A1</b>	Act I	Track length options are 16, 17.750, 21.625, 22.63 and 25 inches.	Wristrest is foam-filled vinyl on MDF board.
<b>W</b>	Wood		Mousepad is lycra covered polyurethane.
<b>EL2</b>	Easy-lift mechanism		Mechanism: All arms are steel with a powder-coated finish. Tracks are steel with nylon glides.
<b>BK</b>	Black	Standard color is black.	
<b>18</b>	Track length of 18 inches	Minimum clearance required is the length of the track plus 1/2".	
		Dimensions above are for the platform only. For full configuration depths, all component measurements and application suggestions refer to the Keyboard Measurements tool on Knoll Exchange.	

Mechanism Attributes	Antenna Mounting Note
<p><i>All mechanisms have the following features:</i></p> <ul style="list-style-type: none"><li>• Spring assist adjustment</li><li>• Knobless height adjustment</li><li>• Pivots side to side 360°</li><li>• Black textured metal finish</li></ul>	In order to mount to Antenna Workspace tables, you will need to order a special adapter available through that price list. Pattern code is YAK.
<p><i>Easy lift arm:</i></p> <ul style="list-style-type: none"><li>• Soft touch knob adjusts tilt from 0° to (-) 15°</li><li>• Variable height adjustment of 7.04"(up 2.83",down 4.21")</li></ul>	Keyboard tray must be specified with a sliding track that is less than the depth of the top and anything below the top such as a power harness or cable basket.
<p><i>Short easy lift arm:</i></p> <ul style="list-style-type: none"><li>• Soft touch knob adjusts tilt from 0° to (-)15°</li><li>• Variable height adjustment of 4.26" (up 1.06", down 3.20")</li></ul>	For taller individuals, we recommend using a pivot solution mounted on the diagonal to maximize knee space.
<p><i>Advanced Easy lift arm:</i></p> <ul style="list-style-type: none"><li>• Soft touch knob adjusts tilt from 10° to (-) 20°</li><li>• Variable height adjustment of 8.8"(up 2.38",down 6.5")</li></ul>	
<p><i>Sit/Stand arm:</i></p> <ul style="list-style-type: none"><li>• Soft touch knob adjusts tilt from 0° to (-) 15°</li><li>• Variable height adjustment of 11.57"(up 6.40", down 5.17")</li></ul>	
<p><i>Pivot feature:</i></p> <p>Allows the keyboard platform to move independently from arm, allowing it to stay parallel to the worksurface as the arm is moved laterally.</p>	

Adjustable Keyboard Supports

Act II

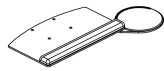
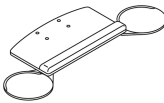
product	description	type	w	d	h	wgt.
<div>Act II</div> <div></div>	Act II keyboard platform	Act II with Advanced Easy Lift arm	19"-27.25"	11.50"-14.75"	1.69"	9.1 lbs.
	Act II keyboard platform	Act II with Advanced Easy Lift arm with Pivot	19"-27.25"	11.50"-14.75"	1.69"	10.4 lbs.
	Act II keyboard platform	Act II with Advanced Easy Lift arm with Pivot and two mouse pads	19"-35.5"	11.50"-14.75"	1.69"	11.2 lbs.
	Act II keyboard platform	Act II with Advanced Easy Lift arm with two mouse pads	19"-35.5"	11.50"-14.75"	1.69"	9.8 lbs.
	Act II keyboard platform	Act II with Easy Lift arm	19"-27.25"	11.50"-14.75"	1.69"	10.2 lbs.
	Act II keyboard platform	Act II with Easy Lift arm with Pivot	19"-27.25"	11.50"-14.75"	1.69"	11.7 lbs.
	Act II keyboard platform	Act II with Easy Lift arm with two mouse bads with Pivot	19"-35.5"	11.50"-14.75"	1.69"	12.3 lbs.
	Act II keyboard platform	Act II with Easy Lift arm with two mouse pads	19"-35.5"	11.50"-14.75"	1.69"	10.8 lbs.
	Act II keyboard platform	Act II with Short Easy Lift arm	19"-27.25"	11.50"-14.75"	1.69"	9.6 lbs.
	Act II keyboard platform	Act II with Short Easy Lift arm with Pivot	19"-27.25"	11.50"-14.75"	1.69"	11 lbs.
	Act II keyboard platform	Act II with Short Easy Lift arm with two mouse pads	19"-35.5"	11.50"-14.75"	1.69"	10.2 lbs
	Act II keyboard platform	Act II with Short Easy Lift arm with two mouse pads with Pivot	19"-35.5"	11.50"-14.75"	1.69"	11.6 lbs.
	Act II keyboard platform	Act II with Sit/Stand arm	19-27.25"	11.50"-14.75"	1.69"	11.8 lbs.

pattern no.	list
<b>OAK-A2-P-1-AL-BK-(16,18,22,23,25)</b>	\$521.
<b>OAK-A2-P-1-AL-BK-PT-(16,18,22,23,25)</b>	594.
<b>OAK-A2-P-2-AL-BK-PT-(16,18,22,23,25)</b>	652.
<b>OAK-A2-P-2-AL-BK-(16,18,22,23,25)</b>	579.
<b>OAK-A2-P-1-EL2-BK-(16,18,22,23,25)</b>	468.
<b>OAK-A2-P-1-EL2-BK-PT-(16,18,22,23,25)</b>	539.
<b>OAK-A2-P-2-EL2-BK-PT-(16,18,22,23,25)</b>	578.
<b>OAK-A2-P-2-EL2-BK-(16,18,22,23,25)</b>	517.
<b>OAK-A2-P-1-SL2-BK-(16,18,22,23,25)</b>	439.
<b>OAK-A2-P-1-SL2-BK-PT-(16,18,22,23,25)</b>	511.
<b>OAK-A2-P-2-SL2-BK-(16,18,22,23,25)</b>	510.
<b>OAK-A2-P-2-SL2-BK-PT-(16,18,22,23,25)</b>	571.
<b>OAK-A2-P-1-SS2-BK-(16,18,22,23,25)</b>	576.

Order Code	Ordering Information	Application Notes	Construction
Example: <b>OAK-A2-P-1-EL2-BK-(16,18,22,23,25)</b>	Track length options are 16, 17.75, 21.625, 22.63 and 25 inches.	Keyboard support provides users with a more comfortable working environment by allowing them to adjust the height and pitch of the platform holding their computer keyboard. When not in use, the Adjustable Keyboard Support stores the keyboard under the worksurface to free vital worksurface space.	Board is phenolic.
<b>OAK</b> Office automation keyboard	Standard color is black.		Wristrest is foam-filled vinyl on MDF board.
<b>A2</b> Act II	Minimum clearance required is the length of the track plus ½".		Mousepad is lycra covered polyurethane.
<b>P</b> Phenolic (standard)		Dimensions above are for the platform only. For full configuration depths, all component measurements and application suggestions refer to the Keyboard Measurements tool on Knoll Exchange.	Mechanism: All arms are steel with a powder-coated finish. Tracks are steel with nylon glides.
<b>1</b> Mouse pad comes standard on right side			
<b>EL2</b> Easy-lift mechanism			
<b>BK</b> Black			
<b>18</b> Track length of 18 inches			

Mechanism Attributes	Antenna Mounting Note
<div><div><i>All mechanisms have the following features:</i><ul style="list-style-type: none"><li>• Spring assist adjustment</li><li>• Knobless height adjustment</li><li>• Pivots side to side 360°</li><li>• Black textured metal finish</li></ul></div><div><i>Short easy lift arm:</i><ul style="list-style-type: none"><li>• Soft touch knob adjusts tilt from 0° to (-)15°</li><li>• Variable height adjustment of 4.26" (up 1.06", down 3.20")</li></ul></div></div>	<div><div><i>Easy lift arm:</i><ul style="list-style-type: none"><li>• Soft touch knob adjusts tilt from 0° to (-) 15°°</li><li>• Variable height adjustment of 7.04"(up 2.83",down 4.21")</li></ul></div><div><i>Advanced Easy lift arm:</i><ul style="list-style-type: none"><li>• Soft touch knob adjusts tilt from 10° to (-) 20°</li><li>• Variable height adjustment of 8.8"(up 2.38",down 6.5")</li></ul></div></div> <div><div><i>Sit/Stand arm:</i><ul style="list-style-type: none"><li>• Soft touch knob adjusts tilt from 0° to (-) 15°°</li><li>• Variable height adjustment of 11.57"(up 6.40", down 5.17")</li></ul></div><div><i>Pivot feature:</i><p>Allows the keyboard platform to move independently from arm, allowing it to stay parallel the worksurface as the arm is moved laterally.</p></div></div> <div><p>In order to mount to Antenna Workspace tables, you will need to order a special adapter available through that price list. Pattern code is YAK.</p><p>Keyboard tray must be specified with a sliding track that is less than the depth of the top and anything below the top such as a power harness or cable basket.</p><p>For taller individuals, we recommend using a pivot solution mounted on the diagonal to maximize knee space.</p></div>

Adjustable Keyboard Supports  
Act II


product	description	type	w	d	h	wgt.
 	Act II keyboard platform	Act II with Sit/Stand arm with Pivot	19"-27.25"	11.50"-14.75"	1.69"	13.4 lbs.
	Act II keyboard platform	Act II with Sit/Stand arm with two mouse pads	19"-35.5"	11.50"-14.75"	1.69"	12.4 lbs.
	Act II keyboard platform	Act II with Sit/Stand arm with two mouse pads with Pivot	19"-35.5"	11.50"-14.75"	1.69"	14 lbs.

pattern no.	list
OAK-A2-P-1-SS2-BK-PT-(16,18,22,23,25)	\$648.
OAK-A2-P-2-SS2-BK-(16,18,22,23,25)	630.
OAK-A2-P-2-SS2-BK-PT-(16,18,22,23,25)	692.

Order Code	Ordering Information	Application Notes	Construction
Example: <b>OAK-A2-P-1-EL2-BK-(16,18,22,23,25)</b>	Track length options are 16, 17.75, 21.625, 22.63 and 25 inches.	Keyboard support provides users with a more comfortable working environment by allowing them to adjust the height and pitch of the platform holding their computer keyboard. When not in use, the Adjustable Keyboard Support stores the keyboard under the worksurface to free vital worksurface space.	Board is phenolic.
<b>OAK</b> Office automation keyboard	Standard color is black.		Wristrest is foam-filled vinyl on MDF board.
<b>A2</b> Act II	Minimum clearance required is the length of the track plus 1/2".		Mousepad is lycra covered polyurethane.
<b>P</b> Phenolic (standard)			Mechanism: All arms are steel with a powder-coated finish. Tracks are steel with nylon glides.
<b>1</b> Mouse pad comes standard on right side		Dimensions above are for the platform only. For full configuration depths, all component measurements and application suggestions refer to the Keyboard Measurements tool on Knoll Exchange.	
<b>EL2</b> Easy-lift mechanism			
<b>BK</b> Black			
<b>18</b> Track length of 18 inches			

Mechanism Attributes	Antenna Mounting Note
<i>All mechanisms have the following features:</i> <ul style="list-style-type: none"><li>• Spring assist adjustment</li><li>• Knobless height adjustment</li><li>• Pivots side to side 360°</li><li>• Black textured metal finish</li></ul>	In order to mount to Antenna Workspace tables, you will need to order a special adapter available through that price list. Pattern code is YAK.
<i>Easy lift arm:</i> <ul style="list-style-type: none"><li>• Soft touch knob adjusts tilt from 0° to (-) 15°</li><li>• Variable height adjustment of 7.04"(up 2.83",down 4.21")</li></ul>	Keyboard tray must be specified with a sliding track that is less than the depth of the top and anything below the top such as a power harness or cable basket.
<i>Short easy lift arm:</i> <ul style="list-style-type: none"><li>• Soft touch knob adjusts tilt from 0° to (-)15°</li><li>• Variable height adjustment of 4.26" (up 1.06", down 3.20")</li></ul>	For taller individuals, we recommend using a pivot solution mounted on the diagonal to maximize knee space.
<i>Advanced Easy lift arm:</i> <ul style="list-style-type: none"><li>• Soft touch knob adjusts tilt from 10° to (-) 20°</li><li>• Variable height adjustment of 8.8"(up 2.38",down 6.5")</li></ul>	
<i>Sit/Stand arm:</i> <ul style="list-style-type: none"><li>• Soft touch knob adjusts tilt from 0° to (-) 15°</li><li>• Variable height adjustment of 11.57"(up 6.40", down 5.17")</li></ul>	
<i>Pivot feature:</i> Allows the keyboard platform to move independently from arm, allowing it to stay parallel the worksurface as the arm is moved laterally.	

Adjustable Keyboard Supports  
*Mousing Solutions*




product	description	type	w	d	h	wgt.
	<ul style="list-style-type: none"><li>• Teardrop shaped mousing surface swivels under the keyboard platform.</li><li>• Attaches to the underside of the platform.</li><li>• Soft plastic overcoat keeps the mouse from sliding during adjustments.</li></ul>		11"	10"	1 1/2"	1 lb. 3 oz.
		for use with Caesar platform	11"	10"	1 1/2"	1 lb. 3 oz.
Juliet Palm Rest	<ul style="list-style-type: none"><li>• Palm rest to retrofit to existing mouse pad.</li><li>• Palm rest provides soothing support.</li></ul>		6"	2 1/4"	1/2"	1 oz.
Over ten-key mouse pad	<ul style="list-style-type: none"><li>• Mouse flips over ten-keypad.</li><li>• Tension fit allows users to adjust tilt</li><li>• Generous size pad for easy mousing</li><li>• For use with Romeo platform only (platforms manufactured from 2002 on)</li></ul>	for use with Romeo only				

pattern no.	list price
<b>4B2-MP</b>	\$44.
<b>4B2-MP-MS</b>	57.
<b>4B2-WR</b>	25.
<b>OAK-OTK-MP</b>	48.

Order Code	Ordering Information	Construction
Example: <b>4B2-MP</b>	<i>Specify:</i>	<i>Worksurface mounted surf mousepad:</i>
<b>4B2-MP</b> Juliet mouse pad	1. Pattern number	Black painted steel mechanism mounted with hard surface backed surf mouse pad.
	Not all mousing solutions are appropriate with all platforms.	<i>Juliet mouse pad:</i> TPE (a thermoplastic elastomer) overmold with 40% mica reinforced polypropylene undermold.

*Juliet palm rest:*  
Nylon upholstered palm rest is dual density polyurethane. The gel beneath the fabric, nominally .65", is formulated to provide soothing support.

Freestanding Surf® Ergonomic Accessories  
by Ross Lovegrove & Stephen Peart



product	description	type	w	d	h	wgt.
Wrist Rest 	<ul style="list-style-type: none"><li>• Soft, biomorphic form reduces strain on wrist.</li><li>• Long, radial shape with single straight edge ensures a tightfit with standard size keyboards.</li><li>• Gel pad for greater use comfort.</li></ul>		19"	4 1/8"	1"	7 ozs.
Lumbar Support 	<ul style="list-style-type: none"><li>• Self-adjusts over any seat back.</li><li>• Heat and pressure reactive foam responds to individual user.</li><li>• Support returns to original form within 10 seconds afteruse.</li><li>• Neoprene nylon outer skin allows body to breathe comfortably.</li></ul>		12 1/2"	30 3/4"	2 5/8"	1 lbs. 10 ozs.
Surf Board VDT Corner 	<ul style="list-style-type: none"><li>• Fits any worksurface thickness or edge profile.</li><li>• Creates generous 24" wide VDT corner, 14" from worksurface corner.</li><li>• Can be adjusted to any angle, or removed when not needed.</li><li>• Integral non-handed mouse pad.</li><li>• Felt back and rubber bumpers protect worksurface.</li></ul>	<div>Metallic finish</div> <div>Soft touch finish</div>	41 1/2"	16 1/2"	1"	14 lbs. 14 lbs.

pattern no.	list price
SF-WR-FS-(BK)-G	\$103.
SF-LS	281.
SF-SB-(E, J)	306.
SF-SB-(GS, BS)	385.

Order Code	Ordering Information	Ergonomic Value
Example: <b>SF-SB-E</b>	<i>Specify:</i> 1. Pattern number 2. Finish	The Surf Collection wrist rest, mouse pad, and lumbar support play a critical role in workplace ergonomics. Proper use of these pieces helps users maintain the body neutral position, reducing harmful strain on muscles and joints.
<b>SF-SB</b>	Metallic finish Surf Board VDT corner	
<b>E</b>	Soft grey	
	<i>Neoprene nylon finishes:</i> Black (BK)	
	<i>Surf Board painted finishes:</i> Soft Grey (E) Medium Metallic Grey (J) Soft Touch Light Grey (GS) Soft Touch Black (BS)	The collection's design advantage is in its simplicity. These accessories are extraordinarily versatile and flexible, responding to the individual needs of the specific user, unlike over-engineered mechanical pieces.

General Notes	Construction	Design Awards
The Surf Lumbar Support rests loosely over the chair like a saddle bag, held in place by a counter balance weight. The piece is easily adjusted up or down, to the preference of the user.	<i>Surf Board:</i> Rigid steel plate with 1" thick rolled front detail. Black rubber bumpers and non-scuffing felt back.  <i>Wrist rest and mouse pad:</i> Nylon upholstered dual-density polyurethane. Gel beneath fabric, nominally .65", is formulated to provide soothing support by displacement.	<i>Lumbar support:</i> High memory, heat-reactive patented polyurethane foam developed for high performance use in military fighter pilot seats. Covered with wear-resistant, closed cell Neoprene and a bright colored, breathable nylon outer skin. Die-cast zinc counter-balance weight.  Manufactured in the United States.
The support's high performance patented foam molds itself to both the user and the chair back. As the user moves throughout the workday, the foam responds in kind, continuously resculpting itself around the user's body. When body pressure is removed, the lumbar support returns to its original form within 10 seconds, ready for the next user.		First place, Interior Design Product Award, ASID, 1994. High Design Quality Red Dot Award, Design Zentrum, Germany, 1994.  <i>Lumbar support:</i> Honorable Mention, Furniture, <i>ID Magazine</i> Annual Design Review, 1994.  <i>Surf Board:</i> Best of Category Award, Consumer Products, <i>ID Magazine</i> Annual Design Review, 1994.


product	description	type	w	d	h	wgt.
VDT Sleeve	<ul style="list-style-type: none"><li>• Racetrack-shaped sleeve slides over worksurface to create VDT corner.</li><li>• Creates 17 7/8" wide VDT corner, 9" from worksurface corner.</li><li>• Can be adjusted to any angle, or removed when not needed.</li><li>• Heavy-gauge steel with felt backing to prevent scuffing.</li><li>• 1 1/4", 1 3/4" and 2 1/2" worksurface thicknesses.</li><li>• 1/4" screw holes on underside for optional attachment to worksurface.</li><li>• Available in two metallic and two soft-touch finishes.</li></ul>	Metallic finish	26 3/4"	9 1/8"	1 1/4"-2 1/2"	3 lbs.
		Soft touch finish	26 3/4"	9 1/8"	1 1/4"-2 1/2"	3 lbs.
Adjustable Foot Rest	<ul style="list-style-type: none"><li>• Self-adjusts +30°/-30°.</li><li>• Durable, ribbed rubber platform.</li></ul>		17 1/8"	12"	3 7/8"	7 lbs. 14 ozs.



pattern no.	list price
OA-SLV(A,B,C)-(E, J)	\$217.
OA-SLV(A,B,C)-(GS, BS)	281.
OA-FR-BK	234.

Order Code	Ordering Information	Custom Options	Construction
Example: <b>OA-SLV-A-E</b>	<i>Specify:</i>	Custom colors available upon sample chip approval. Contact your Knoll sales representative or Customer Service for complete pricing information.	<i>VDT sleeve:</i>
<b>OA-SLV</b> VDT sleeve	1. Pattern number		Heavy-gauge steel in painted finish. Felt backing protects worksurface.
<b>A</b> 1 1/4" sleeve	2. Thickness (VDT sleeve only)		Manufactured in the United States
<b>E</b> Soft grey finish	3. Finish		<i>Adjustable foot rest:</i>
	<i>VDT sleeve worksurface thicknesses:</i>		Black rubber platform. Polished chrome frame.
	1 1/4" (A): Equity, Morrison, Reff		Manufactured in Sweden.
	1 3/4" (B): Morrison, Reff		
	2 1/2" (C): Reff		
	<i>VDT sleeve finishes:</i>		
	Soft Grey (E)		
	Medium Metallic Grey (J)		
	Soft Touch Light Grey (GS)		
	Soft Touch Black (BS)		

VDT Sleeve





Worksurface Support

Adjustable CPU Holders

product	description	w, min	w, max	d, min	d, max	h, min	h, max	wgt.
Adjustable vertical metal CPU holder	<ul style="list-style-type: none"><li>Adjusts to hold equipment 6" to 10" wide by 14" to 24" high</li><li>Hangs vertically from worksurface to maximize knee space.</li><li>Slides on track under worksurface for easy CPU access.</li><li>Ventilation holes on sides.</li><li>Has a weight capacity of 60 pounds.</li><li>Mounts on virtually any worksurface.</li><li>Swivel is 360°.</li><li>Track length is 17¾".</li></ul>	7"	11"	18"	18"	15"	25"	24 lbs.



Adjustable vertical sling CPU holder	<ul style="list-style-type: none"><li>Adjusts to hold equipment 6" to 10" wide by 14" to 24" high.</li><li>Sling made of woven vinyl coated polyester for flexibility and ventilation.</li><li>Hangs vertically from worksurface to maximize knee space under surface.</li><li>Slides on track under worksurface for easy CPU access.</li><li>Has a weight capacity of 60 pounds.</li><li>Swivel is 360°.</li><li>Track length is 17¾".</li></ul>	7"	11"	18"	18"	15"	25"	13 lbs.
--------------------------------------	---	----	-----	-----	-----	-----	-----	---------



pattern no.	list price
OA-CPU-MTL-V	\$564.


OA-CPU-SLNG-V	343.
---------------	------

Order Code	Ordering Information	Installation Notes	Construction
Example: OA-CPU-SLNG-V	Specify:	CPU holders come standard with a 17¾" long track. They mount on work surfaces 18½" or deeper.	Metal CPU holder: Rigid 16-gauge painted steel construction. Black paint finish. Black plastic pull.
OA-CPU	1. Pattern number		Sling CPU holder: Black painted steel mounting mechanism. Woven vinyl coated polyester sling.
SLNG			
V			


Custom Options	Antenna Mounting Note
Longer and shorter track lengths are available. Contact Customer Service for pricing information.	In order to mount to Antenna Workspace tables, you will need to order a special adapter available through that price list. Pattern code is YACPU.
	Any KnollExtra CPU Holder can be mounted under a top deeper than the mounting track.

BackPack® Universal Storage Drawers  
by Robert Reuter  
suspended files

product	description	w	d	back/front h	wgt.
Standard Suspended File	<ul style="list-style-type: none"><li>• Full width, 4¾" d 1¾"H pencil trough.</li><li>• Two removable plastic organizing trays.</li><li>• Generous 16"w 12"D filing space.</li><li>• Accepts 16" side-to-side hanging letter files.</li><li>• Accepts 12" front-to-back hanging legal or European A-4 and foolscap files.</li><li>• Drawer contains 107% capacity of standard file drawer.</li><li>• Optional lock.</li><li>• Black painted steel construction with full extension ball-bearing slides.</li></ul>	17"	18"	10"/2"	16 lbs. 4 ozs.



Deep Suspended File	<ul style="list-style-type: none"><li>• Full width, 4¾" d 1¾"H pencil trough.</li><li>• Two removable plastic organizing trays.</li><li>• Full width, 5½"d 6"H intermediate compartment holds computer disks, desk supplies and personal items.</li><li>• Generous 16"w 12"D filing space.</li><li>• Accepts 16" side-to-side hanging letter files.</li><li>• Accepts 12" front-to-back hanging legal or European A-4 and foolscap files.</li><li>• Drawer contains 107% capacity of standard file drawer.</li><li>• Optional lock and mouse pad.</li><li>• Black painted steel construction with full extension ball-bearing slides.</li></ul>	17"	24"	10"/2"	18 lbs.
---------------------	---	-----	-----	--------	---------



pattern no.	list price
BP-SSF	\$519.

BP-DSF	571.
--------	------

Order Code	Ordering Information	Application Notes
<b>Example: BP-SSF</b> <b>BP-SSF</b> Standard suspended file	<p><i>Specify:</i></p> <ol style="list-style-type: none"><li>1. Pattern number</li><li>2. Lock option</li></ol> <p><i>Lock option:</i> Lock attaches to slides in field. Removable for use elsewhere.</p>	<p>BackPack drawers can be used with virtually any Knoll or other wood worksurface.</p> <p>BackPack storage drawers attach to the underside of wood worksurfaces at any location. In most cases, the drawers may be mounted flush to side panels. When supporting brackets extend further than 2½" from the side panel, a slight reveal will occur. Mounting hardware and template included.</p>

	Construction	Design Awards
<p><i>Knee clearance:</i> In order to maximize filing capacity, the Standard and Deep Suspended Files do not provide adequate knee clearance. For center worksurface applications, specify the Keyboard or Center File Drawers.</p>	<p>Sturdy, 20-gauge painted steel with full-extension ball-bearing metal slides. Foam surface on mouse pad.</p> <p>Die-cast zinc lock painted black.</p> <p>Manufactured in the United States.</p>	<p>ROSCOE Award, <i>Interior Design Magazine</i>, 1994. Honorable Mention, Furniture, <i>ID Magazine</i> Annual Design Review, 1994.</p>




BackPack® Universal Storage Drawers


by Robert Reuter

suspended files

product	description	w	d	back/front h	wgt.
Standard Center File	<ul style="list-style-type: none"><li>Includes 26”w 14”d 2”H storage for desk and personal items.</li><li>Full width pencil trough and rear filing area.</li><li>3 ½” deep filing area accepts 2 rows of front-to-back letter filing, or one row of front-to-back legal or European A-4/foolscap filing plus space for handbag.</li><li>Drawer contains 57% capacity of standard file drawer.</li><li>Optional lock.</li><li>Black painted steel construction with full extension ball-bearing slides.</li></ul>	27”	18”	11 ⅛”/2”	16 lbs. 6 ozs.



Deep Center File	<ul style="list-style-type: none"><li>Includes 26”w 14”d 2”H storage for desk and personal items</li><li>Full width pencil trough and rear filing area.</li><li>9 ½” deep filing area accepts 2 rows of front-to-back letter filing, or one row of front-to-back legal or European/foolscap filing plus space for handbag.</li><li>Drawer contains 94% capacity of standard file drawer.</li><li>Optional lock.</li><li>Black painted steel construction with full extension ball-bearing slides.</li></ul>	17” 27”	24” 24”	11 ⅛”/2” 11 ⅛”/2”	20 lbs. 13 ozs.
Optional Lock	<ul style="list-style-type: none"><li>Non-handed.</li></ul>	1 ¼”	2 ¼”	1 ¼”	5 ozs.



pattern no.	list price
BP-SCF	\$579.

BP-DCF-17	525.
BP-DCF	633.

BP-L	66.
------	-----

Order Code	Ordering Information	Application Notes
Example: BP-SSF BP-SSF    Standard suspended file	<p><i>Specify:</i></p> <ol style="list-style-type: none"><li>Pattern number</li><li>Lock option</li></ol> <p><i>Lock option:</i> Lock attaches to slides in field. Removable for use elsewhere.</p>	<p>BackPack drawers can be used with virtually any Knoll or other wood worksurface.</p> <p>BackPack storage drawers attach to the underside of wood worksurfaces at any location. In most cases, the drawers may be mounted flush to side panels. When supporting brackets extend further than 2 ½” from the side panel, a slight reveal will occur. Mounting hardware and template included.</p>

	Construction	Design Awards
<p><i>Knee clearance:</i> In order to maximize filing capacity, the Standard and Deep Suspended Files do not provide adequate knee clearance. For center worksurface applications, specify the Keyboard or Center File Drawers.</p>	<p>Sturdy, 20-gauge painted steel with full-extension ball-bearing metal slides. Foam surface on mouse pad.</p> <p>Die-cast zinc lock painted black.</p> <p>Manufactured in the United States.</p>	<p>ROSCOE Award, <i>Interior Design Magazine</i>, 1994. Honorable Mention, Furniture, <i>ID Magazine</i> Annual Design Review, 1994.</p>

BackPack® Universal Storage Drawers

by Robert Reuter

keyboard drawers

product	description	w	d	back/front h	wgt.
Narrow Keyboard Drawer	<ul style="list-style-type: none"><li>Accommodates virtually any standard keyboard or laptop computer.</li><li>Full width, 2 3/4" d 3/4" H integral palm rest.</li><li>21 1/4" w 9 3/8" D keying/ mousing space.</li><li>Full width rear pencil trough and 2 removable plastic organizing trays.</li><li>Thin profile maximizes knee clearance under drawer.</li><li>Optional lock.</li><li>Black painted steel construction.</li><li>Full extension ball-bearing slides, with click-stop in half open position for steady use.</li></ul>	22 1/2"	18"	2"	8 lbs. 12 ozs.
Wide Keyboard Drawer with Mouse Pad	<ul style="list-style-type: none"><li>Accommodates virtually any standard keyboard or laptop computer.</li><li>Full width, 2 3/4" d 3/4" H integral palm rest.</li><li>Non-handed mouse pad, black foam with square corners 8" x 9".</li><li>27 1/4" w 9 3/8" D keying/mousing space.</li><li>Full width rear pencil trough and 4 removable plastic organizing trays.</li><li>Thin profile maximizes knee clearance under drawer.</li><li>Optional lock.</li><li>Black painted steel construction.</li><li>Full extension ball-bearing slides, with click-stop in half open position for steady use.</li></ul>	25" 28 1/2"	18"	2"	10 lbs. 12 ozs.
Keyboard/Filing Drawer	<ul style="list-style-type: none"><li>Accommodates virtually any standard keyboard or laptop computer.</li><li>Full width, 2 3/4" d 3/4" H integral palm rest.</li><li>Non-handed mouse pad, black foam with square corners 8" x 9".</li><li>27 1/4" w 9 3/8" D keying/mousing space.</li><li>4 removable plastic organizing trays.</li><li>26 1/16" w 8" D filing space accepts 2 rows of front-to-back letter filing, or one row of front-to-back legal or European A4/foolscap filing.</li><li>Optional lock.</li><li>Black painted steel construction.</li><li>Full extension ball-bearing slides, with click-stop in half open position for steady use.</li></ul>	27 1/4"	24"	11 1/2"/2"	20 lbs. 7 ozs.
Optional Lock	<ul style="list-style-type: none"><li>Non-handed.</li></ul>	1 1/4"	2 1/4"	1 1/4"	5 ozs.

Order Code	Ordering Information	Application Notes
Example: <b>BP-NKD-BK</b>	<i>Specify:</i>	Call Customer Service for availability and minimum requirement.
<b>BP-NKD</b> Narrow keyboard drawer	1.   Pattern number	
<b>BK</b> Black palm rest	2.   Wrist rest finish	
	3.   Lock option	
	<i>Palm rest nylon finishes:</i> Black (BK)	<i>Lock option:</i> Lock attaches to slides in field. Removable for use elsewhere.

pattern no.	list price
<b>BP-NKD</b>	\$459.

<b>BP-WKD-25</b>	478.
<b>BP-WKD</b>	494.

<b>BP-KFD</b>	662.
---------------	------

<b>BP-L</b>	66.
-------------	-----

	Construction	Design Awards
BackPack storage drawers attach 2 3/8" below the underside of wood worksurfaces at any location. Mounting hardware and template included.	Durable 20-gauge steel painted black. Full-extension ball-bearing metal slides with click-stop in half-open position. Nylon-sheathed foam palm rest.	ROSCOE Award, <i>Interior Design Magazine</i> , 1994. Honorable Mention, Furniture, <i>ID Magazine</i> Annual Design Review, 1994.
For wire management needs, the minimum depth worksurface for the Narrow and Wide keyboard drawers is 24", and 30" for the Keyboard/Filing Drawer. When no wire management is necessary, both the Narrow and Wide Keyboard Drawers may be used on an 18" deep worksurface and the Keyboard/Filing Drawer may be used on a 24" deep worksurface.	Die-cast zinc lock painted black.  Manufactured in the United States.	



Universal Pencil Drawer  
by Brooks Rorke




KnollExtra

product	description	w	d	back/front h	wgt.
Universal Pencil Drawer	<ul style="list-style-type: none"><li>• 7 roomy compartments.</li><li>• Large rear compartment holds flat, legal files, ruler, etc.</li><li>• Slanted card compartment holds index cards, Post-It™ Notes or business cards.</li><li>• Middle compartment holds White-Out™ bottle or change.</li><li>• Front middle compartment holds stapler, pens, scissors, etc.</li><li>• Other compartments holds calculator, clips, pins, etc.</li><li>• Available in textured matte black plastic.</li><li>• Three-quarters extension, ball bearing metal slides with smooth, silent movement.</li></ul>	16 1/2"	22 3/4"	1 3/4"	5 lbs. 12 ozs.



pattern no.	list price
ORCH-PD-A	\$221.

Order Code	Ordering Information	Application Notes	Construction
Example: <b>ORCH-PD-A</b>	<i>Specify:</i> 1. Pattern number	Universal Pencil Drawer can be used with virtually any Knoll or competitor wood worksurface.  Minimum depth worksurface for drawer is 24". On freestanding Morrison Network systems, a 30" deep worksurface is required.	<i>Universal pencil drawer:</i> Durable vacuum-formed ABS plastic drawer in a matte black, textured finish. Three-quarter extension, ball bearing metal slides with smooth, silent movement.  Manufactured in the United States.

product	description	w	d	h	wgt.
Marker Board 	<ul style="list-style-type: none"><li>• 1/2" wide anodized aluminum frame with white surface.</li><li>• Marker Tray option specified separately.</li><li>• Mountable on load bar, panel, wall or top cap.</li><li>• Load bar-mounted brackets included in list price, but specified separately (see Mounting Options below).</li></ul>	24"	5/8"	18"	5 lbs. 2 ozs.
		30"	5/8"	18"	8 lbs. 10 ozs.
		30"	5/8"	24"	11 lbs. 7 ozs.
		36"	5/8"	18"	10 lbs. 5 ozs.
		36"	5/8"	24"	13 lbs. 12 ozs.
		42"	5/8"	24"	16 lbs. 1 oz.
		42"	5/8"	30"	20 lbs. 1 oz.
		48"	5/8"	30"	22 lbs. 15 ozs.
Marker Board Equity panel-mount application 	<ul style="list-style-type: none"><li>• 1/2" wide anodized aluminum frame with white surface.</li><li>• Marker Tray option specified separately.</li><li>• Mountable on load bar, panel, wall or top cap.</li><li>• Load bar-mounted brackets included in list price, but specified separately (see Mounting Options below).</li></ul>	22 1/4"	5/8"	18"	5 lbs. 2 ozs.
		28 1/4"	5/8"	18"	8 lbs. 10 ozs.
		28 1/4"	5/8"	24"	11 lbs. 7 ozs.
		34 1/4"	5/8"	18"	10 lbs. 5 ozs.
		34 1/4"	5/8"	24"	13 lbs. 12 ozs.
		40 1/4"	5/8"	24"	16 lbs. 1 oz.
		40 1/4"	5/8"	30"	20 lbs. 1 oz.
		46 1/4"	5/8"	30"	22 lbs. 15 ozs.
Marker Tray 	<ul style="list-style-type: none"><li>• Anodized aluminum snap-fit tray for Marker Board markers and erasers.</li></ul>	17"	1 1/4"		5 ozs.
Mounting Options	Load Bar-Mounted Brackets. Set of 2.				
	Panel-Mounted Brackets (Generic deep)				
	Panel-Mounted Brackets (Generic shallow)				
	Panel-Mounted Brackets for Dividends				
	Panel-Mounted Brackets for Equity				
	Panel-Mounted Brackets for Morrison				
	Panel-Mounted Brackets for Reff				
	Top Cap-Mounted Brackets (Dividends only)				
	Top Cap-Mounted Brackets (Equity only)				
	Top Cap-Mounted Brackets (Reff only)				
	Top Cap-Mounted Brackets. Set of 2. (Morrison only)				
	Wall-Mounted Brackets. Set of 2.				

pattern no.	list price
OR-WB-24-18	\$215.
OR-WB-30-18	322.
OR-WB-30-24	363.
OR-WB-36-18	454.
OR-WB-36-24	504.
OR-WB-42-24	585.
OR-WB-42-30	652.
OR-WB-48-30	751.
OR-WB-22-18-E	215.
OR-WB-28-18-E	322.
OR-WB-28-24-E	363.
OR-WB-34-18-E	454.
OR-WB-34-24-E	504.
OR-WB-40-24-E	585.
OR-WB-40-30-E	652.
OR-WB-46-30-E	751.

OR-WB-TR	57.
----------	-----

OR-WB-LBZ *	7.
OR-WB-PM-B	23.
OR-WB-PM-D	23.
OR-WB-PM-DV	49.
OR-WB-PM-E	36.
OR-WB-PM-M	36.
OR-WB-PM-R	59.
OR-WB-TCM-DV *	7.
OR-WB-TCM-E *	7.
OR-WB-TCM-R *	7.
OR-WB-TCM-M *	7.
OR-WB-WM	39.

\* No charge when ordered with Marker or Tack Board

Order Code	Ordering Information		
<b>Example:</b> OR-WB-24-18-BK OR-WB-PM-M OR-WB-TR-BK			
OR-WB-24-18	24" x 18" Marker board	<i>Specify:</i> <ol style="list-style-type: none"><li>1. Pattern number</li><li>2. Frame finish</li><li>3. Mounting option</li><li>4. System suffix (panel and top cap-mounted only)</li><li>5. Marker Tray (optional)</li><li>6. Marker Tray finish</li></ol>	<i>Mounting options:</i>  <i>Rail-Mounted:</i> Standard option. Includes load bar clip and adhesive-backed rubber bumper to protect panel fabric and prevent deflection.  <i>Panel-Mounted:</i> To ensure rigidity, specify two sets and brackets
BK	Black frame	<i>Anodized finish:</i> Black (BK) Silver (SV) *	<i>Wall-Mounted:</i> Specify pattern number.
OR-WB-PM	Panel-mounted		<i>Top cap-mounted:</i> Equity and Morrison Network Systems brackets available. Use bracket pattern numbers listed below:Equity (E) Morrison Network (M)
M	Morrison Network		
OR-WB-TR	Marker tray		
BK	Black	*Please consult Customer Service for lead times.	

	Custom Options	Construction
<i>Equity application note:</i>  For all Equity panel-mounted applications, add "E" to end of base pattern number.  <i>Note:</i> If your system is not listed, contact your KnollExtra representative or Customer Service for appropriate panel-mounted bracket to specify.	Other writing surface and custom frame colors available. Custom frame sizes available up to 72"W x 48"D in size. High performance porcelain-covered steel market board also available. 25 unit minimum per line item on all customs. Contact your Knoll sales representative or Customer Service for pricing information.	Satin anodized aluminum frame (can be powder coated black). Porcelain coating on cold rolled steel laminated to corrugated and hardboard with a Mylar backing. All Universal Marker Boards are magnetized.  Manufactured in the United States.

Universal Marker Boards

Top Cap Hung Marker Board

by Robert Reuter

KnollExtra

product	description	application	w	d	h
Top Cap Hung Marker Board	<ul style="list-style-type: none"><li>Panel mounted frameless marker surface with tray for markers and erasers.</li></ul>	Panel Mounted	30"	3"	36"
	Mounting Option	Wall Mounted			



pattern no.	list price
PR-MB-3036	\$784.
PR-MB-WM-Rail	36.

Order Code	Ordering Information	Mounting Options	Construction
<b>Example:</b> PR MB 3036	<i>Specify:</i>	<i>Top cap hung marker board:</i>	<i>Top cap hung marker board:</i>
PR MB 3036	Top Cap Hung Marker Board	1. Pattern number	Marker boards hang from top of systems panels between 2.5" and 3.75" inches thick. Can also be wall mounted.
			White laminate surface on Sintra core. Extruded aluminum trough.
			Manufactured in the United States.
			<i>Wall Rail:</i>
			Machined aluminum powder coated light grey to match top cap hung marker board trough.



Universal Fabric Boards  
Standard Sizes

product	description	w	d	h	textile fabric yards
Fabric Boards	<div><div></div><div><ul style="list-style-type: none"><li>Standard fabric board has 1/2" thick mineral board construction with squared corner.</li><li>Rounded corner or radiused edge, available at upcharge.</li><li>Panel or wall mounting options.</li></ul></div></div>	24"	1/2"	14"	.66
		24"	1/2"	16"	.66
		24"	1/2"	18"	.66
		24"	1/2"	20"	.75
		24"	1/2"	24"	1
		30"	1/2"	14"	.66
		30"	1/2"	16"	.66
		30"	1/2"	18"	.66
		30"	1/2"	20"	.75
		30"	1/2"	24"	1
		36"	1/2"	14"	.66
		36"	1/2"	16"	.66
		36"	1/2"	18"	.66
		36"	1/2"	20"	.75
		36"	1/2"	24"	1
		42"	1/2"	14"	.66
		42"	1/2"	16"	.66
		42"	1/2"	18"	.66
		42"	1/2"	20"	.75
		42"	1/2"	24"	1
		48"	1/2"	14"	.66
		48"	1/2"	16"	.66
		48"	1/2"	18"	.66
		48"	1/2"	20"	.75
		48"	1/2"	24"	1
		60"	1/2"	14"	.66
		60"	1/2"	16"	.66
		60"	1/2"	18"	.66
		60"	1/2"	20"	.75
		60"	1/2"	24"	1

pattern no.	10	COM 15	20	30	35	40	45/46	50	55	60
F-24-14-( )-A-( ) ( ) ( )	\$289.	\$297.	\$331.	\$343.	\$347.	\$354.	\$366.	\$367.	\$387.	\$400.
F-24-16-( )-A-( ) ( ) ( )	289.	297.	331.	343.	347.	354.	366.	367.	387.	400.
F-24-18-( )-A-( ) ( ) ( )	310.	318.	341.	355.	357.	362.	374.	376.	396.	411.
F-24-20-( )-A-( ) ( ) ( )	387.	391.	397.	413.	416.	422.	435.	438.	460.	474.
F-24-24-( )-A-( ) ( ) ( )	434.	442.	488.	507.	512.	519.	538.	541.	572.	593.
F-30-14-( )-A-( ) ( ) ( )	330.	335.	382.	392.	396.	401.	415.	416.	435.	448.
F-30-16-( )-A-( ) ( ) ( )	339.	345.	390.	401.	404.	413.	424.	425.	446.	459.
F-30-18-( )-A-( ) ( ) ( )	351.	356.	400.	414.	416.	422.	434.	435.	455.	470.
F-30-20-( )-A-( ) ( ) ( )	437.	443.	477.	489.	494.	502.	514.	515.	538.	555.
F-30-24-( )-A-( ) ( ) ( )	487.	497.	528.	547.	551.	561.	579.	580.	611.	631.
F-36-14-( )-A-( ) ( ) ( )	339.	345.	400.	414.	416.	422.	434.	435.	455.	470.
F-36-16-( )-A-( ) ( ) ( )	358.	366.	413.	422.	425.	431.	442.	443.	466.	479.
F-36-18-( )-A-( ) ( ) ( )	369.	375.	420.	432.	435.	441.	454.	455.	473.	488.
F-36-20-( )-A-( ) ( ) ( )	437.	443.	486.	501.	504.	509.	524.	525.	548.	563.
F-36-24-( )-A-( ) ( ) ( )	514.	524.	588.	606.	610.	619.	636.	638.	670.	691.
F-42-14-( )-A-( ) ( ) ( )	361.	367.	431.	442.	446.	451.	465.	466.	485.	498.
F-42-16-( )-A-( ) ( ) ( )	389.	395.	438.	449.	454.	457.	470.	472.	490.	505.
F-42-18-( )-A-( ) ( ) ( )	389.	395.	460.	471.	473.	480.	490.	495.	514.	527.
F-42-20-( )-A-( ) ( ) ( )	497.	503.	545.	558.	562.	571.	583.	584.	607.	624.
F-42-24-( )-A-( ) ( ) ( )	604.	614.	669.	687.	691.	698.	720.	721.	751.	770.
F-48-14-( )-A-( ) ( ) ( )	369.	375.	440.	451.	455.	460.	472.	473.	495.	508.
F-48-16-( )-A-( ) ( ) ( )	389.	395.	460.	471.	473.	480.	490.	495.	514.	527.
F-48-18-( )-A-( ) ( ) ( )	398.	404.	460.	471.	473.	480.	490.	495.	514.	527.
F-48-20-( )-A-( ) ( ) ( )	497.	503.	545.	558.	562.	571.	583.	584.	607.	624.
F-48-24-( )-A-( ) ( ) ( )	616.	624.	765.	784.	788.	795.	815.	817.	847.	868.
F-60-14-( )-A-( ) ( ) ( )	468.	473.	557.	571.	573.	579.	591.	n/a	n/a	n/a
F-60-16-( )-A-( ) ( ) ( )	479.	484.	570.	580.	583.	589.	601.	n/a	n/a	n/a
F-60-18-( )-A-( ) ( ) ( )	507.	513.	581.	594.	596.	602.	616.	n/a	n/a	n/a
F-60-20-( )-A-( ) ( ) ( )	542.	550.	606.	619.	622.	628.	640.	n/a	n/a	n/a
F-60-24-( )-A-( ) ( ) ( )	616.	624.	765.	784.	788.	795.	815.	n/a	n/a	n/a

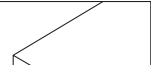
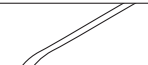

Order Code	Ordering Information	Mounting Options
<b>Example:</b> <b>F-24-16-R2-A-30-W388/1 F-WM-F</b>	<i>Specify:</i> 1. Pattern number 2. Corner/edge detail 3. Thickness 4. Fabric grade 5. Fabric selection 6. Mounting option pattern number 7. System suffix (panel-mounted option only)	<i>Panel-mounted brackets:</i> Panel-mounted brackets are included in the list price but must be specified separately. To specify appropriate panel-mounted bracket, consult the KnollExtra Bracket Chart on page 12.
<b>F-24-16</b>	24" x 16" Fabric board	
<b>R2</b>	Rounded corner/radius edge detail	
<b>A</b>	Thickness	Panel mounted bracket size must match height of fabric board.
<b>30</b>	Fabric grade 30	
<b>W388/1</b>	Freehand, Glacier	<i>Wall-mounted options:</i> Wall-mounted applications must be specified as flush (F-WM-F) or reveal (F-WM-R). Both options are appropriate for any smooth, clean surface. Flush wall-mount option utilizes velcro squares.
<b>F-WM-F</b>	Wall-mounted, flush	Reveal wall-mount option provides 1/2" clearance for wire management behind fabric board. Fabric boards mount with 4 brackets onto 2 black painted wall rails that screw into wall to ensure rigidity. For other mounting options and pricing, contact Customer Service.
	<i>Corner/edge detail:</i> Squared corner/rectilinear edge (S1)  Squared corner/radiused edge (S2) Rounded corner/radiused edge (R2)  Standard fabric board has squared corner and rectilinear edge details. See page 190 for edge upcharge.  Standard fabric board has 1/2" thick mineral board.	<i>Under overhead specification note:</i> For application under a system overhead, provide clearance distance between the worksurface and the bottom of the overhead or task light.  <i>Side by side fabric board specification note:</i> Please note if a panel-mounted fabric board will be used contiguous to another fabric board, drawings are required and there will be an up-charge.  <i>60" wide boards in fabric grades 50, 55 and 60:</i> Due to grades 50, 55 and 60 fabric widths being less then the width of a 60" board, contact your KnollExtra representative or Customer Service for pricing and fabric railroading information.

Custom Options	Fabric Selection					
<i>For special sizes:</i> For specials contact Customer Service. Maximum fabric board size is 120"W x 24"H. Fabric must be railroaded on any panel wider than 60".	<i>Grade 10</i> Annex Beacon Broadcloth II Element Foundation Growth Spurt Skylark Symbolic Details Tailor Made II * * Versatility	<i>Grade 20 (cont.)</i> Nematic II Photon II Reflect Resolution Weave Three	<i>Grade 40</i> Amplify Bandwidth Foil Rap Clisten * Hard Rock Heavy Metal Ornament Palladium Spellbound *	<i>Grade 50</i> Abacus * Chroma *‡ Knoll Hopsack * Mariner *‡ Prague * Prep * Presto * Stepping Stones *‡ Trophy * Wide Angle *	<i>Grade 55</i> Bistro * Cavalier *‡ Knoll Felt * Ransom * Transition * Tryst *	<i>Grade A</i> Trophy *  <i>Grade B</i> Versa *
<i>Customer's own material:</i> For approval, submit at least one yard of fabric for application testing. For panel-mounted applications, all COMs and textiles that are not pre-approved must be UL-tested. Please consult Knoll sales Customer Services for details.	<i>Grade 20</i> Bauhaus Block Circle Line Clarity Criss Cross Logic Mainframe	<i>Grade 30</i> Basket Draft Flow Harmony Match Point Micro Relay	<i>Grade 45</i> Backdrop† Dristi *			
<b>Construction</b>						
1/2" thick mineral board for durable, highly tackable surface.						
Manufactured in the United States.						
	† Not available with radiused edge. * Consult your Knoll sales representative or Customer Service for pricing on 60" wide boards. ‡ Available for wall mount only. * *Taylor Made II colors #1, 2A,3,5 and 8 do not qualify.					
	<i>Note:</i> As a general rule, all fabrics approved for a Morrison panel application are approved for KnollExtra fabric wrapped tack boards.					

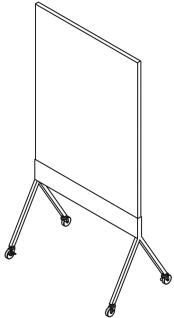
product	description	application	w	d	h
Fabric Boards	Mounting Options	1/2" Reveal Wall-Mounted			
		Flush Wall-Mounted (No charge when ordered with fabric board)			
		Panel-Mounted Dividends (No charge when ordered with fabric board)			
		Panel-Mounted Equity (No charge when ordered with fabric board)			
		Panel-Mounted Morrison (No charge when ordered with fabric board)			
		Panel-Mounted Reff (No charge when ordered with fabric board)			
		Edge Detail	Rounded corner/radiused edge (add -R2 to end of fabric board pattern number)		
		Squared corner/radiused edge (add -S2 to end of fabric board pattern number)			
		Squared corner/rectilinear edge (add -S1 to end of fabric board pattern number)			

pattern no.	list price
F-WM-R-(14, 16, 18, 20 or 24)	\$116.
F-WM-F-(24, 30, 36, 42, 48, 60)- (14, 16, 18, 20 or 24)	36.
F-PM-D-(14, 16, 18, 20 or 24)	45.
F-PM-E-(14, 16, 18, 20 or 24)	45.
F-PM-M-(14, 16, 18, 20 or 24)	45.
F-PM-R-(14, 16, 18, 20 or 24)	45.
R2	36.
S2	36.
S1	n/c

Order Code		Ordering Information	Mounting Options
<b>Example:</b>	<b>F-60-14-S1-A-40-W337/4</b> <b>F-PM-R-14</b>	<i>Specify:</i> 1. Pattern number 2. Corner/edge detail 3. Fabric grade 4. Fabric selection 5. Mounting option pattern number 6. System suffix (panel-mounted option only)	<i>Panel-mounted brackets:</i> Panel-mounted brackets are included in the list price but must be specified separately. To specify appropriate panel-mounted bracket, consult the Knoll sales bracket chart on page 12.
<b>F-60-14</b>	60" x 14" fabric board		
<b>S1</b>	Squared corner/rectilinear edge		
<b>A</b>	Thickness		
<b>40</b>	Fabric grade		
<b>W337/4</b>	Sennit, Olivine		
<b>F-PM</b>	Panel-mounted		
<b>R</b>	Reff		
<b>14</b>	14" Fabric board bracket		
		<i>Standard fabric board has squared corner and rectilinear edge details. See above for edge upcharge.</i>  <i>Thickness option:</i> Standard fabric board has 1/2" thick mineral board.	<i>Wall-mounted brackets:</i> Wall-mounted applications must be specified as flush (F-WM-F) or reveal (F-WM-R). Both options are appropriate for any smooth, clean surface.
		<i>Equity application note:</i> For all Equity panel-mounted applications, add "E" to end of base pattern number.	Panel mounted bracket size must match height of fabric board.
		<i>Corner/edge detail:</i> Squared corner/rectilinear edge (S1)	
		Squared corner/radiused edge (S2)	
		Rounded corner/radiused edge (R2)	Flush wall-mount option utilizes velcro squares.

Custom Options		Corner/Edge Detail	
<p><i>Under overhead specification note:</i> For application under a system overhead, provide clearance distance between the worksurface and the bottom of the overhead or task light.</p> <p><i>Side by side fabric board specification note:</i> Please note if a panel-mounted fabric board will be used contiguous to another fabric board drawings are required and there will be an up-charge.</p>	<p><i>For special sizes:</i> For specials contact Customer Service. Maximum fabric board size is 120"W x 24"H. Fabric must be railroaded on any panel wider than 60".</p> <p><i>Customer's own material:</i> For approval, submit at least one yard of fabric for application testing. For panel-mounted applications, all COMs and textiles that are not pre-approved must be UL-tested. Please consult Knoll sales Customer Service for details.</p>	<p><i>S1. Squared corner/Rectilinear edge</i></p> 	<p><i>R2. Rounded corner/Radiused edge</i></p> 
		<p><i>S2. Squared corner/Radiused edge</i></p> 	



item	description
	30" x 54" mobile whiteboard
	36" x 54" mobile whiteboard
	42" x 54" mobile whiteboard
	48" x 54" mobile whiteboard
Markers	Set of 4 markers
Markerboard Cleaning Cloth	40 x 30 cm microfiber cloth
Paper Pad Mount	Set of 2 hooks

pattern no.	list price
ACT-CB-M-LW-30-54-X	\$1,425.
ACT-CB-M-LW-36-54-X	1,485.
ACT-CB-M-LW-42-54-X	1,545.
ACT-CB-M-LW-48-54-X	1,605.

ACT-CB-M-MARKER	25.
ACT-CB-M-CLOTH	15.
ACT-CB-M-FLIPHOOK	80.

Order Code	Specification Information	Application Notes	Construction	
Example: ACT-CB-M-LW-30-54-X-111	Specify:	Marker tray option	Whiteboard: Honeycomb core with medium-density fiberboard skin, high pressure laminate finish and ABS edge.	
ACT	Activity Spaces	Marker tray must be ordered with markerboard and are not retrofitable in the field. Replace -X in pattern with :		
CB	Communication Boards			
M	Mobile			
LW	Laminate Whiteboard	Code: Upchg. Desc.		Crossmember: Aluminum
30-54	30" x 54" board	S \$75	Legs: Steel	
X	No marker tray	D \$150	Marker tray on one side	
111	Jet Black finish			Marker trays on both sides
	Note: Frame finish applies to base and legs.			

Note:

Each markerboard ships with four dry erase markers (blue, green, red and black) and a microfiber cleaning cloth.

Overall height from floor is 72' high with writable surface starting 25" from floor.

# Alpha-Numeric Index

<i>pattern no.</i>	<i>page</i>	<i>pattern no.</i>	<i>page</i>	<i>pattern no.</i>	<i>page</i>	<i>pattern no.</i>	<i>page</i>
001-214	44	ACT-PW-PC-24-24-13-1C	24	F-60-14	190	OA-K-PR-SL2-BK-PT-(16,18,22,23,25)	158
001-315	44	ACT-PW-PC-24-24-13-1CUSB	24	F-60-16	190	OA-K-PR-SS2-BK-(16,18,22,23,25)	158
012-1	30	ACT-PW-PC-24-24-13-1E	24	F-60-18	190	OA-K-PR-SS2-BK-PT-(16,18,22,23,25)	158
012-2	30	ACT-PW-PC-24-24-13-1EUSB	24	F-60-20	190	OAK-RJ-AL-BK-(16,18,22,23,25)	156
012-3	30	ACT-PW-PC-24-24-13-2E	24	F-60-24	190	OAK-RJ-AL-BK-PT-(16,18,22,23,25)	156
012-4	30	ACT-PW-PC-24-24-13-2EUSB	24	F-PM-D-(14, 16, 18, 20 or 24)	192	OAK-RJ-EL2-BK-(16,18,22,23,25)	156
050	32	ACT-PW-PC-36-36-13-1C	24	F-PM-E-(14, 16, 18, 20 or 24)	192	OAK-RJ-EL2-BK-PT-(16,18,22,23,25)	156
055-BO	32	ACT-PW-PC-36-36-13-1CUSB	24	F-PM-M-(14, 16, 18, 20 or 24)	192	OAK-RJ-SL2-BK-(16,18,22,23,25)	156
1901	26	ACT-PW-PC-36-36-13-1E	24	F-PM-R-(14, 16, 18, 20 or 24)	192	OAK-RJ-SL2-BK-PT-(16,18,22,23,25)	156
1901-2	26	ACT-PW-PC-36-36-13-1EUSB	24	F-WM-F-(24, 30, 36, 42, 48, 60)- (14, 16, 18, 20 or 24)	192	OAK-RJ-SS2-BK-(16,18,22,23,25)	156
1901-3	26	ACT-PW-PC-36-36-13-2E	24	F-WM-R-(14, 16, 18, 20 or 24)	192	OAK-RJ-SS2-BK-PT-(16,18,22,23,25)	156
1905	28	ACT-PW-PC-36-36-13-2EUSB	24	LED 1 S BASE	14	OA-K-SS2-MS-(16,18,22,23,25)	160
1906	28	BP-DCF	178	LED 1 S CLMP	14	OA-SLV(A,B,C)-(E, J)	172
1912-20	30, 38, 42	BP-DCF-17	178	LED 1 S SIDE	14	OA-SLV(A,B,C)-(GS, BS)	172
1912-30	30	BP-DSF	176	LED 2 AD 19	16	OR-BKT-PM-B	68
1912-31	30	BP-KFD	180	LED 2 AD 37	16	OR-BKT-PM-CE	68
1912-32	30	BP-L	178, 180, 182	LED 2 AD 67	16	OR-BKT-PM-CS	68
1912-40	30	BP-NKD	180	LED 2 IN 19	16	OR-BKT-PM-D	68
1912-41	30	BP-PD	182	LED 2 IN 37	16	OR-BKT-PM-DS	68
1912-42	30	BP-SCF	178	LED 2 IN 67	16	OR-BKT-PM-DV	68
1915	28	BP-SSF	176	LED 2 IN 79	16	OR-BKT-PM-E	68
1916	28	BP-TOP-C	182	LED 3 13 BLK	18	OR-BKT-PM-ES	68
255	32	BP-WKD	180	LED 3 21 BLK	18	OR-BKT-PM-M	68
2ORCH-F-LT	46	BP-WKD-25	180	LED PIR	14, 16	OR-BKT-PM-N	68
2ORCH-S-LGT	48	COPE-01	20	OA-CPU-MTL-V	174	OR-BKT-PM-R	68
2ORCH-S-LT	46	COPE-01-BASE	20	OA-CPU-SLNG-V	174	OR-BKT-SM-A	68
3301	34	COPE-02	20	OA-FR-BK	172	OR-BKT-WM	68
3301-2	34	COPE-02-BASE	20	OAK-A1-W/P-AL-BK-(16,18,22,23,25)	162	ORCH-BDN	50
3305	36	COPEBULB	20	OAK-A1-W/P-AL-BK-PT-(16,18,22,23,25)	162	ORCH-CCH	56
3312-3	38	COPE-CLMP	20	OAK-A1-W/P-EL2-BK-(16,18,22,23,25)	162	ORCH-DP	58
3312-4	38	COPE-GRMT	22	OAK-A1-W/P-EL2-BK-PT-(16,18,22,23,25)	162	ORCH-F-LT	46
3313	38	COPE-PM-D	22	OAK-A1-W/P-SL2-BK-(16,18,22,23,25)	162	ORCH-FS	50
3314	38	COPE-PM-E	22	OAK-A1-W/P-SL2-BK-PT-(16,18,22,23,25)	162	ORCH-HFH	52
3315	36	COPE-PM-M	20	OAK-A1-W/P-SS2-BK-(16,18,22,23,25)	162	ORCH-MT	54
3319-4	36	COPE-PM-R	22	OAK-A1-W/P-SS2-BK-PT-(16,18,22,23,25)	162	ORCH-PC	52
3319-4-LN	36	COPE-SLT	22	OAK-A2-P-1-AL-BK-(16,18,22,23,25)	164	ORCH-PD-A	184
3333	34	F-24-14	190	OAK-A2-P-1-AL-BK-PT-(16,18,22,23,25)	164	ORCH-SB	48
3350	38	F-24-16	190	OAK-A2-P-1-EL2-BK-(16,18,22,23,25)	164	ORCH-S-LGT	46
3370 (4" x 6")	36	F-24-18	190	OAK-A2-P-1-EL2-BK-PT-(16,18,22,23,25)	164	ORCH-S-LT	46
3371 (5" x 7")	36	F-24-20	190	OAK-A2-P-1-SL2-BK-(16,18,22,23,25)	164	ORCH-SSD	50
3601	40	F-24-24	190	OAK-A2-P-1-SL2-BK-PT-(16,18,22,23,25)	164	ORCH-TD	54
3604	40	F-30-14	190	OAK-A2-P-1-SS2-BK-(16,18,22,23,25)	166	ORCH-TS-UNI	56
3604	40	F-30-16	190	OAK-A2-P-1-SS2-BK-PT-(16,18,22,23,25)	166	ORCH-UT	52
3612-3	42	F-30-18	190	OAK-A2-P-2-AL-BK-(16,18,22,23,25)	164	ORCH-VAS	56
3612-4	42	F-30-20	190	OAK-A2-P-2-AL-BK-PT-(16,18,22,23,25)	164	ORCH-VPP	50
3613	42	F-30-24	190	OAK-A2-P-2-EL2-BK-(16,18,22,23,25)	164	ORCH-WBK	58
3614	42	F-36-14	190	OAK-A2-P-2-EL2-BK-PT-(16,18,22,23,25)	164	ORCH-WBK-R-EB	58
3615	40	F-36-16	190	OAK-A2-P-2-EL2-BK-PT-(16,18,22,23,25)	164	OR-LBI-24-EY-( )()	62
3650	42	F-36-18	190	OAK-A2-P-2-SL2-BK-(16,18,22,23,25)	164	OR-LBI-24-N2-( )()	60
4B2-MP	168	F-36-20	190	OAK-A2-P-2-SL2-BK-PT-(16,18,22,23,25)	164	OR-LBI-24-( )()	60
4B2-MP-MS	168	F-36-24	190	OAK-A2-P-2-SS2-BK-(16,18,22,23,25)	166	OR-LBI-30-C-( )()	60
4B2-MP-WR	156	F-42-14	190	OAK-A2-P-2-SS2-BK-PT-(16,18,22,23,25)	166	OR-LBI-30-ES-( )()	62
4B2-WR	168	F-42-16	190	OA-K-EL2-MS-(16,18,22,23,25)	160	OR-LBI-30-EY-( )()	62
512-20	30, 38, 42	F-42-18	190	OA-K-MS	160	OR-LBI-30-N2-( )()	60
ACT-CB-M-CLOTH	24, 194	F-42-20	190	OAK-OTK-MP	168	OR-LBI-30-( )()	60
ACT-CB-M-FLIPHOOK	194	F-42-24	190	OA-K-PR-AL-BK-(16,18,22,23,25)	158	OR-LBI-35-( )()	60
ACT-CB-M-LW-30-54-X	194	F-48-14	190	OA-K-PR-AL-BK-PT-(16,18,22,23,25)	158	OR-LBI-36-CS-( )()	60
ACT-CB-M-LW-36-54-X	194	F-48-16	190	OA-K-PR-EL2-BK-(16,18,22,23,25)	158	OR-LBI-36-C-( )()	60
ACT-CB-M-LW-42-54-X	194	F-48-18	190	OA-K-PR-EL2-BK-PT-(16,18,22,23,25)	158	OR-LBI-36-DV-( )()	60
ACT-CB-M-LW-48-54-X	194	F-48-20	190	OA-K-PR-SL2-BK-(16,18,22,23,25)	158	OR-LBI-36-ES-( )()	62
ACT-CB-M-MARKER	24, 194	F-48-24	190			OR-LBI-36-EY-( )()	62

<i>pattern no.</i>	<i>page</i>	<i>pattern no.</i>	<i>page</i>	<i>pattern no.</i>	<i>page</i>	<i>pattern no.</i>	<i>page</i>
OR-LBI-36-N2-( )()	60	OR-SL-06-72-( )()	64	SAP 50 B 16 L 4 ANT SIDE K	108	SAP B 32 M 6 ANT SIDE K	112
OR-LBI-36-( )()	60	OR-SL-14-24-EY-( )()	66	SAP 50 B 16 L 4 CLMP HD K	106	SAP B 32 M 6 CLMP HD K	110
OR-LBI-42-DV-( )()	60	OR-SL-14-24-( )()	66	SAP 50 B 16 M 3 ANT SIDE K	104	SAP B 32 M 8 ANT SIDE K	116
OR-LBI-42-ES-( )()	62	OR-SL-14-30-ES-( )()	66	SAP 50 B 16 M 3 CLMP HD K	102	SAP B 32 M 8 CLMP HD K	114
OR-LBI-42-EY-( )()	62	OR-SL-14-30-EY-( )()	66	SAP 50 B 16 M 4 ANT SIDE K	108	SAP B 32 S 6 ANT SIDE K	112
OR-LBI-42-N2-( )()	60	OR-SL-14-30-( )()	66	SAP 50 B 16 M 4 CLMP HD K	106	SAP B 32 S 6 CLMP HD K	110
OR-LBI-42-( )()	60	OR-SL-14-35-( )()	66	SAP 50 B 16 S 3 ANT SIDE K	104	SAP B 32 S 8 ANT SIDE K	116
OR-LBI-45-( )()	60	OR-SL-14-36-ES-( )()	66	SAP 50 B 16 S 3 CLMP HD K	102	SAP B 32 S 8 CLMP HD K	114
OR-LBI-48-CS-( )()	60	OR-SL-14-36-EY-( )()	66	SAP 50 B 16 S 4 ANT SIDE K	108	SAP B CM	130
OR-LBI-48-C-( )()	60	OR-SL-14-36-( )()	66	SAP 50 B 16 S 4 CLMP HD K	106	SAP B L	126
OR-LBI-48-DV-( )()	60	OR-SL-14-42-ES-( )()	66	SAP 50 B 24 L 3 ANT SIDE K	104	SAP B M	126
OR-LBI-48-ES-( )()	62	OR-SL-14-42-EY-( )()	66	SAP 50 B 24 L 3 CLMP HD K	102	SAP B MJ	122
OR-LBI-48-EY-( )()	62	OR-SL-14-42-( )()	66	SAP 50 B 24 L 4 ANT SIDE K	108	SAP B MJ 50	122
OR-LBI-48-N2-( )()	60	OR-SL-14-45-( )()	66	SAP 50 B 24 L 4 CLMP HD K	106	SAP B MST CM	130
OR-LBI-48-( )()	60	OR-SL-14-48-ES-( )()	66	SAP 50 B 24 M 3 ANT SIDE K	104	SAP B S	126
OR-LBI-54-EY-( )()	62	OR-SL-14-48-EY-( )()	66	SAP 50 B 24 M 3 CLMP HD K	102	SAP CLMP	132
OR-LBI-54-N2-( )()	60	OR-SL-14-48-( )()	66	SAP 50 B 24 M 4 ANT SIDE K	108	SAP CLMP DP	132
OR-LBI-54-( )()	60	OR-SL-14-54-EY-( )()	66	SAP 50 B 24 M 4 CLMP HD K	106	SAP CLMP HD	132
OR-LBI-60-DV-( )()	60	OR-SL-14-54-( )()	66	SAP 50 B 24 S 3 ANT SIDE K	104	SAP COT	132
OR-LBI-60-ES-( )()	62	OR-SL-14-60-ES-( )()	66	SAP 50 B 24 S 3 CLMP HD K	102	SAP D BKT	118
OR-LBI-60-EY-( )()	62	OR-SL-14-60-EY-( )()	66	SAP 50 B 24 S 4 ANT SIDE K	108	SAP DH	132
OR-LBI-60-N2-( )()	60	OR-SL-14-60-( )()	66	SAP 50 B 24 S 4 CLMP HD K	106	SAP FTM	132
OR-LBI-60-( )()	60	OR-SL-14-66-EY-( )()	66	SAP 50 B 32 L 6 ANT SIDE K	112	SAP GRMT	132
OR-LBI-66-EY-( )()	62	OR-SL-14-66-( )()	66	SAP 50 B 32 L 6 CLMP HD K	110	SAP MA 16 4 ANT CTR K	86
OR-LBI-66-N2-( )()	60	OR-SL-14-72-ES-( )()	66	SAP 50 B 32 L 8 ANT SIDE K	116	SAP MA 16 4 COT K	86
OR-LBI-66-( )()	60	OR-SL-14-72-EY-( )()	66	SAP 50 B 32 L 8 CLMP HD K	114	SAP MA 16 4 DH K	86
OR-LBI-72-DV-( )()	60	OR-SL-14-72-( )()	66	SAP 50 B 32 M 6 ANT SIDE K	112	SAP MA 24 4 ANT CTR K	86
OR-LBI-72-ES-( )()	62	OR-WB-22-18-E	186	SAP 50 B 32 M 6 CLMP HD K	110	SAP MA 24 4 COT K	86
OR-LBI-72-EY-( )()	62	OR-WB-24-18	186	SAP 50 B 32 M 8 ANT SIDE K	116	SAP MA 24 4 DH K	86
OR-LBI-72-N2-( )()	60	OR-WB-28-18-E	186	SAP 50 B 32 M 8 CLMP HD K	114	SAP MA 3 ANT CTR K	82
OR-LBI-72-( )()	60	OR-WB-28-24-E	186	SAP 50 B 32 S 6 ANT SIDE K	112	SAP MA 3 ANT SIDE K	82
OR-SL-06-24-EY-( )()	64	OR-WB-30-18	186	SAP 50 B 32 S 6 CLMP HD K	110	SAP MA 3 CLMP DP K	80
OR-SL-06-24-N2-( )()	64	OR-WB-30-24	186	SAP 50 B 32 S 8 ANT SIDE K	116	SAP MA 3 CLMP K	80
OR-SL-06-24-( )()	64	OR-WB-34-18-E	186	SAP 50 B 32 S 8 CLMP HD K	114	SAP MA 3 COT K	82
OR-SL-06-30-ES-( )()	64	OR-WB-34-24-E	186	SAP 50 WL DIR	136	SAP MA 3 DH K	82
OR-SL-06-30-EY-( )()	64	OR-WB-36-18	186	SAP ANT CTR	132	SAP MA 3 FTM K	80
OR-SL-06-30-N2-( )()	64	OR-WB-36-24	186	SAP ANT SIDE	132	SAP MA 3 GRMT K	80
OR-SL-06-30-( )()	64	OR-WB-40-24-E	186	SAP B 16 L 3 ANT SIDE K	104	SAP MA 3 WL MST 12 K	84
OR-SL-06-35-( )()	64	OR-WB-40-30-E	186	SAP B 16 L 3 CLMP HD K	102	SAP MA 3 WL MST 16 K	84
OR-SL-06-36-ES-( )()	64	OR-WB-42-24	186	SAP B 16 L 4 ANT SIDE K	108	SAP MA 3 WL MST 8 K	84
OR-SL-06-36-EY-( )()	64	OR-WB-42-30	186	SAP B 16 L 4 CLMP HD K	106	SAP MA 50 WL DIR K	94
OR-SL-06-36-N2-( )()	64	OR-WB-46-30-E	186	SAP B 16 M 3 ANT SIDE K	104	SAP MA 50S	120
OR-SL-06-36-( )()	64	OR-WB-48-30	186	SAP B 16 M 3 CLMP HD K	102	SAP MA 50S 16 ANT CTR K	94
OR-SL-06-42-ES-( )()	64	OR-WB-LBZ	186	SAP B 16 M 4 ANT SIDE K	108	SAP MA 50S 16 ANT SIDE K	94
OR-SL-06-42-EY-( )()	64	OR-WB-PM-B	186	SAP B 16 M 4 CLMP HD K	106	SAP MA 50S 16 CLMP DP K	92
OR-SL-06-42-N2-( )()	64	OR-WB-PM-D	186	SAP B 16 S 3 ANT SIDE K	104	SAP MA 50S 16 CLMP K	92
OR-SL-06-42-( )()	64	OR-WB-PM-DV	186	SAP B 16 S 3 CLMP HD K	102	SAP MA 50S 16 COT K	92
OR-SL-06-45-( )()	64	OR-WB-PM-E	186	SAP B 16 S 4 ANT SIDE K	108	SAP MA 50S 16 DH K	94
OR-SL-06-48-ES-( )()	64	OR-WB-PM-M	186	SAP B 16 S 4 CLMP HD K	106	SAP MA 50S 16 FTM K	92
OR-SL-06-48-EY-( )()	64	OR-WB-PM-R	186	SAP B 24 L 3 ANT SIDE K	104	SAP MA 50S 16 GRMT K	92
OR-SL-06-48-N2-( )()	64	OR-WB-TCM-DV	186	SAP B 24 L 3 CLMP HD K	102	SAP MA 50S 24 ANT CTR K	94
OR-SL-06-48-( )()	64	OR-WB-TCM-E	186	SAP B 24 L 4 ANT SIDE K	108	SAP MA 50S 24 ANT SIDE K	94
OR-SL-06-54-EY-( )()	64	OR-WB-TCM-M	186	SAP B 24 L 4 CLMP HD K	106	SAP MA 50S 24 CLMP DP K	92
OR-SL-06-54-N2-( )()	64	OR-WB-TCM-R	186	SAP B 24 M 3 ANT SIDE K	104	SAP MA 50S 24 CLMP K	92
OR-SL-06-54-( )()	64	OR-WB-TR	186	SAP B 24 M 3 CLMP HD K	102	SAP MA 50S 24 COT K	92
OR-SL-06-60-ES-( )()	64	OR-WB-WM	186	SAP B 24 M 4 ANT SIDE K	108	SAP MA 50S 24 DH K	94
OR-SL-06-60-EY-( )()	64	PR-MB-3036	188	SAP B 24 M 4 CLMP HD K	106	SAP MA 50S 24 FTM K	92
OR-SL-06-60-N2-( )()	64	PR-MB-WM-Rail	188	SAP B 24 S 3 ANT SIDE K	104	SAP MA 50S 24 GRMT K	92
OR-SL-06-60-( )()	64	R2	192	SAP B 24 S 3 CLMP HD K	102	SAP MA 50S MJ	122
OR-SL-06-66-EY-( )()	64	S1	192	SAP B 24 S 4 ANT SIDE K	108	SAP MA 50S POLE DCH K	96
OR-SL-06-66-N2-( )()	64	S2	192	SAP B 24 S 4 CLMP HD K	106	SAP MA 50S POLE SLOT K	96
OR-SL-06-66-( )()	64	SAP 3 BKT	118	SAP B 32 L 6 ANT SIDE K	112	SAP MA 50S SL	120
OR-SL-06-72-ES-( )()	64	SAP 4 BKT	118	SAP B 32 L 6 CLMP HD K	110	SAP MA 50S SL 16 ANT CTR K	98
OR-SL-06-72-EY-( )()	64	SAP 50 B 16 L 3 ANT SIDE K	104	SAP B 32 L 8 ANT SIDE K	116	SAP MA 50S SL 16 ANT SIDE K	100
OR-SL-06-72-N2-( )()	64	SAP 50 B 16 L 3 CLMP HD K	102	SAP B 32 L 8 CLMP HD K	114	SAP MA 50S SL 16 CLMP K	98

<i>pattern no.</i>	<i>page</i>	<i>pattern no.</i>	<i>page</i>
SAP MA 50S SL 16 FTM K	98	SAP MST 16	128
SAP MA 50S SL 24 ANT CTR K	98	SAP MST 24	128
SAP MA 50S SL 24 ANT SIDE K	100	SAP MST 32	128
SAP MA 50S SL 24 CLMP K	98	SAP MST 8	128
SAP MA 50S SL 24 FTM K	98	SAP MST CM	130
SAP MA 50S SL POLE DCH K	100	SAP MST KNB	130
SAP MA 50S SL POLE SLOT K	100	SAP POLE DCH	134
SAP MA 50S SL WL DIR K	100	SAP POLE SLOT	134
SAP MA 50S SL WL MST 12 K	100	SAP POLE50 DCH	136
SAP MA 50S SL WL MST 16 K	100	SAP POLE50 SLOT	136
SAP MA 50S SL WL MST 8 K	100	SAP SW DIR	134
SAP MA 50S WL MST 12 K	94	SAP SW DIR C	134
SAP MA 50S WL MST 16 K	94	SAP SW MST	134
SAP MA 50S WL MST 8 K	94	SAP VESA 100 200	122
SAP MA C	118	SAP VESA 200 200	122
SAP MA C SW DIR K	74	SAP VESA 300 300	124
SAP MA C WL DIR K	74	SAP VESA 400 400	124
SAP MA D ANT CTR K	78	SAP WL DIR	134
SAP MA D ANT SIDE K	78	SAP WL DIR C	134
SAP MA D CLMP DP K	76	SAP WL MST	134
SAP MA D CLMP K	76	SF-LS	170
SAP MA D COT K	76	SF-SB-(E, J)	170
SAP MA D DH K	78	SF-SB-(GS, BS)	170
SAP MA D FTM K	76	SF-WR-FS-(BK)-G	170
SAP MA D GRMT K	76	XYZ ANT SIDE	150
SAP MA D SW MST 12 K	78	XYZ CLMP	150
SAP MA D SW MST 16 K	78	XYZ CLMP DP	150
SAP MA D SW MST 8 K	78	XYZ D CLMP	150
SAP MA D WL MST 12 K	78	XYZ FTM	150
SAP MA D WL MST 16 K	78	XYZ GRMT	150
SAP MA D WL MST 8 K	78	XYZ MA BLOCK	152
SAP MA S	118	XYZ MA CLIP	152
SAP MA S ANT CTR K	72	XYZ MA D CLMP K	148
SAP MA S ANT SIDE K	72	XYZ MA S	152
SAP MA S CLMP DP K	70	XYZ MA S ANT SIDE K	144
SAP MA S CLMP K	70	XYZ MA S CLMP DP K	144
SAP MA S COT K	70	XYZ MA S CLMP K	144
SAP MA S DH K	72	XYZ MA S FTM K	144
SAP MA S FTM K	70	XYZ MA S GRMT K	144
SAP MA S GRMT K	70	XYZ MA S POLE DCH K	146
SAP MA S POLE DCH K	74	XYZ MA S POLE ECH K	146
SAP MA S POLE SLOT K	74	XYZ MA S POLE SLOT K	146
SAP MA S SW MST 12 K	72, 84	XYZ MJ	152
SAP MA S SW MST 16 K	72, 84	XYZ POLE DCH	150
SAP MA S SW MST 8 K	72, 84	XYZ POLE ECH	150
SAP MA S WL MST 12 K	74	XYZ POLE SLOT	150
SAP MA S WL MST 16 K	74		
SAP MA S WL MST 8 K	74		
SAP MA SL	118		
SAP MA SL 16 ANT CTR K	88		
SAP MA SL 16 ANT SIDE K	90		
SAP MA SL 16 CLMP K	88		
SAP MA SL 16 FTM K	88		
SAP MA SL 24 ANT CTR K	88		
SAP MA SL 24 ANT SIDE K	90		
SAP MA SL 24 CLMP K	88		
SAP MA SL 24 FTM K	88		
SAP MA SL POLE DCH K	90		
SAP MA SL POLE SLOT K	90		
SAP MA SL WL DIR K	90		
SAP MA SL WL MST 12 K	90		
SAP MA SL WL MST 16 K	90		
SAP MA SL WL MST 8 K	90		
SAP MJ	122		
SAP MST 12	128		

# Selling Policy

This Selling Policy supercedes all previous selling policies. Prices, discounts and product offerings are subject to change without notice.	
<b>Terms &amp; Conditions of Sales</b>	Sales by Knoll, Inc. or Knoll North America Corp. ("Seller") of Knoll Product Lines (hereinafter "Products") within the United States and Canada are made only on the terms which are contained in this Selling Policy. Seller hereby gives notice of its objection to any different or additional terms and conditions. This sale is expressly conditional upon Purchaser's assent to the terms and conditions set forth below. Additional terms and conditions may apply to KnollStudio and KnollTextiles orders. These terms and conditions may be modified or supplemented only by a written document signed by an authorized representative of Seller. These terms and conditions supercede any prior and/or contemporaneous agreements or correspondence between Purchaser and Seller. Written quotations expire thirty (30) days from the date of issuance and can be withdrawn by written notice anytime during that period. Where Purchaser and Seller have entered into the Knoll Electronic Terms and Conditions, all orders, acknowledgements, invoices and other business communications placed or transmitted in accordance with the Knoll Electronic Terms and Conditions shall be deemed to be in writing and signed and shall be valid for all purposes as if they were originated and maintained in documentary form.
<b>Ordering Information</b>	All orders must be in writing. The product pattern number(s) contained on Seller's order acknowledgement shall be the final expression of the order.
<b>Order Confirmation</b>	A purchase order is not binding on Seller until Purchaser has received Seller's order confirmation or acknowledgment.
<b>Pricing Policies</b>	List prices are subject to change without notice. List prices shall be those prices in effect on the date of receipt of a complete purchase order unless shipment is requested more than ninety (90) days after order entry in which case prices in effect on the date of shipment apply. List prices include specified freight costs. Unless specified in writing by Seller, no other charges are included in Seller's list prices.
<b>Taxes</b>	All sales, use, excise and other taxes applicable to the sale of the Products shall be paid by Purchaser. If Purchaser claims an exemption from any tax, Purchaser shall submit to Seller the appropriate exemption certificates.
<b>Terms of Payment</b>	Payment for one hundred percent (100%) of the net order amount is due within thirty (30) days of the date of invoice, which is generally issued upon shipment. In case of any discrepancies, such as shortages, and Seller is notified in writing within ten (10) days of receipt of Product, only that portion may be deducted and the balance paid. For orders greater than \$100,000 net, a fifty percent (50%) deposit is due at the time of order placement, with the remainder due within thirty (30) days of the date of invoice. KnollStudio orders less than \$2,000 require payment for one hundred percent (100%) of the net order amount (including any applicable sales tax and charges for inside delivery, special packaging, etc.), due at time of order placement. For KnollStudio orders greater than \$2,000, a one-half (50%) deposit is due at time of order placement with the remainder (including any applicable sales tax and charges for inside delivery, special packaging, etc.) due prior to shipment. If, in the judgment of Seller, Purchaser's financial condition does not justify the terms of the payment, Seller may require full or partial payment in advance. Past due accounts shall be charged one and one-half percent (1.5%) per month, or the highest rate permitted by law, whichever is less, and will be added to the outstanding balance. In the event Purchaser defaults on payment, Purchaser shall be liable for all collection costs, including reasonable attorney's fees and costs.
<b>Changes and Cancellation</b>	Purchase orders may not be changed or cancelled, in whole or in part, without prior written consent of Seller. Changes may effect delivery dates. Expenses incurred because of changes shall be charged to Purchaser. In the event of cancellations, Purchaser will be liable for reasonable cancellation charges established by Seller. Orders for special Product, orders including "COM" (hereinafter defined) material and orders pursuant to expedited delivery programs, may not be canceled.
<b>Freight Prepaid</b>	Freight is prepaid and included in the price of all Products, except KnollTextiles, within the 48 contiguous United States for orders placed with Knoll, Inc. and within Canada, excluding the Yukon, Northwest Territories, Nunavut and Newfoundland for orders placed with Knoll North America Corp. Packing is tested for rigorous motion and transportation but is not guaranteed to protect furniture from all conditions. If special packaging is required for any reason, please consult with your sales representative or dealer. Seller shall select the method of shipment and routing. Freight for all KnollTextiles orders is prepaid and added to the invoice.
<b>Delivery/Freight Charges</b>	Shipments outside the contiguous 48 United States and Canada shall be shipped F.O.B. Origin. For shipments outside the contiguous United States and Canada, Purchaser is responsible for the cost of freight from point of embarkation, including any handling and transportation charges incidental to loading at the point of departure and unloading at the final destination. Conditions beyond the control of Seller, including weather, available facilities and traffic conditions, may affect exact time of delivery. Seller shall not be responsible for specific carrier delivery date or time unless it has made a specific delivery commitment, in writing. Nonstandard methods of shipment and/or additional services are available upon request. Purchaser will be billed for the differential cost of any special services in excess of standard surface carrier freight costs. Premium charges, at Purchaser's request, will be added for airfreight, exclusive use of vehicle and extra, export or special packaging. Accessorial charges will be added for inside delivery, extra labor, reconsignment and redelivery. Partial shipments may be made and invoiced by Seller.
<b>Claims</b>	All shipments for Knoll Products within the contiguous United States and Canada are F.O.B. Origin. All risk of loss passes to Purchaser at time of delivery to carrier. Purchaser shall inspect all Products upon receipt and notify Seller within ten (10) working days after receipt of any damage or defects which are, or should be, apparent from an inspection of the Product and its packaging. Failure of Purchaser to notify Seller during the ten (10) working day period shall constitute acceptance of the Products and waiver of any apparent defects, errors or shortages. For all claims relating to Product damaged in transit or for any other claims relating to or arising out of the transportation of the Product, Purchaser must seek recovery from the carrier and Seller has no liability to Purchaser for such claims. Seller may, upon request, assist Purchaser with filing of such claims with the carrier, but Seller will not be liable for any of these transportation related claims.
<b>Seller's Security Interest</b>	Until Seller receives the full payment for the Product, Seller shall have a security interest in the Product. Purchaser agrees to perform all acts, including but not limited to the execution and filing of documentation, which may be necessary to perfect and assure the security interest of Seller.
<b>Returns</b>	The return of Products without a written authorization by Seller shall not be accepted. To receive authorization for Product return, please call Customer Service. All Products that are returned pursuant to a valid authorization shall be subject to a twenty-five percent (25%) of list restocking charge. Products not currently offered for sale by Seller (including COM) shall not be authorized for return. All returned Products must be unused, in original condition and in the original Seller packing cartons. No refund or credit shall be given for damaged Products.
<b>Held Orders/Storage</b>	If Purchaser requests that an order be held or delayed, prices and terms and conditions in effect at the time of shipment shall apply. If Purchaser requests a delay after the time when Seller can defer production, Purchaser will be invoiced for the Product, payable in accordance with standard terms, when the order is ready for shipment. Seller may transfer the Product to storage, in which case all expenses incurred in connection with storage, including demurrage, preparation for storage, storage charges and handling shall be payable by Purchaser upon submission of invoices by Seller. Risk of loss to the Product shall pass to the Purchaser upon delivery of the Product into storage.

# Selling Policy

<b>Customer's Own Material</b>	<p>A Purchaser who requests a fabric or other surface material not standard to Seller's line of Products ("COM") must submit samples of the requested material to Seller prior to entry of a purchaser order. Seller shall determine if the material is suitable to its manufacturing processes and meets any requirements of Underwriters Laboratories. If the COM is acceptable, Seller will then establish a price for using the COM or the Product in question. For a description of the procedures for submitting samples and testing, contact customer resources or your sales representative. Seller shall have no responsibility for the appearance, condition, performance, durability, colorfastness or any other physical attribute of the COM. Purchaser shall indemnify and hold Seller harmless for any damages, injuries or losses arising out of or related to use of the COM on the Product.</p>
<b>Warranty</b>	<p>Seller warrants to the original Purchaser only that the Products Seller manufactures and sells to Purchaser are free of defects in workmanship and materials, during the applicable warranty period set forth below.</p> <p>Warranty period set forth below is for 24-hour, 7 days a week, multi shift use (includes parts and labor to repair).</p> <p>Should any failure to conform with this limited warranty appear to a Product listed below during the applicable warranty period from the date of shipment, Seller shall, upon prompt written notice, repair or replace, at its option and costs, the affected part or parts.</p> <p><i>Product and Period of Warranty</i></p> <p><i>Lifetime: Antenna Workspaces, AutoStrada, Calibre, Crinion Open Table, Currents, Dividends Horizon, Equity, Morrison, Reff Profiles laminate, Series 2 Storage, Template and other non-wood components (except cascade edge worksurfaces, operational parts, controls, electrical, Lighting, Series 2 Veneer Front Storage, special or custom products, see below)</i></p> <p><i>12 Years: Chadwick, Essentials Work Chairs, Generation by Knoll, Life, Moment, MultiGeneration by Knoll, ReGeneration by Knoll, RPM, Sapper and Toboggan seating (except seating upholstery, textiles, leathers and finishes, see below).</i></p> <p><i>10 Years: Anchor Storage except digital keypad lock, Antenna Workspaces, AutoStrada, Crinion Open Table, Dividends Horizon, Reff Profiles, Template wood components, Series 2 Veneer Front Storage, cascade edge worksurfaces, Wood Casegoods (The Graham Collection) (except wood casegoods upholstered surfaces, see below), Interaction tables (except height adjustment mechanisms for Counterforce, crank-adjustable, and split-top tables and worksurfaces, see below), Reuter overheads, Reuter vertical storage, KnollExtra Sapper Monitor Arm Collection, Adjustable keyboard mechanisms and platforms, Communication Boards (except fabric board textiles, see below), Smokador collection (except leathers, see below), and Orchestra Universal Systems Accessories.</i></p> <p><i>5 Years: Operational parts, controls, electrical, Lighting (except light ballasts, bulbs and power supply, see below), special or custom product, wood veneer products, Currents handcrank, Interaction Counterforce, Interaction crank-adjustable, and split-top mechanisms, KnollStudio, Spark Series seating structural elements, Richard Schultz outdoor products, KnollExtra CPU storage and all universal storage drawers and Power Collection.</i></p> <p><i>3 Years: Seating upholstery, textiles, leathers and finishes. Fabric boards textiles and Smokador Collection leathers.</i></p> <p><i>2 Years: Anchor Storage digital keypad lock, all other KnollExtra product</i></p> <p><i>1 Year: Light ballasts, bulbs and power supply, seating upholstered armpads and soft armpads, wood casegoods upholstered surfaces. KnollStudio Maya Lin and Spark Series seating finishes.</i></p> <p>This warranty does not apply to:</p> <ul style="list-style-type: none"><li>• Damage caused by a carrier other than the Seller.</li><li>• Normal wear and tear or acts or omissions of parties other than Seller (including user modification, improper use or installation of Products).</li><li>• COM or other third party materials applied to Products.</li><li>• Products not installed by or under the auspices of a Knoll Dealer.</li><li>• Dramatic temperature variations or exposure to unusual conditions.</li><li>• Changes in surface finishes, including colorfastness due to aging or exposure to light.</li><li>• Except as specifically noted above, textiles and upholstery supplied by <i>KnollTextiles</i> (consult current <i>KnollTextiles</i> price list for applicable warranty).</li></ul> <p>Natural variations occurring in wood, marble, and leather shall not be considered defects, and the Seller does not guarantee the colorfastness or matching of the colors, grains or textures, or surface hardness of such materials. The Seller also does not guarantee the colorfastness of fiberglass panel surfaces. THE EXPRESS WARRANTIES CONTAINED HEREIN ARE IN LIEU OF ALL OTHER WARRANTIES, EXPRESS OR IMPLIED, INCLUDING ANY WARRANTIES OF MERCHANTABILITY AND FITNESS FOR PARTICULAR PURPOSE AND ALL OTHER WARRANTIES ARISING FROM COURSE OF DEALING OR USAGE OF TRADE.</p> <p>The remedies provided above are the Purchaser's sole remedies for any failure of Seller to comply with its obligations regarding the workmanship of its Products. Correction of any nonconformity in the manner and for the period of time provided shall constitute complete fulfillment of all liabilities of Seller, with respect to or arising out of the Product furnished hereunder.</p>
<b>Delay/Force Majeure</b>	<p>Seller shall not be liable for failure to perform or for delay in performance due to fire, flood, strike or other labor difficulty, act of God, act of any governmental authority or of the Purchaser, riot, embargo, fuel or energy shortage, wrecks or delay in transportation, inability to obtain necessary labor, materials or manufacturing facilities from usual sources or failure of suppliers to meet their contractual obligations, or due to any cause beyond its reasonable control. If any such event occurs, Seller may extend delivery dates by a period of time necessary to overcome the effect of such delay, allocate available Product or cancel any purchase order.</p>
<b>Compliance with Law</b>	<p>PURCHASER IS SOLELY RESPONSIBLE FOR COMPLIANCE WITH ALL APPLICABLE FEDERAL, STATE AND LOCAL LAWS, ORDINANCES, REGULATIONS, RULES AND STANDARDS RELATING TO THE INSTALLATION, MAINTENANCE, USE AND OPERATION OF THE PRODUCTS.</p>
<b>Patents</b>	<p>Subject to the following provisions, Seller shall, at its own expense, defend or, at its option, settle any claim, suit or proceeding brought against the Purchaser, and/or its vendees, mediate and immediate, so far as based on an allegation that any Product or any part thereof furnished hereunder constitutes a direct or a contributory infringement of any claim of any patent of the United States or Canada. This obligation shall be effective only if Purchaser shall have made all payments then due hereunder and if Seller is notified promptly in writing and given authority, information and assistance for the defense of said claim, suit or proceeding. Seller shall pay all damages and costs awarded in such suit or proceedings so defended.</p> <p>The foregoing indemnity does not apply to the following:</p> <ul style="list-style-type: none"><li>• Products supplied according to a design other than that of Seller, and which is required by the Purchaser.</li><li>• Combination of the Product with another product not furnished hereunder unless Seller is a contributory infringer.</li><li>• Any settlements of a suit or proceeding made without Seller's written consent.</li></ul>
<b>Limitations of Liability</b>	<p><b>SELLER, ITS CONTRACTORS, AUTHORIZED DEALERS AND SUBCONTRACTORS OR SUPPLIERS OF ANY TIER SHALL NOT BE LIABLE TO PURCHASER FOR ANY SPECIAL, INDIRECT, INCIDENTAL OR CONSEQUENTIAL DAMAGES ARISING FROM A BREACH OF THIS AGREEMENT.</b></p> <p>Purchaser's remedies set forth herein are exclusive and the liability of Seller with respect to the breach of this agreement or any contract entered into between the parties pursuant hereto shall not exceed the price of the Product or part on which such liability is based.</p>



# General Ordering Information

---

## **The Products**

This guide encompasses all standard products for this product group.

## **Sizes**

Dimensions listed in this guide are indicated as:

H = height

W = width

D = depth

Dia. = diameter

Rad. = radius

## **Pricing**

All prices shown are list.

## **How to Order**

Select pattern numbers and quantities required for your complete installation. Product questions can be addressed in the specific sections of this guide or by contacting your sales representative or customer resource representative at 1-800-343-5665.

Next, select options (if required), along with colors and finishes appropriate to each product. Reference the Finishes and Fabrics pages for color designations.

On large installations, an item's "designated area" can be specified to assist in product organization and handling.

To expedite complete / correct entry of your order, be certain all pattern numbers, quantities, colors and area identifications are completely specified. Also, include complete purchase order numbers, bill-to and ship-to addresses, a contact name and specific factory shipping dates required.

## **Mail all orders to:**

Knoll, Inc.  
1235 Water Street  
East Greenville, PA 18041  
Attention: Order Entry

Once your order is entered at Knoll, an acknowledgment will be mailed to you. You will be advised of your scheduled shipping date within five days of the original acknowledgment. If it is necessary to revise your order, please contact your customer resource representative.

## Sustainability Statement

---

Sustainable design is a key component of Knoll's environmental focus. Our commitment to social responsibility and a healthy environment has prompted us to further articulate our longstanding environmental programs and, with encouragement and support from our colleagues in the industry, we have re-energized our focus on such "green" initiatives as life cycle analysis and LEED™ certification. Knoll is proud to have contributed to projects that have received LEED certification from the U.S. Green Building Council.

For the latest information on Knoll products that help our customers achieve LEED certification, log on to [knoll.com](http://knoll.com), click on "About Knoll" and then "Environmental Focus."