

Table of Contents

Introduction	Knoll and Sustainable Design	2
Series 2 Storage Overview	Series 2 Pedestals	3
	Series 2 Overhead Storage	4
	Series 2 Storage Towers	8
Series 2 Storage Finish Selections	Series 2 Storage Finish Selections	9
Series 2 Steel Front Storage	Pedestals Steel Front	10
	Overhead Storage Steel Front with Dividends Mounting Brackets	13
	Overhead Storage Steel Front with Reff Mounting Brackets	16
	Storage Towers Steel Front	18
Series 2 Veneer Front Storage	Pedestals Veneer Front	55
	Overhead Storage Veneer Front with Dividends Mounting Brackets	58
	Overhead Storage Veneer Front with Reff Mounting Brackets	61
	Bookshelves with Reff Mounting Brackets	63
	Storage Towers Veneer Front	64
Series 2 Morrison Front Storage	Pedestals Morrison Front	93
	Overhead Storage Steel Front with Morrison Mounting Brackets	96
	Bookshelves with Morrison Mounting Brackets	98
	Storage Towers Morrison Front	99
Series 2 Currents Front Storage	Pedestals Currents Front	130
	Storage Towers Currents Front	133
Accessories	Pedestals Accessories	167
	Overhead Storage Accessories	169
	Storage Tower Accessories	171
Alpha-Numeric Index		177
Selling Policy		181
KnollKey Lock Program		183
General Ordering Information		184

Knoll and Sustainable Design

Each year Knoll sets key initiatives in our journey to sustainability. We are members of a global consortium on energy, have adopted a scientific, metrics-based approach to sustainable product design, and maintain a leadership position in establishing universal, verifiable, sustainability standards for our industry.

Knoll promotes independent third-party certification because it provides the most impartial and trustworthy foundation for industry-wide environmental compliance. Certification by established and respected third parties ensures that all manufacturers are held to the same high standards and that customers can trust a company's declaration about the environmental benefits of its products. Knoll third-party partners include: the International Standards Organization (ISO); Forest Stewardship Council (FSC); GREENGUARD® Environmental Institute; and Chicago Climate Exchange (CCX®).

In addition, Knoll is aligned with the U.S. Green Building Council and can help companies, healthcare organizations and educational institutions achieve Leadership in Energy and Environmental Design (LEED®) workplace certification.

1. Global Climate Change

- Knoll is a sponsor of the Clinton Global Initiative, which brings together a community of global leaders to devise and implement solutions to some of the world's most pressing challenges, including environmental change.
- Knoll is a member of the Chicago Climate Exchange, which promotes greenhouse gas reduction through the trading of credits earned for reducing emissions.
- Knoll has a comprehensive Energy Management Program to increase energy efficiency in products and processes.

2. Life Cycle Assessment (LCA) Tool

Life Cycle Assessment is a science-based measurement of a product's environmental impacts throughout its life cycle, from raw materials sourcing through manufacture, shipping, use, and re-use or end-of-life. LCA enables cradle-to-cradle implementation of sustainable practices.

- Knoll partners with The Green Standard.org (formerly the International Design Center for the Environment, or IDCE) to develop an affordable, universal, ISO-compliant computer-based LCA tool that can be used by the entire contract furniture industry.

An affordable universal LCA tool has enormous potential value to:

- Help stop dangerous and irreversible climate change
- Conserve natural resources and reduce waste
- Improve quality of life
- Eliminate market confusion about green products using real metrics and sound science
- Facilitate design innovation
- Advance the sustainability triple bottom line: environment, economics and social equity

3. Setting Industry Standards

- Knoll partners with MTS (Market Transformation to Sustainability) to develop the SMART® Standard, a set of consensus-based sustainable product standards based on the LEED® model, for all building products, fabric, apparel, flooring and carpet. MTS, the developer of the SMART Standard, is an accredited American National Standards Institute (ANSI) standard developer.
- Knoll also participates in an ongoing BIFMA (Business and Institutional Furniture Manufacturers Association) initiative to establish sustainability standards for the contract furniture industry.
- Our goal is to encourage all manufacturers in the contract furniture and related industries to adopt standards that will lead to sustainable products and practices.

For more information about Knoll environmental, health and safety programs, visit knoll.com/environment.

Series 2 Pedestals

Floorstanding, Doublewide, Mobile - Specifications

Series 2 Floorstanding Pedestals

Series 2 floorstanding pedestals are used to support worksurfaces in both panel wrapped and freestanding applications. No cantilevers or other supports are required at the end of the worksurface supported by a pedestal.

Two drawer configurations are available: box/box/file and file/file. Pedestals are available with or without locks.

The Series 2, 24" deep pedestal come standard without a back. In panel applications or in freestanding desking applications where the desk is against the wall, a back is not necessary.

In desking applications where the back of the case is exposed, an optional back case is used to conceal the pedestals contents.

The 18" and 30" deep Series 2 pedestals include a back with each case.

Available Sizes (Nominal)

Depths: 18", 24" and 30"
Width: 15"
Height: 26⁷/₈"

Series 2 Doublewide Pedestals

The doublewide pedestal incorporates two 12" high drawers in a 30" or 36" width (18³/₄" depth) and is intended for below worksurface applications only. The doublewide's design allows for side-to-side letter or legal filing and front-to-back letter filing.

Doublewide pedestals cannot be used with 18" deep worksurfaces.

Available Sizes: (Nominal)

Depth: 18³/₄"
Width: 30" and 36"
Height: 26⁷/₈"

File drawer (doublewide pedestal)

- Internal height: 9³/₄"
- Internal width: 26³/₄" and 32³/₄"
- Internal depth: 15³/₄"

Construction

Pedestal specifications:

- Outer wrapper: 20-gauge steel
- Drawer front: 20-gauge steel (double wide front: 18-gauge)
- Pedestal back: 20-gauge
- ⁷/₈ extension ball bearing
- Full extension ball bearing
- Leveling glides: ³/₈" diameter steel stem with 1¹/₂" of height adjustment (double wide ped: ³/₁₆" diameter steel stem with a 1¹/₁₆" of height adjustment

Locks

Series 2 pedestals can be ordered with or without locks. Note, Individual locking drawers are not available.

Locks are randomly keyed unless otherwise specified. Other keying options include keyed alike or keyed with lock cores K001-K250. All locks are factory-installed and have a black finish.

24" Deep Cases

Internal Drawer Dimensions

Box drawer

- Internal height: 4⁷/₁₆"
- Internal width: 12¹/₁₆"
- Internal depths: 18³/₈"

File drawer

- Internal height: 9¹/₄"
- Internal width: 12¹/₁₆"
- Internal depths: 18³/₈"

Pedestal Accessories

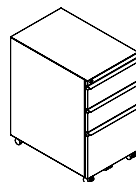
All Series 2 pedestal accessories including the hanging file channel must be specified separately. See page 167 for accessories.

Mobile Pedestals

Series 2 mobile pedestals provide moveable storage within a workstation and tuck beneath a worksurface when not in use. Available drawer configurations are box/file, box/box/file and file/file.

Note: Series 2 pedestals, should not be mixed with standard, Dividends, Morrison, Reff or Currents pedestals.

Mobile pedestals roll on four corner-mounted swivel casters and one bottom drawer-mounted caster for stability when the lower drawer is in the open position. The front corner casters are locking.



Mobile pedestals may be specified with an optional handle allowing easy mobility.

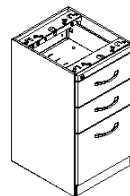
Keyed alike ordered separate, shipped separate.

All mobile steel pedestals include 13-gauge finished tops. A back is included with all Series 2 mobile pedestals.

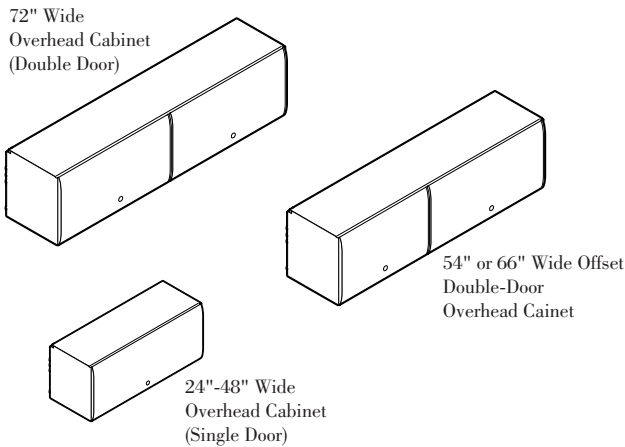
Pedestals may be specified without the top for attachment of a pedestal cushion. Pedestal cushion may be ordered through the Knoll Currents product line.

Series 2 Pedestals with Veneer Drawer Fronts

Series 2 pedestals may be specified with veneer fronts on floorstanding, mobile and doublewide pedestals.



Series 2 Overhead Storage Panel-Mounted Cabinets - Specifications



Overhead Cabinets and Book Shelves

Cabinets mount to the integral vertical channels on the systems specific panels to provide overhead storage within workstations.

Overhead cabinets consist of a top, shelf, end panels, overhead door with or without lock and required assembly screws. 24" to 48" wide cabinets have single doors while cabinets 54", 60", 66" and 72" wide have double doors. 54" wide overhead cabinets will ship with one 24" and one 30" door. 66" wide overhead cabinets will ship with one 30" and one 36" door. 54" and 66" overhead doors may be removed and reversed.

Overheads must match the width of single or multiple panels and cannot be mounted off-module.

All cabinets are shipped knocked-down.

Available Sizes (Nominal)

- Height: Cabinet 15"
- Depth: 14 1/8"
- Widths: 24", 30", 36", 42", 48", 54", 60", 66" and 72"

Cabinet and shelf specifications:


- Horizontal top and shelf: 18-gauge (24" to 48" wide), 16-gauge (60" to 72" wide) painted roll-formed steel
- Overhead door: 20-gauge painted roll-formed steel
- Overhead door end trim: Color injected, molded plastic
- End panels: 16-gauge painted steel with integral mounting hooks
- Overhead door suspension: Steel ball bearing

Interior Dimensions

The interior dimensions of overhead cabinets and shelves are:

- Depth: 12"
- Usable interior height: 12 5/8"
- Width: 1/8" shorter than the exterior width

Front View, Interior Height



Top View, Interior Depth



Cabinet Door Clearance

Cabinet doors open over the tops of cabinets. Required clearance is 16 1/4" total height (height of cabinet plus top clearance required).

Touchdown Overhead Cabinets

Touchdown overhead cabinets are equipped with hydraulic assist cylinders that allow the overhead cabinet front to gently fall to a closed position.

Touchdown mechanisms may be retrofitted in the field to any Series 2 overhead cabinet excluding Veneer fronts.

Task Lights

All cabinets and shelves will accept standard Dividends task lights. For information, please see accessories section for task lights. Task lights must be ordered separately.

Locks

Locks are standard on overhead cabinets and keyed randomly unless otherwise specified. Other keying options include keyed alike or keyed with lock cores K001-K250. All locks are factory-installed and are black finish. Cabinets can also be specified without locks if required. When locks are not specified a plug is located in the lock position. Optional lock retrofit kits are available for field installation at a later date if required. See page 183 for additional keying information.

Panel Upmount Overhead Cabinets used on Dividends panels

Upmount cabinets mount to 50" high panels to provide overhead storage within workstations as an alternative to overheads panel-mounted on 64" high panels. Upmount cabinets have full finished backs and require upmount brackets for mounting.

When installed on 50" high Dividends panels, upmount cabinets match up to the overall 64" height of panel-mounted overhead cabinets and freestanding overdesks to provide a consistent height within the facility.

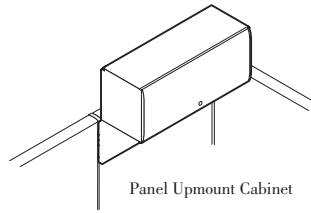
Overhead cabinets consist of a top, shelf, end panels, enclosed back, overhead door with or without lock and required assembly screws. 30" to 48" wide cabinets have single doors while cabinets 54", 60", 66" and 72" wide have double doors. 54" wide overhead cabinets will ship with one 24" and one 30" door. 66" wide overhead cabinets will ship with one 30" and one 36" door. 54" and 66" overhead doors may be removed and reversed.

Upmount cabinets are shipped knocked-down.

Upmount overheads must match the width of single or multiple panels and cannot be mounted off module.

Available Sizes (Nominal)

- Height: 15"
- Depth: 13 1/2"
- Widths: 30", 36", 42", 48", 54", 60", 66" and 72"



Panel Upmount Cabinet

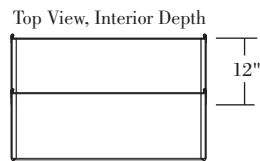
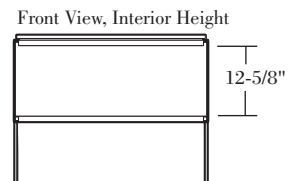
Series 2 Upmount cabinet specification:

- Horizontal top and shelf: 18-gauge (30" to 48" wide), 16-gauge (60" to 72" wide) painted roll-formed steel
- Overhead door: 20-gauge painted roll-formed steel
- Overhead door suspension: Steel ball-bearing
- Overhead door end trim: Color injected, molded plastic
- End panels: 16-gauge painted steel with integral mounting hooks
- Upmount brackets: 14-gauge steel

Interior Dimensions

Upmount cabinet interiors measure:

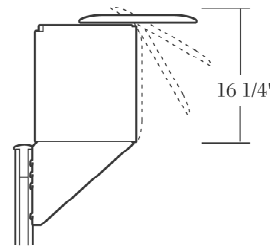
- Depth 12"
- Usable interior height: 12 5/8"
- Width: 1/8" shorter than the exterior width.



Cabinet Door Clearance

Cabinet doors open over the tops of cabinets. Required clearance is: 16 1/4" total height (height of cabinet plus top clearance required).

Side View, Door Clearance

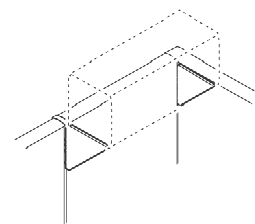


Available Sizes

- Height: 15"
- Depth: 13 1/2"
- Widths: 30", 36", 42", 48"

Upmount Brackets

Cabinet upmount brackets are required for upmount applications. Upmount brackets are ordered separately in pairs.



"Touchdown" Overhead Cabinets

Touchdown Overhead cabinets are equipped with hydraulic assist cylinders that allows the overhead cabinet front to gently fall to a closed position.

Retrofit mechanisms may be field added to any Series 2 overhead cabinet with the exception of Veneer front cabinets.

Locks

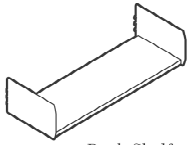
Locks are standard on overhead cabinets and keyed randomly unless otherwise specified. Other keying options include keyed alike or keyed with lock cores K001-K250. All locks are factory-installed and are black finish. Cabinets can also be specified without locks if required. When locks are not specified a plug is located in the lock position. Optional lock retrofit kits are available for field-installation at a later date if required. See page 183 for additional keying information.

Task Lights

All upmount cabinets will accept task lights. For information, please see accessories section for task lights. Task lights must be ordered separately.

Series 2 Overhead Storage

Panel-Mounted Bookshelves - Specifications



Book Shelf

Overhead Book Shelves

Book shelves mount to the integral vertical channels on panels to provide overhead storage within workstations.

Book shelves include a shelf, end panels, open back and required assembly screws.

Shelves must match the width of single or multiple panels and cannot be mounted off-module.

All book shelves are shipped knocked-down.

Available Sizes (Nominal)

- Height: shelf 8"
- Depth: 14 1/8"
- Widths: 24", 30", 36", 42", 48", 54", 60", 66" and 72"

Shelf Specifications

- Horizontal shelf: 18-gauge (24" to 48" wide), 16-gauge (60" to 72" wide) painted roll-formed steel
- End panels: 16-gauge painted steel with integral mounting hooks

Top View, Interior Depth



Available Sizes (Nominal)

- Height: 8"
- Depth: 12"
- Widths: 36", 42", and 48"

Task Lights Bookshelves

All shelves will accept standard Dividends task lights.

For information, please see accessories section. Task lights must be ordered separately.

Task Lights

Dividends task lights are available in standard and electronic ballast models. Task lights must be ordered separately from overhead cabinets and overdesk units.

All task lights include mounting hardware for attachment to overhead cabinets and shelves, upmount cabinets and freestanding overdesks.

Task light housings are painted dark grey.

Task Light Mounting Positions

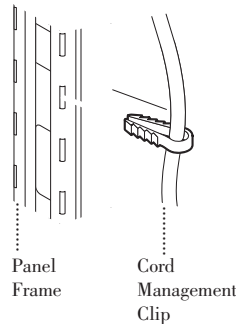
Task lights have adjustable mounting brackets that lock into integral channels in the underside of the cabinet's lower shelf. The spring steel adjustable mounting brackets flex to install without requiring tools and allow the light to be positioned at any position side-to-side and front-to-back.

Cordset Wire Management

The cordset exits out of the center back of the task light housing. This allows the cordset to be positioned either to the right or left of the task light to access the closest available duplex.

Cord Management Clips

Cord management clips attach to the integral slotted channels on panel frames to manage task light cordsets. Clips are $\frac{3}{8}$ " high black molded plastic construction. Additional cord management clips can be ordered separately.



New York City Applications

Task lights are approved for New York City installations.

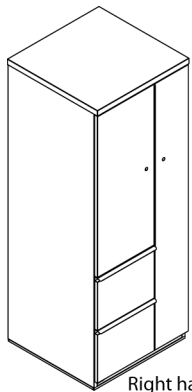
City of Chicago Applications

City of Chicago task lights have a 9' power cord with a resettable circuit breaker built into the plug. To specify City of Chicago task lights, add a "CH" suffix to the end of the pattern number.

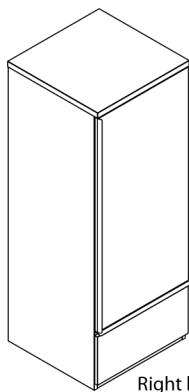
Specifications

Task Lights

Specify task light one size or less than the overall cabinet or overdesk width. Task lights are dark grey finish.



Right hand shown



Right hand shown

Series 2 Storage Tower

Series 2 freestanding storage towers are stand-alone storage units that provide vertical storage.

Available Sizes (Nominal)

Depth: 24"
 Width: 15", 24", 30"
 Height: 42", 50" and 64"

Constructions

Series 2 storage towers match the aesthetic of the Series 2 pedestal and double wide pedestal.

Storage Tower specifications:

- Outer wrapper: 20-gauge steel
- Door front: 20-gauge steel
- Drawer front: 20-gauge steel
- Storage tower cap: 20-gauge steel
- Tower base: 18-gauge steel
- Box drawer suspension: Full ball bearing slides
- Leveling glides: 3/8" diameter steel stem with 1" of height adjustment
- Vertical supports: 18-gauge steel

Locks

Storage towers can be ordered with or without lock. When specified without locks plugs, a lock plug is included. An optional lock retrofit kit is available for field installation of locks at a later date.

Locks are keyed randomly unless otherwise specified. Other options include keyed alike or keyed with lock cores K001-K250. All locks are factory installed and have a black finish

- Single door towers: Include (2) locks (except full-height door)
- Double door towers: Include (2) locks
- Wardrobe towers: Include (3) locks
- 15" wide Side Access Bookcase and Display towers: Include (1) lock
- 24" wide Side Access Bookcase and Display towers: Include (2) locks

See page 183 for additional keying information.

Storage Tower Accessories

Hanging file bars for front to back and side-to-side filing for the lateral file are included with the storage tower. Please see accessories section for optional drawer accessories.

Note: When a tower is specified with a wardrobe, the handedness of the case is determined by the location of the wardrobe.

For single door units without a wardrobe, the handedness of the case is determined by the hinge side of the door.

For side access bookcase and display towers without wardrobes, the handedness is determined by the orientation of the Bookcase.

Note: Worksurfaces may be connected to side access bookcase and display towers only. This may be accomplished by using the worksurface splice kit pattern DT3WSP. Remember to specify a finish color.

Shelves

All Series 2 towers are shipped with (1) user adjustable shelf, with the exception of 64" tall Side Access Bookcase and Display towers which ship with (2).

Knoll Color Program

Core Paint Finishes

Specify Core finishes for all new customers

P1 Paint Finishes

- 111 Jet Black
(was 27 Matte Black)
- 112 Brown
- 113 Dark Grey (was Y3)
- 114 Folkstone Grey
- 115 Medium Grey
- 116 SandStone
- 117 Soft Grey (was E)

P1 Textured Paint Finishes

- 111T Textured Jet Black
- 112T Textured Brown
- 113T Textured Dark Grey
- 114T Textured Folkstone Grey
- 115T Textured Medium Grey
- 116T Textured SandStone
- 117T Textured Soft Grey

P2 Paint Finishes

- 611 Beige Mist Metallic
- 612 Medium Metallic Grey
(was J)

P2 Textured Paint Finishes

- 611T Textured Beige Mist
Metallic
- 612T Textured Medium
Metallic Grey

P3 Paint Finishes

- 118 Bright White
- 613 Silver (was 3)

P3 Textured Paint Finishes

- 118T Textured Bright White

Legacy Paint Finishes

Specify Legacy Finishes to match existing product only. Legacy finishes are not available for new customers

P1 Paint Finishes

- Y1 Pewter

P2 Paint Finishes

- W Light Tan Metallic
- H Beige Metallic

Knoll Legacy Finish Selections Series 2 Veneer Front Storage Finish Colors

P1 Paint Finishes

- LD Charcoal Grey
- LC Oyster Grey
- LE Willow Grey

P2 Paint Finishes

- 2 Metallic Flint
- U Light Metallic Grey
- V Dark Metallic Grey
- W Light Tan Metallic
- H Beige Metallic

Knoll Legacy Finish Selections Series 2 Morrison Front Storage Finish Colors

P1 Paint Finishes

- N2 Flint
- NW Light Tan
- NH Beige

P2 Paint Finishes

- 2 Metallic Flint
- U Light Metallic Grey
- W Light Metallic Tan
- H Metallic Beige
- V Dark Metallic Grey

P3 Paint Finishes

- B White

Knoll Legacy Finish Selections Series 2 Currents Front Storage Finish Colors

P1 Paint Finishes

- N2 Flint
- NW Light Tan
- NH Beige

P2 Paint Finishes

- 2 Metallic Flint
- U Light Metallic Grey
- W Light Metallic Tan
- H Metallic Beige
- V Dark Metallic Grey

P3 Paint Finishes

- B White

Color

All inside and outside case surfaces are painted in the same specified paint color.

Interior components and accessories are painted black. * **Note**, Series 2 pedestal accessories including hanging file bars must be ordered separately.

Note: For veneer front storage, specifiers must select a paint finish for the case as well as choosing a veneer selection for the front.

Custom Color Policy

For all colors outside the standard palettes for Series 2 storage as defined within this price list, Knoll will custom match to your specification according to the following requirements.

The request for custom paint color must be accompanied by a purchase order and by a master color match applied to metal, having dimensions of at least 3" X 5".

Knoll will evaluate the sample to determine application feasibility. Upon approval for application, Knoll will forward two factory samples with an assigned Knoll color name and code for customer approval. One of the approved samples must be signed and returned to Knoll before an order may be placed.

Upon receiving customer approval, Knoll will enter the order.

Custom colors will be processed at a P2 list price for standard non-metallic finishes or at a P3 list price for metallic or white finishes.

Extended lead-times may apply to custom paint match selections. Please consult your Customer Service Representative for current lead-time information.

For further assistance with ordering or specification of Series 2 storage products, consult your Knoll sales representative.

Veneer Finishes

Wood Finishes

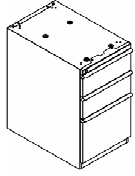
Veneer Name	Finish Code	Veneer Grade
Beech	(Y311)	Techwood V1
Medium Walnut	(Y323)	Techwood V1
Cherry	(Y319)	Techwood V1
Chestnut	(Y325)	Techwood V1
Mahogany	(Y328)	Techwood V1
Dark Mahogany	(Y326)	Techwood V1
Light Oak	(Y327)	Techwood V1
Ash	(Y324)	Techwood V1
Maple	(Y316)	Techwood V1
Medium Oak	(Y329)	Techwood V1
Bronze Cherry	(V312)	Natural V2
Maple	(V316)	Natural V2
Light Walnut	(V411)	Natural V2
Peacock Green Walnut	(V415)	Natural V2
Old English Walnut	(V417)	Natural V2
Smoked Walnut	(V418)	Natural V2
Mellow Cherry	(V431)	Natural V2
Light Fawn Cherry	(V433)	Natural V2
Medium Brown Cherry	(V436)	Natural V2
Chalk Oak	(V421)	Natural V2
Light Oak	(V423)	Natural V2
Amber Oak	(V425)	Natural V2
Brown Oak	(V427)	Natural V2

Note: All V2 Oaks are quarter cut. All other V2 finishes are flat cut.

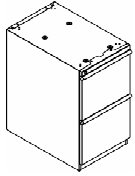
Pedestals Steel Front Floorstanding Pedestals

Series 2 Storage

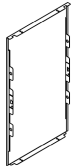
description	w	d	h	lock	pattern no.	P1	P2	P3
Floorstanding Pedestal with two box and one file drawer with lock	14 ⁷ / ₈ "	17 ¹ / ₄ "	26 ⁷ / ₈ "	Y	DS2PFL18A	\$517.	\$595.	\$620.
	14 ⁷ / ₈ "	23 ¹ / ₄ "	26 ⁷ / ₈ "	Y	DS2PFL24A	443.	510.	531.
	14 ⁷ / ₈ "	29 ¹ / ₄ "	26 ⁷ / ₈ "	Y	DS2PFL30A	597.	687.	719.



Floorstanding Pedestal with two file drawers with lock	14 ⁷ / ₈ "	17 ¹ / ₄ "	26 ⁷ / ₈ "	Y	DS2PFL18B	497.	572.	597.
	14 ⁷ / ₈ "	23 ¹ / ₄ "	26 ⁷ / ₈ "	Y	DS2PFL24B	420.	484.	504.
	14 ⁷ / ₈ "	29 ¹ / ₄ "	26 ⁷ / ₈ "	Y	DS2PFL30B	571.	655.	684.



Series 2 Floorstanding Pedestal Case Back	14 ⁷ / ₈ "	N/A	26 ⁷ / ₈ "	N/A	DS2XPB	76.	86.	89.
---	----------------------------------	-----	----------------------------------	-----	---------------	-----	-----	-----



Order Code

Example:	DS2PFL24A-117
DS2	Series 2 Steel Front
PF	Pedestal Floorstanding
L	Locking
24	Depth
A	Box/Box/File
117	Soft Grey paint finish

Specification Information

Deduct \$15 from the list price for non-locking units. Substitute the "L" with a "N" within the pattern number to designate a non-locking unit, *example* (DS2PFN18A).

Note:
24" deep floorstanding pedestals do not include a back panel. Back panels must be ordered separately. 18" and 30" floorstanding pedestals have backs standard.

Application Notes

Hanging rails and other accessories are not included and must be ordered separately. (*See pedestal accessories page (93), for pricing and ordering information*)

Critical Dimensions

Dimensions under, **w**, **d** and **h** are actual to the nearest ¹/₁₆"

24" Deep Floorstanding Pedestal Internal Drawer Dimensions

- Box drawer height: 4⁵/₁₆"
- Box drawer width: 12¹/₁₆"
- Box drawer depth: 18³/₈"
- File drawer height: 9¹/₄"
- File drawer width: 12¹/₁₆"
- File drawer depth: 18³/₈"

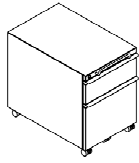
Pedestals Steel Front

Mobile Pedestals

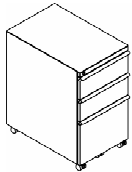
Series 2 Storage

Series 2 Steel Front Storage

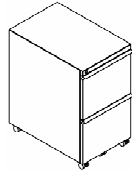
description	w	d	h	lock	pattern no.	P1	P2	P3
Mobile Pedestal with one box and one file drawer	14 ⁷ / ₈ "	16 ³ / ₄ "	20 ⁵ / ₈ "	Y	DS2PML18F	\$759.	\$874.	\$911.
	14 ⁷ / ₈ "	22 ³ / ₄ "	20 ⁵ / ₈ "	Y	DS2PML24F	544.	625.	651.



Mobile Pedestal with two box and one file drawer	14 ⁷ / ₈ "	16 ³ / ₄ "	26 ³ / ₈ "	Y	DS2PML18A	854.	982.	1,024.
	14 ⁷ / ₈ "	22 ³ / ₄ "	26 ³ / ₈ "	Y	DS2PML24A	607.	699.	729.



Mobile Pedestal with two file drawers	14 ⁷ / ₈ "	16 ³ / ₄ "	26 ³ / ₈ "	Y	DS2PML18B	828.	953.	994.
	14 ⁷ / ₈ "	22 ³ / ₄ "	26 ³ / ₈ "	Y	DS2PML24B	607.	699.	729.



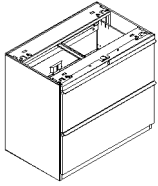
Order Code	Specification Information	Application Notes	Critical Dimensions
Example: DS2PML24A-117			
DS2 Series 2 Steel Front	Add \$50 list for Mobile Handle.	Hanging rails and other accessories are not included and must be ordered separately. (See pedestal accessories page (167), for pricing and ordering information)	Dimensions under, w , d and h are actual to the nearest 1/16"
PM Pedestal Mobile	Add a " P " between the " L " lock code and the case size to designate the handle option, <i>example</i> (DS2PMLP24A)		
L Locking	Deduct \$35 list for units without a top. Add an " O " in place of the " M " in the pattern number to designate the no-top option, <i>example</i> (DS2POL18A)		24" Deep Mobile Pedestal Internal Drawer Dimensions <ul style="list-style-type: none"> • Box drawer height: 4⁵/₁₆" • Box drawer width: 12¹/₁₆" • Box drawer depth: 9¹/₄" • File drawer height: 12¹/₁₆" • File drawer depth: 18³/₈"
24 Depth			
A Box/Box/File			
117 Soft Grey paint finish			

Pedestals Steel Front

Double Wide Pedestals

Series 2 Storage

description	w	d	h	lock	pattern no.	P1	P2	P3
Doublewide Pedestal with two file drawers	30"	18 ³ / ₄ "	26 ⁷ / ₈ "	Y	DS2DW30L	\$785.	\$903.	\$941.
	36"	18 ³ / ₄ "	26 ⁷ / ₈ "	Y	DS2DW36L	829.	954.	995.



Order Code

Example:	DS2DW30L-117
DS2	Series 2 Steel Front
DW	Doublewide Pedestal
30	30" wide
L	Locking
117	Soft Grey paint finish

Specification Information

Deduct \$20 from the list price for non-locking units. Substitute the "L" suffix with an "N" within the pattern number to designate a non-locking unit, *example* (DS2DW36L).

Application Notes

Doublewide pedestals are not intended for freestanding use and must be secured beneath a panel supported worksurface. (*See Calibre lateral files price list for two drawer files that can be used for freestanding applications*)

Critical Dimensions

Dimensions under, **w**, **d** and **h** are actual to the nearest ¹/₁₆".

Doublewide Pedestal Internal Drawer Dimensions

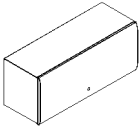
- Lateral drawer height: 9³/₄"
- Lateral drawer width: 26³/₄" and 32³/₂₄"
- Lateral drawer depth: 15³/₄"

Overhead Storage Steel Front with Dividends Mounting Brackets

Series 2 Storage

Panel Mount Overhead Storage

Series 2 Steel Front Storage

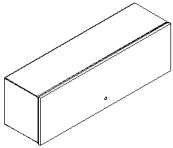
description	w	d	h	lock	pattern no.	P1	P2	P3
	23 ⁷ / ₈ "	14 ¹ / ₈ "	15"	Y	DS2PM24L	\$428.	\$493.	\$515.
	29 ⁷ / ₈ "	14 ¹ / ₈ "	15"	Y	DS2PM30L	428.	493.	515.
	35 ⁷ / ₈ "	14 ¹ / ₈ "	15"	Y	DS2PM36L	466.	536.	558.
	41 ⁷ / ₈ "	14 ¹ / ₈ "	15"	Y	DS2PM42L	509.	584.	608.
	47 ⁷ / ₈ "	14 ¹ / ₈ "	15"	Y	DS2PM48L	558.	642.	670.
	53 ⁷ / ₈ "	14 ¹ / ₈ "	15"	Y	DS2PM54L	664.	763.	797.
	59 ⁷ / ₈ "	14 ¹ / ₈ "	15"	Y	DS2PM60L	664.	763.	797.
	65 ⁷ / ₈ "	14 ¹ / ₈ "	15"	Y	DS2PM66L	739.	850.	887.
	71 ⁷ / ₈ "	14 ¹ / ₈ "	15"	Y	DS2PM72L	739.	850.	887.

Order Code	Specification Information	Application Notes	Critical Dimensions
Example: DS2PM24L-117			
DS2 Series 2 Steel Front	Deduct \$20 from the list price for non-locking units. Substitute the "L" suffix with an "N" within the pattern number to designate a non-locking unit, <i>example</i> (DS2PM24N). Units with two doors, deduct \$40 from the list. 24" through 48" wide units have a single door. 54" through 66" wide units have off-set double doors. 72" wide units have two doors. Units with two doors have two locks.	S2 panel mount overheads may be wall mounted using the Dividends Overhead Wall-mount Bracket. (See <i>S2 overhead accessories</i>) Touch Down kits are intended for use with steel door fronts only. (See <i>S2 overhead accessories for Touch-down kits for overheads</i>) Add \$150 list for Touch Down mechanism. Touch Down requires adding an "E" to the pattern number as indicated DS2PM24EL. For units with two doors add \$300 to the list.	Dimensions under, w , d and h are actual to the nearest 1/16".
PM Panel Mount Overhead			
24 24" wide			
L Locking			
117 Soft Grey paint finish			

Overhead Storage Steel Front with Dividends Mounting Brackets

Series 2 Storage

Up-Mount Overhead Storage

description	w	d	h	lock	pattern no.	P1	P2	P3
 Up-mount overhead cabinet with back and lock	29 ⁷ / ₈ "	14 ¹ / ₈ "	15"	Y	DS2UM30L	\$583.	\$670.	\$699.
	35 ⁷ / ₈ "	14 ¹ / ₈ "	15"	Y	DS2UM36L	601.	692.	722.
	41 ⁷ / ₈ "	14 ¹ / ₈ "	15"	Y	DS2UM42L	622.	713.	745.
	47 ⁷ / ₈ "	14 ¹ / ₈ "	15"	Y	DS2UM48L	632.	727.	757.
	53 ⁷ / ₈ "	14 ¹ / ₈ "	15"	Y	DS2UM54L	850.	977.	1,019.
	59 ⁷ / ₈ "	14 ¹ / ₈ "	15"	Y	DS2UM60L	850.	977.	1,019.
	65 ⁷ / ₈ "	14 ¹ / ₈ "	15"	Y	DS2UM66L	888.	1,021.	1,066.
	71 ⁷ / ₈ "	14 ¹ / ₈ "	15"	Y	DS2UM72L	888.	1,021.	1,066.

Series 2 Steel Front Up-Mount Bracket (Dividends)	⁷ / ₈ "	12 ³ / ₁₆ "	11 ³ / ₄ "	N/A	DB1U18	63.	69.	74.
---	-------------------------------	-----------------------------------	----------------------------------	-----	---------------	-----	-----	-----



Order Code	Specification Information	Application Notes	Critical Dimensions
Example: DS2UM30L-117 DS2 Series 2 Steel Front UM Up-Mount Overhead 30 30" wide L Locking 117 Soft Grey paint finish	Deduct \$20 from the list price for non-locking units. Substitute the "L" suffix with an "N" within the pattern number to designate a non-locking unit, <i>example</i> (DS2UM30N). Units with two doors, deduct \$40 from the list. 24" through 48" wide units have a single door. 54" through 66" wide units have off-set double doors. 72" wide units have two doors. Units with two doors have two locks. Up-mount overhead cabinets include an enclosed back. Up-mount brackets are required and must be ordered separately.	Touch Down kits are intended for use with steel door fronts only. (<i>See S2 overhead accessories for Touch-down kits for overheads</i>) Add \$150 list for Touch Down mechanism. Touch Down requires adding an "E" to the pattern number as indicated DS2UM30EL. For units with two doors add \$300 to the list.	Dimensions under, w , d and h are actual to the nearest ¹ / ₁₆ ".

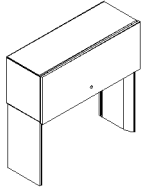
Overhead Storage Steel Front with Dividends Mounting Brackets

Series 2 Storage

Stanchion Mount Overhead Storage

Series 2 Steel Front Storage

description	w	d	h	lock	pattern no.	P1	P2	P3
Stanchion mount overhead cabinet with back and lock	35 ⁷ / ₈ "	14 ¹ / ₈ "	15"	Y	DS2OD36L	\$959.	\$1,103.	\$1,152.
	41 ⁷ / ₈ "	14 ¹ / ₈ "	15"	Y	DS2OD42L	978.	1,125.	1,174.
	47 ⁷ / ₈ "	14 ¹ / ₈ "	15"	Y	DS2OD48L	991.	1,139.	1,188.
	53 ⁷ / ₈ "	14 ¹ / ₈ "	15"	Y	DS2OD54L	1,207.	1,388.	1,450.
	59 ⁷ / ₈ "	14 ¹ / ₈ "	15"	Y	DS2OD60L	1,207.	1,388.	1,450.
	65 ⁷ / ₈ "	14 ¹ / ₈ "	15"	Y	DS2OD66L	1,245.	1,433.	1,494.
	71 ⁷ / ₈ "	14 ¹ / ₈ "	15"	Y	DS2OD72L	1,245.	1,433.	1,494.

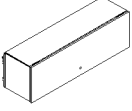


Order Code	Specification Information	Application Notes	Critical Dimensions
Example: DS2OD36L-117			
DS2 Series 2 Steel Front	Deduct \$20 from the list price for non-locking units. Substitute the "L" suffix with an "N" within the pattern number to designate a non-locking unit, <i>example</i> (DS2OD36N). Units with two doors, deduct \$40 from the list. 36" through 48" wide units have a single door. 54" through 66" units have off-set double doors. 72" wide units have two doors. Units with two doors have two locks. Stanchion mount overhead storage cabinets include an enclosed back.	Touch Down kits are intended for use with steel door fronts only. (See <i>S2 overhead accessories for Touch-down kits for overheads</i>) Add \$150 list for Touch Down mechanism. Touch Down requires adding an "E" to the pattern number as indicated DS2OD36EL. For units with two doors add \$300 to the list.	Dimensions under, w , d and h are actual to the nearest 1/16".
OD Stanchion Mount Overhead			
36 36" wide			
L Locking			
117 Soft Grey paint finish			

Overhead Storage Steel Front with Reff Mounting Brackets

Panel Mount Overhead Storage

Series 2 Storage

description	w	d	h	lock	pattern no.	P1	P2	P3
Panel mount overhead cabinet with lock 	23 ⁷ / ₈ "	14 ¹ / ₈ "	15"	Y	RS2PM24L	\$486.	\$510.	\$535.
	29 ⁷ / ₈ "	14 ¹ / ₈ "	15"	Y	RS2PM30L	486.	510.	535.
	35 ⁷ / ₈ "	14 ¹ / ₈ "	15"	Y	RS2PM36L	497.	523.	548.
	41 ⁷ / ₈ "	14 ¹ / ₈ "	15"	Y	RS2PM42L	510.	536.	563.
	47 ⁷ / ₈ "	14 ¹ / ₈ "	15"	Y	RS2PM48L	528.	554.	582.
	53 ⁷ / ₈ "	14 ¹ / ₈ "	15"	Y	RS2PM54L	725.	762.	800.
	59 ⁷ / ₈ "	14 ¹ / ₈ "	15"	Y	RS2PM60L	725.	762.	800.
	65 ⁷ / ₈ "	14 ¹ / ₈ "	15"	Y	RS2PM66L	749.	787.	828.
	71 ⁷ / ₈ "	14 ¹ / ₈ "	15"	Y	RS2PM72L	749.	787.	828.

Order Code

Example:	RS2PM24L-113
RS2	Series 2 Steel Front (Reff)
PM	Panel Mount Overhead
24	24" wide
L	Locking
113	Dark Grey

Specification Information

Deduct \$20 from the list price for non-locking units. Substitute the "L" suffix with an "N" within the pattern number to designate a non-locking unit, *example* (RS2PM24L). Units with two doors, deduct \$40 from the list.

24" through 48" wide units have a single door. 54" through 66" wide units have off-set double doors. 72" wide units have two doors. Units with two doors have two locks.

Note: this product features a steel front with Reff components mounting features.

Application Notes

Touch Down kits are intended for use with steel door fronts only. (*See S2 overhead accessories for Touch-down kits for overheads*)

Add \$150 list for Touch Down mechanism. Touch Down requires adding and "E" to the pattern number as indicated RS2PM30EL. For units with two doors add \$300 to the list.

Critical Dimensions

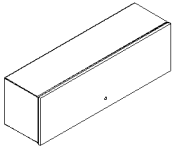
Dimensions under, **w**, **d** and **h** are actual to the nearest ¹/₁₆".

Overhead Storage Steel Front with Reff Mounting Brackets

Up-Mount Overhead Storage

Series 2 Storage

Series 2 Steel Front Storage

description	w	d	h	lock	pattern no.	P1	P2	P3
 Up-mount overhead cabinet with back and lock	23 7/8"	14 1/8"	15"	Y	RS2UM24L	\$607.	\$638.	\$670.
	29 7/8"	14 1/8"	15"	Y	RS2UM30L	607.	638.	670.
	35 7/8"	14 1/8"	15"	Y	RS2UM36L	627.	658.	692.
	41 7/8"	14 1/8"	15"	Y	RS2UM42L	646.	679.	711.
	47 7/8"	14 1/8"	15"	Y	RS2UM48L	657.	691.	725.
	53 7/8"	14 1/8"	15"	Y	RS2UM54L	886.	930.	976.
	59 7/8"	14 1/8"	15"	Y	RS2UM60L	886.	930.	976.
	65 7/8"	14 1/8"	15"	Y	RS2UM66L	921.	967.	1,016.
71 7/8"	14 1/8"	15"	Y	RS2UM72L	921.	967.	1,016.	

Series 2 Veneer Front Up-mount Overhead Bracket (Reff)	12 3/16"	7/8"	11 3/4"		RB1U18	267.	281.	295.
--	----------	------	---------	--	---------------	------	------	------



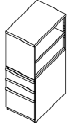
Order Code	Specification Information	Application Notes	Critical Dimensions
Example: RS2UM30L-113			
RS2 Series 2 Steel Front (Reff)	Deduct \$20 from the list price for non-locking units. Substitute the "L" suffix with an "N" within the pattern number to designate a non-locking unit, <i>example</i> (RS2UM30N). Units with two doors, deduct \$40 from the list. 24" through 48" wide units have a single door. 54" through 66" wide units have off-set double doors. 72" wide units have two doors. Units with two doors have two locks. Up-mount brackets are required and must be ordered separately.	Touch Down kits are intended for use with steel door fronts only. (See <i>S2 overhead accessories for Touch Down kits for overheads</i>) Add \$150 list for Touch Down mechanism. Touch Down requires adding and "E" to the pattern number as indicated RS2UM30EL. For units with two doors add \$300 to the list.	Dimensions under w , d and h are actual to the nearest 1/8".
UM Up-Mount Overhead			
30 30" Wide			
L Locking			
113 Dark Grey			

Storage Towers Steel Front

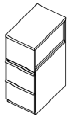
15" Wide Storage Towers

Series 2 Storage

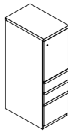
description	type	w	d	h	lock	pattern no.	P1	P2	P3
42" High Side Access Bookcase tower with two box and one file drawer (right hand shown)	left hand	14 ⁷ / ₈ "	23 ¹ / ₂ "	41 ⁵ / ₁₆ "	Y	DT3SBLH4215BBFL	\$1,347.	\$1,549.	\$1,616.
	right hand	14 ⁷ / ₈ "	23 ¹ / ₂ "	41 ⁵ / ₁₆ "	Y	DT3SBRH4215BBFL	1,347.	1,549.	1,616.



42" High Side Access Bookcase tower with two file drawers (right hand shown)	left hand	14 7/8"	23 1/2"	41 5/16"	Y	DT3SBLH4215FFL	1,285.	1,479.	1,543.
	right hand	14 ⁷ / ₈ "	23 ¹ / ₂ "	41 ⁵ / ₁₆ "	Y	DT3SBRH4215FFL	1,285.	1,479.	1,543.



50" High Single Door tower with two box and one file drawer (right hand shown)	left hand	14 ⁷ / ₈ "	23 ¹ / ₂ "	48 ⁵ / ₁₆ "	Y	DT3SLH5015BBFL	1,579.	1,816.	1,895.
	right hand	14 ⁷ / ₈ "	23 ¹ / ₂ "	48 ⁵ / ₁₆ "	Y	DT3SRH5015BBFL	1,579.	1,816.	1,895.



Order Code

Example:	DT3SBLH5715BBFL-117
DT3	Series 2 Steel Front
SB	Side Access Bookcase
LH	Left Hand Access
57	57" High
15	15" Wide
B	Box Drawer
B	Box Drawer
F	File Drawer
L	Locking
117	Soft Grey paint finish

Specification Information

For non-locking towers, deduct \$60 from the list price for single door and double door units or \$75 list for wardrobe units. Substitute the "L" suffix with an "N" within the pattern number to designate a non-locking unit, example (DT3SLH5015BBFN)

"M" drawers consisting of a box drawer body with a file drawer head are available by substituting any two "B" or any one "F" character within the pattern number, example (DT3SLH5015MFN). Multiple "M" drawers may be specified providing they equal the total modules available.

A 6" drawer, behind a cupboard door is available by adding the numeral 1 to the end of the pattern number, example (DT3SLH6415BBFL1)**Note:** 6" drawers behind doors are not available within the wardrobe portion of towers. Drawers behind doors can be specified with fronts painted in one of 6 accent colors. If an accent color is not selected the fronts will be painted black. Accent colors include, (MEY) Memo Yellow, (MRG) Marine Grey, (SFG) Seafoam Green, (REG) Robbins Egg Blue, (SSP) Sunset Pink and (KRD) Knoll Red.

Note: Drawer behind door list pricing is as follows: 1= \$250

Application Notes

Hanging rails and other accessories are not included and must be ordered separately. Hanging rails are included with 24" and 30" wide lateral drawers only. (See *Tower Accessories for pricing and order entry information*)

Half depth adjustable shelves and coat hooks may be ordered separately allowing the cupboard area of the 15", 24" and 30" wide towers to support binders as well as shorter coats. (See *Tower Accessories for pricing and order entry information*)**Note: Series 2 Steel front doors are standard without a handle. Handles may be ordered for cupboard doors as a special.**

Single door towers: Include (2) locks

Double door towers: Include (2) locks

Wardrobe towers: Include (3) locks

15" wide Side Access Bookcase and Display towers: Include (1) lock

24" wide Side Access Bookcase and Display towers: Include (2) locks

Critical Dimensions

Dimensions under, **w**, **d** and **h** are actual to the nearest 1/16"

42", 50", 57" and 64" Tower Internal Dimensions

- Box and M drawer height: 4⁵/₁₆"
- Box and M drawer width: 12¹/₁₆"
- Box and M drawer depth: 18³/₈"
- File drawer height: 9¹/₄"
- File drawer width: 12¹/₁₆"
- File drawer depth: 18³/₈"

Note: All towers are configured from the top down with standard combinations of box and file drawers.

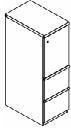
Storage Towers Steel Front

15" Wide Storage Towers

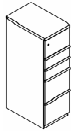
Series 2 Storage

Series 2 Steel Front Storage

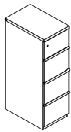
description	type	w	d	h	lock	pattern no.	P1	P2	P3
50" High Single Door tower with two file drawers (right hand shown)	left hand	14 ⁷ / ₈ "	23 1/2"	48 ⁵ / ₁₆ "	Y	DT3SLH5015FFFL	\$1,424.	\$1,638.	\$1,708.
	right hand	14 ⁷ / ₈ "	23 1/2"	48 ⁵ / ₁₆ "	Y	DT3SRH5015FFFL	1,424.	1,638.	1,708.



50" High Single Door tower with two box and two file drawers (right hand shown)	left hand	14 ⁷ / ₈ "	23 1/2"	48 ⁵ / ₁₆ "	Y	DT3SLH5015BBFFL	1,728.	1,987.	2,075.
	right hand	14 ⁷ / ₈ "	23 1/2"	48 ⁵ / ₁₆ "	Y	DT3SRH5015BBFFL	1,728.	1,987.	2,075.



50" High Single Door tower with three file drawers (right hand shown)	left hand	14 ⁷ / ₈ "	23 1/2"	48 ⁵ / ₁₆ "	Y	DT3SLH5015FFFL	1,598.	1,837.	1,918.
	right hand	14 ⁷ / ₈ "	23 1/2"	48 ⁵ / ₁₆ "	Y	DT3SRH5015FFFL	1,598.	1,837.	1,918.



Order Code

Example:	DT3SBLH5715BBFL-117
DT3	Series 2 Steel Front
SB	Side Access Bookcase
LH	Left Hand Access
57	57" High
15	15" Wide
B	Box Drawer
B	Box Drawer
F	File Drawer
L	Locking
117	Soft Grey paint finish

Specification Information

For non-locking towers, deduct \$60 from the list price for single door and double door units or \$75 list for wardrobe units. Substitute the "L" suffix with an "N" within the pattern number to designate a non-locking unit, example (DT3SLH5015BBFN)

"M" drawers consisting of a box drawer body with a file drawer head are available by substituting any two "B" or any one "F" character within the pattern number, example (DT3SLH5015MFN). Multiple "M" drawers may be specified providing they equal the total modules available.

A 6" drawer, behind a cupboard door is available by adding the numeral 1 to the end of the pattern number, example (DT3SLH6415BBFL1)**Note:** 6" drawers behind doors are not available within the wardrobe portion of towers. Drawers behind doors can be specified with fronts painted in one of 6 accent colors. If an accent color is not selected the fronts will be painted black. Accent colors include, (MEY) Memo Yellow, (MRG) Marine Grey, (SFG) Seafoam Green, (REG) Robbins Egg Blue, (SSP) Sunset Pink and (KRD) Knoll Red.

Note: Drawer behind door list pricing is as follows: 1= \$250

Application Notes

Hanging rails and other accessories are not included and must be ordered separately. Hanging rails are included with 24" and 30" wide lateral drawers only. (See *Tower Accessories for pricing and order entry information*)

Half depth adjustable shelves and coat hooks may be ordered separately allowing the cupboard area of the 15", 24" and 30" wide towers to support binders as well as shorter coats. (See *Tower Accessories for pricing and order entry information*)**Note:** Series 2 Steel front doors are standard without a handle. Handles may be ordered for cupboard doors as a special.

Single door towers: Include (2) locks

Double door towers: Include (2) locks

Wardrobe towers: Include (3) locks

15" wide Side Access Bookcase and Display towers: Include (1) lock

24" wide Side Access Bookcase and Display towers: Include (2) locks

Critical Dimensions

Dimensions under, **w**, **d** and **h** are actual to the nearest 1/16"

42", 50", 57" and 64" Tower Internal Dimensions

- Box and M drawer height: 4⁵/₁₆"
- Box and M drawer width: 12¹/₁₆"
- Box and M drawer depth: 18³/₈"
- File drawer height: 9¹/₄"
- File drawer width: 12¹/₁₆"
- File drawer depth: 18³/₈"

Note: All towers are configured from the top down with standard combinations of box and file drawers.

Storage Towers Steel Front

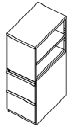
15" Wide Storage Towers

Series 2 Storage

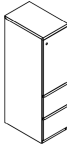
description	type	w	d	h	lock	pattern no.	P1	P2	P3
50" High Side Access Bookcase tower with two box and one file drawer (right hand shown)	left hand	14 ⁷ / ₈ "	23 ¹ / ₂ "	48 ⁵ / ₁₆ "	Y	DT3SBLH5015BBFL	\$1,421.	\$1,633.	\$1,704.
	right hand	14 ⁷ / ₈ "	23 ¹ / ₂ "	48 ⁵ / ₁₆ "	Y	DT3SBRH5015BBFL	1,421.	1,633.	1,704.



50" High Side Access Bookcase tower with two file drawers (right hand shown)	left hand	14 ⁷ / ₈ "	23 ¹ / ₂ "	48 ⁵ / ₁₆ "	Y	DT3SBLH5015FFL	1,347.	1,549.	1,616.
	right hand	14 ⁷ / ₈ "	23 ¹ / ₂ "	48 ⁵ / ₁₆ "	Y	DT3SBRH5015FFL	1,347.	1,549.	1,616.



57" High Single Door tower with two file drawers (right hand shown)	left hand	14 ⁷ / ₈ "	23 ¹ / ₂ "	56 ³ / ₁₆ "	Y	DT3SLH5715FFL	1,461.	1,681.	1,752.
	right hand	14 ⁷ / ₈ "	23 ¹ / ₂ "	56 ³ / ₁₆ "	Y	DT3SRH5715FFL	1,461.	1,681.	1,752.



Order Code

Example:	DT3SBLH5715BBFL-117
DT3	Series 2 Steel Front
SB	Side Access Bookcase
LH	Left Hand Access
57	57" High
15	15" Wide
B	Box Drawer
B	Box Drawer
F	File Drawer
L	Locking
117	Soft Grey paint finish

Specification Information

For non-locking towers, deduct \$60 from the list price for single door and double door units or \$75 list for wardrobe units. Substitute the "L" suffix with an "N" within the pattern number to designate a non-locking unit, example (DT3SLH5015BBFN)

"M" drawers consisting of a box drawer body with a file drawer head are available by substituting any two "B" or any one "F" character within the pattern number, example (DT3SLH5015MFN). Multiple "M" drawers may be specified providing they equal the total modules available.

A 6" drawer, behind a cupboard door is available by adding the numeral 1 to the end of the pattern number, example (DT3SLH6415BBFL1)**Note:** 6" drawers behind doors are not available within the wardrobe portion of towers. Drawers behind doors can be specified with fronts painted in one of 6 accent colors. If an accent color is not selected the fronts will be painted black. Accent colors include, (MEY) Memo Yellow, (MRG) Marine Grey, (SFG) Seafoam Green, (REG) Robbins Egg Blue, (SSP) Sunset Pink and (KRD) Knoll Red.

Note: Drawer behind door list pricing is as follows: 1= \$250

Application Notes

Hanging rails and other accessories are not included and must be ordered separately. Hanging rails are included with 24" and 30" wide lateral drawers only. (See *Tower Accessories for pricing and order entry information*)

Half depth adjustable shelves and coat hooks may be ordered separately allowing the cupboard area of the 15", 24" and 30" wide towers to support binders as well as shorter coats. (See *Tower Accessories for pricing and order entry information*)**Note:** Series 2 Steel front doors are standard without a handle. Handles may be ordered for cupboard doors as a special.

Single door towers: Include (2) locks

Double door towers: Include (2) locks

Wardrobe towers: Include (3) locks

15" wide Side Access Bookcase and Display towers: Include (1) lock

24" wide Side Access Bookcase and Display towers: Include (2) locks

Critical Dimensions

Dimensions under, **w**, **d** and **h** are actual to the nearest 1/16"

42", 50", 57" and 64" Tower Internal Dimensions

- Box and M drawer height: 4⁵/₁₆"
- Box and M drawer width: 12¹/₁₆"
- Box and M drawer depth: 18³/₈"
- File drawer height: 9¹/₄"
- File drawer width: 12¹/₁₆"
- File drawer depth: 18³/₈"

Note: All towers are configured from the top down with standard combinations of box and file drawers.

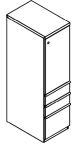
Storage Towers Steel Front

15" Wide Storage Towers

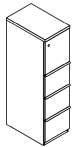
Series 2 Storage

Series 2 Steel Front Storage

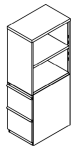
description	type	w	d	h	lock	pattern no.	P1	P2	P3
57" High Single Door tower with two box and one file drawer (right hand shown)	left hand	14 ⁷ / ₈ "	23 ¹ / ₂ "	56 ³ / ₁₆ "	Y	DT3SLH5715BBFL	\$1,616.	\$1,858.	\$1,939.
	right hand	14 ⁷ / ₈ "	23 ¹ / ₂ "	56 ³ / ₁₆ "	Y	DT3SRH5715BBFL	1,616.	1,858.	1,939.



57" High Single Door tower with three file drawers (right hand shown)	left hand	14 ⁷ / ₈ "	23 ¹ / ₂ "	56 ³ / ₁₆ "	Y	DT3SLH5715FFFL	1,634.	1,878.	1,959.
	right hand	14 ⁷ / ₈ "	23 ¹ / ₂ "	56 ³ / ₁₆ "	Y	DT3SRH5715FFFL	1,634.	1,878.	1,959.



57" High Side Access Bookcase tower with two file drawers (right hand shown)	left hand	14 ⁷ / ₈ "	23 ¹ / ₂ "	56 ³ / ₁₆ "	Y	DT3SBLH5715FFFL	1,461.	1,681.	1,752.
	right hand	14 ⁷ / ₈ "	23 ¹ / ₂ "	56 ³ / ₁₆ "	Y	DT3SBRH5715FFFL	1,461.	1,681.	1,752.



Order Code

Example: **DT3SBLH5715BBFL-117**

DT3	Series 2 Steel Front
SB	Side Access Bookcase
LH	Left Hand Access
57	57" High
15	15" Wide
B	Box Drawer
B	Box Drawer
F	File Drawer
L	Locking
117	Soft Grey paint finish

Specification Information

For non-locking towers, deduct \$60 from the list price for single door and double door units or \$75 list for wardrobe units. Substitute the "L" suffix with an "N" within the pattern number to designate a non-locking unit, example (DT3SLH5015BBFN)

"M" drawers consisting of a box drawer body with a file drawer head are available by substituting any two "B" or any one "F" character within the pattern number, example (DT3SLH5015MFN). Multiple "M" drawers may be specified providing they equal the total modules available.

A 6" drawer, behind a cupboard door is available by adding the numeral 1 to the end of the pattern number, example (DT3SLH6415BBFL1)**Note:** 6" drawers behind doors are not available within the wardrobe portion of towers. Drawers behind doors can be specified with fronts painted in one of 6 accent colors. If an accent color is not selected the fronts will be painted black. Accent colors include, (MEY) Memo Yellow, (MRG) Marine Grey, (SFG) Seafoam Green, (REG) Robbins Egg Blue, (SSP) Sunset Pink and (KRD) Knoll Red.

Note: Drawer behind door list pricing is as follows: 1= \$250

Application Notes

Hanging rails and other accessories are not included and must be ordered separately. Hanging rails are included with 24" and 30" wide lateral drawers only. (See *Tower Accessories for pricing and order entry information*)

Half depth adjustable shelves and coat hooks may be ordered separately allowing the cupboard area of the 15", 24" and 30" wide towers to support binders as well as shorter coats. (See *Tower Accessories for pricing and order entry information*)**Note:** Series 2 Steel front doors are standard without a handle. Handles may be ordered for cupboard doors as a special.

Single door towers: Include (2) locks

Double door towers: Include (2) locks

Wardrobe towers: Include (3) locks

15" wide Side Access Bookcase and Display towers: Include (1) lock

24" wide Side Access Bookcase and Display towers: Include (2) locks

Critical Dimensions

Dimensions under, **w**, **d** and **h** are actual to the nearest 1/16"

42", 50", 57" and 64" Tower Internal Dimensions

- Box and M drawer height: 4³/₁₆"
- Box and M drawer width: 12¹/₁₆"
- Box and M drawer depth: 18³/₈"
- File drawer height: 9¹/₄"
- File drawer width: 12¹/₁₆"
- File drawer depth: 18³/₈"

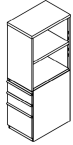
Note: All towers are configured from the top down with standard combinations of box and file drawers.

Storage Towers Steel Front

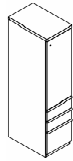
15" Wide Storage Towers

Series 2 Storage

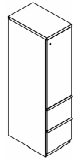
description	type	w	d	h	lock	pattern no.	P1	P2	P3
57" High Side Access Bookcase tower with two box and one file drawer (right hand shown)	left hand	14 ⁷ / ₈ "	23 ¹ / ₂ "	56 ³ / ₁₆ "	Y	DT3SBLH5715BBFL	\$1,616.	\$1,858.	\$1,939.
	right hand	14 ⁷ / ₈ "	23 ¹ / ₂ "	56 ³ / ₁₆ "	Y	DT3SBRH5715BBFL	1,616.	1,858.	1,939.



64" High Single Door tower with two box and one file drawer (right hand shown)	left hand	14 ⁷ / ₈ "	23 ¹ / ₂ "	63 ⁵ / ₁₆ "	Y	DT3SLH6415BBFL	1,654.	1,901.	1,983.
	right hand	14 ⁷ / ₈ "	23 ¹ / ₂ "	63 ⁵ / ₁₆ "	Y	DT3SRH6415BBFL	1,654.	1,901.	1,983.



64" High Single Door tower with two file drawers (right hand shown)	left hand	14 ⁷ / ₈ "	23 ¹ / ₂ "	63 ⁵ / ₁₆ "	Y	DT3SLH6415FFL	1,499.	1,724.	1,799.
	right hand	14 ⁷ / ₈ "	23 ¹ / ₂ "	63 ⁵ / ₁₆ "	Y	DT3SRH6415FFL	1,499.	1,724.	1,799.



Order Code

Example: **DT3SBLH5715BBFL-117**

DT3	Series 2 Steel Front
SB	Side Access Bookcase
LH	Left Hand Access
57	57" High
15	15" Wide
B	Box Drawer
B	Box Drawer
F	File Drawer
L	Locking
117	Soft Grey paint finish

Specification Information

For non-locking towers, deduct \$60 from the list price for single door and double door units or \$75 list for wardrobe units. Substitute the "L" suffix with an "N" within the pattern number to designate a non-locking unit, example (DT3SLH5015BBFN)

"M" drawers consisting of a box drawer body with a file drawer head are available by substituting any two "B" or any one "F" character within the pattern number, example (DT3SLH5015MFN). Multiple "M" drawers may be specified providing they equal the total modules available.

A 6" drawer, behind a cupboard door is available by adding the numeral 1 to the end of the pattern number, example (DT3SLH6415BBFL1)**Note:** 6" drawers behind doors are not available within the wardrobe portion of towers. Drawers behind doors can be specified with fronts painted in one of 6 accent colors. If an accent color is not selected the fronts will be painted black. Accent colors include, (MEY) Memo Yellow, (MRG) Marine Grey, (SFG) Seafoam Green, (REG) Robbins Egg Blue, (SSP) Sunset Pink and (KRD) Knoll Red.

Note: Drawer behind door list pricing is as follows: 1= \$250

Application Notes

Hanging rails and other accessories are not included and must be ordered separately. Hanging rails are included with 24" and 30" wide lateral drawers only. (See *Tower Accessories for pricing and order entry information*)

Half depth adjustable shelves and coat hooks may be ordered separately allowing the cupboard area of the 15", 24" and 30" wide towers to support binders as well as shorter coats. (See *Tower Accessories for pricing and order entry information*)**Note:** Series 2 Steel front doors are standard without a handle. Handles may be ordered for cupboard doors as a special.

Single door towers: Include (2) locks

Double door towers: Include (2) locks

Wardrobe towers: Include (3) locks

15" wide Side Access Bookcase and Display towers: Include (1) lock

24" wide Side Access Bookcase and Display towers: Include (2) locks

Critical Dimensions

Dimensions under, **w**, **d** and **h** are actual to the nearest 1/16"

42", 50", 57" and 64" Tower Internal Dimensions

- Box and M drawer height: 4⁵/₁₆"
- Box and M drawer width: 12¹/₁₆"
- Box and M drawer depth: 18³/₈"
- File drawer height: 9¹/₄"
- File drawer width: 12¹/₁₆"
- File drawer depth: 18³/₈"

Note: All towers are configured from the top down with standard combinations of box and file drawers.

Storage Towers Steel Front

15" Wide Storage Towers

Series 2 Storage

Series 2 Steel Front Storage

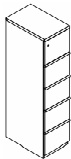
description	type	w	d	h	lock	pattern no.	P1	P2	P3
64" High Single Door tower with two box and two file drawers (right hand shown)	left hand	14 ⁷ / ₈ "	23 ¹ / ₂ "	63 ⁵ / ₁₆ "	Y	DT3SLH6415BBFFL	\$1,788.	\$2,056.	\$2,146.
	right hand	14 ⁷ / ₈ "	23 ¹ / ₂ "	63 ⁵ / ₁₆ "	Y	DT3SRH6415BBFFL	1,788.	2,056.	2,146.



64" High Single Door tower with three file drawers (right hand shown)	left hand	14 ⁷ / ₈ "	23 ¹ / ₂ "	63 ⁵ / ₁₆ "	Y	DT3SLH6415FFFL	1,669.	1,920.	2,004.
	right hand	14 ⁷ / ₈ "	23 ¹ / ₂ "	63 ⁵ / ₁₆ "	Y	DT3SRH6415FFFL	1,669.	1,920.	2,004.



64" High Single Door tower with four file drawers (right hand shown)	left hand	14 ⁷ / ₈ "	23 ¹ / ₂ "	63 ⁵ / ₁₆ "	Y	DT3SLH6415FFFFL	1,815.	2,087.	2,179.
	right hand	14 ⁷ / ₈ "	23 ¹ / ₂ "	63 ⁵ / ₁₆ "	Y	DT3SRH6415FFFFL	1,815.	2,087.	2,179.



Order Code

Example:	DT3SBLH5715BBFL-117
DT3	Series 2 Steel Front
SB	Side Access Bookcase
LH	Left Hand Access
57	57" High
15	15" Wide
B	Box Drawer
B	Box Drawer
F	File Drawer
L	Locking
117	Soft Grey paint finish

Specification Information

For non-locking towers, deduct \$60 from the list price for single door and double door units or \$75 list for wardrobe units. Substitute the "L" suffix with an "N" within the pattern number to designate a non-locking unit, example (DT3SLH5015BBFN)

"M" drawers consisting of a box drawer body with a file drawer head are available by substituting any two "B" or any one "F" character within the pattern number, example (DT3SLH5015MFN). Multiple "M" drawers may be specified providing they equal the total modules available.

A 6" drawer, behind a cupboard door is available by adding the numeral 1 to the end of the pattern number, example (DT3SLH6415BBFL1)**Note:** 6" drawers behind doors are not available within the wardrobe portion of towers. Drawers behind doors can be specified with fronts painted in one of 6 accent colors. If an accent color is not selected the fronts will be painted black. Accent colors include, (MEY) Memo Yellow, (MRG) Marine Grey, (SFG) Seafoam Green, (REG) Robbins Egg Blue, (SSP) Sunset Pink and (KRD) Knoll Red.

Note: Drawer behind door list pricing is as follows: 1= \$250

Application Notes

Hanging rails and other accessories are not included and must be ordered separately. Hanging rails are included with 24" and 30" wide lateral drawers only. (See *Tower Accessories for pricing and order entry information*)

Half depth adjustable shelves and coat hooks may be ordered separately allowing the cupboard area of the 15", 24" and 30" wide towers to support binders as well as shorter coats. (See *Tower Accessories for pricing and order entry information*)**Note:** Series 2 Steel front doors are standard without a handle. Handles may be ordered for cupboard doors as a special.

Single door towers: Include (2) locks

Double door towers: Include (2) locks

Wardrobe towers: Include (3) locks

15" wide Side Access Bookcase and Display towers: Include (1) lock

24" wide Side Access Bookcase and Display towers: Include (2) locks

Critical Dimensions

Dimensions under, **w**, **d** and **h** are actual to the nearest 1/16"

42", 50", 57" and 64" Tower Internal Dimensions

- Box and M drawer height: 4⁵/₁₆"
- Box and M drawer width: 12¹/₁₆"
- Box and M drawer depth: 18³/₈"
- File drawer height: 9¹/₄"
- File drawer width: 12¹/₁₆"
- File drawer depth: 18³/₈"

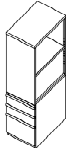
Note: All towers are configured from the top down with standard combinations of box and file drawers.

Storage Towers Steel Front

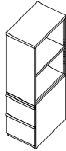
15" Wide Storage Towers

Series 2 Storage

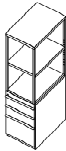
description	type	w	d	h	lock	pattern no.	P1	P2	P3
64" High Side Access Bookcase tower with two box and one file drawer (right hand shown)	left hand	14 ⁷ / ₈ "	23 ¹ / ₂ "	63 ⁵ / ₁₆ "	Y	DT3SBLH6415BBFL	\$1,470.	\$1,691.	\$1,764.
	right hand	14 ⁷ / ₈ "	23 ¹ / ₂ "	63 ⁵ / ₁₆ "	Y	DT3SBRH6415BBFL	1,470.	1,691.	1,764.



64" High Side Access Bookcase tower with two file drawers (right hand shown)	left hand	14 ⁷ / ₈ "	23 ¹ / ₂ "	63 ⁵ / ₁₆ "	Y	DT3SBLH6415FFL	1,398.	1,607.	1,675.
	right hand	15"	23 ¹ / ₂ "	63 ⁵ / ₁₆ "	Y	DT3SBRH6415FFL	1,398.	1,607.	1,675.



64" High Side Access Display tower with two box and one file drawer (right hand shown)	left hand	14 ⁷ / ₈ "	23 ¹ / ₂ "	63 ⁵ / ₁₆ "	Y	DT3BDLH6415BBFL	1,488.	1,712.	1,786.
	right hand	14 ⁷ / ₈ "	23 ¹ / ₂ "	63 ⁵ / ₁₆ "	Y	DT3BDRH6415BBFL	1,488.	1,712.	1,786.



Note: Display towers are open to access on two sides, i.e., the front and one side.

Order Code

Example:	DT3SBLH5715BBFL-117
DT3	Series 2 Steel Front
SB	Side Access Bookcase
LH	Left Hand Access
57	57" High
15	15" Wide
B	Box Drawer
B	Box Drawer
F	File Drawer
L	Locking
117	Soft Grey paint finish

Specification Information

For non-locking towers, deduct \$60 from the list price for single door and double door units or \$75 list for wardrobe units. Substitute the "L" suffix with an "N" within the pattern number to designate a non-locking unit, example (DT3SLH5015BBFN)

"M" drawers consisting of a box drawer body with a file drawer head are available by substituting any two "B" or any one "F" character within the pattern number, example (DT3SLH5015MFN). Multiple "M" drawers may be specified providing they equal the total modules available.

A 6" drawer, behind a cupboard door is available by adding the numeral 1 to the end of the pattern number, example (DT3SLH6415BBFL1)**Note:** 6" drawers behind doors are not available within the wardrobe portion of towers. Drawers behind doors can be specified with fronts painted in one of 6 accent colors. If an accent color is not selected the fronts will be painted black. Accent colors include, (MEY) Memo Yellow, (MRG) Marine Grey, (SFG) Seafoam Green, (REG) Robbins Egg Blue, (SSP) Sunset Pink and (KRD) Knoll Red.

Note: Drawer behind door list pricing is as follows: 1= \$250

Application Notes

Hanging rails and other accessories are not included and must be ordered separately. Hanging rails are included with 24" and 30" wide lateral drawers only. (See *Tower Accessories for pricing and order entry information*)

Half depth adjustable shelves and coat hooks may be ordered separately allowing the cupboard area of the 15", 24" and 30" wide towers to support binders as well as shorter coats. (See *Tower Accessories for pricing and order entry information*)**Note:** Series 2 Steel front doors are standard without a handle. Handles may be ordered for cupboard doors as a special.

Single door towers: Include (2) locks

Double door towers: Include (2) locks

Wardrobe towers: Include (3) locks

15" wide Side Access Bookcase and Display towers: Include (1) lock

24" wide Side Access Bookcase and Display towers: Include (2) locks

Critical Dimensions

Dimensions under, **w**, **d** and **h** are actual to the nearest ¹/₁₆"

42", 50", 57" and 64" Tower Internal Dimensions

- Box and M drawer height: 4⁵/₁₆"
- Box and M drawer width: 12¹/₁₆"
- Box and M drawer depth: 18³/₈"
- File drawer height: 9¹/₄"
- File drawer width: 12¹/₁₆"
- File drawer depth: 18³/₈"

Note: All towers are configured from the top down with standard combinations of box and file drawers.

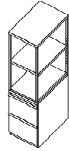
Storage Towers Steel Front

15" Wide Storage Towers

Series 2 Storage

Series 2 Steel Front Storage

description	type	w	d	h	lock	pattern no.	P1	P2	P3
64" High Side Access Display tower with two file drawers (right hand shown)	left hand	14 ⁷ / ₈ "	23 ¹ / ₂ "	63 ³ / ₁₆ "	Y	DT3BDLH6415FFL	\$1,415.	\$1,629.	\$1,698.
	right hand	14 ⁷ / ₈ "	23 ¹ / ₂ "	63 ³ / ₁₆ "	Y	DT3BDRH6415FFL	1,415.	1,629.	1,698.



Note: Display towers are open to access on two sides, i.e., the front and one side.

Order Code

Example:	DT3SBLH5715BBFL-117
DT3	Series 2 Steel Front
SB	Side Access Bookcase
LH	Left Hand Access
57	57" High
15	15" Wide
B	Box Drawer
B	Box Drawer
F	File Drawer
L	Locking
117	Soft Grey paint finish

Specification Information

For non-locking towers, deduct \$60 from the list price for single door and double door units or \$75 list for wardrobe units. Substitute the "L" suffix with an "N" within the pattern number to designate a non-locking unit, example (DT3SLH5015BBFN)

"M" drawers consisting of a box drawer body with a file drawer head are available by substituting any two "B" or any one "F" character within the pattern number, example (DT3SLH5015MFN). Multiple "M" drawers may be specified providing they equal the total modules available.

A 6" drawer, behind a cupboard door is available by adding the numeral 1 to the end of the pattern number, example (DT3SLH6415BBFL1)**Note:** 6" drawers behind doors are not available within the wardrobe portion of towers. Drawers behind doors can be specified with fronts painted in one of 6 accent colors. If an accent color is not selected the fronts will be painted black. Accent colors include, (MEY) Memo Yellow, (MRG) Marine Grey, (SFG) Seafoam Green, (REG) Robbins Egg Blue, (SSP) Sunset Pink and (KRD) Knoll Red.

Note: Drawer behind door list pricing is as follows: 1= \$250

Application Notes

Hanging rails and other accessories are not included and must be ordered separately. Hanging rails are included with 24" and 30" wide lateral drawers only. (See *Tower Accessories for pricing and order entry information*)

Half depth adjustable shelves and coat hooks may be ordered separately allowing the cupboard area of the 15", 24" and 30" wide towers to support binders as well as shorter coats. (See *Tower Accessories for pricing and order entry information*)**Note:** Series 2 Steel front doors are standard without a handle. Handles may be ordered for cupboard doors as a special.

Single door towers: Include (2) locks

Double door towers: Include (2) locks

Wardrobe towers: Include (3) locks

15" wide Side Access Bookcase and Display towers: Include (1) lock

24" wide Side Access Bookcase and Display towers: Include (2) locks

Critical Dimensions

Dimensions under, **w**, **d** and **h** are actual to the nearest 1/16"

42", 50", 57" and 64" Tower Internal Dimensions

- Box and M drawer height: 4³/₁₆"
- Box and M drawer width: 12¹/₁₆"
- Box and M drawer depth: 18³/₈"
- File drawer height: 9¹/₄"
- File drawer width: 12¹/₁₆"
- File drawer depth: 18³/₈"

Note: All towers are configured from the top down with standard combinations of box and file drawers.

Storage Towers Steel Front 24" Wide Storage Towers

Series 2 Storage

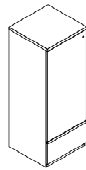
description	type	w	d	h	lock	pattern no.	P1	P2	P3
42" High Side Access Bookcase with two box and one file drawer with wardrobe (left hand shown)	left hand	23 ⁷ / ₈ "	23 ¹ / ₂ "	41 ⁵ / ₁₆ "	Y	DT3WSBLH4224BBFL	\$1,951.	\$2,244.	\$2,343.
	right hand	23 ⁷ / ₈ "	23 ¹ / ₂ "	41 ⁵ / ₁₆ "	Y	DT3WSBRH4224BBFL	1,951.	2,244.	2,343.



42" High Side Access Bookcase with two file drawers with wardrobe (left hand shown)	left hand	23 ⁷ / ₈ "	23 ¹ / ₂ "	41 ⁵ / ₁₆ "	Y	DT3WSBLH4224FFL	1,875.	2,157.	2,251.
	right hand	23 ⁷ / ₈ "	23 ¹ / ₂ "	41 ⁵ / ₁₆ "	Y	DT3WSBRH4224FFL	1,875.	2,157.	2,251.



50" High Single Door tower with wide drawer (left hand shown)	left hand	23 ⁷ / ₈ "	23 ¹ / ₂ "	48 ⁵ / ₁₆ "	Y	DT3SLH5024WL	1,340.	1,541.	1,609.
	right hand	23 ⁷ / ₈ "	23 ¹ / ₂ "	48 ⁵ / ₁₆ "	Y	DT3SRH5024WL	1,340.	1,541.	1,609.



Order Code

Example:	DT3SBLH5724BBFL-117
DT3	Series 2 Steel Front
SB	Side Access Bookcase
LH	Left Hand Access
57	57" High
24	24" Wide
B	Box Drawer
B	Box Drawer
F	File Drawer
L	Locking
117	Soft Grey paint finish

Specification Information

For non-locking towers, deduct \$60 from the list price for single door and double door units or \$75 list for units with wardrobe. Substitute the "L" suffix with an "N" within the pattern number to designate a non-locking unit, example (DT3SLH6424BBFN)

"M" drawers consisting of a box drawer body with a file drawer head are available by substituting any two "B" or any one "F" character within the pattern number, example (DT3SLH6424MFN). Multiple "M" drawers may be specified providing they equal the total modules available.

A 6" drawer, behind a cupboard door is available by adding the numeral 1 to the end of the pattern number, example (DT3SLH6424BBFL1)

Note: 6" drawer behind doors are not available within the wardrobe portion of towers. Drawers behind doors can be specified with fronts painted in one of 6 accent colors. If an accent color is not selected the fronts will be painted black. Accent colors include, (MEY) Memo Yellow, (MRG) Marine Grey, (SFG) Seafoam Green, (REG) Robbins Egg Blue, (SSP) Sunset Pink and (KRD) Knoll Red.

Application Notes

Hanging rails and other accessories are not included and must be ordered separately. Hanging rails are included with 24" and 30" wide lateral drawers only. (See *Tower Accessories for pricing and order entry information*)

Half depth adjustable shelves and coat hooks may be ordered separately allowing the cupboard and wardrobe area of the 15", 24" and 30" wide towers to support binders as well as shorter coats. (See *Tower Accessories for pricing and order entry information*)

Single door towers: Include (2) locks

Double door towers: Include (2) locks

Wardrobe towers: Include (3) locks

15" wide Side Access Bookcase and Display towers: Include (1) lock

24" wide Side Access Bookcase and Display towers: Include (2) locks

Critical Dimensions

Dimensions under, **w**, **d** and **h** are actual to the nearest ¹/₁₆"

50", 57" and 64" Tower Internal Dimensions

- Box and M drawer height: 4⁵/₁₆"
- Box and M drawer width: 12¹/₁₆"
- Box and M drawer depth: 18³/₈"
- File drawer height: 9¹/₄"
- File drawer width: 12¹/₁₆"
- File drawer depth: 18³/₈"
- Wide drawer height: 9³/₁₆"
- Wide drawer width: 20³/₄"
- Wide drawer depth: 22⁷/₈"

Note: All towers are configured from the top down with standard combinations of box and file drawers.

Note: Drawer behind door list pricing is as follows: 1= \$250

Note: Series 2 Steel front doors are standard without a handle. Handles may be ordered for cupboard doors as a special.

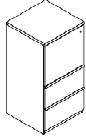
Storage Towers Steel Front

24" Wide Storage Towers

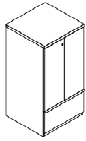
Series 2 Storage

Series 2 Steel Front Storage

description	type	w	d	h	lock	pattern no.	P1	P2	P3
50" High Single Door tower with two wide drawers (left hand shown)	left hand	23 7/8"	23 1/2"	48 3/16"	Y	DT3SLH5024WWL	\$1,561.	\$1,797.	\$1,875.
	right hand	23 7/8"	23 1/2"	48 3/16"	Y	DT3SRH5024WWL	1,561.	1,797.	1,875.

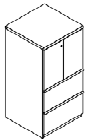


50" High Double Door tower with one wide drawer		23 7/8"	23 1/2"	48 3/16"	Y	DT3D5024WL	1,652.	1,899.	1,981.
---	--	---------	---------	----------	---	-------------------	--------	--------	--------



24" and 30" wide double door cabinets may be ordered with a grommet option located in the back of the case by adding a "G" between the 4th and 5th character of the pattern number, example (DT3DG6424WL). Add \$100 list for this option. **Note**, by adding a "G" option, the cabinet will also receive AV hinged doors.

50" High Double Door tower with two wide drawers		23 7/8"	23 1/2"	48 3/16"	Y	DT3D5024WWL	1,896.	2,181.	2,276.
--	--	---------	---------	----------	---	--------------------	--------	--------	--------



24" and 30" wide double door cabinets may be ordered with a grommet option located in the back of the case by adding a "G" between the 4th and 5th character of the pattern number, example (DT3DG6424WL). Add \$100 list for this option. **Note**, by adding a "G" option, the cabinet will also receive AV hinged doors.

Order Code

Example:	DT3SBLH5724BBFL-117
DT3	Series 2 Steel Front
SB	Side Access Bookcase
LH	Left Hand Access
57	57" High
24	24" Wide
B	Box Drawer
B	Box Drawer
F	File Drawer
L	Locking
117	Soft Grey paint finish

Specification Information

For non-locking towers, deduct \$60 from the list price for single door and double door units or \$75 list for units with wardrobe. Substitute the "L" suffix with an "N" within the pattern number to designate a non-locking unit, example (DT3SLH6424BBFN)

"M" drawers consisting of a box drawer body with a file drawer head are available by substituting any two "B" or any one "F" character within the pattern number, example (DT3SLH6424MFN). Multiple "M" drawers may be specified providing they equal the total modules available.

A 6" drawer, behind a cupboard door is available by adding the numeral 1 to the end of the pattern number, example (DT3SLH6424BBFL1)

Note: 6" drawer behind doors are not available within the wardrobe portion of towers. Drawers behind doors can be specified with fronts painted in one of 6 accent colors. If an accent color is not selected the fronts will be painted black. Accent colors include, (MEY) Memo Yellow, (MRG) Marine Grey, (SFG) Seafoam Green, (REG) Robbins Egg Blue, (SSP) Sunset Pink and (KRD) Knoll Red.

Application Notes

Hanging rails and other accessories are not included and must be ordered separately. Hanging rails are included with 24" and 30" wide lateral drawers only. (See *Tower Accessories for pricing and order entry information*)

Half depth adjustable shelves and coat hooks may be ordered separately allowing the cupboard and wardrobe area of the 15", 24" and 30" wide towers to support binders as well as shorter coats. (See *Tower Accessories for pricing and order entry information*)

Single door towers: Include (2) locks

Double door towers: Include (2) locks

Wardrobe towers: Include (3) locks

15" wide Side Access Bookcase and Display towers: Include (1) lock

24" wide Side Access Bookcase and Display towers: Include (2) locks

Critical Dimensions

Dimensions under, **w**, **d** and **h** are actual to the nearest 1/16"

50", 57" and 64" Tower Internal Dimensions

- Box and M drawer height: 4 3/16"
- Box and M drawer width: 12 1/16"
- Box and M drawer depth: 18 3/8"
- File drawer height: 9 1/4"
- File drawer width: 12 1/16"
- File drawer depth: 18 3/8"
- Wide drawer height: 9 3/16"
- Wide drawer width: 20 3/4"
- Wide drawer depth: 22 7/8"

Note: All towers are configured from the top down with standard combinations of box and file drawers.

Note: Drawer behind door list pricing is as follows: 1= \$250

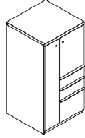
Note: Series 2 Steel front doors are standard without a handle. Handles may be ordered for cupboard doors as a special.

Storage Towers Steel Front

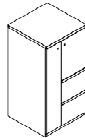
24" Wide Storage Towers

Series 2 Storage

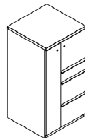
description	type	w	d	h	lock	pattern no.	P1	P2	P3
50" High tower with two box and one file drawer and door and wardrobe (left hand shown)	left hand	23 7/8"	23 1/2"	48 5/16"	Y	DT3WSLH5024BBFL	\$1,792.	\$2,061.	\$2,151.
	right hand	23 7/8"	23 1/2"	48 5/16"	Y	DT3WSRH5024BBFL	1,792.	2,061.	2,151.



50" High tower with two file drawers and door and wardrobe (left hand shown)	left hand	23 7/8"	23 1/2"	48 5/16"	Y	DT3WSLH5024FFL	1,611.	1,852.	1,933.
	right hand	23 7/8"	23 1/2"	48 5/16"	Y	DT3WSRH5024FFL	1,611.	1,852.	1,933.



50" High tower with one box and two file drawers and door and wardrobe (left hand shown)	left hand	23 7/8"	23 1/2"	48 5/16"	Y	DT3WSLH5024BBFL	1,875.	2,156.	2,250.
	right hand	23 7/8"	23 1/2"	48 5/16"	Y	DT3WSRH5024BBFL	1,875.	2,156.	2,250.



Order Code

Example:	DT3SBLH5724BBFL-117
DT3	Series 2 Steel Front
SB	Side Access Bookcase
LH	Left Hand Access
57	57" High
24	24" Wide
B	Box Drawer
B	Box Drawer
F	File Drawer
L	Locking
117	Soft Grey paint finish

Specification Information

For non-locking towers, deduct \$60 from the list price for single door and double door units or \$75 list for units with wardrobe. Substitute the "L" suffix with an "N" within the pattern number to designate a non-locking unit, example (DT3SLH6424BBFN)

"M" drawers consisting of a box drawer body with a file drawer head are available by substituting any two "B" or any one "F" character within the pattern number, example (DT3SLH6424MFN). Multiple "M" drawers may be specified providing they equal the total modules available.

A 6" drawer, behind a cupboard door is available by adding the numeral 1 to the end of the pattern number, example (DT3SLH6424BBFL1)

Note: 6" drawer behind doors are not available within the wardrobe portion of towers. Drawers behind doors can be specified with fronts painted in one of 6 accent colors. If an accent color is not selected the fronts will be painted black. Accent colors include, (MEY) Memo Yellow, (MRG) Marine Grey, (SFG) Seafoam Green, (REG) Robbins Egg Blue, (SSP) Sunset Pink and (KRD) Knoll Red.

Application Notes

Hanging rails and other accessories are not included and must be ordered separately. Hanging rails are included with 24" and 30" wide lateral drawers only. (See *Tower Accessories for pricing and order entry information*)

Half depth adjustable shelves and coat hooks may be ordered separately allowing the cupboard and wardrobe area of the 15", 24" and 30" wide towers to support binders as well as shorter coats. (See *Tower Accessories for pricing and order entry information*)

Single door towers: Include (2) locks

Double door towers: Include (2) locks

Wardrobe towers: Include (3) locks

15" wide Side Access Bookcase and Display towers: Include (1) lock

24" wide Side Access Bookcase and Display towers: Include (2) locks

Critical Dimensions

Dimensions under, **w**, **d** and **h** are actual to the nearest 1/16"

50", 57" and 64" Tower Internal Dimensions

- Box and M drawer height: 4 5/16"
- Box and M drawer width: 12 1/16"
- Box and M drawer depth: 18 3/8"
- File drawer height: 9 1/4"
- File drawer width: 12 1/16"
- File drawer depth: 18 3/8"
- Wide drawer height: 9 3/16"
- Wide drawer width: 20 3/4"
- Wide drawer depth: 22 7/8"

Note: All towers are configured from the top down with standard combinations of box and file drawers.

Note: Drawer behind door list pricing is as follows: 1= \$250

Note: Series 2 Steel front doors are standard without a handle. Handles may be ordered for cupboard doors as a special.

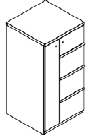
Storage Towers Steel Front

24" Wide Storage Towers

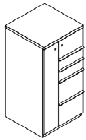
Series 2 Storage

Series 2 Steel Front Storage

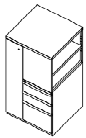
description	type	w	d	h	lock	pattern no.	P1	P2	P3
50" High tower with three file drawers and door and wardrobe (left hand shown)	left hand	23 ⁷ / ₈ "	23 ¹ / ₂ "	48 ⁵ / ₁₆ "	Y	DT3WSLH5024FFFL	\$1,886.	\$2,167.	\$2,261.
	right hand	23 ⁷ / ₈ "	23 ¹ / ₂ "	48 ⁵ / ₁₆ "	Y	DT3WSRH5024FFFL	1,886.	2,167.	2,261.



50" High tower with two box and two file drawers and door and wardrobe (left hand shown)	left hand	23 ⁷ / ₈ "	23 ¹ / ₂ "	48 ⁵ / ₁₆ "	Y	DT3WSLH5024BBFFL	2,058.	2,367.	2,470.
	right hand	23 ⁷ / ₈ "	23 ¹ / ₂ "	48 ⁵ / ₁₆ "	Y	DT3WSRH5024BBFFL	2,058.	2,367.	2,470.



50" High Side Access Bookcase with two box and one file drawer with wardrobe (left hand shown)	left hand	23 ⁷ / ₈ "	23 ¹ / ₂ "	48 ⁵ / ₁₆ "	Y	DT3WSBLH5024BBFL	1,961.	2,255.	2,354.
	right hand	23 ⁷ / ₈ "	23 ¹ / ₂ "	48 ⁵ / ₁₆ "	Y	DT3WSBRH5024BBFL	1,961.	2,255.	2,354.



Order Code

Example:	DT3SBLH5724BBFL-117
DT3	Series 2 Steel Front
SB	Side Access Bookcase
LH	Left Hand Access
57	57" High
24	24" Wide
B	Box Drawer
B	Box Drawer
F	File Drawer
L	Locking
117	Soft Grey paint finish

Specification Information

For non-locking towers, deduct \$60 from the list price for single door and double door units or \$75 list for units with wardrobe. Substitute the "L" suffix with an "N" within the pattern number to designate a non-locking unit, example (DT3SLH6424BBFN)

"M" drawers consisting of a box drawer body with a file drawer head are available by substituting any two "B" or any one "F" character within the pattern number, example (DT3SLH6424MFN). Multiple "M" drawers may be specified providing they equal the total modules available.

A 6" drawer, behind a cupboard door is available by adding the numeral 1 to the end of the pattern number, example (DT3SLH6424BBFL1)

Note: 6" drawer behind doors are not available within the wardrobe portion of towers. Drawers behind doors can be specified with fronts painted in one of 6 accent colors. If an accent color is not selected the fronts will be painted black. Accent colors include, (MEY) Memo Yellow, (MRG) Marine Grey, (SFG) Seafoam Green, (REG) Robbins Egg Blue, (SSP) Sunset Pink and (KRD) Knoll Red.

Application Notes

Hanging rails and other accessories are not included and must be ordered separately. Hanging rails are included with 24" and 30" wide lateral drawers only. (See *Tower Accessories for pricing and order entry information*)

Half depth adjustable shelves and coat hooks may be ordered separately allowing the cupboard and wardrobe area of the 15", 24" and 30" wide towers to support binders as well as shorter coats. (See *Tower Accessories for pricing and order entry information*)

Single door towers: Include (2) locks

Double door towers: Include (2) locks

Wardrobe towers: Include (3) locks

15" wide Side Access Bookcase and Display towers: Include (1) lock

24" wide Side Access Bookcase and Display towers: Include (2) locks

Critical Dimensions

Dimensions under, **w**, **d** and **h** are actual to the nearest ¹/₁₆"

50", 57" and 64" Tower Internal Dimensions

- Box and M drawer height: 4⁵/₁₆"
- Box and M drawer width: 12¹/₁₆"
- Box and M drawer depth: 18³/₈"
- File drawer height: 9¹/₄"
- File drawer width: 12¹/₁₆"
- File drawer depth: 18³/₈"
- Wide drawer height: 9³/₁₆"
- Wide drawer width: 20³/₄"
- Wide drawer depth: 22⁷/₈"

Note: All towers are configured from the top down with standard combinations of box and file drawers.

Note: Drawer behind door list pricing is as follows: 1= \$250

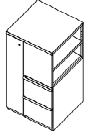
Note: Series 2 Steel front doors are standard without a handle. Handles may be ordered for cupboard doors as a special.

Storage Towers Steel Front

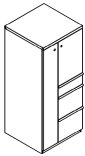
24" Wide Storage Towers

Series 2 Storage

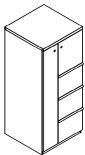
description	type	w	d	h	lock	pattern no.	P1	P2	P3
50" High Side Access Bookcase with two file drawers with wardrobe (left hand shown)	left hand	23 ⁷ / ₈ "	23 ¹ / ₂ "	48 ³ / ₁₆ "	Y	DT3WSBLH5024FFL	\$1,886.	\$2,167.	\$2,261.
	right hand	23 ⁷ / ₈ "	23 ¹ / ₂ "	48 ³ / ₁₆ "	Y	DT3WSBRH5024FFL	1,886.	2,167.	2,261.



57" High tower with two file drawers and door and wardrobe (left hand shown)	left hand	23 ⁷ / ₈ "	23 ¹ / ₂ "	56 ³ / ₁₆ "	Y	DT3WSLH5724FFL	1,662.	1,912.	1,994.
	right hand	23 ⁷ / ₈ "	23 ¹ / ₂ "	56 ³ / ₁₆ "	Y	DT3WSRH5724FFL	1,662.	1,912.	1,994.



57" High tower with three file drawers and door and wardrobe (left hand shown)	left hand	23 ⁷ / ₈ "	23 ¹ / ₂ "	56 ³ / ₁₆ "	Y	DT3WSLH5724FFF	1,931.	2,221.	2,316.
	right hand	23 ⁷ / ₈ "	23 ¹ / ₂ "	56 ³ / ₁₆ "	Y	DT3WSRH5724FFF	1,931.	2,221.	2,316.



Order Code

Example: **DT3SBLH5724BBFL-117**

DT3	Series 2 Steel Front
SB	Side Access Bookcase
LH	Left Hand Access
57	57" High
24	24" Wide
B	Box Drawer
B	Box Drawer
F	File Drawer
L	Locking
117	Soft Grey paint finish

Specification Information

For non-locking towers, deduct \$60 from the list price for single door and double door units or \$75 list for units with wardrobe. Substitute the "L" suffix with an "N" within the pattern number to designate a non-locking unit, example (DT3SLH6424BBFN)

"M" drawers consisting of a box drawer body with a file drawer head are available by substituting any two "B" or any one "F" character within the pattern number, example (DT3SLH6424MFN). Multiple "M" drawers may be specified providing they equal the total modules available.

A 6" drawer, behind a cupboard door is available by adding the numeral 1 to the end of the pattern number, example (DT3SLH6424BBFL1)

Note: 6" drawer behind doors are not available within the wardrobe portion of towers. Drawers behind doors can be specified with fronts painted in one of 6 accent colors. If an accent color is not selected the fronts will be painted black. Accent colors include, (MEY) Memo Yellow, (MRG) Marine Grey, (SFG) Seafoam Green, (REG) Robbins Egg Blue, (SSP) Sunset Pink and (KRD) Knoll Red.

Application Notes

Hanging rails and other accessories are not included and must be ordered separately. Hanging rails are included with 24" and 30" wide lateral drawers only. (See *Tower Accessories for pricing and order entry information*)

Half depth adjustable shelves and coat hooks may be ordered separately allowing the cupboard and wardrobe area of the 15", 24" and 30" wide towers to support binders as well as shorter coats. (See *Tower Accessories for pricing and order entry information*)

Single door towers: Include (2) locks

Double door towers: Include (2) locks

Wardrobe towers: Include (3) locks

15" wide Side Access Bookcase and Display towers: Include (1) lock

24" wide Side Access Bookcase and Display towers: Include (2) locks

Critical Dimensions

Dimensions under, **w**, **d** and **h** are actual to the nearest ¹/₁₆"

50", 57" and 64" Tower Internal Dimensions

- Box and M drawer height: 4⁵/₁₆"
- Box and M drawer width: 12¹/₁₆"
- Box and M drawer depth: 18³/₈"
- File drawer height: 9¹/₄"
- File drawer width: 12¹/₁₆"
- File drawer depth: 18³/₈"
- Wide drawer height: 9³/₁₆"
- Wide drawer width: 20³/₄"
- Wide drawer depth: 22⁷/₈"

Note: All towers are configured from the top down with standard combinations of box and file drawers.

Note: Drawer behind door list pricing is as follows: 1= \$250

Note: Series 2 Steel front doors are standard without a handle. Handles may be ordered for cupboard doors as a special.

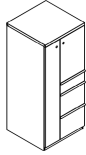
Storage Towers Steel Front

24" Wide Storage Towers

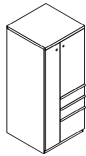
Series 2 Storage

Series 2 Steel Front Storage

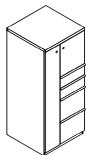
description	type	w	d	h	lock	pattern no.	P1	P2	P3
57" High tower with one box and two file drawers and door and wardrobe (left hand shown)	left hand	23 ⁷ / ₈ "	23 ¹ / ₂ "	56 ³ / ₁₆ "	Y	DT3WSLH5724BBFL	\$1,959.	\$2,253.	\$2,349.
	right hand	23 ⁷ / ₈ "	23 ¹ / ₂ "	56 ³ / ₁₆ "	Y	DT3WSRH5724BBFL	1,959.	2,253.	2,349.



57" High tower with two box and one file drawer and door and wardrobe (left hand shown)	left hand	23 ⁷ / ₈ "	23 ¹ / ₂ "	56 ³ / ₁₆ "	Y	DT3WSLH5724BBFL	1,857.	2,136.	2,229.
	right hand	23 ⁷ / ₈ "	23 ¹ / ₂ "	56 ³ / ₁₆ "	Y	DT3WSRH5724BBFL	1,857.	2,136.	2,229.



57" High tower with two box and two file drawers and door and wardrobe (left hand shown)	left hand	23 ⁷ / ₈ "	23 ¹ / ₂ "	56 ³ / ₁₆ "	Y	DT3WSLH5724BBFL	2,103.	2,418.	2,522.
	right hand	23 ⁷ / ₈ "	23 ¹ / ₂ "	56 ³ / ₁₆ "	Y	DT3WSRH5724BBFL	2,103.	2,418.	2,522.



Order Code

Example:	DT3SBLH5724BBFL-117
DT3	Series 2 Steel Front
SB	Side Access Bookcase
LH	Left Hand Access
57	57" High
24	24" Wide
B	Box Drawer
B	Box Drawer
F	File Drawer
L	Locking
117	Soft Grey paint finish

Specification Information

For non-locking towers, deduct \$60 from the list price for single door and double door units or \$75 list for units with wardrobe. Substitute the "L" suffix with an "N" within the pattern number to designate a non-locking unit, example (DT3SLH6424BBFN)

"M" drawers consisting of a box drawer body with a file drawer head are available by substituting any two "B" or any one "F" character within the pattern number, example (DT3SLH6424MFFN). Multiple "M" drawers may be specified providing they equal the total modules available.

A 6" drawer, behind a cupboard door is available by adding the numeral 1 to the end of the pattern number, example (DT3SLH6424BBFL1)

Note: 6" drawer behind doors are not available within the wardrobe portion of towers. Drawers behind doors can be specified with fronts painted in one of 6 accent colors. If an accent color is not selected the fronts will be painted black. Accent colors include, (MEY) Memo Yellow, (MRG) Marine Grey, (SFG) Seafoam Green, (REG) Robbins Egg Blue, (SSP) Sunset Pink and (KRD) Knoll Red.

Application Notes

Hanging rails and other accessories are not included and must be ordered separately. Hanging rails are included with 24" and 30" wide lateral drawers only. (See *Tower Accessories for pricing and order entry information*)

Half depth adjustable shelves and coat hooks may be ordered separately allowing the cupboard and wardrobe area of the 15", 24" and 30" wide towers to support binders as well as shorter coats. (See *Tower Accessories for pricing and order entry information*)

Single door towers: Include (2) locks

Double door towers: Include (2) locks

Wardrobe towers: Include (3) locks

15" wide Side Access Bookcase and Display towers: Include (1) lock

24" wide Side Access Bookcase and Display towers: Include (2) locks

Critical Dimensions

Dimensions under, **w**, **d** and **h** are actual to the nearest ¹/₁₆"

50", 57" and 64" Tower Internal Dimensions

- Box and M drawer height: 4⁵/₁₆"
- Box and M drawer width: 12¹/₁₆"
- Box and M drawer depth: 18³/₈"
- File drawer height: 9¹/₄"
- File drawer width: 12¹/₁₆"
- File drawer depth: 18³/₈"
- Wide drawer height: 9³/₁₆"
- Wide drawer width: 20³/₄"
- Wide drawer depth: 22⁷/₈"

Note: All towers are configured from the top down with standard combinations of box and file drawers.

Note: Drawer behind door list pricing is as follows: 1= \$250

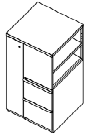
Note: Series 2 Steel front doors are standard without a handle. Handles may be ordered for cupboard doors as a special.

Storage Towers Steel Front

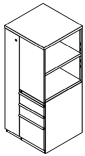
24" Wide Storage Towers

Series 2 Storage

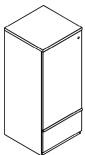
description	type	w	d	h	lock	pattern no.	P1	P2	P3
57" High Side Access Bookcase with two file drawers with wardrobe (left hand shown)	left hand	23 ⁷ / ₈ "	23 ¹ / ₂ "	56 ³ / ₁₆ "	Y	DT3WSBLH5724FFL	\$1,965.	\$2,259.	\$2,357.
	right hand	23 ⁷ / ₈ "	23 ¹ / ₂ "	56 ³ / ₁₆ "	Y	DT3WSBRH5724FFL	1,965.	2,259.	2,357.



57" High Side Access Bookcase with two box and one file drawer with wardrobe (left hand shown)	left hand	23 ⁷ / ₈ "	23 ¹ / ₂ "	56 ³ / ₁₆ "	Y	DT3WSBLH5724BBFL	2,038.	2,344.	2,445.
	right hand	23 ⁷ / ₈ "	23 ¹ / ₂ "	56 ³ / ₁₆ "	Y	DT3WSBRH5724BBFL	2,038.	2,344.	2,445.



57" High Single Door tower with wide drawer (left hand shown)	left hand	23 ⁷ / ₈ "	23 ¹ / ₂ "	56 ³ / ₁₆ "	Y	DT3SLH5724WL	1,384.	1,591.	1,660.
	right hand	23 ⁷ / ₈ "	23 ¹ / ₂ "	56 ³ / ₁₆ "	Y	DT3SRH5724WL	1,384.	1,591.	1,660.



Order Code

Example:	DT3SBLH5724BBFL-117
DT3	Series 2 Steel Front
SB	Side Access Bookcase
LH	Left Hand Access
57	57" High
24	24" Wide
B	Box Drawer
B	Box Drawer
F	File Drawer
L	Locking
117	Soft Grey paint finish

Specification Information

For non-locking towers, deduct \$60 from the list price for single door and double door units or \$75 list for units with wardrobe. Substitute the "L" suffix with an "N" within the pattern number to designate a non-locking unit, example (DT3SLH6424BBFN)

"M" drawers consisting of a box drawer body with a file drawer head are available by substituting any two "B" or any one "F" character within the pattern number, example (DT3SLH6424MFN). Multiple "M" drawers may be specified providing they equal the total modules available.

A 6" drawer, behind a cupboard door is available by adding the numeral 1 to the end of the pattern number, example (DT3SLH6424BBFL1)

Note: 6" drawer behind doors are not available within the wardrobe portion of towers. Drawers behind doors can be specified with fronts painted in one of 6 accent colors. If an accent color is not selected the fronts will be painted black. Accent colors include, (MEY) Memo Yellow, (MRG) Marine Grey, (SFG) Seafoam Green, (REG) Robbins Egg Blue, (SSP) Sunset Pink and (KRD) Knoll Red.

Application Notes

Hanging rails and other accessories are not included and must be ordered separately. Hanging rails are included with 24" and 30" wide lateral drawers only. (See *Tower Accessories for pricing and order entry information*)

Half depth adjustable shelves and coat hooks may be ordered separately allowing the cupboard and wardrobe area of the 15", 24" and 30" wide towers to support binders as well as shorter coats. (See *Tower Accessories for pricing and order entry information*)

Single door towers: Include (2) locks

Double door towers: Include (2) locks

Wardrobe towers: Include (3) locks

15" wide Side Access Bookcase and Display towers: Include (1) lock

24" wide Side Access Bookcase and Display towers: Include (2) locks

Critical Dimensions

Dimensions under, **w**, **d** and **h** are actual to the nearest ¹/₁₆"

50", 57" and 64" Tower Internal Dimensions

- Box and M drawer height: 4⁵/₁₆"
- Box and M drawer width: 12¹/₁₆"
- Box and M drawer depth: 18³/₈"
- File drawer height: 9¹/₄"
- File drawer width: 12¹/₁₆"
- File drawer depth: 18³/₈"
- Wide drawer height: 9⁷/₁₆"
- Wide drawer width: 20³/₄"
- Wide drawer depth: 22⁷/₈"

Note: All towers are configured from the top down with standard combinations of box and file drawers.

Note: Drawer behind door list pricing is as follows: 1= \$250

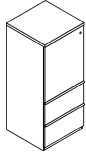
Note: Series 2 Steel front doors are standard without a handle. Handles may be ordered for cupboard doors as a special.

Storage Towers Steel Front 24" Wide Storage Towers

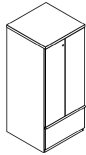
Series 2 Storage

Series 2 Steel Front Storage

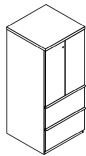
description	type	w	d	h	lock	pattern no.	P1	P2	P3
57" High Single Door tower with two wide drawers (left hand shown)	left hand	23 7/8"	23 1/2"	56 3/16"	Y	DT3SLH5724WWL	\$1,620.	\$1,864.	\$1,944.
	right hand	23 7/8"	23 1/2"	56 3/16"	Y	DT3SRH5724WWL	1,620.	1,864.	1,944.



57" High Double Door tower with one wide drawer		23 7/8"	23 1/2"	56 3/16"	Y	DT3D5724WL	1,685.	1,938.	2,021.
---	--	---------	---------	----------	---	-------------------	--------	--------	--------



57" High Double Door tower with two wide drawers		23 7/8"	23 1/2"	56 3/16"	Y	DT3D5724WWL	1,987.	2,285.	2,384.
--	--	---------	---------	----------	---	--------------------	--------	--------	--------



Order Code

Example:	DT3SBLH5724BBFL-117
DT3	Series 2 Steel Front
SB	Side Access Bookcase
LH	Left Hand Access
57	57" High
24	24" Wide
B	Box Drawer
B	Box Drawer
F	File Drawer
L	Locking
117	Soft Grey paint finish

Specification Information

For non-locking towers, deduct \$60 from the list price for single door and double door units or \$75 list for units with wardrobe. Substitute the "L" suffix with an "N" within the pattern number to designate a non-locking unit, example (DT3SLH6424BBFN)

"M" drawers consisting of a box drawer body with a file drawer head are available by substituting any two "B" or any one "F" character within the pattern number, example (DT3SLH6424MFN). Multiple "M" drawers may be specified providing they equal the total modules available.

A 6" drawer, behind a cupboard door is available by adding the numeral 1 to the end of the pattern number, example (DT3SLH6424BBFL1)

Note: 6" drawer behind doors are not available within the wardrobe portion of towers. Drawers behind doors can be specified with fronts painted in one of 6 accent colors. If an accent color is not selected the fronts will be painted black. Accent colors include, (MEY) Memo Yellow, (MRG) Marine Grey, (SFG) Seafoam Green, (REG) Robbins Egg Blue, (SSP) Sunset Pink and (KRD) Knoll Red.

Application Notes

Hanging rails and other accessories are not included and must be ordered separately. Hanging rails are included with 24" and 30" wide lateral drawers only. (See *Tower Accessories for pricing and order entry information*)

Half depth adjustable shelves and coat hooks may be ordered separately allowing the cupboard and wardrobe area of the 15", 24" and 30" wide towers to support binders as well as shorter coats. (See *Tower Accessories for pricing and order entry information*)

Single door towers: Include (2) locks

Double door towers: Include (2) locks

Wardrobe towers: Include (3) locks

15" wide Side Access Bookcase and Display towers: Include (1) lock

24" wide Side Access Bookcase and Display towers: Include (2) locks

Critical Dimensions

Dimensions under, **w**, **d** and **h** are actual to the nearest 1/16"

50", 57" and 64" Tower Internal Dimensions

- Box and M drawer height: 4 5/16"
- Box and M drawer width: 12 1/16"
- Box and M drawer depth: 18 3/8"
- File drawer height: 9 1/4"
- File drawer width: 12 1/16"
- File drawer depth: 18 3/8"
- Wide drawer height: 9 7/16"
- Wide drawer width: 20 3/4"
- Wide drawer depth: 22 7/8"

Note: All towers are configured from the top down with standard combinations of box and file drawers.

Note: Drawer behind door list pricing is as follows: 1= \$250

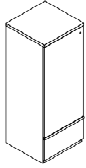
Note: Series 2 Steel front doors are standard without a handle. Handles may be ordered for cupboard doors as a special.

Storage Towers Steel Front

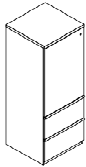
24" Wide Storage Towers

Series 2 Storage

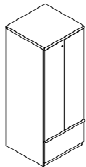
description	type	w	d	h	lock	pattern no.	P1	P2	P3
64" High Single Door tower with wide drawer (left hand shown)	left hand	23 7/8"	23 1/2"	63 5/16"	Y	DT3SLH6424WL	\$1,403.	\$1,613.	\$1,684.
	right hand	23 7/8"	23 1/2"	63 5/16"	Y	DT3SRH6424WL	1,403.	1,613.	1,684.



64" High Single Door tower with two wide drawers (left hand shown)	left hand	23 7/8"	23 1/2"	63 5/16"	Y	DT3SLH6424WWL	1,629.	1,872.	1,953.
	right hand	23 7/8"	23 1/2"	63 5/16"	Y	DT3SRH6424WWL	1,629.	1,872.	1,953.



64" High Double Door tower with one wide drawer		23 7/8"	23 1/2"	63 5/16"	Y	DT3D6424WL	1,718.	1,976.	2,062.
---	--	---------	---------	----------	---	-------------------	--------	--------	--------



24" and 30" wide double door cabinets may be ordered with a grommet option located in the back of the case by adding a "G" between the 4th and 5th character of the pattern number, example (DT3D**G**6424WL). Add \$100 list for this option. **Note**, by adding a "G" option, the cabinet will also receive AV hinged doors.

Order Code

Example:	DT3SBLH5724BBFL-117
DT3	Series 2 Steel Front
SB	Side Access Bookcase
LH	Left Hand Access
57	57" High
24	24" Wide
B	Box Drawer
B	Box Drawer
F	File Drawer
L	Locking
117	Soft Grey paint finish

Specification Information

For non-locking towers, deduct \$60 from the list price for single door and double door units or \$75 list for units with wardrobe. Substitute the "L" suffix with an "N" within the pattern number to designate a non-locking unit, example (DT3SLH6424BBFN)

"M" drawers consisting of a box drawer body with a file drawer head are available by substituting any two "B" or any one "F" character within the pattern number, example (DT3SLH6424**MFN**). Multiple "M" drawers may be specified providing they equal the total modules available.

A 6" drawer, behind a cupboard door is available by adding the numeral 1 to the end of the pattern number, example (DT3SLH6424BBFL**1**)

Note: 6" drawer behind doors are not available within the wardrobe portion of towers. Drawers behind doors can be specified with fronts painted in one of 6 accent colors. If an accent color is not selected the fronts will be painted black. Accent colors include, (**MEY**) Memo Yellow, (**MRG**) Marine Grey, (**SFG**) Seafoam Green, (**REG**) Robbins Egg Blue, (**SSP**) Sunset Pink and (**KRD**) Knoll Red.

Application Notes

Hanging rails and other accessories are not included and must be ordered separately. Hanging rails are included with 24" and 30" wide lateral drawers only. (*See Tower Accessories for pricing and order entry information*)

Half depth adjustable shelves and coat hooks may be ordered separately allowing the cupboard and wardrobe area of the 15", 24" and 30" wide towers to support binders as well as shorter coats. (*See Tower Accessories for pricing and order entry information*)

Single door towers: Include (2) locks

Double door towers: Include (2) locks

Wardrobe towers: Include (3) locks

15" wide Side Access Bookcase and Display towers: Include (1) lock

24" wide Side Access Bookcase and Display towers: Include (2) locks

Critical Dimensions

Dimensions under, **w**, **d** and **h** are actual to the nearest 1/16"

50", 57" and 64" Tower Internal Dimensions

- Box and M drawer height: 4 5/16"
- Box and M drawer width: 12 1/16"
- Box and M drawer depth: 18 3/8"
- File drawer height: 9 1/4"
- File drawer width: 12 1/16"
- File drawer depth: 18 3/8"
- Wide drawer height: 9 7/16"
- Wide drawer width: 20 3/4"
- Wide drawer depth: 22 7/8"

Note: All towers are configured from the top down with standard combinations of box and file drawers.

Note: Drawer behind door list pricing is as follows: 1= \$250

Note: Series 2 Steel front doors are standard without a handle. Handles may be ordered for cupboard doors as a special.

Storage Towers Steel Front

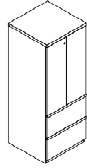
24" Wide Storage Towers

Series 2 Storage

Series 2 Steel Front Storage

description	type	w	d	h	lock	pattern no.	P1	P2	P3
-------------	------	---	---	---	------	-------------	----	----	----

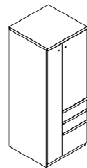
64" High Double Door tower with two wide drawers



24" and 30" wide double door cabinets may be ordered with a grommet option located in the back of the case by adding a "G" between the 4th and 5th character of the pattern number, example (DT3DG6424WL). Add \$100 list for this option. **Note**, by adding a "G" option, the cabinet will also receive AV hinged doors.

description	type	w	d	h	lock	pattern no.	P1	P2	P3
-------------	------	---	---	---	------	-------------	----	----	----

64" High tower with two box and one file drawer and door and wardrobe (left hand shown)



	left hand	23 7/8"	23 1/2"	63 5/16"	Y	DT3WSLH6424BBFL	1,870.	2,151.	2,244.
	right hand	23 7/8"	23 1/2"	63 5/16"	Y	DT3WSRH6424BBFL	1,870.	2,151.	2,244.

Order Code

Example:	DT3SBLH5724BBFL-117
DT3	Series 2 Steel Front
SB	Side Access Bookcase
LH	Left Hand Access
57	57" High
24	24" Wide
B	Box Drawer
B	Box Drawer
F	File Drawer
L	Locking
117	Soft Grey paint finish

Specification Information

For non-locking towers, deduct \$60 from the list price for single door and double door units or \$75 list for units with wardrobe. Substitute the "L" suffix with an "N" within the pattern number to designate a non-locking unit, example (DT3SLH6424BBFN)

"M" drawers consisting of a box drawer body with a file drawer head are available by substituting any two "B" or any one "F" character within the pattern number, example (DT3SLH6424MFN). Multiple "M" drawers may be specified providing they equal the total modules available.

A 6" drawer, behind a cupboard door is available by adding the numeral 1 to the end of the pattern number, example (DT3SLH6424BBFL1)

Note: 6" drawer behind doors are not available within the wardrobe portion of towers. Drawers behind doors can be specified with fronts painted in one of 6 accent colors. If an accent color is not selected the fronts will be painted black. Accent colors include, (MEY) Memo Yellow, (MRG) Marine Grey, (SFG) Seafoam Green, (REG) Robbins Egg Blue, (SSP) Sunset Pink and (KRD) Knoll Red.

Application Notes

Hanging rails and other accessories are not included and must be ordered separately. Hanging rails are included with 24" and 30" wide lateral drawers only. (See *Tower Accessories for pricing and order entry information*)

Half depth adjustable shelves and coat hooks may be ordered separately allowing the cupboard and wardrobe area of the 15", 24" and 30" wide towers to support binders as well as shorter coats. (See *Tower Accessories for pricing and order entry information*)

Single door towers: Include (2) locks

Double door towers: Include (2) locks

Wardrobe towers: Include (3) locks

15" wide Side Access Bookcase and Display towers: Include (1) lock

24" wide Side Access Bookcase and Display towers: Include (2) locks

Critical Dimensions

Dimensions under, **w**, **d** and **h** are actual to the nearest 1/16"

50", 57" and 64" Tower Internal Dimensions

- Box and M drawer height: 4 5/16"
- Box and M drawer width: 12 1/16"
- Box and M drawer depth: 18 3/8"
- File drawer height: 9 1/4"
- File drawer width: 12 1/16"
- File drawer depth: 18 3/8"
- Wide drawer height: 9 3/16"
- Wide drawer width: 20 3/4"
- Wide drawer depth: 22 7/8"

Note: All towers are configured from the top down with standard combinations of box and file drawers.

Note: Drawer behind door list pricing is as follows: 1= \$250

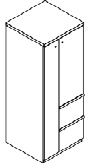
Note: Series 2 Steel front doors are standard without a handle. Handles may be ordered for cupboard doors as a special.

Storage Towers Steel Front

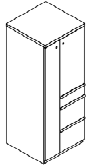
24" Wide Storage Towers

Series 2 Storage

description	type	w	d	h	lock	pattern no.	P1	P2	P3
64" High tower with two file drawers and door and wardrobe (left hand shown)	left hand	23 ⁷ / ₈ "	23 ¹ / ₂ "	63 ⁵ / ₁₆ "	Y	DT3WSLH6424FFL	\$1,668.	\$1,919.	\$2,003.
	right hand	23 ⁷ / ₈ "	23 ¹ / ₂ "	63 ⁵ / ₁₆ "	Y	DT3WSRH6424FFL	1,668.	1,919.	2,003.



64" High tower with one box and two file drawers and door and wardrobe (left hand shown)	left hand	23 ⁷ / ₈ "	23 ¹ / ₂ "	63 ⁵ / ₁₆ "	Y	DT3WSLH6424BFFL	1,987.	2,285.	2,386.
	right hand	23 ⁷ / ₈ "	23 ¹ / ₂ "	63 ⁵ / ₁₆ "	Y	DT3WSRH6424BFFL	1,987.	2,285.	2,386.



Order Code

Example:	DT3SBLH5724BBFL-117
DT3	Series 2 Steel Front
SB	Side Access Bookcase
LH	Left Hand Access
57	57" High
24	24" Wide
B	Box Drawer
B	Box Drawer
F	File Drawer
L	Locking
117	Soft Grey paint finish

Specification Information

For non-locking towers, deduct \$60 from the list price for single door and double door units or \$75 list for units with wardrobe. Substitute the "L" suffix with an "N" within the pattern number to designate a non-locking unit, example (DT3SLH6424BBFN)

"M" drawers consisting of a box drawer body with a file drawer head are available by substituting any two "B" or any one "F" character within the pattern number, example (DT3SLH6424MFN). Multiple "M" drawers may be specified providing they equal the total modules available.

A 6" drawer, behind a cupboard door is available by adding the numeral 1 to the end of the pattern number, example (DT3SLH6424BBFL1)

Note: 6" drawer behind doors are not available within the wardrobe portion of towers. Drawers behind doors can be specified with fronts painted in one of 6 accent colors. If an accent color is not selected the fronts will be painted black. Accent colors include, (MEY) Memo Yellow, (MRG) Marine Grey, (SFG) Seafoam Green, (REG) Robbins Egg Blue, (SSP) Sunset Pink and (KRD) Knoll Red.

Application Notes

Hanging rails and other accessories are not included and must be ordered separately. Hanging rails are included with 24" and 30" wide lateral drawers only. (See *Tower Accessories for pricing and order entry information*)

Half depth adjustable shelves and coat hooks may be ordered separately allowing the cupboard and wardrobe area of the 15", 24" and 30" wide towers to support binders as well as shorter coats. (See *Tower Accessories for pricing and order entry information*)

Single door towers: Include (2) locks

Double door towers: Include (2) locks

Wardrobe towers: Include (3) locks

15" wide Side Access Bookcase and Display towers: Include (1) lock

24" wide Side Access Bookcase and Display towers: Include (2) locks

Critical Dimensions

Dimensions under, **w**, **d** and **h** are actual to the nearest ¹/₁₆"

50", 57" and 64" Tower Internal Dimensions

- Box and M drawer height: 4⁵/₁₆"
- Box and M drawer width: 12¹/₁₆"
- Box and M drawer depth: 18³/₈"
- File drawer height: 9¹/₄"
- File drawer width: 12¹/₁₆"
- File drawer depth: 18³/₈"
- Wide drawer height: 9⁷/₁₆"
- Wide drawer width: 20³/₄"
- Wide drawer depth: 22⁷/₈"

Note: All towers are configured from the top down with standard combinations of box and file drawers.

Note: Drawer behind door list pricing is as follows: 1= \$250

Note: Series 2 Steel front doors are standard without a handle. Handles may be ordered for cupboard doors as a special.

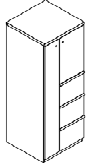
Storage Towers Steel Front

24" Wide Storage Towers

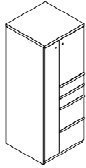
Series 2 Storage

Series 2 Steel Front Storage

description	type	w	d	h	lock	pattern no.	P1	P2	P3
64" High tower with three file drawers and door and wardrobe (left hand shown)	left hand	23 ⁷ / ₈ "	23 ¹ / ₂ "	63 ⁵ / ₁₆ "	Y	DT3WSLH6424FFFL	\$1,977.	\$2,273.	\$2,371.
	right hand	23 ⁷ / ₈ "	23 ¹ / ₂ "	63 ⁵ / ₁₆ "	Y	DT3WSRH6424FFFL	1,977.	2,273.	2,371.



64" High tower with two box and two file drawers and door and wardrobe (left hand shown)	left hand	23 ⁷ / ₈ "	23 ¹ / ₂ "	63 ⁵ / ₁₆ "	Y	DT3WSLH6424BBFFL	2,148.	2,469.	2,575.
	right hand	23 ⁷ / ₈ "	23 ¹ / ₂ "	63 ⁵ / ₁₆ "	Y	DT3WSRH6424BBFFL	2,148.	2,469.	2,575.



Order Code

Example:	DT3SBLH5724BBFL-117
DT3	Series 2 Steel Front
SB	Side Access Bookcase
LH	Left Hand Access
57	57" High
24	24" Wide
B	Box Drawer
B	Box Drawer
F	File Drawer
L	Locking
117	Soft Grey paint finish

Specification Information

For non-locking towers, deduct \$60 from the list price for single door and double door units or \$75 list for units with wardrobe. Substitute the "L" suffix with an "N" within the pattern number to designate a non-locking unit, example (DT3SLH6424BBFN)

"M" drawers consisting of a box drawer body with a file drawer head are available by substituting any two "B" or any one "F" character within the pattern number, example (DT3SLH6424MFN). Multiple "M" drawers may be specified providing they equal the total modules available.

A 6" drawer, behind a cupboard door is available by adding the numeral 1 to the end of the pattern number, example (DT3SLH6424BBFL1)

Note: 6" drawer behind doors are not available within the wardrobe portion of towers. Drawers behind doors can be specified with fronts painted in one of 6 accent colors. If an accent color is not selected the fronts will be painted black. Accent colors include, (MEY) Memo Yellow, (MRG) Marine Grey, (SFG) Seafoam Green, (REG) Robbins Egg Blue, (SSP) Sunset Pink and (KRD) Knoll Red.

Application Notes

Hanging rails and other accessories are not included and must be ordered separately. Hanging rails are included with 24" and 30" wide lateral drawers only. (See *Tower Accessories for pricing and order entry information*)

Half depth adjustable shelves and coat hooks may be ordered separately allowing the cupboard and wardrobe area of the 15", 24" and 30" wide towers to support binders as well as shorter coats. (See *Tower Accessories for pricing and order entry information*)

Single door towers: Include (2) locks

Double door towers: Include (2) locks

Wardrobe towers: Include (3) locks

15" wide Side Access Bookcase and Display towers: Include (1) lock

24" wide Side Access Bookcase and Display towers: Include (2) locks

Critical Dimensions

Dimensions under, **w**, **d** and **h** are actual to the nearest ¹/₁₆"

50", 57" and 64" Tower Internal Dimensions

- Box and M drawer height: 4⁵/₁₆"
- Box and M drawer width: 12¹/₁₆"
- Box and M drawer depth: 18³/₈"
- File drawer height: 9¹/₄"
- File drawer width: 12¹/₁₆"
- File drawer depth: 18³/₈"
- Wide drawer height: 9³/₁₆"
- Wide drawer width: 20³/₄"
- Wide drawer depth: 22⁷/₈"

Note: All towers are configured from the top down with standard combinations of box and file drawers.

Note: Drawer behind door list pricing is as follows: 1= \$250

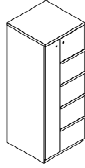
Note: Series 2 Steel front doors are standard without a handle. Handles may be ordered for cupboard doors as a special.

Storage Towers Steel Front

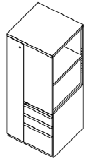
24" Wide Storage Towers

Series 2 Storage

description	type	w	d	h	lock	pattern no.	P1	P2	P3
64" High tower with four file drawers and door and wardrobe (left hand shown)	left hand	23 ⁷ / ₈ "	23 ¹ / ₂ "	63 ⁵ / ₁₆ "	Y	DT3WSLH6424FFFL	\$2,177.	\$2,502.	\$2,610.
	right hand	23 ⁷ / ₈ "	23 ¹ / ₂ "	63 ⁵ / ₁₆ "	Y	DT3WSRH6424FFFL	2,177.	2,502.	2,610.



64" High Side Access Bookcase with two box and one file drawer with wardrobe (left hand shown)	left hand	23 ⁷ / ₈ "	23 ¹ / ₂ "	63 ⁵ / ₁₆ "	Y	DT3WSBLH6424BBFL	2,081.	2,393.	2,498.
	right hand	23 ⁷ / ₈ "	23 ¹ / ₂ "	63 ⁵ / ₁₆ "	Y	DT3WSBRH6424BBFL	2,081.	2,393.	2,498.



Order Code

Example:	DT3SBLH5724BBFL-117
DT3	Series 2 Steel Front
SB	Side Access Bookcase
LH	Left Hand Access
57	57" High
24	24" Wide
B	Box Drawer
B	Box Drawer
F	File Drawer
L	Locking
117	Soft Grey paint finish

Specification Information

For non-locking towers, deduct \$60 from the list price for single door and double door units or \$75 list for units with wardrobe. Substitute the "L" suffix with an "N" within the pattern number to designate a non-locking unit, example (DT3SLH6424BBFN)

"M" drawers consisting of a box drawer body with a file drawer head are available by substituting any two "B" or any one "F" character within the pattern number, example (DT3SLH6424MFN). Multiple "M" drawers may be specified providing they equal the total modules available.

A 6" drawer, behind a cupboard door is available by adding the numeral 1 to the end of the pattern number, example (DT3SLH6424BBFL1)

Note: 6" drawer behind doors are not available within the wardrobe portion of towers. Drawers behind doors can be specified with fronts painted in one of 6 accent colors. If an accent color is not selected the fronts will be painted black. Accent colors include, (MEY) Memo Yellow, (MRG) Marine Grey, (SFG) Seafoam Green, (REG) Robbins Egg Blue, (SSP) Sunset Pink and (KRD) Knoll Red.

Application Notes

Hanging rails and other accessories are not included and must be ordered separately. Hanging rails are included with 24" and 30" wide lateral drawers only. (See *Tower Accessories for pricing and order entry information*)

Half depth adjustable shelves and coat hooks may be ordered separately allowing the cupboard and wardrobe area of the 15", 24" and 30" wide towers to support binders as well as shorter coats. (See *Tower Accessories for pricing and order entry information*)

Single door towers: Include (2) locks

Double door towers: Include (2) locks

Wardrobe towers: Include (3) locks

15" wide Side Access Bookcase and Display towers: Include (1) lock

24" wide Side Access Bookcase and Display towers: Include (2) locks

Critical Dimensions

Dimensions under, **w**, **d** and **h** are actual to the nearest ¹/₁₆"

50", 57" and 64" Tower Internal Dimensions

- Box and M drawer height: 4⁵/₁₆"
- Box and M drawer width: 12¹/₁₆"
- Box and M drawer depth: 18³/₈"
- File drawer height: 9¹/₄"
- File drawer width: 12¹/₁₆"
- File drawer depth: 18³/₈"
- Wide drawer height: 9³/₁₆"
- Wide drawer width: 20³/₄"
- Wide drawer depth: 22⁷/₈"

Note: All towers are configured from the top down with standard combinations of box and file drawers.

Note: Drawer behind door list pricing is as follows: 1= \$250

Note: Series 2 Steel front doors are standard without a handle. Handles may be ordered for cupboard doors as a special.

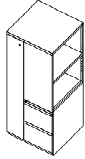
Storage Towers Steel Front

24" Wide Storage Towers

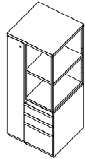
Series 2 Storage

Series 2 Steel Front Storage

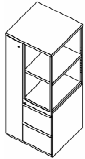
description	type	w	d	h	lock	pattern no.	P1	P2	P3
64" High Side Access Bookcase with two file drawers with wardrobe (left hand shown)	left hand	23 7/8"	23 1/2"	63 3/16"	Y	DT3WSBLH6424FFL	\$2,010.	\$2,312.	\$2,413.
	right hand	23 7/8"	23 1/2"	63 3/16"	Y	DT3WSBRH6424FFL	2,010.	2,312.	2,413.



64" High Display tower with two box and one file drawer and wardrobe (left hand shown)	left hand	23 7/8"	23 1/2"	63 3/16"	Y	DT3WBDLH6424BBFL	2,102.	2,418.	2,522.
	right hand	23 7/8"	23 1/2"	63 3/16"	Y	DT3WBDRH6424BBFL	2,102.	2,418.	2,522.



64" High Display tower with two file drawers and wardrobe (left hand shown)	left hand	23 7/8"	23 1/2"	63 3/16"	Y	DT3WBDLH6424FFL	2,028.	2,334.	2,434.
	right hand	23 7/8"	23 1/2"	63 3/16"	Y	DT3WBDRH6424FFL	2,028.	2,334.	2,434.



Order Code

Example:	DT3SBLH5724BBFL-117
DT3	Series 2 Steel Front
SB	Side Access Bookcase
LH	Left Hand Access
57	57" High
24	24" Wide
B	Box Drawer
B	Box Drawer
F	File Drawer
L	Locking
117	Soft Grey paint finish

Specification Information

For non-locking towers, deduct \$60 from the list price for single door and double door units or \$75 list for units with wardrobe. Substitute the "L" suffix with an "N" within the pattern number to designate a non-locking unit, example (DT3SLH6424BBFN)

"M" drawers consisting of a box drawer body with a file drawer head are available by substituting any two "B" or any one "F" character within the pattern number, example (DT3SLH6424MFN). Multiple "M" drawers may be specified providing they equal the total modules available.

A 6" drawer, behind a cupboard door is available by adding the numeral 1 to the end of the pattern number, example (DT3SLH6424BBFL1)

Note: 6" drawer behind doors are not available within the wardrobe portion of towers. Drawers behind doors can be specified with fronts painted in one of 6 accent colors. If an accent color is not selected the fronts will be painted black. Accent colors include, (MEY) Memo Yellow, (MRG) Marine Grey, (SFG) Seafoam Green, (REG) Robbins Egg Blue, (SSP) Sunset Pink and (KRD) Knoll Red.

Application Notes

Hanging rails and other accessories are not included and must be ordered separately. Hanging rails are included with 24" and 30" wide lateral drawers only. (See *Tower Accessories for pricing and order entry information*)

Half depth adjustable shelves and coat hooks may be ordered separately allowing the cupboard and wardrobe area of the 15", 24" and 30" wide towers to support binders as well as shorter coats. (See *Tower Accessories for pricing and order entry information*)

Single door towers: Include (2) locks

Double door towers: Include (2) locks

Wardrobe towers: Include (3) locks

15" wide Side Access Bookcase and Display towers: Include (1) lock

24" wide Side Access Bookcase and Display towers: Include (2) locks

Critical Dimensions

Dimensions under, **w**, **d** and **h** are actual to the nearest 1/16"

50", 57" and 64" Tower Internal Dimensions

- Box and M drawer height: 4 5/16"
- Box and M drawer width: 12 1/16"
- Box and M drawer depth: 18 3/8"
- File drawer height: 9 1/4"
- File drawer width: 12 1/16"
- File drawer depth: 18 3/8"
- Wide drawer height: 9 3/16"
- Wide drawer width: 20 3/4"
- Wide drawer depth: 22 7/8"

Note: All towers are configured from the top down with standard combinations of box and file drawers.

Note: Drawer behind door list pricing is as follows: 1= \$250

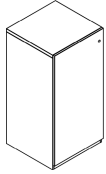
Note: Series 2 Steel front doors are standard without a handle. Handles may be ordered for cupboard doors as a special.

Storage Towers Steel Front

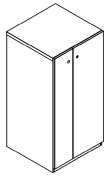
24" Wide Storage Towers - Full Height Door

Series 2 Storage

description	type	w	d	h	lock	pattern no.	P1	P2	P3
50" High tower with one single (Full height door)(Left hand shown)	left hand	23 7/8"	23 1/2"	48 3/16"	Y	DT3FSLH5024L	\$1,262.	\$1,463.	\$1,531.
	right hand	23 7/8"	23 1/2"	48 3/16"	Y	DT3FSRH5024L	1,262.	1,463.	1,531.



50" High tower with wardrobe/cabinet (Full height doors)(Left hand shown)	left hand	23 7/8"	23 1/2"	48 3/16"	Y	DT3FWSLH5024L	1,574.	1,821.	1,903.
	right hand	23 7/8"	23 1/2"	48 3/16"	Y	DT3FWSRH5024L	1,574.	1,821.	1,903.



Order Code

Example:	DT3FSLH5024L- 117
DT3F	Series 2 Full Height Steel Door
S	Storage Door
LH	Left Hand Hinge
50	50" High
24	24" Wide
L	Locking
117	Soft Grey paint finish

Specification Information

For non-locking towers, deduct \$60 from the list price for single door and double door units or \$75 list for units with wardrobe. Substitute the "L" suffix with a "N" within the pattern number to designate a non-locking unit, example (DT3SLH6424BBFN)

"M" drawers consisting of a box drawer body with a file drawer head are available by substituting any two "B" or any one "F" character within the pattern number, example (DT3SLH6424MFN). Multiple "M" drawers may be specified providing they equal the total modules available.

A 6" drawer, behind a cupboard door is available by adding the numeral 1 to the end of the pattern number, example (DT3SLH6424BBFL1)

Note: 6" drawer behind doors are not available within the wardrobe portion of towers. Drawers behind doors can be specified with fronts painted in one of 6 accent colors. If an accent color is not selected the fronts will be painted black. Accent colors include, (MEY) Memo Yellow, (MRG) Marine Grey, (SFG) Seafoam Green, (REG) Robbins Egg Blue, (SSP) Sunset Pink and (KRD) Knoll Red.

Note: Series 2 Steel front doors are standard without a handle. Handles may be ordered for cupboard doors as a special.

Application Notes

Hanging rails and other accessories are not included and must be ordered separately. Hanging rails are included with 24" and 30" wide lateral drawers only. (See *Tower Accessories for pricing and order entry information*)

Half depth adjustable shelves and coat hooks may be ordered separately allowing the cupboard and wardrobe area of the 15", 24" and 30" wide towers to support binders as well as shorter coats. (See *Tower Accessories for pricing and order entry information*)

Single door towers: Include (2) locks

Double door towers: Include (2) locks

Wardrobe towers: Include (3) locks

15" wide Side Access Bookcase and Display towers: Include (1) lock

24" wide Side Access Bookcase and Display towers: Include (2) locks

Full height door towers are designed to compliment the aesthetic of Dividends Horizon storage components.

Critical Dimensions

Dimensions under, **w**, **d** and **h** are actual to the nearest 1/16"

50", 57" and 64" Tower Internal Dimensions

- Box and M drawer height: 4 5/16"
- Box and M drawer width: 12 1/16"
- Box and M drawer depth: 18 3/8"
- File drawer height: 9 1/4"
- File drawer width: 12 1/16"
- File drawer depth: 18 3/8"
- Wide drawer height: 9 9/16"
- Wide drawer width: 20 3/4"
- Wide drawer depth: 22 7/8"

Note: All towers are configured from the top down with standard combinations of box and file drawers.

Note: Drawer behind door list pricing is as follows;; 1= \$250

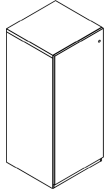
Storage Towers Steel Front

24" Wide Storage Towers - Full Height Door

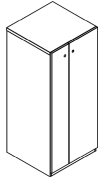
Series 2 Storage

Series 2 Steel Front Storage

description	type	w	d	h	lock	pattern no.	P1	P2	P3
57" High tower with one single (Full height door)(Left hand shown)	left hand	23 7/8"	23 1/2"	56 3/16"	Y	DT3FSLH5724L	\$1,306.	\$1,513.	\$1,582.
	right hand	23 7/8"	23 1/2"	56 3/16"	Y	DT3FSRH5724L	1,306.	1,513.	1,582.



57" High tower with wardrobe/cabinet (Full height doors)(Left hand shown)	left hand	23 7/8"	23 1/2"	56 3/16"	Y	DT3FWSLH5724L	1,607.	1,860.	1,943.
	right hand	23 7/8"	23 1/2"	56 3/16"	Y	DT3FWSRH5724L	1,607.	1,860.	1,943.



Order Code

Example:	DT3FSLH5024L- 117
DT3F	Series 2 Full Height Steel Door
S	Storage Door
LH	Left Hand Hinge
50	50" High
24	24" Wide
L	Locking
117	Soft Grey paint finish

Specification Information

For non-locking towers, deduct \$60 from the list price for single door and double door units or \$75 list for units with wardrobe. Substitute the "L" suffix with a "N" within the pattern number to designate a non-locking unit, example (DT3SLH6424BBFN)

"M" drawers consisting of a box drawer body with a file drawer head are available by substituting any two "B" or any one "F" character within the pattern number, example (DT3SLH6424MFN). Multiple "M" drawers may be specified providing they equal the total modules available.

A 6" drawer, behind a cupboard door is available by adding the numeral 1 to the end of the pattern number, example (DT3SLH6424BBFL1)

Note: 6" drawer behind doors are not available within the wardrobe portion of towers. Drawers behind doors can be specified with fronts painted in one of 6 accent colors. If an accent color is not selected the fronts will be painted black. Accent colors include, (MEY) Memo Yellow, (MRG) Marine Grey, (SFG) Seafoam Green, (REG) Robbins Egg Blue, (SSP) Sunset Pink and (KRD) Knoll Red.

Note: Series 2 Steel front doors are standard without a handle. Handles may be ordered for cupboard doors as a special.

Application Notes

Hanging rails and other accessories are not included and must be ordered separately. Hanging rails are included with 24" and 30" wide lateral drawers only. (See *Tower Accessories for pricing and order entry information*)

Half depth adjustable shelves and coat hooks may be ordered separately allowing the cupboard and wardrobe area of the 15", 24" and 30" wide towers to support binders as well as shorter coats. (See *Tower Accessories for pricing and order entry information*)

Single door towers: Include (2) locks

Double door towers: Include (2) locks

Wardrobe towers: Include (3) locks

15" wide Side Access Bookcase and Display towers: Include (1) lock

24" wide Side Access Bookcase and Display towers: Include (2) locks

Full height door towers are designed to compliment the aesthetic of Dividends Horizon storage components.

Critical Dimensions

Dimensions under, **w**, **d** and **h** are actual to the nearest 1/16"

50", 57" and 64" Tower Internal Dimensions

- Box and M drawer height: 4 5/16"
- Box and M drawer width: 12 1/16"
- Box and M drawer depth: 18 3/8"
- File drawer height: 9 1/4"
- File drawer width: 12 1/16"
- File drawer depth: 18 3/8"
- Wide drawer height: 9 9/16"
- Wide drawer width: 20 3/4"
- Wide drawer depth: 22 7/8"

Note: All towers are configured from the top down with standard combinations of box and file drawers.

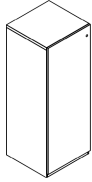
Note: Drawer behind door list pricing is as follows;; 1= \$250

Storage Towers Steel Front

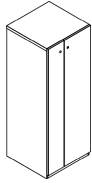
24" Wide Storage Towers - Full Height Door

Series 2 Storage

description	type	w	d	h	lock	pattern no.	P1	P2	P3
64" High tower with one single (Full height door)(Left hand shown)	left hand	23 7/8"	23 1/2"	63 3/16"	Y	DT3FSLH6424L	\$1,325.	\$1,535.	\$1,606.
	right hand	23 7/8"	23 1/2"	63 3/16"	Y	DT3FSRH6424L	1,325.	1,535.	1,606.



64" High tower with wardrobe/cabinet (Full height doors)(Left hand shown)	left hand	23 7/8"	23 1/2"	63 3/16"	Y	DT3FWSLH6424L	1,640.	1,898.	1,984.
	right hand	23 7/8"	23 1/2"	63 3/16"	Y	DT3FWSRH6424L	1,640.	1,898.	1,984.



Order Code

Example:	DT3FSLH5024L- 117
DT3F	Series 2 Full Height Steel Door
S	Storage Door
LH	Left Hand Hinge
50	50" High
24	24" Wide
L	Locking
117	Soft Grey paint finish

Specification Information

For non-locking towers, deduct \$60 from the list price for single door and double door units or \$75 list for units with wardrobe. Substitute the "L" suffix with a "N" within the pattern number to designate a non-locking unit, example (DT3SLH6424BBFN)

"M" drawers consisting of a box drawer body with a file drawer head are available by substituting any two "B" or any one "F" character within the pattern number, example (DT3SLH6424MFN). Multiple "M" drawers may be specified providing they equal the total modules available.

A 6" drawer, behind a cupboard door is available by adding the numeral 1 to the end of the pattern number, example (DT3SLH6424BBFL1)

Note: 6" drawer behind doors are not available within the wardrobe portion of towers. Drawers behind doors can be specified with fronts painted in one of 6 accent colors. If an accent color is not selected the fronts will be painted black. Accent colors include, (MEY) Memo Yellow, (MRG) Marine Grey, (SFG) Seafoam Green, (REG) Robbins Egg Blue, (SSP) Sunset Pink and (KRD) Knoll Red.

Note: Series 2 Steel front doors are standard without a handle. Handles may be ordered for cupboard doors as a special.

Application Notes

Hanging rails and other accessories are not included and must be ordered separately. Hanging rails are included with 24" and 30" wide lateral drawers only. (See *Tower Accessories for pricing and order entry information*)

Half depth adjustable shelves and coat hooks may be ordered separately allowing the cupboard and wardrobe area of the 15", 24" and 30" wide towers to support binders as well as shorter coats. (See *Tower Accessories for pricing and order entry information*)

Single door towers: Include (2) locks

Double door towers: Include (2) locks

Wardrobe towers: Include (3) locks

15" wide Side Access Bookcase and Display towers: Include (1) lock

24" wide Side Access Bookcase and Display towers: Include (2) locks

Full height door towers are designed to compliment the aesthetic of Dividends Horizon storage components.

Critical Dimensions

Dimensions under, **w**, **d** and **h** are actual to the nearest 1/16"

50", 57" and 64" Tower Internal Dimensions

- Box and M drawer height: 4 5/16"
- Box and M drawer width: 12 1/16"
- Box and M drawer depth: 18 3/8"
- File drawer height: 9 1/4"
- File drawer width: 12 1/16"
- File drawer depth: 18 3/8"
- Wide drawer height: 9 9/16"
- Wide drawer width: 20 3/4"
- Wide drawer depth: 22 7/8"

Note: All towers are configured from the top down with standard combinations of box and file drawers.

Note: Drawer behind door list pricing is as follows;; 1= \$250

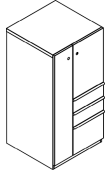
Storage Towers Steel Front

24" Wide Storage Towers - Full Height Door

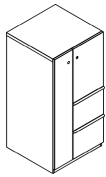
Series 2 Storage

Series 2 Steel Front Storage

description	type	w	d	h	lock	pattern no.	P1	P2	P3
50" High tower with two box and one file drawer, door, wardrobe (Left hand shown)	left hand	23 7/8"	23 1/2"	48 5/16"	Y	DT3FWSLH5024BBFL	\$1,818.	\$2,087.	\$2,177.
	right hand	23 7/8"	23 1/2"	48 5/16"	Y	DT3FWSRH5024BBFL	1,818.	2,087.	2,177.



50" High tower with two file drawers, door, wardrobe (Left hand shown)	left hand	23 7/8"	23 1/2"	48 5/16"	Y	DT3FWSLH5024FFL	1,637.	1,878.	1,959.
	right hand	23 7/8"	23 1/2"	48 5/16"	Y	DT3FWSRH5024FFL	1,637.	1,878.	1,959.



Order Code

Example:	DT3FSLH5024L- 117
DT3F	Series 2 Full Height Steel Door
S	Storage Door
LH	Left Hand Hinge
50	50" High
24	24" Wide
L	Locking
117	Soft Grey paint finish

Specification Information

For non-locking towers, deduct \$60 from the list price for single door and double door units or \$75 list for units with wardrobe. Substitute the "L" suffix with a "N" within the pattern number to designate a non-locking unit, example (DT3SLH6424BBFN)

"M" drawers consisting of a box drawer body with a file drawer head are available by substituting any two "B" or any one "F" character within the pattern number, example (DT3SLH6424MFN). Multiple "M" drawers may be specified providing they equal the total modules available.

A 6" drawer, behind a cupboard door is available by adding the numeral 1 to the end of the pattern number, example (DT3SLH6424BBFL1)

Note: 6" drawer behind doors are not available within the wardrobe portion of towers. Drawers behind doors can be specified with fronts painted in one of 6 accent colors. If an accent color is not selected the fronts will be painted black. Accent colors include, (MEY) Memo Yellow, (MRG) Marine Grey, (SFG) Seafoam Green, (REG) Robbins Egg Blue, (SSP) Sunset Pink and (KRD) Knoll Red.

Note: Series 2 Steel front doors are standard without a handle. Handles may be ordered for cupboard doors as a special.

Application Notes

Hanging rails and other accessories are not included and must be ordered separately. Hanging rails are included with 24" and 30" wide lateral drawers only. (See *Tower Accessories for pricing and order entry information*)

Half depth adjustable shelves and coat hooks may be ordered separately allowing the cupboard and wardrobe area of the 15", 24" and 30" wide towers to support binders as well as shorter coats. (See *Tower Accessories for pricing and order entry information*)

Single door towers: Include (2) locks

Double door towers: Include (2) locks

Wardrobe towers: Include (3) locks

15" wide Side Access Bookcase and Display towers: Include (1) lock

24" wide Side Access Bookcase and Display towers: Include (2) locks

Full height door towers are designed to compliment the aesthetic of Dividends Horizon storage components.

Critical Dimensions

Dimensions under, **w**, **d** and **h** are actual to the nearest 1/16"

50", 57" and 64" Tower Internal Dimensions

- Box and M drawer height: 4 5/16"
- Box and M drawer width: 12 1/16"
- Box and M drawer depth: 18 3/8"
- File drawer height: 9 1/4"
- File drawer width: 12 1/16"
- File drawer depth: 18 3/8"
- Wide drawer height: 9 9/16"
- Wide drawer width: 20 3/4"
- Wide drawer depth: 22 7/8"

Note: All towers are configured from the top down with standard combinations of box and file drawers.

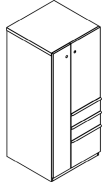
Note: Drawer behind door list pricing is as follows;; 1= \$250

Storage Towers Steel Front

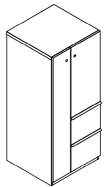
24" Wide Storage Towers - Full Height Door

Series 2 Storage

description	type	w	d	h	lock	pattern no.	P1	P2	P3
57" High tower with two box and one file drawer, door, wardrobe (Left hand shown)	left hand	23 7/8"	23 1/2"	56 3/16"	Y	DT3FWSLH5724BBFL	\$1,883.	\$2,162.	\$2,255.
	right hand	23 7/8"	23 1/2"	56 3/16"	Y	DT3FWSRH5724BBFL	1,883.	2,162.	2,255.



57" High tower with two file drawers, door, wardrobe (Left hand shown)	left hand	23 7/8"	23 1/2"	56 3/16"	Y	DT3FWSLH5724FFL	1,688.	1,938.	2,020.
	right hand	23 7/8"	23 1/2"	56 3/16"	Y	DT3FWSRH5724FFL	1,688.	1,938.	2,020.



Order Code

Example:	DT3FSLH5024L- 117
DT3F	Series 2 Full Height Steel Door
S	Storage Door
LH	Left Hand Hinge
50	50" High
24	24" Wide
L	Locking
117	Soft Grey paint finish

Specification Information

For non-locking towers, deduct \$60 from the list price for single door and double door units or \$75 list for units with wardrobe. Substitute the "L" suffix with a "N" within the pattern number to designate a non-locking unit, example (DT3SLH6424BBFN)

"M" drawers consisting of a box drawer body with a file drawer head are available by substituting any two "B" or any one "F" character within the pattern number, example (DT3SLH6424MFN). Multiple "M" drawers may be specified providing they equal the total modules available.

A 6" drawer, behind a cupboard door is available by adding the numeral 1 to the end of the pattern number, example (DT3SLH6424BBFL1)

Note: 6" drawer behind doors are not available within the wardrobe portion of towers. Drawers behind doors can be specified with fronts painted in one of 6 accent colors. If an accent color is not selected the fronts will be painted black. Accent colors include, (MEY) Memo Yellow, (MRG) Marine Grey, (SFG) Seafoam Green, (REG) Robbins Egg Blue, (SSP) Sunset Pink and (KRD) Knoll Red.

Note: Series 2 Steel front doors are standard without a handle. Handles may be ordered for cupboard doors as a special.

Application Notes

Hanging rails and other accessories are not included and must be ordered separately. Hanging rails are included with 24" and 30" wide lateral drawers only. (See *Tower Accessories for pricing and order entry information*)

Half depth adjustable shelves and coat hooks may be ordered separately allowing the cupboard and wardrobe area of the 15", 24" and 30" wide towers to support binders as well as shorter coats. (See *Tower Accessories for pricing and order entry information*)

Single door towers: Include (2) locks

Double door towers: Include (2) locks

Wardrobe towers: Include (3) locks

15" wide Side Access Bookcase and Display towers: Include (1) lock

24" wide Side Access Bookcase and Display towers: Include (2) locks

Full height door towers are designed to compliment the aesthetic of Dividends Horizon storage components.

Critical Dimensions

Dimensions under, **w**, **d** and **h** are actual to the nearest 1/16"

50", 57" and 64" Tower Internal Dimensions

- Box and M drawer height: 4 5/16"
- Box and M drawer width: 12 1/16"
- Box and M drawer depth: 18 3/8"
- File drawer height: 9 1/4"
- File drawer width: 12 1/16"
- File drawer depth: 18 3/8"
- Wide drawer height: 9 9/16"
- Wide drawer width: 20 3/4"
- Wide drawer depth: 22 7/8"

Note: All towers are configured from the top down with standard combinations of box and file drawers.

Note: Drawer behind door list pricing is as follows;; 1= \$250

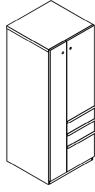
Storage Towers Steel Front

24" Wide Storage Towers - Full Height Door

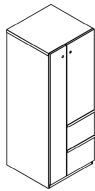
Series 2 Storage

Series 2 Steel Front Storage

description	type	w	d	h	lock	pattern no.	P1	P2	P3
64" High tower with two box and one file drawer, door, wardrobe (Left hand shown)	left hand	23 7/8"	23 1/2"	63 5/16"	Y	DT3FWSLH6424BBFL	\$1,896.	\$2,177.	\$2,270.
	right hand	23 7/8"	23 1/2"	63 5/16"	Y	DT3FWSRH6424BBFL	1,896.	2,177.	2,270.



64" High tower with two file drawers, door, wardrobe (Left hand shown)	left hand	23 7/8"	23 1/2"	63 5/16"	Y	DT3FWSLH6424FFL	1,694.	1,945.	2,029.
	right hand	23 7/8"	23 1/2"	63 5/16"	Y	DT3FWSRH6424FFL	1,694.	1,945.	2,029.



Order Code

Example:	DT3FSLH5024L- 117
DT3F	Series 2 Full Height Steel Door
S	Storage Door
LH	Left Hand Hinge
50	50" High
24	24" Wide
L	Locking
117	Soft Grey paint finish

Specification Information

For non-locking towers, deduct \$60 from the list price for single door and double door units or \$75 list for units with wardrobe. Substitute the "L" suffix with a "N" within the pattern number to designate a non-locking unit, example (DT3SLH6424BBFN)

"M" drawers consisting of a box drawer body with a file drawer head are available by substituting any two "B" or any one "F" character within the pattern number, example (DT3SLH6424MFN). Multiple "M" drawers may be specified providing they equal the total modules available.

A 6" drawer, behind a cupboard door is available by adding the numeral 1 to the end of the pattern number, example (DT3SLH6424BBFL1)

Note: 6" drawer behind doors are not available within the wardrobe portion of towers. Drawers behind doors can be specified with fronts painted in one of 6 accent colors. If an accent color is not selected the fronts will be painted black. Accent colors include, (MEY) Memo Yellow, (MRG) Marine Grey, (SFG) Seafoam Green, (REG) Robbins Egg Blue, (SSP) Sunset Pink and (KRD) Knoll Red.

Note: Series 2 Steel front doors are standard without a handle. Handles may be ordered for cupboard doors as a special.

Application Notes

Hanging rails and other accessories are not included and must be ordered separately. Hanging rails are included with 24" and 30" wide lateral drawers only. (See *Tower Accessories for pricing and order entry information*)

Half depth adjustable shelves and coat hooks may be ordered separately allowing the cupboard and wardrobe area of the 15", 24" and 30" wide towers to support binders as well as shorter coats. (See *Tower Accessories for pricing and order entry information*)

Single door towers: Include (2) locks

Double door towers: Include (2) locks

Wardrobe towers: Include (3) locks

15" wide Side Access Bookcase and Display towers: Include (1) lock

24" wide Side Access Bookcase and Display towers: Include (2) locks

Full height door towers are designed to compliment the aesthetic of Dividends Horizon storage components.

Critical Dimensions

Dimensions under, **w**, **d** and **h** are actual to the nearest 1/16"

50", 57" and 64" Tower Internal Dimensions

- Box and M drawer height: 4 5/16"
- Box and M drawer width: 12 1/16"
- Box and M drawer depth: 18 3/8"
- File drawer height: 9 1/4"
- File drawer width: 12 1/16"
- File drawer depth: 18 3/8"
- Wide drawer height: 9 9/16"
- Wide drawer width: 20 3/4"
- Wide drawer depth: 22 7/8"

Note: All towers are configured from the top down with standard combinations of box and file drawers.

Note: Drawer behind door list pricing is as follows;; 1= \$250

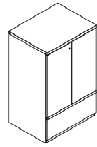
Storage Towers Steel Front

30" Wide Storage Towers

Series 2 Storage

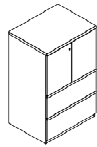
description	type	w	d	h	lock	pattern no.	P1	P2	P3
-------------	------	---	---	---	------	-------------	----	----	----

50" High Double Door tower with one wide drawer		29 ⁷ / ₈ "	23 ¹ / ₂ "	48 ⁵ / ₁₆ "	Y	DT3D5030WL	\$1,896.	\$2,181.	\$2,276.
---	--	----------------------------------	----------------------------------	-----------------------------------	---	-------------------	----------	----------	----------



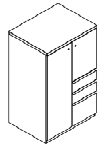
24" and 30" wide double door cabinets may be ordered with a grommet option located in the back of the case by adding a "G" between the 4th and 5th character of the pattern number, example (DT3DG6424WL). Add \$100 list for this option. **Note**, by adding a "G" option, the cabinet will also receive AV hinged doors.

50" High Double Door tower with two wide drawers		29 ⁷ / ₈ "	23 ¹ / ₂ "	48 ⁵ / ₁₆ "	Y	DT3D5030WWL	2,270.	2,609.	2,724.
--	--	----------------------------------	----------------------------------	-----------------------------------	---	--------------------	--------	--------	--------



24" and 30" wide double door cabinets may be ordered with a grommet option located in the back of the case by adding a "G" between the 4th and 5th character of the pattern number, example (DT3DG6424WL). Add \$100 list for this option. **Note**, by adding a "G" option, the cabinet will also receive AV hinged doors.

50" High tower with two box and one file drawer and door and wardrobe (left hand shown)	left hand	29 ⁷ / ₈ "	23 ¹ / ₂ "	48 ⁵ / ₁₆ "	Y	DT3WSLH5030BBFL	1,886.	2,167.	2,261.
	right hand	29 ⁷ / ₈ "	23 ¹ / ₂ "	48 ⁵ / ₁₆ "	Y	DT3WSRH5030BBFL	1,886.	2,167.	2,261.



Order Code	Specification Information	Application Notes	Critical Dimensions
Example: DT3WSLH5730BBFL-117	For non-locking towers, deduct \$60 from the list price for single door and double door units or \$75 for units with wardrobe. Substitute the "L" suffix with a "N" within the pattern number to designate a non-locking unit, example (DT3WSLH5030BBFN)	Note: 6" drawers behind doors are not available within the wardrobe portion of towers. Drawers behind doors can be specified with fronts painted in one of 6 accent colors. If an accent color is not selected the fronts will be painted black. Accent colors include, (MEY) Memo Yellow, (MRG) Marine Grey, (SFG) Seafoam Green, (REG) Robbins Egg Blue, (SSP) Sunset Pink and (KRD) Knoll Red.	Dimensions under, w , d and h are actual to the nearest 1/16"
DT3 Series 2 Steel Front		Note: Drawers behind doors list prices are as follows: 1= \$250	50", 57" and 64" Tower Internal Dimensions
WS Wardrobe and Single Door		Application Notes	<ul style="list-style-type: none"> Box and M drawer height: 4³/₁₆" Box and M drawer width: 12¹/₁₆" Box and M drawer depth: 18³/₈" File drawer height: 9¹/₄" File drawer width: 12¹/₁₆" File drawer depth: 18³/₈" Wide drawer height: 9⁷/₁₆" Wide drawer width: 20³/₄" Wide drawer depth: 22⁷/₈"
LH Left Hand Access			Note: All towers are configured from the top down with standard combinations of box and file drawers.
57 57" High			
30 30" Wide			
B Box Drawer	"M" drawers consisting of a box drawer body with a file drawer head are available by substituting any two "B" or any one "F" character within the pattern number, example (DT3WSLH5030MFN). Multiple "M" drawers may be specified providing they equal the total modules available. A 6" drawer, behind a cupboard door is available by adding the numeral 1 to the end of the pattern number, example (DT3WSLH6430BBFL1)	Hanging rails and other accessories are not included and must be ordered separately. Hanging rails are included with 24" and 30" wide lateral drawers only. (See Tower Accessories for pricing and order entry information)	
B Box Drawer			
F File Drawer			
L Locking			
117 Soft Grey paint finish	Single door towers: Include (2) locks. Double door towers: Include (2) locks. Wardrobe towers: Include (3) locks. 15" wide Side Access Bookcase and Display towers: Include (1) lock. 24" wide Side Access Bookcase and Display towers: Include (2) locks	Half depth adjustable shelves and coat hooks may be ordered separately allowing the cupboard and wardrobe area of the 15", 24" and 30" wide towers to support binders as well as shorter coats. (See Tower Accessories for pricing and order entry information)	

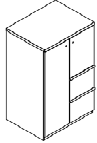
Storage Towers Steel Front

30" Wide Storage Towers

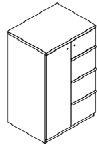
Series 2 Storage

Series 2 Steel Front Storage

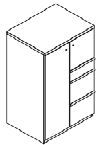
description	type	w	d	h	lock	pattern no.	P1	P2	P3
50" High tower with two file drawers and door and wardrobe (left hand shown)	left hand	29 ⁷ / ₈ "	23 ¹ / ₂ "	48 ⁵ / ₁₆ "	Y	DT3WSLH5030FFFL	\$1,744.	\$2,006.	\$2,094.
	right hand	29 ⁷ / ₈ "	23 ¹ / ₂ "	48 ⁵ / ₁₆ "	Y	DT3WSRH5030FFFL	1,744.	2,006.	2,094.



50" High tower with three file drawers and door and wardrobe (left hand shown)	left hand	29 ⁷ / ₈ "	23 ¹ / ₂ "	48 ⁵ / ₁₆ "	Y	DT3WSLH5030FFFL	1,920.	2,208.	2,304.
	right hand	29 ⁷ / ₈ "	23 ¹ / ₂ "	48 ⁵ / ₁₆ "	Y	DT3WSRH5030FFFL	1,920.	2,208.	2,304.



50" High tower with one box and two file drawers and door and wardrobe (left hand shown)	left hand	29 ⁷ / ₈ "	23 ¹ / ₂ "	48 ⁵ / ₁₆ "	Y	DT3WSLH5030BFFL	1,904.	2,189.	2,284.
	right hand	29 ⁷ / ₈ "	23 ¹ / ₂ "	48 ⁵ / ₁₆ "	Y	DT3WSRH5030BFFL	1,904.	2,189.	2,284.



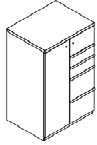
Order Code	Specification Information	Application Notes	Critical Dimensions
Example: DT3WSLH5730BBFL-117	For non-locking towers, deduct \$60 from the list price for single door and double door units or \$75 for units with wardrobe. Substitute the "L" suffix with a "N" within the pattern number to designate a non-locking unit, example (DT3WSLH5030BBFN)	Note: 6" drawers behind doors are not available within the wardrobe portion of towers. Drawers behind doors can be specified with fronts painted in one of 6 accent colors. If an accent color is not selected the fronts will be painted black. Accent colors include, (MEY) Memo Yellow, (MRG) Marine Grey, (SFG) Seafoam Green, (REG) Robbins Egg Blue, (SSP) Sunset Pink and (KRD) Knoll Red.	Dimensions under, w , d and h are actual to the nearest 1/16"
DT3 Series 2 Steel Front		Note: Drawers behind doors list prices are as follows: 1= \$250	50", 57" and 64" Tower Internal Dimensions
WS Wardrobe and Single Door		Application Notes	<ul style="list-style-type: none"> Box and M drawer height: 4³/₁₆" Box and M drawer width: 12¹/₁₆" Box and M drawer depth: 18³/₈" File drawer height: 9¹/₄" File drawer width: 12¹/₁₆" File drawer depth: 18³/₈" Wide drawer height: 9⁷/₁₆" Wide drawer width: 20³/₄" Wide drawer depth: 22⁷/₈"
LH Left Hand Access	"M" drawers consisting of a box drawer body with a file drawer head are available by substituting any two "B" or any one "F" character within the pattern number, example (DT3WSLH5030MFN). Multiple "M" drawers may be specified providing they equal the total modules available. A 6" drawer, behind a cupboard door is available by adding the numeral 1 to the end of the pattern number, example (DT3WSLH6430BBFL1)	Hanging rails and other accessories are not included and must be ordered separately. Hanging rails are included with 24" and 30" wide lateral drawers only. (See <i>Tower Accessories for pricing and order entry information</i>)	Note: All towers are configured from the top down with standard combinations of box and file drawers.
57 57" High	Single door towers: Include (2) locks. Double door towers: Include (2) locks. Wardrobe towers: Include (3) locks. 15" wide Side Access Bookcase and Display towers: Include (1) lock. 24" wide Side Access Bookcase and Display towers: Include (2) locks	Half depth adjustable shelves and coat hooks may be ordered separately allowing the cupboard and wardrobe area of the 15", 24" and 30" wide towers to support binders as well as shorter coats. (See <i>Tower Accessories for pricing and order entry information</i>)	
30 30" Wide			
B Box Drawer			
B Box Drawer			
F File Drawer			
L Locking			
117 Soft Grey paint finish			

Storage Towers Steel Front

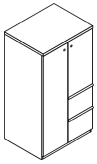
30" Wide Storage Towers

Series 2 Storage

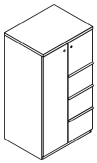
description	type	w	d	h	lock	pattern no.	P1	P2	P3
50" High tower with two box and two file drawers and door and wardrobe (left hand shown)	left hand	29 ⁷ / ₈ "	23 ¹ / ₂ "	48 ³ / ₁₆ "	Y	DT3WSLH5030BBFFL	\$2,090.	\$2,402.	\$2,508.
	right hand	29 ⁷ / ₈ "	23 ¹ / ₂ "	48 ³ / ₁₆ "	Y	DT3WSRH5030BBFFL	2,090.	2,402.	2,508.



57" High tower with two file drawers and door and wardrobe (left hand shown)	left hand	29 ⁷ / ₈ "	23 ¹ / ₂ "	56 ³ / ₁₆ "	Y	DT3WSLH5730FFL	1,836.	2,110.	2,202.
	right hand	29 ⁷ / ₈ "	23 ¹ / ₂ "	56 ³ / ₁₆ "	Y	DT3WSRH5730FFL	1,836.	2,110.	2,202.



57" High tower with three file drawers and door and wardrobe (left hand shown)	left hand	29 ⁷ / ₈ "	23 ¹ / ₂ "	56 ³ / ₁₆ "	Y	DT3WSLH5730FFFL	1,974.	2,270.	2,368.
	right hand	29 ⁷ / ₈ "	23 ¹ / ₂ "	56 ³ / ₁₆ "	Y	DT3WSRH5730FFFL	1,974.	2,270.	2,368.



Order Code	Specification Information	Application Notes	Critical Dimensions
Example: DT3WSLH5730BBFL-117	For non-locking towers, deduct \$60 from the list price for single door and double door units or \$75 for units with wardrobe. Substitute the "L" suffix with a "N" within the pattern number to designate a non-locking unit, example (DT3WSLH5030BBFN)	Note: 6" drawers behind doors are not available within the wardrobe portion of towers. Drawers behind doors can be specified with fronts painted in one of 6 accent colors. If an accent color is not selected the fronts will be painted black. Accent colors include, (MEY) Memo Yellow, (MRG) Marine Grey, (SFG) Seafoam Green, (REG) Robbins Egg Blue, (SSP) Sunset Pink and (KRD) Knoll Red.	Dimensions under, w , d and h are actual to the nearest 1/16"
DT3 Series 2 Steel Front		Note: Drawers behind doors list prices are as follows: 1= \$250	50", 57" and 64" Tower Internal Dimensions
WS Wardrobe and Single Door	"M" drawers consisting of a box drawer body with a file drawer head are available by substituting any two "B" or any one "F" character within the pattern number, example (DT3WSLH5030MFN). Multiple "M" drawers may be specified providing they equal the total modules available. A 6" drawer, behind a cupboard door is available by adding the numeral 1 to the end of the pattern number, example (DT3WSLH6430BBFL1)	Application Notes	<ul style="list-style-type: none"> Box and M drawer height: 4³/₁₆" Box and M drawer width: 12¹/₁₆" Box and M drawer depth: 18³/₈" File drawer height: 9¹/₄" File drawer width: 12¹/₁₆" File drawer depth: 18³/₈" Wide drawer height: 9⁷/₁₆" Wide drawer width: 20³/₄" Wide drawer depth: 22⁷/₈"
LH Left Hand Access	Single door towers: Include (2) locks. Double door towers: Include (2) locks. Wardrobe towers: Include (2) locks. 15" wide Side Access Bookcase and Display towers: Include (1) lock. 24" wide Side Access Bookcase and Display towers: Include (2) locks	Hanging rails and other accessories are not included and must be ordered separately. Hanging rails are included with 24" and 30" wide lateral drawers only. (See <i>Tower Accessories for pricing and order entry information</i>)	Note: All towers are configured from the top down with standard combinations of box and file drawers.
57 57" High		Half depth adjustable shelves and coat hooks may be ordered separately allowing the cupboard and wardrobe area of the 15", 24" and 30" wide towers to support binders as well as shorter coats. (See <i>Tower Accessories for pricing and order entry information</i>)	
30 30" Wide			
B Box Drawer			
B Box Drawer			
F File Drawer			
L Locking			
117 Soft Grey paint finish			

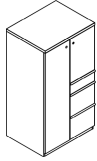
Storage Towers Steel Front

30" Wide Storage Towers

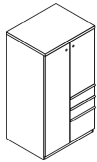
Series 2 Storage

Series 2 Steel Front Storage

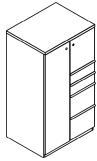
description	type	w	d	h	lock	pattern no.	P1	P2	P3
57" High tower with one box and two file drawers and door and wardrobe (left hand shown)	left hand	29 ⁷ / ₈ "	23 ¹ / ₂ "	56 ³ / ₁₆ "	Y	DT3WSLH5730BFFL	\$1,981.	\$2,279.	\$2,376.
	right hand	29 ⁷ / ₈ "	23 ¹ / ₂ "	56 ³ / ₁₆ "	Y	DT3WSRH5730BFFL	1,981.	2,279.	2,376.



57" High tower with two box and one file drawer and door and wardrobe (left hand shown)	left hand	29 ⁷ / ₈ "	23 ¹ / ₂ "	56 ³ / ₁₆ "	Y	DT3WSLH5730BBFL	1,975.	2,270.	2,368.
	right hand	29 ⁷ / ₈ "	23 ¹ / ₂ "	56 ³ / ₁₆ "	Y	DT3WSRH5730BBFL	1,975.	2,270.	2,368.



57" High tower with two box and two file drawers and door and wardrobe (left hand shown)	left hand	29 ⁷ / ₈ "	23 ¹ / ₂ "	56 ³ / ₁₆ "	Y	DT3WSLH5730BBFFL	2,144.	2,466.	2,572.
	right hand	29 ⁷ / ₈ "	23 ¹ / ₂ "	56 ³ / ₁₆ "	Y	DT3WSRH5730BBFFL	2,144.	2,466.	2,572.



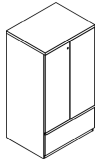
Order Code	Specification Information	Application Notes	Critical Dimensions
Example: DT3WSLH5730BBFL-117	For non-locking towers, deduct \$60 from the list price for single door and double door units or \$75 for units with wardrobe. Substitute the "L" suffix with a "N" within the pattern number to designate a non-locking unit, example (DT3WSLH5030BBFN)	Note: 6" drawers behind doors are not available within the wardrobe portion of towers. Drawers behind doors can be specified with fronts painted in one of 6 accent colors. If an accent color is not selected the fronts will be painted black. Accent colors include, (MEY) Memo Yellow, (MRG) Marine Grey, (SFG) Seafoam Green, (REG) Robbins Egg Blue, (SSP) Sunset Pink and (KRD) Knoll Red.	Dimensions under, w , d and h are actual to the nearest 1/16"
DT3 Series 2 Steel Front		Note: Drawers behind doors list prices are as follows: 1= \$250	50", 57" and 64" Tower Internal Dimensions
WS Wardrobe and Single Door		Application Notes	<ul style="list-style-type: none"> Box and M drawer height: 4³/₁₆" Box and M drawer width: 12¹/₁₆" Box and M drawer depth: 18³/₈" File drawer height: 9¹/₄" File drawer width: 12¹/₁₆" File drawer depth: 18³/₈" Wide drawer height: 9⁷/₁₆" Wide drawer width: 20³/₄" Wide drawer depth: 22⁷/₈"
LH Left Hand Access	"M" drawers consisting of a box drawer body with a file drawer head are available by substituting any two "B" or any one "F" character within the pattern number, example (DT3WSLH5030MFN). Multiple "M" drawers may be specified providing they equal the total modules available. A 6" drawer, behind a cupboard door is available by adding the numeral 1 to the end of the pattern number, example (DT3WSLH6430BBFL1)	Hanging rails and other accessories are not included and must be ordered separately. Hanging rails are included with 24" and 30" wide lateral drawers only. (See Tower Accessories for pricing and order entry information)	Note: All towers are configured from the top down with standard combinations of box and file drawers.
57 57" High	Single door towers: Include (2) locks. Double door towers: Include (2) locks. Wardrobe towers: Include (3) locks. 15" wide Side Access Bookcase and Display towers: Include (1) lock. 24" wide Side Access Bookcase and Display towers: Include (2) locks	Half depth adjustable shelves and coat hooks may be ordered separately allowing the cupboard and wardrobe area of the 15", 24" and 30" wide towers to support binders as well as shorter coats. (See Tower Accessories for pricing and order entry information)	
30 30" Wide			
B Box Drawer			
B Box Drawer			
F File Drawer			
L Locking			
117 Soft Grey paint finish			

Storage Towers Steel Front

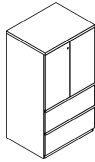
30" Wide Storage Towers

Series 2 Storage

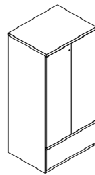
description	type	w	d	h	lock	pattern no.	P1	P2	P3
57" High Double Door tower with one wide drawer		29 ⁷ / ₈ "	23 ¹ / ₂ "	56 ³ / ₁₆ "	Y	DT3D5730WL	\$1,946.	\$2,237.	\$2,334.



57" High Double Door tower with two wide drawers		29 ⁷ / ₈ "	23 ¹ / ₂ "	56 ³ / ₁₆ "	Y	DT3D5730WWL	2,369.	2,724.	2,841.
--	--	----------------------------------	----------------------------------	-----------------------------------	---	--------------------	--------	--------	--------



64" High Double Door tower with one wide drawer		29 ⁷ / ₈ "	23 ¹ / ₂ "	63 ³ / ₁₆ "	Y	DT3D6430WL	1,987.	2,285.	2,386.
---	--	----------------------------------	----------------------------------	-----------------------------------	---	-------------------	--------	--------	--------



24" and 30" wide double door cabinets may be ordered with a grommet option located in the back of the case by adding a "G" between the 4th and 5th character of the pattern number, example (DT3DG6424WL). Add \$100 list for this option. **Note**, by adding a "G" option, the cabinet will also receive AV hinged doors.

Order Code	Specification Information	Application Notes	Critical Dimensions
Example: DT3WSLH5730BBFL-117	For non-locking towers, deduct \$60 from the list price for single door and double door units or \$75 for units with wardrobe. Substitute the "L" suffix with a "N" within the pattern number to designate a non-locking unit, example (DT3WSLH5030BBFN)	Note: 6" drawers behind doors are not available within the wardrobe portion of towers. Drawers behind doors can be specified with fronts painted in one of 6 accent colors. If an accent color is not selected the fronts will be painted black. Accent colors include, (MEY) Memo Yellow, (MRG) Marine Grey, (SFG) Seafoam Green, (REG) Robbins Egg Blue, (SSP) Sunset Pink and (KRD) Knoll Red.	Dimensions under, w , d and h are actual to the nearest 1/16"
DT3 Series 2 Steel Front			50", 57" and 64" Tower Internal Dimensions
WS Wardrobe and Single Door			<ul style="list-style-type: none"> Box and M drawer height: 4³/₁₆" Box and M drawer width: 12¹/₁₆" Box and M drawer depth: 18³/₈" File drawer height: 9¹/₄" File drawer width: 12¹/₁₆" File drawer depth: 18³/₈" Wide drawer height: 9⁷/₁₆" Wide drawer width: 20³/₄" Wide drawer depth: 22⁷/₈"
LH Left Hand Access			
57 57" High			
30 30" Wide			
B Box Drawer	"M" drawers consisting of a box drawer body with a file drawer head are available by substituting any two "B" or any one "F" character within the pattern number, example (DT3WSLH5030MFN). Multiple "M" drawers may be specified providing they equal the total modules available. A 6" drawer, behind a cupboard door is available by adding the numeral 1 to the end of the pattern number, example (DT3WSLH6430BBFL1)	Note: Drawers behind doors list prices are as follows: 1= \$250	
B Box Drawer			
F File Drawer			
L Locking			
117 Soft Grey paint finish	Single door towers: Include (2) locks. Double door towers: Include (2) locks. Wardrobe towers: Include (3) locks. 15" wide Side Access Bookcase and Display towers: Include (1) lock. 24" wide Side Access Bookcase and Display towers: Include (2) locks	Application Notes Hanging rails and other accessories are not included and must be ordered separately. Hanging rails are included with 24" and 30" wide lateral drawers only. (See Tower Accessories for pricing and order entry information) Half depth adjustable shelves and coat hooks may be ordered separately allowing the cupboard and wardrobe area of the 15", 24" and 30" wide towers to support binders as well as shorter coats. (See Tower Accessories for pricing and order entry information)	Note: All towers are configured from the top down with standard combinations of box and file drawers.

Storage Towers Steel Front

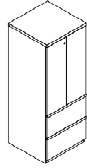
30" Wide Storage Towers

Series 2 Storage

Series 2 Steel Front Storage

description	type	w	d	h	lock	pattern no.	P1	P2	P3
-------------	------	---	---	---	------	-------------	----	----	----

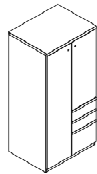
64" High Double Door tower with two wide drawers



24" and 30" wide double door cabinets may be ordered with a grommet option located in the back of the case by adding a "G" between the 4th and 5th character of the pattern number, example (DT3DG6424WL). Add \$100 list for this option. **Note**, by adding a "G" option, the cabinet will also receive AV hinged doors.

description	type	w	d	h	lock	pattern no.	P1	P2	P3
-------------	------	---	---	---	------	-------------	----	----	----

64" High tower with two box and one file drawer and door and wardrobe (left hand shown)



left hand	29 ⁷ / ₈ "	23 ¹ / ₂ "	63 ⁵ / ₁₆ "	Y	DT3WSLH6430BBFL	2,010.	2,312.	2,413.
right hand	29 ⁷ / ₈ "	23 ¹ / ₂ "	63 ⁵ / ₁₆ "	Y	DT3WSRH6430BBFL	2,010.	2,312.	2,413.

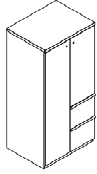
Order Code	Specification Information	Application Notes	Critical Dimensions
Example: DT3WSLH5730BBFL-117	For non-locking towers, deduct \$60 from the list price for single door and double door units or \$75 for units with wardrobe. Substitute the "L" suffix with a "N" within the pattern number to designate a non-locking unit, example (DT3WSLH5030BBFN)	Note: 6" drawers behind doors are not available within the wardrobe portion of towers. Drawers behind doors can be specified with fronts painted in one of 6 accent colors. If an accent color is not selected the fronts will be painted black. Accent colors include, (MEY) Memo Yellow, (MRG) Marine Grey, (SFG) Seafoam Green, (REG) Robbins Egg Blue, (SSP) Sunset Pink and (KRD) Knoll Red.	Dimensions under, w , d and h are actual to the nearest ¹ / ₁₆ "
DT3 Series 2 Steel Front			50", 57" and 64" Tower Internal Dimensions
WS Wardrobe and Single Door			<ul style="list-style-type: none"> Box and M drawer height: 4⁷/₁₆" Box and M drawer width: 12¹/₁₆" Box and M drawer depth: 18³/₈" File drawer height: 9¹/₄" File drawer width: 12¹/₁₆" File drawer depth: 18³/₈" Wide drawer height: 9⁷/₁₆" Wide drawer width: 20³/₄" Wide drawer depth: 22⁷/₈"
LH Left Hand Access			
57 57" High			
30 30" Wide			
B Box Drawer	"M" drawers consisting of a box drawer body with a file drawer head are available by substituting any two "B" or any one "F" character within the pattern number, example (DT3WSLH5030MFN). Multiple "M" drawers may be specified providing they equal the total modules available. A 6" drawer, behind a cupboard door is available by adding the numeral 1 to the end of the pattern number, example (DT3WSLH6430BBFL1)	Note: Drawers behind doors list prices are as follows: 1= \$250	
B Box Drawer			
F File Drawer			
L Locking			
117 Soft Grey paint finish	Single door towers: Include (2) locks. Double door towers: Include (2) locks. Wardrobe towers: Include (3) locks. 15" wide Side Access Bookcase and Display towers: Include (1) lock. 24" wide Side Access Bookcase and Display towers: Include (2) locks	Application Notes Hanging rails and other accessories are not included and must be ordered separately. Hanging rails are included with 24" and 30" wide lateral drawers only. (See Tower Accessories for pricing and order entry information) Half depth adjustable shelves and coat hooks may be ordered separately allowing the cupboard and wardrobe area of the 15", 24" and 30" wide towers to support binders as well as shorter coats. (See Tower Accessories for pricing and order entry information)	Note: All towers are configured from the top down with standard combinations of box and file drawers.

Storage Towers Steel Front

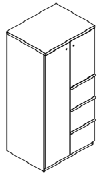
30" Wide Storage Towers

Series 2 Storage

description	type	w	d	h	lock	pattern no.	P1	P2	P3
64" High tower with two file drawers and door and wardrobe (left hand shown)	left hand	29 ⁷ / ₈ "	23 ¹ / ₂ "	63 ⁷ / ₁₆ "	Y	DT3WSLH6430FFL	\$1,875.	\$2,156.	\$2,250.
	right hand	29 ⁷ / ₈ "	23 ¹ / ₂ "	63 ⁷ / ₁₆ "	Y	DT3WSRH6430FFL	1,875.	2,156.	2,250.



64" High tower with three file drawers and door and wardrobe (left hand shown)	left hand	29 ⁷ / ₈ "	23 ¹ / ₂ "	63 ⁷ / ₁₆ "	Y	DT3WSLH6430FFFL	2,028.	2,334.	2,434.
	right hand	29 ⁷ / ₈ "	23 ¹ / ₂ "	63 ⁷ / ₁₆ "	Y	DT3WSRH6430FFFL	2,028.	2,334.	2,434.



Order Code	Specification Information	Application Notes	Critical Dimensions
Example: DT3WSLH5730BBFL-117	For non-locking towers, deduct \$60 from the list price for single door and double door units or \$75 for units with wardrobe. Substitute the "L" suffix with a "N" within the pattern number to designate a non-locking unit, example (DT3WSLH5030BBFN)	Note: 6" drawers behind doors are not available within the wardrobe portion of towers. Drawers behind doors can be specified with fronts painted in one of 6 accent colors. If an accent color is not selected the fronts will be painted black. Accent colors include, (MEY) Memo Yellow, (MRG) Marine Grey, (SFG) Seafoam Green, (REG) Robbins Egg Blue, (SSP) Sunset Pink and (KRD) Knoll Red.	Dimensions under, w , d and h are actual to the nearest 1/16"
DT3 Series 2 Steel Front			50", 57" and 64" Tower Internal Dimensions
WS Wardrobe and Single Door			<ul style="list-style-type: none"> • Box and M drawer height: 4⁷/₁₆" • Box and M drawer width: 12¹/₁₆" • Box and M drawer depth: 18³/₈" • File drawer height: 9¹/₄" • File drawer width: 12¹/₁₆" • File drawer depth: 18³/₈" • Wide drawer height: 9⁷/₁₆" • Wide drawer width: 20³/₄" • Wide drawer depth: 22⁷/₈"
LH Left Hand Access			
57 57" High			
30 30" Wide			
B Box Drawer	"M" drawers consisting of a box drawer body with a file drawer head are available by substituting any two "B" or any one "F" character within the pattern number, example (DT3WSLH5030MFN). Multiple "M" drawers may be specified providing they equal the total modules available. A 6" drawer, behind a cupboard door is available by adding the numeral 1 to the end of the pattern number, example (DT3WSLH6430BBFL1)	Note: Drawers behind doors list prices are as follows: 1= \$250	
B Box Drawer			
F File Drawer			
L Locking			
117 Soft Grey paint finish	Single door towers: Include (2) locks. Double door towers: Include (2) locks. Wardrobe towers: Include (3) locks. 15" wide Side Access Bookcase and Display towers: Include (1) lock. 24" wide Side Access Bookcase and Display towers: Include (2) locks	Application Notes Hanging rails and other accessories are not included and must be ordered separately. Hanging rails are included with 24" and 30" wide lateral drawers only. (See <i>Tower Accessories for pricing and order entry information</i>) Half depth adjustable shelves and coat hooks may be ordered separately allowing the cupboard and wardrobe area of the 15", 24" and 30" wide towers to support binders as well as shorter coats. (See <i>Tower Accessories for pricing and order entry information</i>)	Note: All towers are configured from the top down with standard combinations of box and file drawers.

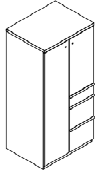
Storage Towers Steel Front

30" Wide Storage Towers

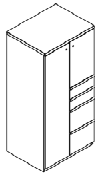
Series 2 Storage

Series 2 Steel Front Storage

description	type	w	d	h	lock	pattern no.	P1	P2	P3
64" High tower with one box and two file drawers and door and wardrobe (left hand shown)	left hand	29 ⁷ / ₈ "	23 ¹ / ₂ "	63 ⁵ / ₁₆ "	Y	DT3WSLH6430BBFL	\$2,037.	\$2,343.	\$2,444.
	right hand	29 ⁷ / ₈ "	23 ¹ / ₂ "	63 ⁵ / ₁₆ "	Y	DT3WSRH6430BBFL	2,037.	2,343.	2,444.



64" High tower with two box and two file drawers and door and wardrobe (left hand shown)	left hand	29 ⁷ / ₈ "	23 ¹ / ₂ "	63 ⁵ / ₁₆ "	Y	DT3WSLH6430BBFL	2,199.	2,529.	2,638.
	right hand	29 ⁷ / ₈ "	23 ¹ / ₂ "	63 ⁵ / ₁₆ "	Y	DT3WSRH6430BBFL	2,199.	2,529.	2,638.



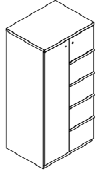
Order Code	Specification Information	Application Notes	Critical Dimensions
Example: DT3WSLH5730BBFL-117	For non-locking towers, deduct \$60 from the list price for single door and double door units or \$75 for units with wardrobe. Substitute the "L" suffix with a "N" within the pattern number to designate a non-locking unit, example (DT3WSLH5030BBFN)	Note: 6" drawers behind doors are not available within the wardrobe portion of towers. Drawers behind doors can be specified with fronts painted in one of 6 accent colors. If an accent color is not selected the fronts will be painted black. Accent colors include, (MEY) Memo Yellow, (MRG) Marine Grey, (SFG) Seafoam Green, (REG) Robbins Egg Blue, (SSP) Sunset Pink and (KRD) Knoll Red.	Dimensions under, w , d and h are actual to the nearest 1/16"
DT3 Series 2 Steel Front		Note: Drawers behind doors list prices are as follows: 1= \$250	50", 57" and 64" Tower Internal Dimensions
WS Wardrobe and Single Door		Application Notes	<ul style="list-style-type: none"> Box and M drawer height: 4³/₁₆" Box and M drawer width: 12¹/₁₆" Box and M drawer depth: 18³/₈" File drawer height: 9¹/₄" File drawer width: 12¹/₁₆" File drawer depth: 18³/₈" Wide drawer height: 9⁷/₁₆" Wide drawer width: 20³/₄" Wide drawer depth: 22⁷/₈"
LH Left Hand Access	"M" drawers consisting of a box drawer body with a file drawer head are available by substituting any two "B" or any one "F" character within the pattern number, example (DT3WSLH5030MFN). Multiple "M" drawers may be specified providing they equal the total modules available. A 6" drawer, behind a cupboard door is available by adding the numeral 1 to the end of the pattern number, example (DT3WSLH6430BBFL1)	Hanging rails and other accessories are not included and must be ordered separately. Hanging rails are included with 24" and 30" wide lateral drawers only. (See Tower Accessories for pricing and order entry information)	Note: All towers are configured from the top down with standard combinations of box and file drawers.
57 57" High	Single door towers: Include (2) locks. Double door towers: Include (2) locks. Wardrobe towers: Include (3) locks. 15" wide Side Access Bookcase and Display towers: Include (1) lock. 24" wide Side Access Bookcase and Display towers: Include (2) locks	Half depth adjustable shelves and coat hooks may be ordered separately allowing the cupboard and wardrobe area of the 15", 24" and 30" wide towers to support binders as well as shorter coats. (See Tower Accessories for pricing and order entry information)	
30 30" Wide			
B Box Drawer			
B Box Drawer			
F File Drawer			
L Locking			
117 Soft Grey paint finish			

Storage Towers Steel Front

30" Wide Storage Towers

Series 2 Storage

description	type	w	d	h	lock	pattern no.	P1	P2	P3
64" High tower with four file drawers and door and wardrobe (left hand shown)	left hand	29 ⁷ / ₈ "	23 1/2"	63 ⁵ / ₁₆ "	Y	DT3WSLH6430FFFFL	\$2,227.	\$2,560.	\$2,673.
	right hand	29 ⁷ / ₈ "	23 1/2"	63 ⁵ / ₁₆ "	Y	DT3WSRH6430FFFFL	2,227.	2,560.	2,673.



Order Code	Specification Information	Application Notes	Critical Dimensions
Example: DT3WSLH5730BBFL-117	For non-locking towers, deduct \$60 from the list price for single door and double door units or \$75 for units with wardrobe. Substitute the "L" suffix with a "N" within the pattern number to designate a non-locking unit, example (DT3WSLH5030BBFN)	Note: 6" drawers behind doors are not available within the wardrobe portion of towers. Drawers behind doors can be specified with fronts painted in one of 6 accent colors. If an accent color is not selected the fronts will be painted black. Accent colors include, (MEY) Memo Yellow, (MRG) Marine Grey, (SFG) Seafoam Green, (REG) Robbins Egg Blue, (SSP) Sunset Pink and (KRD) Knoll Red.	Dimensions under, w , d and h are actual to the nearest 1/16"
DT3 Series 2 Steel Front			50", 57" and 64" Tower Internal Dimensions
WS Wardrobe and Single Door			<ul style="list-style-type: none"> Box and M drawer height: 4³/₁₆" Box and M drawer width: 12¹/₁₆" Box and M drawer depth: 18³/₈" File drawer height: 9¹/₄" File drawer width: 12¹/₁₆" File drawer depth: 18³/₈" Wide drawer height: 9⁷/₁₆" Wide drawer width: 20³/₄" Wide drawer depth: 22⁷/₈"
LH Left Hand Access			
57 57" High			
30 30" Wide			
B Box Drawer	"M" drawers consisting of a box drawer body with a file drawer head are available by substituting any two "B" or any one "F" character within the pattern number, example (DT3WSLH5030MFN). Multiple "M" drawers may be specified providing they equal the total modules available. A 6" drawer, behind a cupboard door is available by adding the numeral 1 to the end of the pattern number, example (DT3WSLH6430BBFL1)	Note: Drawers behind doors list prices are as follows: 1= \$250	
B Box Drawer			
F File Drawer			
L Locking			
117 Soft Grey paint finish	Single door towers: Include (2) locks. Double door towers: Include (2) locks. Wardrobe towers: Include (3) locks. 15" wide Side Access Bookcase and Display towers: Include (1) lock. 24" wide Side Access Bookcase and Display towers: Include (2) locks	Application Notes Hanging rails and other accessories are not included and must be ordered separately. Hanging rails are included with 24" and 30" wide lateral drawers only. (See <i>Tower Accessories for pricing and order entry information</i>) Half depth adjustable shelves and coat hooks may be ordered separately allowing the cupboard and wardrobe area of the 15", 24" and 30" wide towers to support binders as well as shorter coats. (See <i>Tower Accessories for pricing and order entry information</i>)	Note: All towers are configured from the top down with standard combinations of box and file drawers.

Pedestals Veneer Front

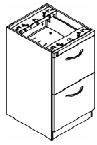
Floorstanding Pedestals

Series 2 Storage

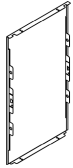
description	w	d	h	lock	pattern no.	V1	V2	P1	P2	P3
Floorstanding Pedestal with two box and one file drawer with lock	14 ⁷ / ₈ "	17 ¹ / ₄ "	26 ⁷ / ₈ "	Y	RS2PFL18A	\$842.	\$927.			
	14 ⁷ / ₈ "	23 ¹ / ₄ "	26 ⁷ / ₈ "	Y	RS2PFL24A	813.	895.			
	14 ⁷ / ₈ "	29 ¹ / ₄ "	26 ⁷ / ₈ "	Y	RS2PFL30A	948.	1,043.			



Floorstanding Pedestal with two file drawers with lock	14 ⁷ / ₈ "	17 ¹ / ₄ "	26 ⁷ / ₈ "	Y	RS2PFL18B	806.	886.			
	14 ⁷ / ₈ "	23 ¹ / ₄ "	26 ⁷ / ₈ "	Y	RS2PFL24B	778.	856.			
	14 ⁷ / ₈ "	29 ¹ / ₄ "	26 ⁷ / ₈ "	Y	RS2PFL30B	925.	1,018.			



Series 2 Floorstanding Pedestal Case Back	14 ⁷ / ₈ "	N/A	26 ⁷ / ₈ "	N/A	DS2XPB			76.	86.	89.
---	----------------------------------	-----	----------------------------------	-----	---------------	--	--	-----	-----	-----



Series 2 Veneer Front Storage

Order Code	Specification Information	Application Notes	Critical Dimensions
Example: RS2PFL24A-VC 113			
RS2 Series 2 Veneer Front	Deduct \$20 from the list price for non-locking units. Substitute the "L" with a "N" within the pattern number to designate a non-locking unit, <i>example</i> (RS2PFN18A). Note: 24" deep floorstanding pedestals do not include a back panel. Back panels must be ordered separately. 18" and 30" floorstanding pedestals have backs standard. Note: Be sure to specify a paint finish for the case as well as a veneer selection for the fronts.	Hanging rails and other accessories are not included and must be ordered separately. (<i>See pedestal accessories page (55), for pricing and ordering information</i>) Note: Do not use with Reff Desk Height components	Dimensions under, w , d and h are actual to the nearest 1/16" 24" Deep Floorstanding Pedestal Internal Drawer Dimensions <ul style="list-style-type: none"> • Box drawer height: 4⁵/₁₆" • Box drawer width: 12¹/₁₆" • Box drawer depth: 18³/₈" • File drawer height: 9¹/₄" • File drawer width: 12¹/₁₆" • File drawer depth: 18³/₈"
PF Pedestal Floorstanding			
L Locking			
24 Depth			
A Box/Box/File			
VC Front Finish, Med Cherry			
113 Dark Grey			

Pedestals Veneer Front

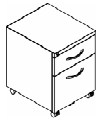
Mobile Pedestals

Series 2 Storage

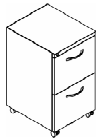
description	w	d	h	lock	pattern no.	V1	V2
Mobile Pedestal with two box and one file drawer	14 ⁷ / ₈ "	16 ³ / ₄ "	26 ³ / ₈ "	Y	RS2PML18A	\$1,133.	\$1,245.
	14 ⁷ / ₈ "	22 ³ / ₄ "	26 ³ / ₈ "	Y	RS2PML24A	1,133.	1,245.



Mobile Pedestal with one box and one file drawer	14 ⁷ / ₈ "	16 ³ / ₄ "	20 ³ / ₈ "	Y	RS2PML18F	1,024.	1,126.
	14 ⁷ / ₈ "	22 ³ / ₄ "	20 ³ / ₈ "	Y	RS2PML24F	1,024.	1,126.



Mobile Pedestal with two file drawers	14 ⁷ / ₈ "	16 ³ / ₄ "	26 ³ / ₈ "	Y	RS2PML18B	1,133.	1,245.
	14 ⁷ / ₈ "	22 ³ / ₄ "	26 ³ / ₈ "	Y	RS2PML24B	1,133.	1,245.



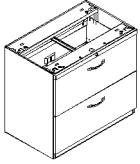
Order Code	Specification Information	Application Notes	Critical Dimensions
Example: RS2PML24A-VC 113			
RS2 Series 2 Veneer Front	Add \$52 list for Mobile Handle.	Hanging rails and other accessories are not included and must be ordered separately. (See pedestal accessories page (56), for pricing and ordering information)	Dimensions under, w , d and h are actual to the nearest 1/16"
PM Pedestal Mobile	Add a " P " between the " L " lock code and the case size to designate the handle option, <i>example</i> (RS2PMLP24A)		
L Locking		<i>Note: Do not use with Reff Desk High Components</i>	Mobile Pedestal Internal Drawer Dimensions <ul style="list-style-type: none"> • Box drawer height: 4⁵/₁₆" • Box drawer width: 12¹/₁₆" • Box drawer depth: 18³/₈" • File drawer height: 9¹/₄" • File drawer width: 12¹/₁₆" • File drawer depth: 18³/₈"
24 Depth	Deduct \$37 list for units without a top. Add an " O " in place of the " M " in the pattern number to designate the no-top option, <i>example</i> (RS2POL18A)		
A Box/Box/File			
VC Front Finish, Med Cherry			
113 Dark Grey			

Pedestals Veneer Front

Double Wide Pedestals

Series 2 Storage

description	w	d	h	lock	pattern no.	V1	V2
Doublewide Pedestal with two file drawers	30"	18 ³ / ₄ "	26 ⁷ / ₈ "	Y	RS2DW30L	\$1,145.	\$1,203.
	36"	18 ³ / ₄ "	26 ⁷ / ₈ "	Y	RS2DW36L	1,265.	1,328.



Series 2 Veneer Front Storage

Order Code

Example:	RS2DW30L-VC 113
RS2	Series 2 Veneer Front
DW	Doublewide Pedestal
30	30" wide
L	Locking
VC	Front Finish, Med Cherry
113	Dark Grey

Specification Information

Deduct \$20 from the list price for non-locking units. Substitute the "L" suffix with a "N" within the pattern number to designate a non-locking unit, *example* (RS2DW30N).

Note: Do not use with Reff Desk Height Components

Application Notes

Doublewide pedestals are not intended for freestanding use and must be secured beneath a supported worksurface. (*See Calibre lateral files price list for two drawer files that can be used for freestanding applications*)

Critical Dimensions

Dimensions under, **w**, **d** and **h** are actual to the nearest ¹/₁₆"

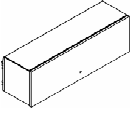
Doublewide Pedestal Drawer Internal Dimensions

- Lateral drawer height: 9³/₄"
- Lateral drawer width: 26³/₄" and 32³/₄"
- Lateral drawer depth: 15³/₄"

Overhead Storage Veneer Front with Dividends Mounting Brackets

Series 2 Storage

Panel Mount Overhead Storage

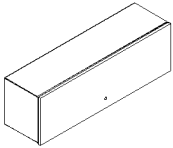
description	w	d	h	lock	pattern no.	V1-P1	V1-P2	V1-P3
 Panel mount overhead cabinet with lock	23 ⁷ / ₈ "	14 ¹ / ₈ "	15"	Y	DS2PM24L	\$670.	\$736.	\$755.
	29 ⁷ / ₈ "	14 ¹ / ₈ "	15"	Y	DS2PM30L	670.	736.	755.
	35 ⁷ / ₈ "	14 ¹ / ₈ "	15"	Y	DS2PM36L	678.	747.	771.
	41 ⁷ / ₈ "	14 ¹ / ₈ "	15"	Y	DS2PM42L	694.	772.	797.
	47 ⁷ / ₈ "	14 ¹ / ₈ "	15"	Y	DS2PM48L	745.	829.	857.
	53 ⁷ / ₈ "	14 ¹ / ₈ "	15"	Y	DS2PM54L	1,061.	1,160.	1,194.
	59 ⁷ / ₈ "	14 ¹ / ₈ "	15"	Y	DS2PM60L	1,061.	1,160.	1,194.
	65 ⁷ / ₈ "	14 ¹ / ₈ "	15"	Y	DS2PM66L	1,111.	1,222.	1,259.
71 ⁷ / ₈ "	14 ¹ / ₈ "	15"	Y	DS2PM72L	1,111.	1,222.	1,259.	

Order Code	Specification Information	Application Notes	Critical Dimensions
Example: DS2PM24L-VC 113			
DS2	Series 2 Veneer Front (Dividends)	Deduct \$20 from the list price for non-locking units. Substitute the "L" suffix with a "N" within the pattern number to designate a non-locking unit, <i>example</i> (DS2PM24N). Units with two doors, deduct \$40 from the list. 24" through 48" wide units have a single door. 54" through 66" wide units have off-set double doors. 72" wide units have two doors. Units with two doors have two locks.	Dimensions under, w , d and h are actual to the nearest 1/16".
PM	Panel Mount Overhead		
24	24" wide		
L	Locking		
VC	Front Finish, Med Cherry		
113	Dark Grey		

Overhead Storage Veneer Front with Dividends Mounting Brackets

Series 2 Storage

Up-Mount Overhead Storage

description	w	d	h	lock	pattern no.	V1-P1	V1-P2	V1-P3
 Up-mount overhead cabinet with back and lock	29 ⁷ / ₈ "	14 ¹ / ₈ "	15"	Y	DS2UM30L	\$787.	\$874.	\$905.
	35 ⁷ / ₈ "	14 ¹ / ₈ "	15"	Y	DS2UM36L	811.	903.	934.
	41 ⁷ / ₈ "	14 ¹ / ₈ "	15"	Y	DS2UM42L	843.	937.	967.
	47 ⁷ / ₈ "	14 ¹ / ₈ "	15"	Y	DS2UM48L	888.	984.	1,014.
	53 ⁷ / ₈ "	14 ¹ / ₈ "	15"	Y	DS2UM54L	1,241.	1,370.	1,410.
	59 ⁷ / ₈ "	14 ¹ / ₈ "	15"	Y	DS2UM60L	1,241.	1,370.	1,410.
	65 ⁷ / ₈ "	14 ¹ / ₈ "	15"	Y	DS2UM66L	1,296.	1,431.	1,474.
	71 ⁷ / ₈ "	14 ¹ / ₈ "	15"	Y	DS2UM72L	1,296.	1,431.	1,474.

Series 2 Steel Front Up-Mount Bracket (Dividends)



Series 2 Steel Front Up-Mount Bracket (Dividends)	7 ⁷ / ₈ "	12 ³ / ₁₆ "	11 ³ / ₄ "	N/A	DB1U18	63.	69.	74.
---	---------------------------------	-----------------------------------	----------------------------------	-----	---------------	-----	-----	-----

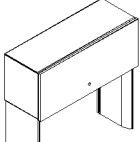
Series 2 Veneer Front Storage

Order Code	Specification Information	Application Notes	Critical Dimensions
Example: DS2UM24L-VC 113 DS2 Series 2 Veneer Front (Dividends) UM Up Mount Overhead 24 24" wide L Locking VC Front Finish, Med Cherry 113 Dark Grey	Deduct \$20 from the list price for non-locking units. Substitute the "L" suffix with a "N" within the pattern number to designate a non-locking unit, <i>example</i> (DS2PM24N). Units with two doors, deduct \$40 from the list. 24" through 48" wide units have a single door. 54" through 66" wide units have off-set double doors. 72" wide units have two doors. Units with two doors have two locks.	Note: Up-mount overhead cabinets include an enclosed back.	Dimensions under, w , d and h are actual to the nearest 1/16"
	Up-mount brackets are required and must be ordered separately.		

Overhead Storage Veneer Front with Dividends Mounting Brackets

Series 2 Storage

Stanchion Mount Overhead Storage

description	w	d	h	lock	pattern no.	V1-P1	V1-P2	V1-P3
	35 ⁷ / ₈ "	14 ¹ / ₈ "	15"	Y	DS2OD36L	\$1,170.	\$1,316.	\$1,363.
	41 ⁷ / ₈ "	14 ¹ / ₈ "	15"	Y	DS2OD42L	1,202.	1,348.	1,398.
	47 ⁷ / ₈ "	14 ¹ / ₈ "	15"	Y	DS2OD48L	1,245.	1,396.	1,442.
	53 ⁷ / ₈ "	14 ¹ / ₈ "	15"	Y	DS2OD54L	1,600.	1,782.	1,841.
	59 ⁷ / ₈ "	14 ¹ / ₈ "	15"	Y	DS2OD60L	1,600.	1,782.	1,841.
	65 ⁷ / ₈ "	14 ¹ / ₈ "	15"	Y	DS2OD66L	1,655.	1,843.	1,904.
	71 ⁷ / ₈ "	14 ¹ / ₈ "	15"	Y	DS2OD72L	1,655.	1,843.	1,904.

Order Code

Example:	DS2OD36L-113
DS2	Series 2 Veneer Front (Dividends)
OD	Stanchion Mount Overhead
36	36" wide
L	Locking
VC	Front Finish, Med Cherry
113	Dark Grey

Specification Information

Deduct \$20 from the list price for non-locking units. Substitute the "L" suffix with a "N" within the pattern number to designate a non-locking unit, *example* (DS2PM24N). Units with two doors, deduct \$40 from the list.

24" through 48" wide units have a single door. 54" through 66" wide units have off-set double doors. 72" wide units have two doors. Units with two doors have two locks.

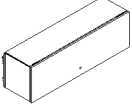
Critical Dimensions

Dimensions under, **w**, **d** and **h** are actual to the nearest 1/16".

Overhead Storage Veneer Front with Reff Mounting Brackets

Panel Mount Overhead Storage

Series 2 Storage

description	w	d	h	lock	pattern no.	V1	V2
 Panel mount overhead cabinet with lock	23 ⁷ / ₈ "	14 ¹ / ₈ "	15"	Y	RS2PM24L	\$694.	\$764.
	29 ⁷ / ₈ "	14 ¹ / ₈ "	15"	Y	RS2PM30L	694.	764.
	35 ⁷ / ₈ "	14 ¹ / ₈ "	15"	Y	RS2PM36L	720.	792.
	41 ⁷ / ₈ "	14 ¹ / ₈ "	15"	Y	RS2PM42L	738.	810.
	47 ⁷ / ₈ "	14 ¹ / ₈ "	15"	Y	RS2PM48L	785.	864.
	53 ⁷ / ₈ "	14 ¹ / ₈ "	15"	Y	RS2PM54L	1,124.	1,236.
	59 ⁷ / ₈ "	14 ¹ / ₈ "	15"	Y	RS2PM60L	1,124.	1,236.
	65 ⁷ / ₈ "	14 ¹ / ₈ "	15"	Y	RS2PM66L	1,168.	1,285.
	71 ⁷ / ₈ "	14 ¹ / ₈ "	15"	Y	RS2PM72L	1,168.	1,285.

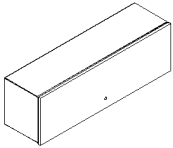
Series 2 Veneer Front Storage

Order Code	Specification Information	Application Notes	Critical Dimensions
Example: RS2PM24L-VC 113 RS2 Series 2 Veneer Front (Reff) PM Panel Mount Overhead 24 24" Wide L Locking VC Front Finish, Medium Cherry 113 Paint Finish, Dark Grey	Deduct \$20 from the list price for non-locking units. Substitute the "L" suffix with a "N" within the pattern number to designate a non-locking unit, <i>example</i> (RS2PM24N). Units with two doors, deduct \$40 from the list. 24" through 48" wide units have a single door. 54" through 66" wide units have off-set double doors. 72" wide units have two doors. Units with two doors have two locks.	Note: Up-mount overhead cabinets include an enclosed back.	Dimensions under, w , d and h are actual to the nearest 1/16".

Overhead Storage Veneer Front with Reff Mounting Brackets

Up-Mount Overhead Storage

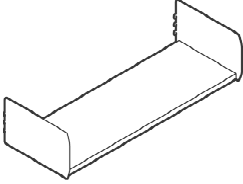
Series 2 Storage

description	w	d	h	lock	pattern no.	V1	V2	P1	P2	P3
 Up-mount overhead cabinet with back and lock	23 ⁷ / ₈ "	14 ¹ / ₈ "	15"	Y	RS2UM24L	\$830.	\$913.	\$607.	\$638.	\$670.
	29 ⁷ / ₈ "	14 ¹ / ₈ "	15"	Y	RS2UM30L	830.	913.	607.	638.	670.
	35 ⁷ / ₈ "	14 ¹ / ₈ "	15"	Y	RS2UM36L	860.	946.	627.	658.	692.
	41 ⁷ / ₈ "	14 ¹ / ₈ "	15"	Y	RS2UM42L	891.	982.	646.	679.	711.
	47 ⁷ / ₈ "	14 ¹ / ₈ "	15"	Y	RS2UM48L	935.	1,026.	657.	691.	725.
	53 ⁷ / ₈ "	14 ¹ / ₈ "	15"	Y	RS2UM54L	1,303.	1,433.	886.	930.	976.
	59 ⁷ / ₈ "	14 ¹ / ₈ "	15"	Y	RS2UM60L	1,303.	1,433.	886.	930.	976.
	65 ⁷ / ₈ "	14 ¹ / ₈ "	15"	Y	RS2UM66L	1,364.	1,499.	921.	967.	1,016.
	71 ⁷ / ₈ "	14 ¹ / ₈ "	15"	Y	RS2UM72L	1,364.	1,499.	921.	967.	1,016.

Series 2 Veneer Front Up-mount Overhead Bracket (Reff)	12 ³ / ₁₆ "	⁷ / ₈ "	11 ³ / ₄ "		RB1U18			267.	281.	295.
--	-----------------------------------	-------------------------------	----------------------------------	--	---------------	--	--	------	------	------



Order Code	Specification Information	Application Notes	Critical Dimensions
Example: RS2UM24L-VC 113			
RS2 Series 2 Veneer Front (Reff)	Deduct \$20 from the list price for non-locking units. Substitute the "L" suffix with a "N" within the pattern number to designate a non-locking unit, <i>example</i> (RS2UM24N). Units with two doors, deduct \$40 from the list. 24" through 48" wide units have a single door. 54" through 66" wide units have off-set double doors. 72" wide units have two doors. Units with two doors have two locks. Up-mount brackets are required and must be ordered separately.		Dimensions under, w , d and h are actual to the nearest ¹ / ₁₆ ".
UM Up-mount Overhead			
24 24" Wide			
L Locking			
VC Front Finish, Medium Cherry			
113 Paint Finish, Dark Grey			

description	w	d	h	pattern no.	P1	P2	P3
Series 2 Overhead Book Shelf (Reff) 	23 7/8"	14 1/8"	8"	RS2BS24	\$148.	\$155.	\$163.
	29 7/8"	14 1/8"	8"	RS2BS30	154.	161.	170.
	35 7/8"	14 1/8"	8"	RS2BS36	154.	161.	170.
	41 7/8"	14 1/8"	8"	RS2BS42	160.	168.	176.
	47 7/8"	14 1/8"	8"	RS2BS48	166.	174.	182.
	53 7/8"	14 1/8"	8"	RS2BS54	184.	193.	203.
	59 7/8"	14 1/8"	8"	RS2BS60	184.	193.	203.
	65 7/8"	14 1/8"	8"	RS2BS66	191.	201.	210.
	71 7/8"	14 1/8"	8"	RS2BS72	191.	201.	210.

Series 2 Veneer Front Storage

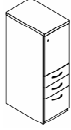
Order Code	Specification Information	Application Notes	Critical Dimensions
Example: RS2BS30-113 RS2 Series 2 Veneer Front BS Book Shelf 30 30" wide Y3 Dark Grey	Note: Steel construction for use with Reff panels.		Dimensions under, w , d and h are actual to the nearest 1/16".

Storage Towers Veneer Front

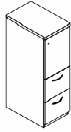
15" Wide Storage Towers

Series 2 Storage

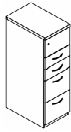
description	type	w	d	h	lock	pattern no.	V1	V2
50" High Single Door tower with two box and one file drawer (right hand shown)	left hand	14 7/8"	23 1/2"	48 3/16"	Y	RT3SLH5015BBFL	\$2,911.	\$3,201.
	right hand	14 7/8"	23 1/2"	48 3/16"	Y	RT3SRH5015BBFL	2,911.	3,201.



50" High Single Door tower with two file drawers (right hand shown)	left hand	14 7/8"	23 1/2"	48 3/16"	Y	RT3SLH5015FFL	2,625.	2,888.
	right hand	14 7/8"	23 1/2"	48 3/16"	Y	RT3SRH5015FFL	2,625.	2,888.



50" High Single Door tower with two box and two file drawers (right hand shown)	left hand	14 7/8"	23 1/2"	48 3/16"	Y	RT3SLH5015BBFFL	3,186.	3,504.
	right hand	14 7/8"	23 1/2"	48 3/16"	Y	RT3SRH5015BBFFL	3,186.	3,504.



Order Code

Example:	RT3SLH5715FFL-VC 113
RT3	Series 2 Veneer Front
S	Single Door
LH	Left Hand Access
57	57" High
15	15" Wide
F	File Drawer
F	File Drawer
L	Locking
VC	Front Finish Medium Cherry
113	Case Finish Dark Grey

Specification Information

For non-locking towers, deduct \$60 from the list price for single and double door units or \$75 for units with wardrobe. Substitute the "L" suffix with a "N" within the pattern number to designate a non-locking unit, example (RT3SLH6415BBFN)

"M" drawers consisting of a box drawer body with a file drawer head are available by substituting any two "B" or any one "F" character within the pattern number, example (RT3SLH6415MBFN). Multiple "M" drawers may be specified providing they equal the total modules available.

A 6" drawer, behind a cupboard door is available by adding the numeral 1 to the end of the pattern number, example (RT3SLH6415BBFL1) **Note:** 6" drawer behind doors are not available within the wardrobe portion of towers. Drawers behind doors can be specified with fronts painted in one of 6 accent colors. If an accent color is not selected the fronts will be painted black. Accent colors include, (MEY) Memo Yellow, (MRG) Marine Grey, (SFG) Seafoam Green, (REG) Robbins Egg Blue, (SSP) Sunset Pink and (KRD) Knoll Red.

Note: Drawer behind doors list pricing is as follows: 1=\$250

Application Notes

Hanging rails and other accessories are not included and must be ordered separately. Hanging rails are included with 24" and 30" wide lateral drawers only. (See *Tower Accessories for pricing and order entry information*)

Half depth adjustable shelves and coat hooks may be ordered separately allowing the cupboard area of the 15", 24" and 30" wide towers to support binders as well as shorter coats. (See *Tower Accessories for pricing and order entry information*)

Note: Veneer front towers are comprised of a steel case with wood veneer fronts and top.

Single door towers: Include (2) locks. Double door towers: Include (2) locks. Wardrobe towers: Include (3) locks. 15" wide Side Access Bookcase and Display towers: Include (1) lock. 24" wide Side Access Bookcase and Display towers: Include (2) locks

Critical Dimensions

Dimensions under, **w**, **d** and **h** are actual to the nearest 1/16"

42", 50", 57" and 64" Tower Internal Dimensions

- Box and M drawer height: 4 5/16"
- Box and M drawer width: 12 1/16"
- Box and M drawer depth: 18 3/8"
- File drawer height: 9 1/4"
- File drawer width: 12 1/16"
- File drawer depth: 18 3/8"

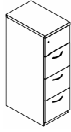
Note: All towers are configured from the top down with standard combinations of box and file drawers.

Storage Towers Veneer Front

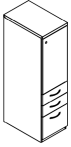
15" Wide Storage Towers

Series 2 Storage

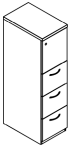
description	type	w	d	h	lock	pattern no.	V1	V2
50" High Single Door tower with three file drawers (right hand shown)	left hand	14 ⁷ / ₈ "	23 1/2"	48 ³ / ₁₆ "	Y	RT3SLH5015FFFL	\$2,943.	\$3,239.
	right hand	14 ⁷ / ₈ "	23 1/2"	48 ³ / ₁₆ "	Y	RT3SRH5015FFFL	2,943.	3,239.



57" High Single Door tower with two box and one file drawer (right hand shown)	left hand	14 ⁷ / ₈ "	23 1/2"	56 ³ / ₁₆ "	Y	RT3SLH5715BBFL	2,980.	3,277.
	right hand	14 ⁷ / ₈ "	23 1/2"	56 ³ / ₁₆ "	Y	RT3SRH5715BBFL	2,980.	3,277.



57" High Single Door tower with three file drawers (right hand shown)	left hand	14 ⁷ / ₈ "	23 1/2"	56 ³ / ₁₆ "	Y	RT3SLH5715FFFL	3,009.	3,309.
	right hand	14 ⁷ / ₈ "	23 1/2"	56 ³ / ₁₆ "	Y	RT3SRH5715FFFL	3,009.	3,309.



Series 2 Veneer Front Storage

Order Code

Example:	RT3SLH5715FFL-VC 113
RT3	Series 2 Veneer Front
S	Single Door
LH	Left Hand Access
57	57" High
15	15" Wide
F	File Drawer
F	File Drawer
L	Locking
VC	Front Finish Medium Cherry
113	Case Finish Dark Grey

Specification Information

For non-locking towers, deduct \$60 from the list price for single and double door units or \$75 for units with wardrobe. Substitute the "L" suffix with a "N" within the pattern number to designate a non-locking unit, example (RT3SLH6415BBFN)

"M" drawers consisting of a box drawer body with a file drawer head are available by substituting any two "B" or any one "F" character within the pattern number, example (RT3SLH6415MBFN). Multiple "M" drawers may be specified providing they equal the total modules available.

A 6" drawer, behind a cupboard door is available by adding the numeral 1 to the end of the pattern number, example (RT3SLH6415BBFL1). Note: 6" drawer behind doors are not available within the wardrobe portion of towers. Drawers behind doors can be specified with fronts painted in one of 6 accent colors. If an accent color is not selected the fronts will be painted black. Accent colors include, (MEY) Memo Yellow, (MRG) Marine Grey, (SFG) Seafoam Green, (REG) Robbins Egg Blue, (SSP) Sunset Pink and (KRD) Knoll Red.

Note: Drawer behind doors list pricing is as follows: 1=\$250

Application Notes

Hanging rails and other accessories are not included and must be ordered separately. Hanging rails are included with 24" and 30" wide lateral drawers only. (See *Tower Accessories for pricing and order entry information*)

Half depth adjustable shelves and coat hooks may be ordered separately allowing the cupboard area of the 15", 24" and 30" wide towers to support binders as well as shorter coats. (See *Tower Accessories for pricing and order entry information*)

Note: Veneer front towers are comprised of a steel case with wood veneer fronts and top.

Single door towers: Include (2) locks. Double door towers: Include (2) locks. Wardrobe towers: Include (3) locks. 15" wide Side Access Bookcase and Display towers: Include (1) lock. 24" wide Side Access Bookcase and Display towers: Include (2) locks

Critical Dimensions

Dimensions under, **w**, **d** and **h** are actual to the nearest 1/16"

42", 50", 57" and 64" Tower Internal Dimensions

- Box and M drawer height: 4⁵/₁₆"
- Box and M drawer width: 12¹/₁₆"
- Box and M drawer depth: 18³/₈"
- File drawer height: 9¹/₄"
- File drawer width: 12¹/₁₆"
- File drawer depth: 18³/₈"

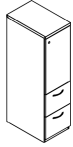
Note: All towers are configured from the top down with standard combinations of box and file drawers.

Storage Towers Veneer Front

15" Wide Storage Towers

Series 2 Storage

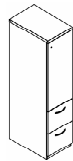
description	type	w	d	h	lock	pattern no.	V1	V2
57" High Single Door tower with two file drawers (right hand shown)	left hand	14 ⁷ / ₈ "	23 1/2"	56 ³ / ₁₆ "	Y	RT3SLH5715FFL	\$2,694.	\$2,963.
	right hand	14 ⁷ / ₈ "	23 1/2"	56 ³ / ₁₆ "	Y	RT3SRH5715FFL	2,694.	2,963.



64" High Single Door tower with two box and one file drawer (right hand shown)	left hand	14 ⁷ / ₈ "	23 1/2"	63 ⁵ / ₁₆ "	Y	RT3SLH6415BBFL	3,047.	3,352.
	right hand	14 ⁷ / ₈ "	23 1/2"	63 ⁵ / ₁₆ "	Y	RT3SRH6415BBFL	3,047.	3,352.



64" High Single Door tower with two file drawers (right hand shown)	left hand	14 ⁷ / ₈ "	23 1/2"	63 ⁵ / ₁₆ "	Y	RT3SLH6415FFL	2,764.	3,040.
	right hand	14 ⁷ / ₈ "	23 1/2"	63 ⁵ / ₁₆ "	Y	RT3SRH6415FFL	2,764.	3,040.



Order Code

Example:	RT3SLH5715FFL-VC 113
RT3	Series 2 Veneer Front
S	Single Door
LH	Left Hand Access
57	57" High
15	15" Wide
F	File Drawer
F	File Drawer
L	Locking
VC	Front Finish Medium Cherry
113	Case Finish Dark Grey

Specification Information

For non-locking towers, deduct \$60 from the list price for single and double door units or \$75 for units with wardrobe. Substitute the "L" suffix with a "N" within the pattern number to designate a non-locking unit, example (RT3SLH6415BBFN)

"M" drawers consisting of a box drawer body with a file drawer head are available by substituting any two "B" or any one "F" character within the pattern number, example (RT3SLH6415MBFN). Multiple "M" drawers may be specified providing they equal the total modules available.

A 6" drawer, behind a cupboard door is available by adding the numeral 1 to the end of the pattern number, example (RT3SLH6415BBFL1). Note: 6" drawer behind doors are not available within the wardrobe portion of towers. Drawers behind doors can be specified with fronts painted in one of 6 accent colors. If an accent color is not selected the fronts will be painted black. Accent colors include, (MEY) Memo Yellow, (MRG) Marine Grey, (SFG) Seafoam Green, (REG) Robbins Egg Blue, (SSP) Sunset Pink and (KRD) Knoll Red.

Note: Drawer behind doors list pricing is as follows: 1=\$250

Application Notes

Hanging rails and other accessories are not included and must be ordered separately. Hanging rails are included with 24" and 30" wide lateral drawers only. (See *Tower Accessories for pricing and order entry information*)

Half depth adjustable shelves and coat hooks may be ordered separately allowing the cupboard area of the 15", 24" and 30" wide towers to support binders as well as shorter coats. (See *Tower Accessories for pricing and order entry information*)

Note: Veneer front towers are comprised of a steel case with wood veneer fronts and top.

Single door towers: Include (2) locks. Double door towers: Include (2) locks. Wardrobe towers: Include (3) locks. 15" wide Side Access Bookcase and Display towers: Include (1) lock. 24" wide Side Access Bookcase and Display towers: Include (2) locks

Critical Dimensions

Dimensions under, **w**, **d** and **h** are actual to the nearest 1/16"

42", 50", 57" and 64" Tower Internal Dimensions

- Box and M drawer height: 4⁵/₁₆"
- Box and M drawer width: 12¹/₁₆"
- Box and M drawer depth: 18³/₈"
- File drawer height: 9¹/₄"
- File drawer width: 12¹/₁₆"
- File drawer depth: 18³/₈"

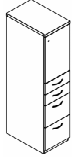
Note: All towers are configured from the top down with standard combinations of box and file drawers.

Storage Towers Veneer Front

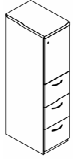
15" Wide Storage Towers

Series 2 Storage

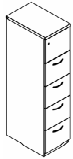
description	type	w	d	h	lock	pattern no.	V1	V2
64" High Single Door tower with two box and two file drawers (right hand shown)	left hand	14 ⁷ / ₈ "	23 ¹ / ₂ "	63 ³ / ₁₆ "	Y	RT3SLH6415BBFFL	\$3,296.	\$3,624.
	right hand	14 ⁷ / ₈ "	23 ¹ / ₂ "	63 ³ / ₁₆ "	Y	RT3SRH6415BBFFL	3,296.	3,624.



64" High Single Door tower with three file drawers (right hand shown)	left hand	14 ⁷ / ₈ "	23 ¹ / ₂ "	63 ³ / ₁₆ "	Y	RT3SLH6415FFFL	3,077.	3,386.
	right hand	14 ⁷ / ₈ "	23 ¹ / ₂ "	63 ³ / ₁₆ "	Y	RT3SRH6415FFFL	3,077.	3,386.



64" High Single Door tower with four file drawers (right hand shown)	left hand	14 ⁷ / ₈ "	23 ¹ / ₂ "	63 ³ / ₁₆ "	Y	RT3SLH6415FFFFL	3,345.	3,678.
	right hand	14 ⁷ / ₈ "	23 ¹ / ₂ "	63 ³ / ₁₆ "	Y	RT3SRH6415FFFFL	3,345.	3,678.



Series 2 Veneer Front Storage

Order Code

Example:	RT3SLH5715FFL-VC 113
RT3	Series 2 Veneer Front
S	Single Door
LH	Left Hand Access
57	57" High
15	15" Wide
F	File Drawer
F	File Drawer
L	Locking
VC	Front Finish Medium Cherry
113	Case Finish Dark Grey

Specification Information

For non-locking towers, deduct \$60 from the list price for single and double door units or \$75 for units with wardrobe. Substitute the "L" suffix with a "N" within the pattern number to designate a non-locking unit, example (RT3SLH6415BBFN)

"M" drawers consisting of a box drawer body with a file drawer head are available by substituting any two "B" or any one "F" character within the pattern number, example (RT3SLH6415MFN). Multiple "M" drawers may be specified providing they equal the total modules available.

A 6" drawer, behind a cupboard door is available by adding the numeral 1 to the end of the pattern number, example (RT3SLH6415BBFL1) **Note:** 6" drawer behind doors are not available within the wardrobe portion of towers. Drawers behind doors can be specified with fronts painted in one of 6 accent colors. If an accent color is not selected the fronts will be painted black. Accent colors include, (MEY) Memo Yellow, (MRG) Marine Grey, (SFG) Seafoam Green, (REG) Robbins Egg Blue, (SSP) Sunset Pink and (KRD) Knoll Red.

Note: Drawer behind doors list pricing is as follows: 1=\$250

Application Notes

Hanging rails and other accessories are not included and must be ordered separately. Hanging rails are included with 24" and 30" wide lateral drawers only. (See *Tower Accessories for pricing and order entry information*)

Half depth adjustable shelves and coat hooks may be ordered separately allowing the cupboard area of the 15", 24" and 30" wide towers to support binders as well as shorter coats. (See *Tower Accessories for pricing and order entry information*)

Note: Veneer front towers are comprised of a steel case with wood veneer fronts and top.

Single door towers: Include (2) locks. Double door towers: Include (2) locks. Wardrobe towers: Include (3) locks. 15" wide Side Access Bookcase and Display towers: Include (1) lock. 24" wide Side Access Bookcase and Display towers: Include (2) locks

Critical Dimensions

Dimensions under, **w**, **d** and **h** are actual to the nearest ¹/₁₆"

42", 50", 57" and 64" Tower Internal Dimensions

- Box and M drawer height: 4⁵/₁₆"
- Box and M drawer width: 12¹/₁₆"
- Box and M drawer depth: 18³/₈"
- File drawer height: 9¹/₄"
- File drawer width: 12¹/₁₆"
- File drawer depth: 18³/₈"

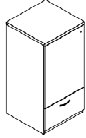
Note: All towers are configured from the top down with standard combinations of box and file drawers.

Storage Towers Veneer Front

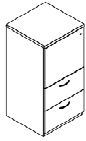
24" Wide Storage Towers

Series 2 Storage

description	type	w	h	d	lock	pattern no.	V1	V2
50" High Single Door tower with wide drawer (left hand shown)	left hand	23 ⁷ / ₈ "	48 ⁵ / ₁₆ "	23 ¹ / ₂ "	Y	RT3SLH5024WL	\$2,381.	\$2,620.
	right hand	23 ⁷ / ₈ "	48 ⁵ / ₁₆ "	23 ¹ / ₂ "	Y	RT3SRH5024WL	2,381.	2,620.



50" High Single Door tower with two wide drawers (left hand shown)	left hand	23 ⁷ / ₈ "	48 ⁵ / ₁₆ "	23 ¹ / ₂ "	Y	RT3SLH5024WWL	2,930.	3,224.
	right hand	23 ⁷ / ₈ "	48 ⁵ / ₁₆ "	23 ¹ / ₂ "	Y	RT3SRH5024WWL	2,930.	3,224.



Order Code

Example:	RT3SLH5724FFL-VC113
RT3	Series 2 Veneer Front
S	Single Door
LH	Left Hand Access
57	57" High
24	24" Wide
F	File Drawer
F	File Drawer
L	Locking
VC	Front Finish Medium Cherry
113	Case Finish Dark Grey

Specification Information

For non-locking towers, deduct \$60 from the list price for single and double door units or \$75 for units with wardrobe. Substitute the "L" suffix with a "N" within the pattern number to designate a non-locking unit, example (RT3SLH6424BBFN)

"M" drawers consisting of a box drawer body with a file drawer head are available by substituting any two "B" or any one "F" character within the pattern number, example (RT3SLH6424MFN). Multiple "M" drawers may be specified providing they equal the total modules available.

A 6" drawer, behind a cupboard door is available by adding the numeral 1 to the end of the pattern number, example (RT3SLH6424BBFL1)

Note: 6" drawer behind doors are not available within the wardrobe portion of towers. Drawers behind doors can be specified with fronts painted in one of 6 accent colors. If an accent color is not selected the fronts will be painted black. Accent colors include, (MEY) Memo Yellow, (MRG) Marine Grey, (SFG) Seafoam Green, (REG) Robbins Egg Blue, (SSP) Sunset Pink and (KRD) Knoll Red.

Note: Drawer behind doors list pricing is as follows: 1=\$250

Application Notes

Note: Within CAP, choose from five front accent colors for 6" drawer behind doors only. Drawer fronts are black unless specified otherwise.

Hanging rails and other accessories are not included and must be ordered separately. Hanging rails are included with 24" and 30" wide lateral drawers only. (See *Tower Accessories for pricing and order entry information*)

Half depth adjustable shelves and coat hooks may be ordered separately allowing the cupboard area of the 15", 24" and 30" wide towers to support binders as well as shorter coats. (See *Tower Accessories for pricing and order entry information*)

Note: Veneer front towers are comprised of a steel case with wood veneer fronts and top.

Single door towers: Include (2) locks. Double door towers: Include (2) locks. Wardrobe towers: Include (3) locks. 15" wide Side Access Bookcase and Display towers: Include (1) lock. 24" wide Side Access Bookcase and Display towers: Include (2) locks

Critical Dimensions

Dimensions under, **w**, **d** and **h** are actual to the nearest 1/16"

42", 50", 57" and 64" Tower Internal Dimensions

- Box and M drawer height: 4⁵/₁₆"
- Box and M drawer width: 12¹/₁₆"
- Box and M drawer depth: 18³/₈"
- File drawer height: 9¹/₄"
- File drawer width: 12¹/₁₆"
- File drawer depth: 18³/₈"
- Wide drawer height: 9⁹/₁₆"
- Wide drawer width: 20³/₄"
- Wide drawer depth: 22⁷/₈"

Note: All towers are configured from the top down with standard combinations of box and file drawers.

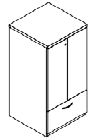
Storage Towers Veneer Front

24" Wide Storage Towers

Series 2 Storage

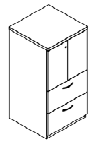
description	type	w	h	d	lock	pattern no.	V1	V2
-------------	------	---	---	---	------	-------------	----	----

50" High Double Door tower with one wide drawer



24" and 30" wide double door cabinets may be ordered with a grommet option located in the back of the case by adding a "G" between the 4th and 5th character of the pattern number, example (RT3D**G**6424WL). Add \$100 for this option. **Note**, by adding a "G" option, the cabinet will also receive AV hinged doors.

50" High Double Door tower with two wide drawers



24" and 30" wide double door cabinets may be ordered with a grommet option located in the back of the case by adding a "G" between the 4th and 5th character of the pattern number, example (RT3D**G**6424WL). Add \$100 for this option. **Note**, by adding a "G" option, the cabinet will also receive AV hinged doors.

Order Code

Example:	RT3SLH5724FFL-VC113
RT3	Series 2 Veneer Front
S	Single Door
LH	Left Hand Access
57	57" High
24	24" Wide
F	File Drawer
F	File Drawer
L	Locking
VC	Front Finish Medium Cherry
113	Case Finish Dark Grey

Specification Information

For non-locking towers, deduct \$60 from the list price for single and double door units or \$75 for units with wardrobe. Substitute the "L" suffix with a "N" within the pattern number to designate a non-locking unit, example (RT3SLH6424BBFN)

"M" drawers consisting of a box drawer body with a file drawer head are available by substituting any two "B" or any one "F" character within the pattern number, example (RT3SLH6424**MFN**). Multiple "M" drawers may be specified providing they equal the total modules available.

A 6" drawer, behind a cupboard door is available by adding the numeral 1 to the end of the pattern number, example (RT3SLH6424BB**F1**)

Note: 6" drawer behind doors are not available within the wardrobe portion of towers. Drawers behind doors can be specified with fronts painted in one of 6 accent colors. If an accent color is not selected the fronts will be painted black. Accent colors include, (**MEY**) Memo Yellow, (**MRG**) Marine Grey, (**SFG**) Seafoam Green, (**REG**) Robbins Egg Blue, (**SSP**) Sunset Pink and (**KRD**) Knoll Red.

Note: Drawer behind doors list pricing is as follows: 1=\$250

Application Notes

Note: Within CAP, choose from five front accent colors for 6" drawer behind doors only. Drawer fronts are black unless specified otherwise.

Hanging rails and other accessories are not included and must be ordered separately. Hanging rails are included with 24" and 30" wide lateral drawers only. (*See Tower Accessories for pricing and order entry information*)

Half depth adjustable shelves and coat hooks may be ordered separately allowing the cupboard area of the 15", 24" and 30" wide towers to support binders as well as shorter coats. (*See Tower Accessories for pricing and order entry information*)

Note: Veneer front towers are comprised of a steel case with wood veneer fronts and top.

Single door towers: Include (2) locks. Double door towers: Include (2) locks. Wardrobe towers: Include (3) locks. 15" wide Side Access Bookcase and Display towers: Include (1) lock. 24" wide Side Access Bookcase and Display towers: Include (2) locks

Critical Dimensions

Dimensions under, **w**, **d** and **h** are actual to the nearest 1/16"

42", 50", 57" and 64" Tower Internal Dimensions

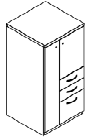
- Box and M drawer height: 4 7/16"
- Box and M drawer width: 12 1/16"
- Box and M drawer depth: 18 3/8"
- File drawer height: 9 1/4"
- File drawer width: 12 1/16"
- File drawer depth: 18 3/8"
- Wide drawer height: 9 9/16"
- Wide drawer width: 20 3/4"
- Wide drawer depth: 22 7/8"

Note: All towers are configured from the top down with standard combinations of box and file drawers.

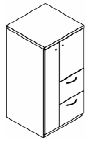
Storage Towers Veneer Front 24" Wide Storage Towers

Series 2 Storage

description	type	w	h	d	lock	pattern no.	V1	V2
50" High tower with two box and one file drawer and door and wardrobe (left hand shown)	left hand	23 ⁷ / ₈ "	48 ⁵ / ₁₆ "	23 ¹ / ₂ "	Y	RT3WSLH5024BBFL	\$3,562.	\$3,918.
	right hand	23 ⁷ / ₈ "	48 ⁵ / ₁₆ "	23 ¹ / ₂ "	Y	RT3WSRH5024BBFL	3,562.	3,918.



50" High tower with two file drawers and door and wardrobe (left hand shown)	left hand	23 ⁷ / ₈ "	48 ⁵ / ₁₆ "	23 ¹ / ₂ "	Y	RT3WSLH5024FFL	2,939.	3,231.
	right hand	23 ⁷ / ₈ "	48 ⁵ / ₁₆ "	23 ¹ / ₂ "	Y	RT3WSRH5024FFL	2,939.	3,231.



Order Code

Example:	RT3SLH5724FFL-VC 113
RT3	Series 2 Veneer Front
S	Single Door
LH	Left Hand Access
57	57" High
24	24" Wide
F	File Drawer
F	File Drawer
L	Locking
VC	Front Finish Medium Cherry
113	Case Finish Dark Grey

Specification Information

For non-locking towers, deduct \$60 from the list price for single and double door units or \$75 for units with wardrobe. Substitute the "L" suffix with a "N" within the pattern number to designate a non-locking unit, example (RT3SLH6424BBFN)

"M" drawers consisting of a box drawer body with a file drawer head are available by substituting any two "B" or any one "F" character within the pattern number, example (RT3SLH6424MFN). Multiple "M" drawers may be specified providing they equal the total modules available.

A 6" drawer, behind a cupboard door is available by adding the numeral 1 to the end of the pattern number, example (RT3SLH6424BBFL1)

Note: 6" drawer behind doors are not available within the wardrobe portion of towers. Drawers behind doors can be specified with fronts painted in one of 6 accent colors. If an accent color is not selected the fronts will be painted black. Accent colors include, (MEY) Memo Yellow, (MRG) Marine Grey, (SFG) Seafoam Green, (REG) Robbins Egg Blue, (SSP) Sunset Pink and (KRD) Knoll Red.

Note: Drawer behind doors list pricing is as follows: 1=\$250

Application Notes

Note: Within CAP, choose from five front accent colors for 6" drawer behind doors only. Drawer fronts are black unless specified otherwise.

Hanging rails and other accessories are not included and must be ordered separately. Hanging rails are included with 24" and 30" wide lateral drawers only. (See *Tower Accessories for pricing and order entry information*)

Half depth adjustable shelves and coat hooks may be ordered separately allowing the cupboard area of the 15", 24" and 30" wide towers to support binders as well as shorter coats. (See *Tower Accessories for pricing and order entry information*)

Note: Veneer front towers are comprised of a steel case with wood veneer fronts and top.

Single door towers: Include (2) locks. Double door towers: Include (2) locks. Wardrobe towers: Include (3) locks. 15" wide Side Access Bookcase and Display towers: Include (1) lock. 24" wide Side Access Bookcase and Display towers: Include (2) locks

Critical Dimensions

Dimensions under, **w**, **d** and **h** are actual to the nearest 1/16"

42", 50", 57" and 64" Tower Internal Dimensions

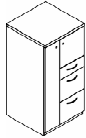
- Box and M drawer height: 4⁵/₁₆"
- Box and M drawer width: 12¹/₁₆"
- Box and M drawer depth: 18³/₈"
- File drawer height: 9¹/₄"
- File drawer width: 12¹/₁₆"
- File drawer depth: 18³/₈"
- Wide drawer height: 9⁹/₁₆"
- Wide drawer width: 20³/₄"
- Wide drawer depth: 22⁷/₈"

Note: All towers are configured from the top down with standard combinations of box and file drawers.

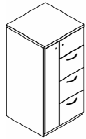
Storage Towers Veneer Front 24" Wide Storage Towers

Series 2 Storage

description	type	w	h	d	lock	pattern no.	V1	V2
50" High tower with one box and two file drawers and door and wardrobe (left hand shown)	left hand	23 7/8"	48 5/16"	23 1/2"	Y	RT3WSLH5024BFFL	\$3,454.	\$3,799.
	right hand	23 7/8"	48 5/16"	23 1/2"	Y	RT3WSRH5024BFFL	3,454.	3,799.



50" High tower with three file drawers and door and wardrobe (left hand shown)	left hand	23 7/8"	48 5/16"	23 1/2"	Y	RT3WSLH5024FFFL	3,475.	3,822.
	right hand	23 7/8"	48 5/16"	23 1/2"	Y	RT3WSRH5024FFFL	3,475.	3,822.



Series 2 Veneer Front Storage

Order Code

Example:	RT3SLH5724FFL-VC113
RT3	Series 2 Veneer Front
S	Single Door
LH	Left Hand Access
57	57" High
24	24" Wide
F	File Drawer
F	File Drawer
L	Locking
VC	Front Finish Medium Cherry
113	Case Finish Dark Grey

Specification Information

For non-locking towers, deduct \$60 from the list price for single and double door units or \$75 for units with wardrobe. Substitute the "L" suffix with a "N" within the pattern number to designate a non-locking unit, example (RT3SLH6424BBFN)

"M" drawers consisting of a box drawer body with a file drawer head are available by substituting any two "B" or any one "F" character within the pattern number, example (RT3SLH6424MFN). Multiple "M" drawers may be specified providing they equal the total modules available.

A 6" drawer, behind a cupboard door is available by adding the numeral 1 to the end of the pattern number, example (RT3SLH6424BBFL1)

Note: 6" drawer behind doors are not available within the wardrobe portion of towers. Drawers behind doors can be specified with fronts painted in one of 6 accent colors. If an accent color is not selected the fronts will be painted black. Accent colors include, (MEY) Memo Yellow, (MRG) Marine Grey, (SFG) Seafoam Green, (REG) Robbins Egg Blue, (SSP) Sunset Pink and (KRD) Knoll Red.

Note: Drawer behind doors list pricing is as follows: 1=\$250

Application Notes

Note: Within CAP, choose from five front accent colors for 6" drawer behind doors only. Drawer fronts are black unless specified otherwise.

Hanging rails and other accessories are not included and must be ordered separately. Hanging rails are included with 24" and 30" wide lateral drawers only. (See *Tower Accessories for pricing and order entry information*)

Half depth adjustable shelves and coat hooks may be ordered separately allowing the cupboard area of the 15", 24" and 30" wide towers to support binders as well as shorter coats. (See *Tower Accessories for pricing and order entry information*)

Note: Veneer front towers are comprised of a steel case with wood veneer fronts and top.

Single door towers: Include (2) locks. Double door towers: Include (2) locks. Wardrobe towers: Include (3) locks. 15" wide Side Access Bookcase and Display towers: Include (1) lock. 24" wide Side Access Bookcase and Display towers: Include (2) locks

Critical Dimensions

Dimensions under, **w**, **d** and **h** are actual to the nearest 1/16"

42", 50", 57" and 64" Tower Internal Dimensions

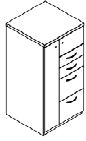
- Box and M drawer height: 4 5/16"
- Box and M drawer width: 12 1/16"
- Box and M drawer depth: 18 3/8"
- File drawer height: 9 1/4"
- File drawer width: 12 1/16"
- File drawer depth: 18 3/8"
- Wide drawer height: 9 9/16"
- Wide drawer width: 20 3/4"
- Wide drawer depth: 22 7/8"

Note: All towers are configured from the top down with standard combinations of box and file drawers.

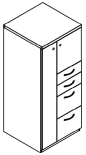
Storage Towers Veneer Front 24" Wide Storage Towers

Series 2 Storage

description	type	w	h	d	lock	pattern no.	V1	V2
50" High tower with two box and two file drawers and door and wardrobe (left hand shown)	left hand	23 ⁷ / ₈ "	48 ⁵ / ₁₆ "	23 ¹ / ₂ "	Y	RT3WSLH5024BBFFL	\$3,794.	\$4,174.
	right hand	23 ⁷ / ₈ "	48 ⁵ / ₁₆ "	23 ¹ / ₂ "	Y	RT3WSRH5024BBFFL	3,794.	4,174.



57" High tower with two box and two file drawers and door and wardrobe (left hand shown)	left hand	23 ⁷ / ₈ "	56 ³ / ₁₆ "	23 ¹ / ₂ "	Y	RT3WSLH5724BBFFL	3,876.	4,264.
	right hand	23 ⁷ / ₈ "	56 ³ / ₁₆ "	23 ¹ / ₂ "	Y	RT3WSRH5724BBFFL	3,876.	4,264.



Order Code

Example:	RT3SLH5724FFL-VC113
RT3	Series 2 Veneer Front
S	Single Door
LH	Left Hand Access
57	57" High
24	24" Wide
F	File Drawer
F	File Drawer
L	Locking
VC	Front Finish Medium Cherry
113	Case Finish Dark Grey

Specification Information

For non-locking towers, deduct \$60 from the list price for single and double door units or \$75 for units with wardrobe. Substitute the "L" suffix with a "N" within the pattern number to designate a non-locking unit, example (RT3SLH6424BBFN)

"M" drawers consisting of a box drawer body with a file drawer head are available by substituting any two "B" or any one "F" character within the pattern number, example (RT3SLH6424MFN). Multiple "M" drawers may be specified providing they equal the total modules available.

A 6" drawer, behind a cupboard door is available by adding the numeral 1 to the end of the pattern number, example (RT3SLH6424BBFL1)

Note: 6" drawer behind doors are not available within the wardrobe portion of towers. Drawers behind doors can be specified with fronts painted in one of 6 accent colors. If an accent color is not selected the fronts will be painted black. Accent colors include, (MEY) Memo Yellow, (MRG) Marine Grey, (SFG) Seafoam Green, (REG) Robbins Egg Blue, (SSP) Sunset Pink and (KRD) Knoll Red.

Note: Drawer behind doors list pricing is as follows: 1=\$250

Application Notes

Note: Within CAP, choose from five front accent colors for 6" drawer behind doors only. Drawer fronts are black unless specified otherwise.

Hanging rails and other accessories are not included and must be ordered separately. Hanging rails are included with 24" and 30" wide lateral drawers only. (See *Tower Accessories for pricing and order entry information*)

Half depth adjustable shelves and coat hooks may be ordered separately allowing the cupboard area of the 15", 24" and 30" wide towers to support binders as well as shorter coats. (See *Tower Accessories for pricing and order entry information*)

Note: Veneer front towers are comprised of a steel case with wood veneer fronts and top.

Single door towers: Include (2) locks. Double door towers: Include (2) locks. Wardrobe towers: Include (3) locks. 15" wide Side Access Bookcase and Display towers: Include (1) lock. 24" wide Side Access Bookcase and Display towers: Include (2) locks

Critical Dimensions

Dimensions under, **w**, **d** and **h** are actual to the nearest 1/16"

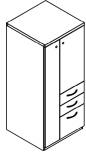
42", 50", 57" and 64" Tower Internal Dimensions

- Box and M drawer height: 4⁵/₁₆"
- Box and M drawer width: 12¹/₁₆"
- Box and M drawer depth: 18³/₈"
- File drawer height: 9¹/₄"
- File drawer width: 12¹/₁₆"
- File drawer depth: 18³/₈"
- Wide drawer height: 9⁹/₁₆"
- Wide drawer width: 20³/₄"
- Wide drawer depth: 22⁷/₈"

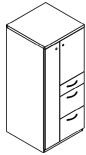
Note: All towers are configured from the top down with standard combinations of box and file drawers.

Storage Towers Veneer Front 24" Wide Storage Towers

description	type	w	h	d	lock	pattern no.	V1	V2
57" High tower with two box and one file drawer and door and wardrobe (left hand shown)	left hand	23 7/8"	56 3/16"	23 1/2"	Y	RT3WSLH5724BBFL	\$3,578.	\$3,935.
	right hand	23 7/8"	56 3/16"	23 1/2"	Y	RT3WSRH5724BBFL	3,578.	3,935.



57" High tower with one box and two file drawers and door and wardrobe (left hand shown)	left hand	23 7/8"	56 3/16"	23 1/2"	Y	RT3WSLH5724BBFL	3,560.	3,917.
	right hand	23 7/8"	56 3/16"	23 1/2"	Y	RT3WSRH5724BBFL	2,520.	3,917.



Order Code

Example:	RT3SLH5724FFL-VC 113
RT3	Series 2 Veneer Front
S	Single Door
LH	Left Hand Access
57	57" High
24	24" Wide
F	File Drawer
F	File Drawer
L	Locking
VC	Front Finish Medium Cherry
113	Case Finish Dark Grey

Specification Information

For non-locking towers, deduct \$60 from the list price for single and double door units or \$75 for units with wardrobe. Substitute the "L" suffix with a "N" within the pattern number to designate a non-locking unit, example (RT3SLH6424BBFN)

"M" drawers consisting of a box drawer body with a file drawer head are available by substituting any two "B" or any one "F" character within the pattern number, example (RT3SLH6424MFN). Multiple "M" drawers may be specified providing they equal the total modules available.

A 6" drawer, behind a cupboard door is available by adding the numeral 1 to the end of the pattern number, example (RT3SLH6424BBFL1)

Note: 6" drawer behind doors are not available within the wardrobe portion of towers. Drawers behind doors can be specified with fronts painted in one of 6 accent colors. If an accent color is not selected the fronts will be painted black. Accent colors include, (MEY) Memo Yellow, (MRG) Marine Grey, (SFG) Seafoam Green, (REG) Robbins Egg Blue, (SSP) Sunset Pink and (KRD) Knoll Red.

Note: Drawer behind doors list pricing is as follows: 1=\$250

Application Notes

Note: Within CAP, choose from five front accent colors for 6" drawer behind doors only. Drawer fronts are black unless specified otherwise.

Hanging rails and other accessories are not included and must be ordered separately. Hanging rails are included with 24" and 30" wide lateral drawers only. (See *Tower Accessories for pricing and order entry information*)

Half depth adjustable shelves and coat hooks may be ordered separately allowing the cupboard area of the 15", 24" and 30" wide towers to support binders as well as shorter coats. (See *Tower Accessories for pricing and order entry information*)

Note: Veneer front towers are comprised of a steel case with wood veneer fronts and top.

Single door towers: Include (2) locks. Double door towers: Include (2) locks. Wardrobe towers: Include (3) locks. 15" wide Side Access Bookcase and Display towers: Include (1) lock. 24" wide Side Access Bookcase and Display towers: Include (2) locks

Critical Dimensions

Dimensions under, **w**, **d** and **h** are actual to the nearest 1/16"

42", 50", 57" and 64" Tower Internal Dimensions

- Box and M drawer height: 4 5/16"
- Box and M drawer width: 12 1/16"
- Box and M drawer depth: 18 3/8"
- File drawer height: 9 1/4"
- File drawer width: 12 1/16"
- File drawer depth: 18 3/8"
- Wide drawer height: 9 9/16"
- Wide drawer width: 20 3/4"
- Wide drawer depth: 22 7/8"

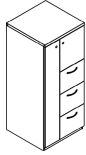
Note: All towers are configured from the top down with standard combinations of box and file drawers.

Storage Towers Veneer Front

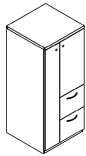
24" Wide Storage Towers

Series 2 Storage

description	type	w	h	d	lock	pattern no.	V1	V2
57" High tower with three file drawers and door and wardrobe (left hand shown)	left hand	23 7/8"	56 3/16"	23 1/2"	Y	RT3WSLH5724FFFL	\$3,558.	\$3,914.
	right hand	23 7/8"	56 3/16"	23 1/2"	Y	RT3WSRH5724FFFL	3,558.	3,914.



57" High tower with two file drawers and door and wardrobe (left hand shown)	left hand	23 7/8"	56 3/16"	23 1/2"	Y	RT3WSLH5724FFL	3,034.	3,336.
	right hand	23 7/8"	56 3/16"	23 1/2"	Y	RT3WSRH5724FFL	3,034.	3,336.



Order Code

Example: **RT3SLH5724FFL-VC113**

RT3	Series 2 Veneer Front
S	Single Door
LH	Left Hand Access
57	57" High
24	24" Wide
F	File Drawer
F	File Drawer
L	Locking
VC	Front Finish Medium Cherry
113	Case Finish Dark Grey

Specification Information

For non-locking towers, deduct \$60 from the list price for single and double door units or \$75 for units with wardrobe. Substitute the "L" suffix with a "N" within the pattern number to designate a non-locking unit, example (RT3SLH6424BBFN)

"M" drawers consisting of a box drawer body with a file drawer head are available by substituting any two "B" or any one "F" character within the pattern number, example (RT3SLH6424MFN). Multiple "M" drawers may be specified providing they equal the total modules available.

A 6" drawer, behind a cupboard door is available by adding the numeral 1 to the end of the pattern number, example (RT3SLH6424BBFL1)

Note: 6" drawer behind doors are not available within the wardrobe portion of towers. Drawers behind doors can be specified with fronts painted in one of 6 accent colors. If an accent color is not selected the fronts will be painted black. Accent colors include, (MEY) Memo Yellow, (MRG) Marine Grey, (SFG) Seafoam Green, (REG) Robbins Egg Blue, (SSP) Sunset Pink and (KRD) Knoll Red.

Note: Drawer behind doors list pricing is as follows: 1=\$250

Application Notes

Note: Within CAP, choose from five front accent colors for 6" drawer behind doors only. Drawer fronts are black unless specified otherwise.

Hanging rails and other accessories are not included and must be ordered separately. Hanging rails are included with 24" and 30" wide lateral drawers only. (See *Tower Accessories for pricing and order entry information*)

Half depth adjustable shelves and coat hooks may be ordered separately allowing the cupboard area of the 15", 24" and 30" wide towers to support binders as well as shorter coats. (See *Tower Accessories for pricing and order entry information*)

Note: Veneer front towers are comprised of a steel case with wood veneer fronts and top.

Single door towers: Include (2) locks. Double door towers: Include (2) locks. Wardrobe towers: Include (3) locks. 15" wide Side Access Bookcase and Display towers: Include (1) lock. 24" wide Side Access Bookcase and Display towers: Include (2) locks

Critical Dimensions

Dimensions under, **w**, **d** and **h** are actual to the nearest 1/16"

42", 50", 57" and 64" Tower Internal Dimensions

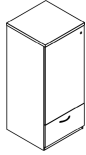
- Box and M drawer height: 4 5/16"
- Box and M drawer width: 12 1/16"
- Box and M drawer depth: 18 3/8"
- File drawer height: 9 1/4"
- File drawer width: 12 1/16"
- File drawer depth: 18 3/8"
- Wide drawer height: 9 9/16"
- Wide drawer width: 20 3/4"
- Wide drawer depth: 22 7/8"

Note: All towers are configured from the top down with standard combinations of box and file drawers.

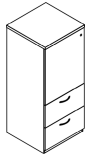
Storage Towers Veneer Front 24" Wide Storage Towers

Series 2 Storage

description	type	w	h	d	lock	pattern no.	V1	V2
57" High Single Door tower with wide drawer (left hand shown)	left hand	23 ⁷ / ₈ "	56 ³ / ₁₆ "	23 ¹ / ₂ "	Y	RT3SLH5724WL	\$2,459.	\$2,704.
	right hand	23 ⁷ / ₈ "	56 ³ / ₁₆ "	23 ¹ / ₂ "	Y	RT3SRH5724WL	2,459.	2,704.



57" High Single Door tower with two wide drawers (left hand shown)	left hand	23 ⁷ / ₈ "	56 ³ / ₁₆ "	23 ¹ / ₂ "	Y	RT3SLH5724WWL	2,971.	3,269.
	right hand	23 ⁷ / ₈ "	56 ³ / ₁₆ "	23 ¹ / ₂ "	Y	RT3SRH5724WWL	2,971.	3,269.



Series 2 Veneer Front Storage

Order Code

Example:	RT3SLH5724FFL-VC 113
RT3	Series 2 Veneer Front
S	Single Door
LH	Left Hand Access
57	57" High
24	24" Wide
F	File Drawer
F	File Drawer
L	Locking
VC	Front Finish Medium Cherry
113	Case Finish Dark Grey

Specification Information

For non-locking towers, deduct \$60 from the list price for single and double door units or \$75 for units with wardrobe. Substitute the "L" suffix with a "N" within the pattern number to designate a non-locking unit, example (RT3SLH6424BBFN)

Application Notes

"M" drawers consisting of a box drawer body with a file drawer head are available by substituting any two "B" or any one "F" character within the pattern number, example (RT3SLH6424MFN). Multiple "M" drawers may be specified providing they equal the total modules available.

A 6" drawer, behind a cupboard door is available by adding the numeral 1 to the end of the pattern number, example (RT3SLH6424BBFL1)

Note: 6" drawer behind doors are not available within the wardrobe portion of towers. Drawers behind doors can be specified with fronts painted in one of 6 accent colors. If an accent color is not selected the fronts will be painted black. Accent colors include, (MEY) Memo Yellow, (MRG) Marine Grey, (SFG) Seafoam Green, (REG) Robbins Egg Blue, (SSP) Sunset Pink and (KRD) Knoll Red.

Note: Drawer behind doors list pricing is as follows: 1=\$250

Note: Within CAP, choose from five front accent colors for 6" drawer behind doors only. Drawer fronts are black unless specified otherwise.

Hanging rails and other accessories are not included and must be ordered separately. Hanging rails are included with 24" and 30" wide lateral drawers only. (See *Tower Accessories for pricing and order entry information*)

Half depth adjustable shelves and coat hooks may be ordered separately allowing the cupboard area of the 15", 24" and 30" wide towers to support binders as well as shorter coats. (See *Tower Accessories for pricing and order entry information*)

Note: Veneer front towers are comprised of a steel case with wood veneer fronts and top.

Single door towers: Include (2) locks. Double door towers: Include (2) locks. Wardrobe towers: Include (3) locks. 15" wide Side Access Bookcase and Display towers: Include (1) lock. 24" wide Side Access Bookcase and Display towers: Include (2) locks

Critical Dimensions

Dimensions under, **w**, **d** and **h** are actual to the nearest 1/16"

42", 50", 57" and 64" Tower Internal Dimensions

- Box and M drawer height: 4⁵/₁₆"
- Box and M drawer width: 12¹/₁₆"
- Box and M drawer depth: 18³/₈"
- File drawer height: 9¹/₄"
- File drawer width: 12¹/₁₆"
- File drawer depth: 18³/₈"
- Wide drawer height: 9⁹/₁₆"
- Wide drawer width: 20³/₄"
- Wide drawer depth: 22⁷/₈"

Note: All towers are configured from the top down with standard combinations of box and file drawers.

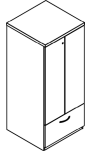
Storage Towers Veneer Front

24" Wide Storage Towers

Series 2 Storage

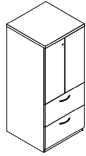
description	type	w	h	d	lock	pattern no.	V1	V2
-------------	------	---	---	---	------	-------------	----	----

57" High Double Door tower with one wide drawer



24" and 30" wide double door cabinets may be ordered with a grommet option located in the back of the case by adding a "G" between the 4th and 5th character of the pattern number, example (RT3D**G**6424WL). Add \$100 for this option. **Note**, by adding a "G" option, the cabinet will also receive AV hinged doors.

57" High Double Door tower with two wide drawers



24" and 30" wide double door cabinets may be ordered with a grommet option located in the back of the case by adding a "G" between the 4th and 5th character of the pattern number, example (RT3D**G**6424WL). Add \$100 for this option. **Note**, by adding a "G" option, the cabinet will also receive AV hinged doors.

Order Code

Example:	RT3SLH5724FFL-VC113
RT3	Series 2 Veneer Front
S	Single Door
LH	Left Hand Access
57	57" High
24	24" Wide
F	File Drawer
F	File Drawer
L	Locking
VC	Front Finish Medium Cherry
113	Case Finish Dark Grey

Specification Information

For non-locking towers, deduct \$60 from the list price for single and double door units or \$75 for units with wardrobe. Substitute the "L" suffix with a "N" within the pattern number to designate a non-locking unit, example (RT3SLH6424BBFN)

"M" drawers consisting of a box drawer body with a file drawer head are available by substituting any two "B" or any one "F" character within the pattern number, example (RT3SLH6424**MFN**). Multiple "M" drawers may be specified providing they equal the total modules available.

A 6" drawer, behind a cupboard door is available by adding the numeral 1 to the end of the pattern number, example (RT3SLH6424BB**F1**)

Note: 6" drawer behind doors are not available within the wardrobe portion of towers. Drawers behind doors can be specified with fronts painted in one of 6 accent colors. If an accent color is not selected the fronts will be painted black. Accent colors include, (MEY) Memo Yellow, (MRG) Marine Grey, (SFG) Seafoam Green, (REG) Robbins Egg Blue, (SSP) Sunset Pink and (KRD) Knoll Red.

Note: Drawer behind doors list pricing is as follows: 1=\$250

Application Notes

Note: Within CAP, choose from five front accent colors for 6" drawer behind doors only. Drawer fronts are black unless specified otherwise.

Hanging rails and other accessories are not included and must be ordered separately. Hanging rails are included with 24" and 30" wide lateral drawers only. (See *Tower Accessories for pricing and order entry information*)

Half depth adjustable shelves and coat hooks may be ordered separately allowing the cupboard area of the 15", 24" and 30" wide towers to support binders as well as shorter coats. (See *Tower Accessories for pricing and order entry information*)

Note: Veneer front towers are comprised of a steel case with wood veneer fronts and top.

Single door towers: Include (2) locks. Double door towers: Include (2) locks. Wardrobe towers: Include (3) locks. 15" wide Side Access Bookcase and Display towers: Include (1) lock. 24" wide Side Access Bookcase and Display towers: Include (2) locks

Critical Dimensions

Dimensions under, **w**, **d** and **h** are actual to the nearest 1/16"

42", 50", 57" and 64" Tower Internal Dimensions

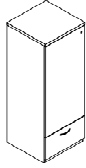
- Box and M drawer height: 4 7/16"
- Box and M drawer width: 12 1/16"
- Box and M drawer depth: 18 3/8"
- File drawer height: 9 1/4"
- File drawer width: 12 1/16"
- File drawer depth: 18 3/8"
- Wide drawer height: 9 9/16"
- Wide drawer width: 20 3/4"
- Wide drawer depth: 22 7/8"

Note: All towers are configured from the top down with standard combinations of box and file drawers.

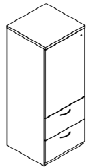
Storage Towers Veneer Front 24" Wide Storage Towers

Series 2 Storage

description	type	w	h	d	lock	pattern no.	V1	V2
64" High Single Door tower with wide drawer (left hand shown)	left hand	23 ⁷ / ₈ "	63 ⁵ / ₁₆ "	23 ¹ / ₂ "	Y	RT3SLH6424WL	\$2,523.	\$2,776.
	right hand	23 ⁷ / ₈ "	63 ⁵ / ₁₆ "	23 ¹ / ₂ "	Y	RT3SRH6424WL	2,523.	2,776.



64" High Single Door tower with two wide drawers (left hand shown)	left hand	23 ⁷ / ₈ "	63 ⁵ / ₁₆ "	23 ¹ / ₂ "	Y	RT3SLH6424WWL	2,991.	3,292.
	right hand	23 ⁷ / ₈ "	63 ⁵ / ₁₆ "	23 ¹ / ₂ "	Y	RT3SRH6424WWL	2,991.	3,292.



Series 2 Veneer Front Storage

Order Code

Example:	RT3SLH5724FFL-VC113
RT3	Series 2 Veneer Front
S	Single Door
LH	Left Hand Access
57	57" High
24	24" Wide
F	File Drawer
F	File Drawer
L	Locking
VC	Front Finish Medium Cherry
113	Case Finish Dark Grey

Specification Information

For non-locking towers, deduct \$60 from the list price for single and double door units or \$75 for units with wardrobe. Substitute the "L" suffix with a "N" within the pattern number to designate a non-locking unit, example (RT3SLH6424BBFN)

Application Notes

"M" drawers consisting of a box drawer body with a file drawer head are available by substituting any two "B" or any one "F" character within the pattern number, example (RT3SLH6424MFN). Multiple "M" drawers may be specified providing they equal the total modules available.

A 6" drawer, behind a cupboard door is available by adding the numeral 1 to the end of the pattern number, example (RT3SLH6424BBFL1)

Note: 6" drawer behind doors are not available within the wardrobe portion of towers. Drawers behind doors can be specified with fronts painted in one of 6 accent colors. If an accent color is not selected the fronts will be painted black. Accent colors include, (MEY) Memo Yellow, (MRG) Marine Grey, (SFG) Seafoam Green, (REG) Robbins Egg Blue, (SSP) Sunset Pink and (KRD) Knoll Red.

Note: Drawer behind doors list pricing is as follows: 1=\$250

Note: Within CAP, choose from five front accent colors for 6" drawer behind doors only. Drawer fronts are black unless specified otherwise.

Hanging rails and other accessories are not included and must be ordered separately. Hanging rails are included with 24" and 30" wide lateral drawers only. (See *Tower Accessories for pricing and order entry information*)

Half depth adjustable shelves and coat hooks may be ordered separately allowing the cupboard area of the 15", 24" and 30" wide towers to support binders as well as shorter coats. (See *Tower Accessories for pricing and order entry information*)

Note: Veneer front towers are comprised of a steel case with wood veneer fronts and top.

Single door towers: Include (2) locks. Double door towers: Include (2) locks. Wardrobe towers: Include (3) locks. 15" wide Side Access Bookcase and Display towers: Include (1) lock. 24" wide Side Access Bookcase and Display towers: Include (2) locks

Critical Dimensions

Dimensions under, **w**, **d** and **h** are actual to the nearest 1/16"

42", 50", 57" and 64" Tower Internal Dimensions

- Box and M drawer height: 4⁵/₁₆"
- Box and M drawer width: 12¹/₁₆"
- Box and M drawer depth: 18³/₈"
- File drawer height: 9¹/₄"
- File drawer width: 12¹/₁₆"
- File drawer depth: 18³/₈"
- Wide drawer height: 9⁹/₁₆"
- Wide drawer width: 20³/₄"
- Wide drawer depth: 22⁷/₈"

Note: All towers are configured from the top down with standard combinations of box and file drawers.

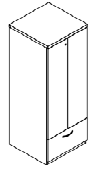
Storage Towers Veneer Front

24" Wide Storage Towers

Series 2 Storage

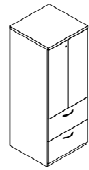
description	type	w	h	d	lock	pattern no.	V1	V2
-------------	------	---	---	---	------	-------------	----	----

64" High Double Door tower with one wide drawer



24" and 30" wide double door cabinets may be ordered with a grommet option located in the back of the case by adding a "G" between the 4th and 5th character of the pattern number, example (RT3D**G**6424WL). Add \$100 for this option. **Note**, by adding a "G" option, the cabinet will also receive AV hinged doors.

64" High Double Door tower with two wide drawers



24" and 30" wide double door cabinets may be ordered with a grommet option located in the back of the case by adding a "G" between the 4th and 5th character of the pattern number, example (RT3D**G**6424WL). Add \$100 for this option. **Note**, by adding a "G" option, the cabinet will also receive AV hinged doors.

Order Code

Example: **RT3SLH5724FFL-VC113**

RT3	Series 2 Veneer Front
S	Single Door
LH	Left Hand Access
57	57" High
24	24" Wide
F	File Drawer
F	File Drawer
L	Locking
VC	Front Finish Medium Cherry
113	Case Finish Dark Grey

Specification Information

For non-locking towers, deduct \$60 from the list price for single and double door units or \$75 for units with wardrobe. Substitute the "L" suffix with a "N" within the pattern number to designate a non-locking unit, example (RT3SLH6424BBFN)

"M" drawers consisting of a box drawer body with a file drawer head are available by substituting any two "B" or any one "F" character within the pattern number, example (RT3SLH6424MFN). Multiple "M" drawers may be specified providing they equal the total modules available.

A 6" drawer, behind a cupboard door is available by adding the numeral 1 to the end of the pattern number, example (RT3SLH6424BBFL1)

Note: 6" drawer behind doors are not available within the wardrobe portion of towers. Drawers behind doors can be specified with fronts painted in one of 6 accent colors. If an accent color is not selected the fronts will be painted black. Accent colors include, (MEY) Memo Yellow, (MRG) Marine Grey, (SFG) Seafoam Green, (REG) Robbins Egg Blue, (SSP) Sunset Pink and (KRD) Knoll Red.

Note: Drawer behind doors list pricing is as follows: 1=\$250

Application Notes

Note: Within CAP, choose from five front accent colors for 6" drawer behind doors only. Drawer fronts are black unless specified otherwise.

Hanging rails and other accessories are not included and must be ordered separately. Hanging rails are included with 24" and 30" wide lateral drawers only. (See *Tower Accessories for pricing and order entry information*)

Half depth adjustable shelves and coat hooks may be ordered separately allowing the cupboard area of the 15", 24" and 30" wide towers to support binders as well as shorter coats. (See *Tower Accessories for pricing and order entry information*)

Note: Veneer front towers are comprised of a steel case with wood veneer fronts and top.

Single door towers: Include (2) locks. Double door towers: Include (2) locks. Wardrobe towers: Include (3) locks. 15" wide Side Access Bookcase and Display towers: Include (1) lock. 24" wide Side Access Bookcase and Display towers: Include (2) locks

Critical Dimensions

Dimensions under, **w**, **d** and **h** are actual to the nearest 1/16"

42", 50", 57" and 64" Tower Internal Dimensions

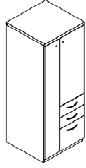
- Box and M drawer height: 4 7/16"
- Box and M drawer width: 12 1/16"
- Box and M drawer depth: 18 3/8"
- File drawer height: 9 1/4"
- File drawer width: 12 1/16"
- File drawer depth: 18 3/8"
- Wide drawer height: 9 9/16"
- Wide drawer width: 20 3/4"
- Wide drawer depth: 22 7/8"

Note: All towers are configured from the top down with standard combinations of box and file drawers.

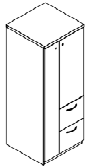
Storage Towers Veneer Front 24" Wide Storage Towers

Series 2 Storage

description	type	w	h	d	lock	pattern no.	V1	V2
64" High tower with two box and one file drawer and door and wardrobe (left hand shown)	left hand	23 ⁷ / ₈ "	63 ⁵ / ₁₆ "	23 ¹ / ₂ "	Y	RT3WSLH6424BBFL	\$3,587.	\$3,945.
	right hand	23 ⁷ / ₈ "	63 ⁵ / ₁₆ "	23 ¹ / ₂ "	Y	RT3WSRH6424BBFL	3,587.	3,945.



64" High tower with two file drawers and door and wardrobe (left hand shown)	left hand	23 ⁷ / ₈ "	63 ⁵ / ₁₆ "	23 ¹ / ₂ "	Y	RT3WSLH6424FFL	3,073.	3,381.
	right hand	23 ⁷ / ₈ "	63 ⁵ / ₁₆ "	23 ¹ / ₂ "	Y	RT3WSRH6424FFL	3,073.	3,381.



Series 2 Veneer Front Storage

Order Code

Example:	RT3SLH5724FFL-VC 113
RT3	Series 2 Veneer Front
S	Single Door
LH	Left Hand Access
57	57" High
24	24" Wide
F	File Drawer
F	File Drawer
L	Locking
VC	Front Finish Medium Cherry
113	Case Finish Dark Grey

Specification Information

For non-locking towers, deduct \$60 from the list price for single and double door units or \$75 for units with wardrobe. Substitute the "L" suffix with a "N" within the pattern number to designate a non-locking unit, example (RT3SLH6424BBFN)

"M" drawers consisting of a box drawer body with a file drawer head are available by substituting any two "B" or any one "F" character within the pattern number, example (RT3SLH6424MFN). Multiple "M" drawers may be specified providing they equal the total modules available.

A 6" drawer, behind a cupboard door is available by adding the numeral 1 to the end of the pattern number, example (RT3SLH6424BBFL1)

Note: 6" drawer behind doors are not available within the wardrobe portion of towers. Drawers behind doors can be specified with fronts painted in one of 6 accent colors. If an accent color is not selected the fronts will be painted black. Accent colors include, (MEY) Memo Yellow, (MRG) Marine Grey, (SFG) Seafoam Green, (REG) Robbins Egg Blue, (SSP) Sunset Pink and (KRD) Knoll Red.

Note: Drawer behind doors list pricing is as follows: 1=\$250

Application Notes

Note: Within CAP, choose from five front accent colors for 6" drawer behind doors only. Drawer fronts are black unless specified otherwise.

Hanging rails and other accessories are not included and must be ordered separately. Hanging rails are included with 24" and 30" wide lateral drawers only. (See *Tower Accessories for pricing and order entry information*)

Half depth adjustable shelves and coat hooks may be ordered separately allowing the cupboard area of the 15", 24" and 30" wide towers to support binders as well as shorter coats. (See *Tower Accessories for pricing and order entry information*)

Note: Veneer front towers are comprised of a steel case with wood veneer fronts and top.

Single door towers: Include (2) locks. Double door towers: Include (2) locks. Wardrobe towers: Include (3) locks. 15" wide Side Access Bookcase and Display towers: Include (1) lock. 24" wide Side Access Bookcase and Display towers: Include (2) locks

Critical Dimensions

Dimensions under, **w**, **d** and **h** are actual to the nearest 1/16"

42", 50", 57" and 64" Tower Internal Dimensions

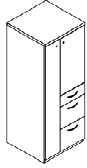
- Box and M drawer height: 4⁵/₁₆"
- Box and M drawer width: 12¹/₁₆"
- Box and M drawer depth: 18³/₈"
- File drawer height: 9¹/₄"
- File drawer width: 12¹/₁₆"
- File drawer depth: 18³/₈"
- Wide drawer height: 9⁹/₁₆"
- Wide drawer width: 20³/₄"
- Wide drawer depth: 22⁷/₈"

Note: All towers are configured from the top down with standard combinations of box and file drawers.

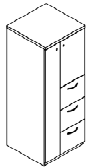
Storage Towers Veneer Front 24" Wide Storage Towers

Series 2 Storage

description	type	w	h	d	lock	pattern no.	V1	V2
64" High tower with one box and two file drawers and door and wardrobe (left hand shown)	left hand	23 7/8"	63 5/16"	23 1/2"	Y	RT3WSLH6424BFFL	\$3,665.	\$4,029.
	right hand	23 7/8"	63 5/16"	23 1/2"	Y	RT3WSRH6424BFFL	3,665.	4,029.



64" High tower with three file drawers and door and wardrobe (left hand shown)	left hand	23 7/8"	63 5/16"	23 1/2"	Y	RT3WSLH6424FFFL	3,642.	4,006.
	right hand	23 7/8"	63 5/16"	23 1/2"	Y	RT3WSRH6424FFFL	3,642.	4,006.



Order Code

Example:	RT3SLH5724FFL-VC 113
RT3	Series 2 Veneer Front
S	Single Door
LH	Left Hand Access
57	57" High
24	24" Wide
F	File Drawer
F	File Drawer
L	Locking
VC	Front Finish Medium Cherry
113	Case Finish Dark Grey

Specification Information

For non-locking towers, deduct \$60 from the list price for single and double door units or \$75 for units with wardrobe. Substitute the "L" suffix with a "N" within the pattern number to designate a non-locking unit, example (RT3SLH6424BBFN)

"M" drawers consisting of a box drawer body with a file drawer head are available by substituting any two "B" or any one "F" character within the pattern number, example (RT3SLH6424MFN). Multiple "M" drawers may be specified providing they equal the total modules available.

A 6" drawer, behind a cupboard door is available by adding the numeral 1 to the end of the pattern number, example (RT3SLH6424BBFL1)

Note: 6" drawer behind doors are not available within the wardrobe portion of towers. Drawers behind doors can be specified with fronts painted in one of 6 accent colors. If an accent color is not selected the fronts will be painted black. Accent colors include, (MEY) Memo Yellow, (MRG) Marine Grey, (SFG) Seafoam Green, (REG) Robbins Egg Blue, (SSP) Sunset Pink and (KRD) Knoll Red.

Note: Drawer behind doors list pricing is as follows: 1=\$250

Application Notes

Note: Within CAP, choose from five front accent colors for 6" drawer behind doors only. Drawer fronts are black unless specified otherwise.

Hanging rails and other accessories are not included and must be ordered separately. Hanging rails are included with 24" and 30" wide lateral drawers only. (See *Tower Accessories for pricing and order entry information*)

Half depth adjustable shelves and coat hooks may be ordered separately allowing the cupboard area of the 15", 24" and 30" wide towers to support binders as well as shorter coats. (See *Tower Accessories for pricing and order entry information*)

Note: Veneer front towers are comprised of a steel case with wood veneer fronts and top.

Single door towers: Include (2) locks. Double door towers: Include (2) locks. Wardrobe towers: Include (3) locks. 15" wide Side Access Bookcase and Display towers: Include (1) lock. 24" wide Side Access Bookcase and Display towers: Include (2) locks

Critical Dimensions

Dimensions under, **w**, **d** and **h** are actual to the nearest 1/16"

42", 50", 57" and 64" Tower Internal Dimensions

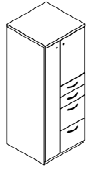
- Box and M drawer height: 4 5/16"
- Box and M drawer width: 12 1/16"
- Box and M drawer depth: 18 3/8"
- File drawer height: 9 1/4"
- File drawer width: 12 1/16"
- File drawer depth: 18 3/8"
- Wide drawer height: 9 9/16"
- Wide drawer width: 20 3/4"
- Wide drawer depth: 22 7/8"

Note: All towers are configured from the top down with standard combinations of box and file drawers.

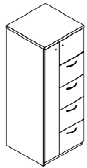
Storage Towers Veneer Front 24" Wide Storage Towers

Series 2 Storage

description	type	w	h	d	lock	pattern no.	V1	V2
64" High tower with two box and two file drawers and door and wardrobe (left hand shown)	left hand	23 ⁷ / ₈ "	63 ⁵ / ₁₆ "	23 ¹ / ₂ "	Y	RT3WSLH6424BBFFL	\$3,956.	\$4,352.
	right hand	23 ⁷ / ₈ "	63 ⁵ / ₁₆ "	23 ¹ / ₂ "	Y	RT3WSRH6424BBFFL	3,956.	4,352.



64" High tower with four file drawers and door and wardrobe (left hand shown)	left hand	23 ⁷ / ₈ "	63 ⁵ / ₁₆ "	23 ¹ / ₂ "	Y	RT3WSLH6424FFFFL	4,010.	4,411.
	right hand	23 ⁷ / ₈ "	63 ⁵ / ₁₆ "	23 ¹ / ₂ "	Y	RT3WSRH6424FFFFL	4,010.	4,411.



Series 2 Veneer Front Storage

Order Code

Example:	RT3SLH5724FFL-VC113
RT3	Series 2 Veneer Front
S	Single Door
LH	Left Hand Access
57	57" High
24	24" Wide
F	File Drawer
F	File Drawer
L	Locking
VC	Front Finish Medium Cherry
113	Case Finish Dark Grey

Specification Information

For non-locking towers, deduct \$60 from the list price for single and double door units or \$75 for units with wardrobe. Substitute the "L" suffix with a "N" within the pattern number to designate a non-locking unit, example (RT3SLH6424BBFN)

"M" drawers consisting of a box drawer body with a file drawer head are available by substituting any two "B" or any one "F" character within the pattern number, example (RT3SLH6424MFN). Multiple "M" drawers may be specified providing they equal the total modules available.

A 6" drawer, behind a cupboard door is available by adding the numeral 1 to the end of the pattern number, example (RT3SLH6424BBFL1)

Note: 6" drawer behind doors are not available within the wardrobe portion of towers. Drawers behind doors can be specified with fronts painted in one of 6 accent colors. If an accent color is not selected the fronts will be painted black. Accent colors include, (MEY) Memo Yellow, (MRG) Marine Grey, (SFG) Seafoam Green, (REG) Robbins Egg Blue, (SSP) Sunset Pink and (KRD) Knoll Red.

Note: Drawer behind doors list pricing is as follows: 1=\$250

Application Notes

Note: Within CAP, choose from five front accent colors for 6" drawer behind doors only. Drawer fronts are black unless specified otherwise.

Hanging rails and other accessories are not included and must be ordered separately. Hanging rails are included with 24" and 30" wide lateral drawers only. (See *Tower Accessories for pricing and order entry information*)

Half depth adjustable shelves and coat hooks may be ordered separately allowing the cupboard area of the 15", 24" and 30" wide towers to support binders as well as shorter coats. (See *Tower Accessories for pricing and order entry information*)

Note: Veneer front towers are comprised of a steel case with wood veneer fronts and top.

Single door towers: Include (2) locks. Double door towers: Include (2) locks. Wardrobe towers: Include (3) locks. 15" wide Side Access Bookcase and Display towers: Include (1) lock. 24" wide Side Access Bookcase and Display towers: Include (2) locks

Critical Dimensions

Dimensions under, **w**, **d** and **h** are actual to the nearest 1/16"

42", 50", 57" and 64" Tower Internal Dimensions

- Box and M drawer height: 4⁵/₁₆"
- Box and M drawer width: 12¹/₁₆"
- Box and M drawer depth: 18³/₈"
- File drawer height: 9¹/₄"
- File drawer width: 12¹/₁₆"
- File drawer depth: 18³/₈"
- Wide drawer height: 9⁹/₁₆"
- Wide drawer width: 20³/₄"
- Wide drawer depth: 22⁷/₈"

Note: All towers are configured from the top down with standard combinations of box and file drawers.

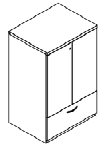
Storage Towers Veneer Front

30" Wide Storage Towers

Series 2 Storage

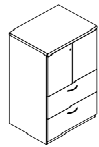
description	type	w	d	h	lock	pattern no.	V1	V2
-------------	------	---	---	---	------	-------------	----	----

50" High Double Door tower with one wide drawer		29 ⁷ / ₈ "	23 ¹ / ₂ "	48 ⁵ / ₁₆ "	Y	RT3D5030WL	\$3,496.	\$3,847.
---	--	----------------------------------	----------------------------------	-----------------------------------	---	-------------------	----------	----------



24" and 30" wide double door cabinets may be ordered with a grommet option located in the back of the case by adding a "G" between the 4th and 5th character of the pattern number, example (RT3D**G**6424WL). Add \$100 for this option. **Note**, by adding a "G" option, the cabinet will also receive AV hinged doors.

50" High Double Door tower with two wide drawers		29 ⁷ / ₈ "	23 ¹ / ₂ "	48 ⁵ / ₁₆ "	Y	RT3D5030WWL	4,183.	4,601.
--	--	----------------------------------	----------------------------------	-----------------------------------	---	--------------------	--------	--------



24" and 30" wide double door cabinets may be ordered with a grommet option located in the back of the case by adding a "G" between the 4th and 5th character of the pattern number, example (RT3D**G**6424WL). Add \$100 for this option. **Note**, by adding a "G" option, the cabinet will also receive AV hinged doors.

Order Code

Example:	RT3WSLH5730BBFL-VC 113
RT3	Series 2 Veneer Front
WS	Wardrobe and Single Door
LH	Left Hand Access
57	57" High
30	30" Wide
B	Box Drawer
B	Box Drawer
F	File Drawer
L	Locking
VC	Front Finish Medium Grey
113	Case Finish Dark Grey

Specification Information

For non-locking towers, deduct \$60 from the list price for single and double door units or \$75 list for units with wardrobe. Substitute the "L" suffix with a "N" within the pattern number to designate a non-locking unit, example (RT3WSLH5030BBFN)

"M" drawers consisting of a box drawer body with a file drawer head are available by substituting any two "B" or any one "F" character within the pattern number, example (RT3WSLH5030MFN). Multiple "M" drawers may be specified providing they equal the total modules available.

A 6" drawer, behind a cupboard door is available by adding the numeral 1 to the end of the pattern number, example (RT3WSLH6430BBFL1)

Single door towers: Include (2) locks. Double door towers: Include (2) locks. Wardrobe towers: Include (3) locks. 15" wide Side Access Bookcase and Display towers: Include (1) lock. 24" wide Side Access Bookcase and Display towers: Include (2) locks

Note: 6" drawer behind doors are not available within the wardrobe portion of towers. Drawers behind doors can be specified with fronts painted in one of 6 accent colors. If an accent color is not selected the fronts will be painted black. Accent colors include, (MEY) Memo Yellow, (MRG) Marine Grey, (SFG) Seafoam Green, (REG) Robbins Egg Blue, (SSP) Sunset Pink and (KRD) Knoll Red.

Critical Dimensions

Dimensions under, **w**, **d** and **h** are actual to the nearest ¹/₁₆"

42", 50", 57" and 64" Tower Internal Dimensions

- Box and M drawer height: 4⁵/₁₆"
- Box and M drawer width: 12¹/₁₆"
- Box and M drawer depth: 18³/₈"
- File drawer height: 9¹/₄"
- File drawer width: 12¹/₁₆"
- File drawer depth: 18³/₈"
- Wide drawer height: 9⁷/₁₆"
- Wide drawer width: 20³/₄"
- Wide drawer depth: 22⁷/₈"

Note: All towers are configured from the top down with standard combinations of box and file drawers.

Note: Drawers behind doors list prices are as follows: 1=\$250

Application Notes

Hanging rails and other accessories are not included and must be ordered separately. Hanging rails are included with 24" and 30" wide lateral drawers only. (See *Tower Accessories for pricing and order entry information*)

Half depth adjustable shelves and coat hooks may be ordered separately allowing the cupboard area of the 15", 24" and 30" wide towers to support binders as well as shorter coats. (See *Tower Accessories for pricing and order entry information*)

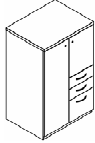
Note: Veneer front towers are comprised of a steel case with wood veneer fronts and top.

Storage Towers Veneer Front

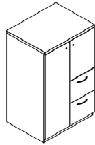
30" Wide Storage Towers

Series 2 Storage

description	type	w	d	h	lock	pattern no.	V1	V2
50" High tower with two box and one file drawer and door and wardrobe (left hand shown)	left hand	29 ⁷ / ₈ "	23 ¹ / ₂ "	48 ⁵ / ₁₆ "	Y	RT3WSLH5030BBFL	\$3,475.	\$3,822.
	right hand	29 ⁷ / ₈ "	23 ¹ / ₂ "	48 ⁵ / ₁₆ "	Y	RT3WSRH5030BBFL	3,475.	3,822.



50" High tower with two file drawers and door and wardrobe (left hand shown)	left hand	29 ⁷ / ₈ "	23 ¹ / ₂ "	48 ⁵ / ₁₆ "	Y	RT3WSLH5030FFL	3,215.	3,536.
	right hand	29 ⁷ / ₈ "	23 ¹ / ₂ "	48 ⁵ / ₁₆ "	Y	RT3WSRH5030FFL	3,215.	3,536.



Series 2 Veneer Front Storage

Order Code

Example:	RT3WSLH5730BBFL-VC 113
RT3	Series 2 Veneer Front
WS	Wardrobe and Single Door
LH	Left Hand Access
57	57" High
30	30" Wide
B	Box Drawer
B	Box Drawer
F	File Drawer
L	Locking
VC	Front Finish Medium Grey
113	Case Finish Dark Grey

Specification Information

For non-locking towers, deduct \$60 from the list price for single and double door units or \$75 list for units with wardrobe. Substitute the "L" suffix with a "N" within the pattern number to designate a non-locking unit, example (RT3WSLH5030BBFN)

"M" drawers consisting of a box drawer body with a file drawer head are available by substituting any two "B" or any one "F" character within the pattern number, example (RT3WSLH5030MFN). Multiple "M" drawers may be specified providing they equal the total modules available.

A 6" drawer, behind a cupboard door is available by adding the numeral 1 to the end of the pattern number, example (RT3WSLH6430BBFL1)

Single door towers: Include (2) locks. Double door towers: Include (2) locks. Wardrobe towers: Include (3) locks. 15" wide Side Access Bookcase and Display towers: Include (1) lock. 24" wide Side Access Bookcase and Display towers: Include (2) locks

Note: 6" drawer behind doors are not available within the wardrobe portion of towers. Drawers behind doors can be specified with fronts painted in one of 6 accent colors. If an accent color is not selected the fronts will be painted black. Accent colors include, (MEY) Memo Yellow, (MRG) Marine Grey, (SFG) Seafoam Green, (REG) Robbins Egg Blue, (SSP) Sunset Pink and (KRD) Knoll Red.

Note: Drawers behind doors list prices are as follows: 1=\$250

Application Notes

Hanging rails and other accessories are not included and must be ordered separately. Hanging rails are included with 24" and 30" wide lateral drawers only. (See *Tower Accessories for pricing and order entry information*)

Half depth adjustable shelves and coat hooks may be ordered separately allowing the cupboard area of the 15", 24" and 30" wide towers to support binders as well as shorter coats. (See *Tower Accessories for pricing and order entry information*)

Note: Veneer front towers are comprised of a steel case with wood veneer fronts and top.

Critical Dimensions

Dimensions under, **w**, **d** and **h** are actual to the nearest ¹/₁₆"

42", 50", 57" and 64" Tower Internal Dimensions

- Box and M drawer height: 4⁵/₁₆"
- Box and M drawer width: 12¹/₁₆"
- Box and M drawer depth: 18³/₈"
- File drawer height: 9¹/₄"
- File drawer width: 12¹/₁₆"
- File drawer depth: 18³/₈"
- Wide drawer height: 9⁷/₁₆"
- Wide drawer width: 20³/₄"
- Wide drawer depth: 22⁷/₈"

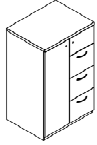
Note: All towers are configured from the top down with standard combinations of box and file drawers.

Storage Towers Veneer Front

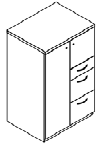
30" Wide Storage Towers

Series 2 Storage

description	type	w	d	h	lock	pattern no.	V1	V2
50" High tower with three file drawers and door and wardrobe (left hand shown)	left hand	29 ⁷ / ₈ "	23 ¹ / ₂ "	48 ⁵ / ₁₆ "	Y	RT3WSLH5030FFFL	\$3,538.	\$3,891.
	right hand	29 ⁷ / ₈ "	23 ¹ / ₂ "	48 ⁵ / ₁₆ "	Y	RT3WSRH5030FFFL	3,538.	3,891.



50" High tower with one box and two file drawers and door and wardrobe (left hand shown)	left hand	29 ⁷ / ₈ "	23 ¹ / ₂ "	48 ⁵ / ₁₆ "	Y	RT3WSLH5030BFFL	3,509.	3,859.
	right hand	29 ⁷ / ₈ "	23 ¹ / ₂ "	48 ⁵ / ₁₆ "	Y	RT3WSRH5030BFFL	3,509.	3,859.



Order Code

Example: **RT3WSLH5730BBFL-VC 113**

RT3	Series 2 Veneer Front
WS	Wardrobe and Single Door
LH	Left Hand Access
57	57" High
30	30" Wide
B	Box Drawer
B	Box Drawer
F	File Drawer
L	Locking
VC	Front Finish Medium Grey
113	Case Finish Dark Grey

Specification Information

For non-locking towers, deduct \$60 from the list price for single and double door units or \$75 list for units with wardrobe. Substitute the "L" suffix with a "N" within the pattern number to designate a non-locking unit, example (RT3WSLH5030BBFN)

"M" drawers consisting of a box drawer body with a file drawer head are available by substituting any two "B" or any one "F" character within the pattern number, example (RT3WSLH5030MFN). Multiple "M" drawers may be specified providing they equal the total modules available.

A 6" drawer, behind a cupboard door is available by adding the numeral 1 to the end of the pattern number, example (RT3WSLH6430BBFL1)

Single door towers: Include (2) locks. Double door towers: Include (2) locks. Wardrobe towers: Include (3) locks. 15" wide Side Access Bookcase and Display towers: Include (1) lock. 24" wide Side Access Bookcase and Display towers: Include (2) locks

Note: 6" drawer behind doors are not available within the wardrobe portion of towers. Drawers behind doors can be specified with fronts painted in one of 6 accent colors. If an accent color is not selected the fronts will be painted black. Accent colors include, (MEY) Memo Yellow, (MRG) Marine Grey, (SFG) Seafoam Green, (REG) Robbins Egg Blue, (SSP) Sunset Pink and (KRD) Knoll Red.

Note: Drawers behind doors list prices are as follows: 1=\$250

Application Notes

Hanging rails and other accessories are not included and must be ordered separately. Hanging rails are included with 24" and 30" wide lateral drawers only. (See *Tower Accessories for pricing and order entry information*)

Half depth adjustable shelves and coat hooks may be ordered separately allowing the cupboard area of the 15", 24" and 30" wide towers to support binders as well as shorter coats. (See *Tower Accessories for pricing and order entry information*)

Note: Veneer front towers are comprised of a steel case with wood veneer fronts and top.

Critical Dimensions

Dimensions under, **w**, **d** and **h** are actual to the nearest ¹/₁₆"

42", 50", 57" and 64" Tower Internal Dimensions

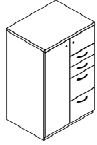
- Box and M drawer height: 4⁵/₁₆"
- Box and M drawer width: 12¹/₁₆"
- Box and M drawer depth: 18³/₈"
- File drawer height: 9¹/₄"
- File drawer width: 12¹/₁₆"
- File drawer depth: 18³/₈"
- Wide drawer height: 9⁷/₁₆"
- Wide drawer width: 20³/₄"
- Wide drawer depth: 22⁷/₈"

Note: All towers are configured from the top down with standard combinations of box and file drawers.

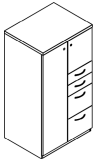
Storage Towers Veneer Front

30" Wide Storage Towers

description	type	w	d	h	lock	pattern no.	V1	V2
50" High tower with two box and two file drawers and door and wardrobe (left hand shown)	left hand	29 ⁷ / ₈ "	23 ¹ / ₂ "	48 ⁵ / ₁₆ "	Y	RT3WSLH5030BBFFL	\$3,851.	\$4,236.
	right hand	29 ⁷ / ₈ "	23 ¹ / ₂ "	48 ⁵ / ₁₆ "	Y	RT3WSRH5030BBFFL	3,851.	4,236.



57" High tower with two box and two file drawers and door and wardrobe (left hand shown)	left hand	29 ⁷ / ₈ "	23 ¹ / ₂ "	56 ³ / ₁₆ "	Y	RT3WSLH5730BBFFL	3,951.	4,346.
	right hand	29 ⁷ / ₈ "	23 ¹ / ₂ "	56 ³ / ₁₆ "	Y	RT3WSRH5730BBFFL	3,951.	4,346.



Order Code

Example: **RT3WSLH5730BBFL-VC 113**

RT3	Series 2 Veneer Front
WS	Wardrobe and Single Door
LH	Left Hand Access
57	57" High
30	30" Wide
B	Box Drawer
B	Box Drawer
F	File Drawer
L	Locking
VC	Front Finish Medium Grey
113	Case Finish Dark Grey

Specification Information

For non-locking towers, deduct \$60 from the list price for single and double door units or \$75 list for units with wardrobe. Substitute the "L" suffix with a "N" within the pattern number to designate a non-locking unit, example (RT3WSLH5030BBFN)

"M" drawers consisting of a box drawer body with a file drawer head are available by substituting any two "B" or any one "F" character within the pattern number, example (RT3WSLH5030MFN). Multiple "M" drawers may be specified providing they equal the total modules available.

A 6" drawer, behind a cupboard door is available by adding the numeral 1 to the end of the pattern number, example (RT3WSLH6430BBFL1)

Single door towers: Include (2) locks. Double door towers: Include (2) locks. Wardrobe towers: Include (3) locks. 15" wide Side Access Bookcase and Display towers: Include (1) lock. 24" wide Side Access Bookcase and Display towers: Include (2) locks

Note: 6" drawer behind doors are not available within the wardrobe portion of towers. Drawers behind doors can be specified with fronts painted in one of 6 accent colors. If an accent color is not selected the fronts will be painted black. Accent colors include, (MEY) Memo Yellow, (MRG) Marine Grey, (SFG) Seafoam Green, (REG) Robbins Egg Blue, (SSP) Sunset Pink and (KRD) Knoll Red.

Note: Drawers behind doors list prices are as follows: 1=\$250

Application Notes

Hanging rails and other accessories are not included and must be ordered separately. Hanging rails are included with 24" and 30" wide lateral drawers only. (See *Tower Accessories for pricing and order entry information*)

Half depth adjustable shelves and coat hooks may be ordered separately allowing the cupboard area of the 15", 24" and 30" wide towers to support binders as well as shorter coats. (See *Tower Accessories for pricing and order entry information*)

Note: Veneer front towers are comprised of a steel case with wood veneer fronts and top.

Critical Dimensions

Dimensions under, **w**, **d** and **h** are actual to the nearest ¹/₁₆"

42", 50", 57" and 64" Tower Internal Dimensions

- Box and M drawer height: 4⁵/₁₆"
- Box and M drawer width: 12¹/₁₆"
- Box and M drawer depth: 18³/₈"
- File drawer height: 9¹/₄"
- File drawer width: 12¹/₁₆"
- File drawer depth: 18³/₈"
- Wide drawer height: 9³/₁₆"
- Wide drawer width: 20³/₄"
- Wide drawer depth: 22⁷/₈"

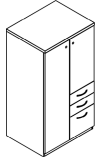
Note: All towers are configured from the top down with standard combinations of box and file drawers.

Storage Towers Veneer Front

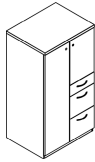
30" Wide Storage Towers

Series 2 Storage

description	type	w	d	h	lock	pattern no.	V1	V2
57" High tower with two box and one file drawer and door and wardrobe (left hand shown)	left hand	29 ⁷ / ₈ "	23 ¹ / ₂ "	56 ³ / ₁₆ "	Y	RT3WSLH5730BBFL	\$3,638.	\$4,001.
	right hand	29 ⁷ / ₈ "	23 ¹ / ₂ "	56 ³ / ₁₆ "	Y	RT3WSRH5730BBFL	3,638.	4,001.



57" High tower with one box and two file drawers and door and wardrobe (left hand shown)	left hand	29 ⁷ / ₈ "	23 ¹ / ₂ "	56 ³ / ₁₆ "	Y	RT3WSLH5730BFFL	3,651.	4,016.
	right hand	29 ⁷ / ₈ "	23 ¹ / ₂ "	56 ³ / ₁₆ "	Y	RT3WSRH5730BFFL	3,651.	4,016.



Order Code

Example: **RT3WSLH5730BBFL-VC 113**

RT3	Series 2 Veneer Front
WS	Wardrobe and Single Door
LH	Left Hand Access
57	57" High
30	30" Wide
B	Box Drawer
B	Box Drawer
F	File Drawer
L	Locking
VC	Front Finish Medium Grey
113	Case Finish Dark Grey

Specification Information

For non-locking towers, deduct \$60 from the list price for single and double door units or \$75 list for units with wardrobe. Substitute the "L" suffix with a "N" within the pattern number to designate a non-locking unit, example (RT3WSLH5030BBFN)

"M" drawers consisting of a box drawer body with a file drawer head are available by substituting any two "B" or any one "F" character within the pattern number, example (RT3WSLH5030MFN). Multiple "M" drawers may be specified providing they equal the total modules available.

A 6" drawer, behind a cupboard door is available by adding the numeral 1 to the end of the pattern number, example (RT3WSLH6430BBFL1)

Single door towers: Include (2) locks. Double door towers: Include (2) locks. Wardrobe towers: Include (3) locks. 15" wide Side Access Bookcase and Display towers: Include (1) lock. 24" wide Side Access Bookcase and Display towers: Include (2) locks

Note: 6" drawer behind doors are not available within the wardrobe portion of towers. Drawers behind doors can be specified with fronts painted in one of 6 accent colors. If an accent color is not selected the fronts will be painted black. Accent colors include, (MEY) Memo Yellow, (MRG) Marine Grey, (SFG) Seafoam Green, (REG) Robbins Egg Blue, (SSP) Sunset Pink and (KRD) Knoll Red.

Note: Drawers behind doors list prices are as follows: 1=\$250

Application Notes

Hanging rails and other accessories are not included and must be ordered separately. Hanging rails are included with 24" and 30" wide lateral drawers only. (See *Tower Accessories for pricing and order entry information*)

Half depth adjustable shelves and coat hooks may be ordered separately allowing the cupboard area of the 15", 24" and 30" wide towers to support binders as well as shorter coats. (See *Tower Accessories for pricing and order entry information*)

Note: Veneer front towers are comprised of a steel case with wood veneer fronts and top.

Critical Dimensions

Dimensions under, **w**, **d** and **h** are actual to the nearest ¹/₁₆"

42", 50", 57" and 64" Tower Internal Dimensions

- Box and M drawer height: 4⁵/₁₆"
- Box and M drawer width: 12¹/₁₆"
- Box and M drawer depth: 18³/₈"
- File drawer height: 9¹/₄"
- File drawer width: 12¹/₁₆"
- File drawer depth: 18³/₈"
- Wide drawer height: 9⁷/₁₆"
- Wide drawer width: 20³/₄"
- Wide drawer depth: 22⁷/₈"

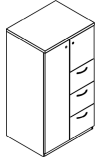
Note: All towers are configured from the top down with standard combinations of box and file drawers.

Storage Towers Veneer Front

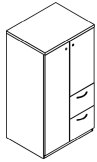
30" Wide Storage Towers

Series 2 Storage

description	type	w	d	h	lock	pattern no.	V1	V2
57" High tower with three file drawers and door and wardrobe (left hand shown)	left hand	29 ⁷ / ₈ "	23 ¹ / ₂ "	56 ³ / ₁₆ "	Y	RT3WSLH5730FFFL	\$3,638.	\$4,002.
	right hand	29 ⁷ / ₈ "	23 ¹ / ₂ "	56 ³ / ₁₆ "	Y	RT3WSRH5730FFFL	3,638.	4,002.



57" High tower with two file drawers and door and wardrobe (left hand shown)	left hand	29 ⁷ / ₈ "	23 ¹ / ₂ "	56 ³ / ₁₆ "	Y	RT3WSLH5730FFFL	3,382.	3,721.
	right hand	29 ⁷ / ₈ "	23 ¹ / ₂ "	56 ³ / ₁₆ "	Y	RT3WSRH5730FFFL	3,382.	3,721.



Series 2 Veneer Front Storage

Order Code

Example: **RT3WSLH5730BBFL-VC 113**

RT3	Series 2 Veneer Front
WS	Wardrobe and Single Door
LH	Left Hand Access
57	57" High
30	30" Wide
B	Box Drawer
B	Box Drawer
F	File Drawer
L	Locking
VC	Front Finish Medium Grey
113	Case Finish Dark Grey

Specification Information

For non-locking towers, deduct \$60 from the list price for single and double door units or \$75 list for units with wardrobe. Substitute the "L" suffix with a "N" within the pattern number to designate a non-locking unit, example (RT3WSLH5030BBFN)

"M" drawers consisting of a box drawer body with a file drawer head are available by substituting any two "B" or any one "F" character within the pattern number, example (RT3WSLH5030MFN). Multiple "M" drawers may be specified providing they equal the total modules available.

A 6" drawer, behind a cupboard door is available by adding the numeral 1 to the end of the pattern number, example (RT3WSLH6430BBFL1)

Single door towers: Include (2) locks. Double door towers: Include (2) locks. Wardrobe towers: Include (3) locks. 15" wide Side Access Bookcase and Display towers: Include (1) lock. 24" wide Side Access Bookcase and Display towers: Include (2) locks

Note: 6" drawer behind doors are not available within the wardrobe portion of towers. Drawers behind doors can be specified with fronts painted in one of 6 accent colors. If an accent color is not selected the fronts will be painted black. Accent colors include, (MEY) Memo Yellow, (MRG) Marine Grey, (SFG) Seafoam Green, (REG) Robbins Egg Blue, (SSP) Sunset Pink and (KRD) Knoll Red.

Note: Drawers behind doors list prices are as follows: 1=\$250

Application Notes

Hanging rails and other accessories are not included and must be ordered separately. Hanging rails are included with 24" and 30" wide lateral drawers only. (See *Tower Accessories for pricing and order entry information*)

Half depth adjustable shelves and coat hooks may be ordered separately allowing the cupboard area of the 15", 24" and 30" wide towers to support binders as well as shorter coats. (See *Tower Accessories for pricing and order entry information*)

Note: Veneer front towers are comprised of a steel case with wood veneer fronts and top.

Critical Dimensions

Dimensions under, **w**, **d** and **h** are actual to the nearest ¹/₁₆"

42", 50", 57" and 64" Tower Internal Dimensions

- Box and M drawer height: 4⁵/₁₆"
- Box and M drawer width: 12¹/₁₆"
- Box and M drawer depth: 18³/₈"
- File drawer height: 9¹/₄"
- File drawer width: 12¹/₁₆"
- File drawer depth: 18³/₈"
- Wide drawer height: 9⁷/₁₆"
- Wide drawer width: 20³/₄"
- Wide drawer depth: 22⁷/₈"

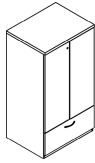
Note: All towers are configured from the top down with standard combinations of box and file drawers.

Storage Towers Veneer Front

30" Wide Storage Towers

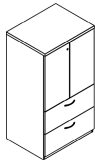
Series 2 Storage

description	type	w	d	h	lock	pattern no.	V1	V2
57" High Double Door tower with one wide drawer		29 ⁷ / ₈ "	23 ¹ / ₂ "	56 ³ / ₁₆ "	Y	RT3D5730WL	\$3,588.	\$3,947.



24" and 30" wide double door cabinets may be ordered with a grommet option located in the back of the case by adding a "G" between the 4th and 5th character of the pattern number, example (RT3D**G**6424WL). Add \$100 for this option. **Note**, by adding a "G" option, the cabinet will also receive AV hinged doors.

57" High Double Door tower with two wide drawers		29 ⁷ / ₈ "	23 ¹ / ₂ "	56 ³ / ₁₆ "	Y	RT3D5730WWL	4,365.	4,802.
--	--	----------------------------------	----------------------------------	-----------------------------------	---	--------------------	--------	--------



24" and 30" wide double door cabinets may be ordered with a grommet option located in the back of the case by adding a "G" between the 4th and 5th character of the pattern number, example (RT3D**G**6424WL). Add \$100 for this option. **Note**, by adding a "G" option, the cabinet will also receive AV hinged doors.

Order Code

Example:	RT3WSLH5730BBFL-VC 113
RT3	Series 2 Veneer Front
WS	Wardrobe and Single Door
LH	Left Hand Access
57	57" High
30	30" Wide
B	Box Drawer
B	Box Drawer
F	File Drawer
L	Locking
VC	Front Finish Medium Grey
113	Case Finish Dark Grey

Specification Information

For non-locking towers, deduct \$60 from the list price for single and double door units or \$75 list for units with wardrobe. Substitute the "L" suffix with a "N" within the pattern number to designate a non-locking unit, example (RT3WSLH5030BBFN)

"M" drawers consisting of a box drawer body with a file drawer head are available by substituting any two "B" or any one "F" character within the pattern number, example (RT3WSLH5030MFN). Multiple "M" drawers may be specified providing they equal the total modules available.

A 6" drawer, behind a cupboard door is available by adding the numeral 1 to the end of the pattern number, example (RT3WSLH6430BBFL1)

Single door towers: Include (2) locks. Double door towers: Include (2) locks. Wardrobe towers: Include (3) locks. 15" wide Side Access Bookcase and Display towers: Include (1) lock. 24" wide Side Access Bookcase and Display towers: Include (2) locks

Note: 6" drawer behind doors are not available within the wardrobe portion of towers. Drawers behind doors can be specified with fronts painted in one of 6 accent colors. If an accent color is not selected the fronts will be painted black. Accent colors include, (MEY) Memo Yellow, (MRG) Marine Grey, (SFG) Seafoam Green, (REG) Robbins Egg Blue, (SSP) Sunset Pink and (KRD) Knoll Red.

Note: Drawers behind doors list prices are as follows: 1=\$250

Application Notes

Hanging rails and other accessories are not included and must be ordered separately. Hanging rails are included with 24" and 30" wide lateral drawers only. (See *Tower Accessories for pricing and order entry information*)

Half depth adjustable shelves and coat hooks may be ordered separately allowing the cupboard area of the 15", 24" and 30" wide towers to support binders as well as shorter coats. (See *Tower Accessories for pricing and order entry information*)

Note: Veneer front towers are comprised of a steel case with wood veneer fronts and top.

Critical Dimensions

Dimensions under, **w**, **d** and **h** are actual to the nearest ¹/₁₆"

42", 50", 57" and 64" Tower Internal Dimensions

- Box and M drawer height: 4⁵/₁₆"
- Box and M drawer width: 12¹/₁₆"
- Box and M drawer depth: 18³/₈"
- File drawer height: 9¹/₄"
- File drawer width: 12¹/₁₆"
- File drawer depth: 18³/₈"
- Wide drawer height: 9³/₁₆"
- Wide drawer width: 20³/₄"
- Wide drawer depth: 22⁷/₈"

Note: All towers are configured from the top down with standard combinations of box and file drawers.

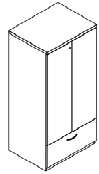
Storage Towers Veneer Front

30" Wide Storage Towers

Series 2 Storage

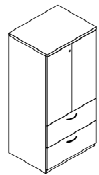
description	type	w	d	h	lock	pattern no.	V1	V2
-------------	------	---	---	---	------	-------------	----	----

64" High Double Door tower with one wide drawer



24" and 30" wide double door cabinets may be ordered with a grommet option located in the back of the case by adding a "G" between the 4th and 5th character of the pattern number, example (RT3D**G**6424WL). Add \$100 for this option. **Note**, by adding a "G" option, the cabinet will also receive AV hinged doors.

64" High Double Door tower with two wide drawers



24" and 30" wide double door cabinets may be ordered with a grommet option located in the back of the case by adding a "G" between the 4th and 5th character of the pattern number, example (RT3D**G**6424WL). Add \$100 for this option. **Note**, by adding a "G" option, the cabinet will also receive AV hinged doors.

Order Code

Example:	RT3WSLH5730BBFL-VC 113
RT3	Series 2 Veneer Front
WS	Wardrobe and Single Door
LH	Left Hand Access
57	57" High
30	30" Wide
B	Box Drawer
B	Box Drawer
F	File Drawer
L	Locking
VC	Front Finish Medium Grey
113	Case Finish Dark Grey

Specification Information

For non-locking towers, deduct \$60 from the list price for single and double door units or \$75 list for units with wardrobe. Substitute the "L" suffix with a "N" within the pattern number to designate a non-locking unit, example (RT3WSLH5030BBFN)

"M" drawers consisting of a box drawer body with a file drawer head are available by substituting any two "B" or any one "F" character within the pattern number, example (RT3WSLH5030MFN). Multiple "M" drawers may be specified providing they equal the total modules available.

A 6" drawer, behind a cupboard door is available by adding the numeral 1 to the end of the pattern number, example (RT3WSLH6430BBFL1)

Single door towers: Include (2) locks. Double door towers: Include (2) locks. Wardrobe towers: Include (3) locks. 15" wide Side Access Bookcase and Display towers: Include (1) lock. 24" wide Side Access Bookcase and Display towers: Include (2) locks

Note: 6" drawer behind doors are not available within the wardrobe portion of towers. Drawers behind doors can be specified with fronts painted in one of 6 accent colors. If an accent color is not selected the fronts will be painted black. Accent colors include, (MEY) Memo Yellow, (MRG) Marine Grey, (SFG) Seafoam Green, (REG) Robbins Egg Blue, (SSP) Sunset Pink and (KRD) Knoll Red.

Note: Drawers behind doors list prices are as follows: 1=\$250

Application Notes

Hanging rails and other accessories are not included and must be ordered separately. Hanging rails are included with 24" and 30" wide lateral drawers only. (See *Tower Accessories for pricing and order entry information*)

Half depth adjustable shelves and coat hooks may be ordered separately allowing the cupboard area of the 15", 24" and 30" wide towers to support binders as well as shorter coats. (See *Tower Accessories for pricing and order entry information*)

Note: Veneer front towers are comprised of a steel case with wood veneer fronts and top.

Critical Dimensions

Dimensions under, **w**, **d** and **h** are actual to the nearest 1/16"

42", 50", 57" and 64" Tower Internal Dimensions

- Box and M drawer height: 4 5/16"
- Box and M drawer width: 12 1/16"
- Box and M drawer depth: 18 3/8"
- File drawer height: 9 1/4"
- File drawer width: 12 1/16"
- File drawer depth: 18 3/8"
- Wide drawer height: 9 7/16"
- Wide drawer width: 20 3/4"
- Wide drawer depth: 22 7/8"

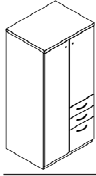
Note: All towers are configured from the top down with standard combinations of box and file drawers.

Storage Towers Veneer Front

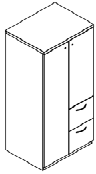
30" Wide Storage Towers

Series 2 Storage

description	type	w	d	h	lock	pattern no.	V1	V2
64" High tower with two box and one file drawer and door and wardrobe (left hand shown)	left hand	29 ⁷ / ₈ "	23 ¹ / ₂ "	63 ⁵ / ₁₆ "	Y	RT3WSLH6430BBFL	\$3,704.	\$4,075.
	right hand	29 ⁷ / ₈ "	23 ¹ / ₂ "	63 ⁵ / ₁₆ "	Y	RT3WSRH6430BBFL	3,704.	4,075.



64" High tower with two file drawers and door and wardrobe (left hand shown)	left hand	29 ⁷ / ₈ "	23 ¹ / ₂ "	63 ⁵ / ₁₆ "	Y	RT3WSLH6430FFL	3,454.	3,799.
	right hand	29 ⁷ / ₈ "	23 ¹ / ₂ "	63 ⁵ / ₁₆ "	Y	RT3WSRH6430FFL	3,454.	3,799.



Order Code

Example: **RT3WSLH5730BBFL-VC 113**

RT3	Series 2 Veneer Front
WS	Wardrobe and Single Door
LH	Left Hand Access
57	57" High
30	30" Wide
B	Box Drawer
B	Box Drawer
F	File Drawer
L	Locking
VC	Front Finish Medium Grey
113	Case Finish Dark Grey

Specification Information

For non-locking towers, deduct \$60 from the list price for single and double door units or \$75 list for units with wardrobe. Substitute the "L" suffix with a "N" within the pattern number to designate a non-locking unit, example (RT3WSLH5030BBFN)

"M" drawers consisting of a box drawer body with a file drawer head are available by substituting any two "B" or any one "F" character within the pattern number, example (RT3WSLH5030MFN). Multiple "M" drawers may be specified providing they equal the total modules available.

A 6" drawer, behind a cupboard door is available by adding the numeral 1 to the end of the pattern number, example (RT3WSLH6430BBFL1)

Single door towers: Include (2) locks. Double door towers: Include (2) locks. Wardrobe towers: Include (3) locks. 15" wide Side Access Bookcase and Display towers: Include (1) lock. 24" wide Side Access Bookcase and Display towers: Include (2) locks

Note: 6" drawer behind doors are not available within the wardrobe portion of towers. Drawers behind doors can be specified with fronts painted in one of 6 accent colors. If an accent color is not selected the fronts will be painted black. Accent colors include, (MEY) Memo Yellow, (MRG) Marine Grey, (SFG) Seafoam Green, (REG) Robbins Egg Blue, (SSP) Sunset Pink and (KRD) Knoll Red.

Note: Drawers behind doors list prices are as follows: 1=\$250

Application Notes

Hanging rails and other accessories are not included and must be ordered separately. Hanging rails are included with 24" and 30" wide lateral drawers only. (See *Tower Accessories for pricing and order entry information*)

Half depth adjustable shelves and coat hooks may be ordered separately allowing the cupboard area of the 15", 24" and 30" wide towers to support binders as well as shorter coats. (See *Tower Accessories for pricing and order entry information*)

Note: Veneer front towers are comprised of a steel case with wood veneer fronts and top.

Critical Dimensions

Dimensions under, **w**, **d** and **h** are actual to the nearest ¹/₁₆"

42", 50", 57" and 64" Tower Internal Dimensions

- Box and M drawer height: 4⁵/₁₆"
- Box and M drawer width: 12¹/₁₆"
- Box and M drawer depth: 18³/₈"
- File drawer height: 9¹/₄"
- File drawer width: 12¹/₁₆"
- File drawer depth: 18³/₈"
- Wide drawer height: 9⁷/₁₆"
- Wide drawer width: 20³/₄"
- Wide drawer depth: 22⁷/₈"

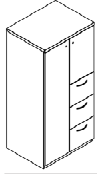
Note: All towers are configured from the top down with standard combinations of box and file drawers.

Storage Towers Veneer Front

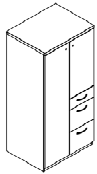
30" Wide Storage Towers

Series 2 Storage

description	type	w	d	h	lock	pattern no.	V1	V2
64" High tower with three file drawers and door and wardrobe (left hand shown)	left hand	29 ⁷ / ₈ "	23 ¹ / ₂ "	63 ⁵ / ₁₆ "	Y	RT3WSLH6430FFFL	\$3,738.	\$4,113.
	right hand	29 ⁷ / ₈ "	23 ¹ / ₂ "	63 ⁵ / ₁₆ "	Y	RT3WSRH6430FFFL	3,738.	4,113.



64" High tower with one box and two file drawers and door and wardrobe (left hand shown)	left hand	29 ⁷ / ₈ "	23 ¹ / ₂ "	63 ⁵ / ₁₆ "	Y	RT3WSLH6430BFFL	3,755.	4,131.
	right hand	29 ⁷ / ₈ "	23 ¹ / ₂ "	63 ⁵ / ₁₆ "	Y	RT3WSRH6430BFFL	3,755.	4,131.



Series 2 Veneer Front Storage

Order Code

Example:	RT3WSLH5730BBFL-VC 113
RT3	Series 2 Veneer Front
WS	Wardrobe and Single Door
LH	Left Hand Access
57	57" High
30	30" Wide
B	Box Drawer
B	Box Drawer
F	File Drawer
L	Locking
VC	Front Finish Medium Grey
113	Case Finish Dark Grey

Specification Information

For non-locking towers, deduct \$60 from the list price for single and double door units or \$75 list for units with wardrobe. Substitute the "L" suffix with a "N" within the pattern number to designate a non-locking unit, example (RT3WSLH5030BBFN)

"M" drawers consisting of a box drawer body with a file drawer head are available by substituting any two "B" or any one "F" character within the pattern number, example (RT3WSLH5030MFN). Multiple "M" drawers may be specified providing they equal the total modules available.

A 6" drawer, behind a cupboard door is available by adding the numeral 1 to the end of the pattern number, example (RT3WSLH6430BBFL1)

Single door towers: Include (2) locks. Double door towers: Include (2) locks. Wardrobe towers: Include (3) locks. 15" wide Side Access Bookcase and Display towers: Include (1) lock. 24" wide Side Access Bookcase and Display towers: Include (2) locks

Note: 6" drawer behind doors are not available within the wardrobe portion of towers. Drawers behind doors can be specified with fronts painted in one of 6 accent colors. If an accent color is not selected the fronts will be painted black. Accent colors include, (MEY) Memo Yellow, (MRG) Marine Grey, (SFG) Seafoam Green, (REG) Robbins Egg Blue, (SSP) Sunset Pink and (KRD) Knoll Red.

Note: Drawers behind doors list prices are as follows: 1=\$250

Application Notes

Hanging rails and other accessories are not included and must be ordered separately. Hanging rails are included with 24" and 30" wide lateral drawers only. (See *Tower Accessories for pricing and order entry information*)

Half depth adjustable shelves and coat hooks may be ordered separately allowing the cupboard area of the 15", 24" and 30" wide towers to support binders as well as shorter coats. (See *Tower Accessories for pricing and order entry information*)

Note: Veneer front towers are comprised of a steel case with wood veneer fronts and top.

Critical Dimensions

Dimensions under, **w**, **d** and **h** are actual to the nearest ¹/₁₆"

42", 50", 57" and 64" Tower Internal Dimensions

- Box and M drawer height: 4⁵/₁₆"
- Box and M drawer width: 12¹/₁₆"
- Box and M drawer depth: 18³/₈"
- File drawer height: 9¹/₄"
- File drawer width: 12¹/₁₆"
- File drawer depth: 18³/₈"
- Wide drawer height: 9⁷/₁₆"
- Wide drawer width: 20³/₄"
- Wide drawer depth: 22⁷/₈"

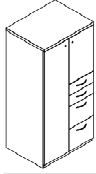
Note: All towers are configured from the top down with standard combinations of box and file drawers.

Storage Towers Veneer Front

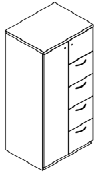
30" Wide Storage Towers

Series 2 Storage

description	type	w	d	h	lock	pattern no.	V1	V2
64" High tower with two box and two file drawers and door and wardrobe (left hand shown)	left hand	29 ⁷ / ₈ "	23 ¹ / ₂ "	63 ⁵ / ₁₆ "	Y	RT3WSLH6430BBFFL	\$4,053.	\$4,457.
	right hand	29 ⁷ / ₈ "	23 ¹ / ₂ "	63 ⁵ / ₁₆ "	Y	RT3WSRH6430BBFFL	4,053.	4,457.



64" High tower with four file drawers and door and wardrobe (left hand shown)	left hand	29 ⁷ / ₈ "	23 ¹ / ₂ "	63 ⁵ / ₁₆ "	Y	RT3WSLH6430FFFFL	4,103.	4,514.
	right hand	29 ⁷ / ₈ "	23 ¹ / ₂ "	63 ⁵ / ₁₆ "	Y	RT3WSRH6430FFFFL	4,103.	4,514.



Order Code

Example: **RT3WSLH5730BBFL-VC 113**

RT3	Series 2 Veneer Front
WS	Wardrobe and Single Door
LH	Left Hand Access
57	57" High
30	30" Wide
B	Box Drawer
B	Box Drawer
F	File Drawer
L	Locking
VC	Front Finish Medium Grey
113	Case Finish Dark Grey

Specification Information

For non-locking towers, deduct \$60 from the list price for single and double door units or \$75 list for units with wardrobe. Substitute the "L" suffix with a "N" within the pattern number to designate a non-locking unit, example (RT3WSLH5030BBFN)

"M" drawers consisting of a box drawer body with a file drawer head are available by substituting any two "B" or any one "F" character within the pattern number, example (RT3WSLH5030MFN). Multiple "M" drawers may be specified providing they equal the total modules available.

A 6" drawer, behind a cupboard door is available by adding the numeral 1 to the end of the pattern number, example (RT3WSLH6430BBFL1)

Single door towers: Include (2) locks. Double door towers: Include (2) locks. Wardrobe towers: Include (3) locks. 15" wide Side Access Bookcase and Display towers: Include (1) lock. 24" wide Side Access Bookcase and Display towers: Include (2) locks

Note: 6" drawer behind doors are not available within the wardrobe portion of towers. Drawers behind doors can be specified with fronts painted in one of 6 accent colors. If an accent color is not selected the fronts will be painted black. Accent colors include, (MEY) Memo Yellow, (MRG) Marine Grey, (SFG) Seafoam Green, (REG) Robbins Egg Blue, (SSP) Sunset Pink and (KRD) Knoll Red.

Note: Drawers behind doors list prices are as follows: 1=\$250

Application Notes

Hanging rails and other accessories are not included and must be ordered separately. Hanging rails are included with 24" and 30" wide lateral drawers only. (See *Tower Accessories for pricing and order entry information*)

Half depth adjustable shelves and coat hooks may be ordered separately allowing the cupboard area of the 15", 24" and 30" wide towers to support binders as well as shorter coats. (See *Tower Accessories for pricing and order entry information*)

Note: Veneer front towers are comprised of a steel case with wood veneer fronts and top.

Critical Dimensions

Dimensions under, **w**, **d** and **h** are actual to the nearest ¹/₁₆"

42", 50", 57" and 64" Tower Internal Dimensions

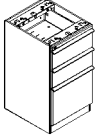
- Box and M drawer height: 4⁵/₁₆"
- Box and M drawer width: 12¹/₁₆"
- Box and M drawer depth: 18³/₈"
- File drawer height: 9¹/₄"
- File drawer width: 12¹/₁₆"
- File drawer depth: 18³/₈"
- Wide drawer height: 9³/₁₆"
- Wide drawer width: 20³/₄"
- Wide drawer depth: 22⁷/₈"

Note: All towers are configured from the top down with standard combinations of box and file drawers.

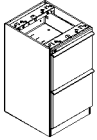
Pedestals Morrison Front Floorstanding Pedestals

Series 2 Storage

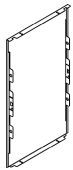
description	w	d	h	lock	pattern no.	P1	P2	P3
Floorstanding Pedestal with two box and one file drawer with lock	14 ⁷ / ₈ "	17 ¹ / ₄ "	26 ⁷ / ₈ "	Y	MS2PFL18A	\$806.	\$846.	\$888.
	14 ⁷ / ₈ "	23 ¹ / ₄ "	26 ⁷ / ₈ "	Y	MS2PFL24A	806.	844.	887.
	14 ⁷ / ₈ "	29 ¹ / ₄ "	26 ⁷ / ₈ "	Y	MS2PFL30A	1,005.	1,056.	1,109.



Floorstanding Pedestal with two file drawers with lock	14 ⁷ / ₈ "	17 ¹ / ₄ "	26 ⁷ / ₈ "	Y	MS2PFL18B	716.	751.	787.
	14 ⁷ / ₈ "	23 ¹ / ₄ "	26 ⁷ / ₈ "	Y	MS2PFL24B	716.	751.	787.
	14 ⁷ / ₈ "	29 ¹ / ₄ "	26 ⁷ / ₈ "	Y	MS2PFL30B	907.	954.	1,002.



Series 2 Floorstanding Pedestal Case Back	14 ⁷ / ₈ "	N/A	26 ⁷ / ₈ "	N/A	DS2XPB	76.	86.	89.
---	----------------------------------	-----	----------------------------------	-----	---------------	-----	-----	-----



Series 2 Morrison Front Storage

Order Code	Specification Information	Application Notes	Critical Dimensions
Example: MS2PFL24A- NJ			
MT2 Series 2 Morrison Front	Deduct \$20 from the list price for non-locking units. Substitute the "L" with a "N" within the pattern number to designate a non-locking unit, example (MS2PFN18A). Note: 24" deep floorstanding pedestals do not include a back panel. Back panels must be ordered separately. 18" and 30" floorstanding pedestals have a back standard.	Hanging rails and other accessories are not included and must be ordered separately. (See pedestal accessories page (93), for pricing and ordering information)	Dimensions under, w , d and h are actual to the nearest 1/16" 24" Deep Floorstanding Pedestal Internal Drawer Dimensions <ul style="list-style-type: none"> • Box drawer height: 4³/₁₆" • Box drawer width: 12¹/₁₆" • Box drawer depth: 18³/₈" • File drawer height: 9¹/₄" • File drawer width: 12¹/₁₆" • File drawer depth: 18³/₈"
PF Pedestal Floorstanding			
L Locking			
24 Depth			
A Box/Box/File			
NJ Med Grey paint finish			

Pedestals Morrison Front

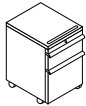
Mobile Pedestals

Series 2 Storage

description	w	d	h	lock	pattern no.	P1	P2	P3
Mobile Pedestal with two box and one file drawer	14 ⁷ / ₈ "	16 ³ / ₄ "	26 ³ / ₈ "	Y	MS2PML18A	\$1,353.	\$1,420.	\$1,489.
	14 ⁷ / ₈ "	22 ³ / ₄ "	26 ³ / ₈ "	Y	MS2PML24A	1,242.	1,304.	1,368.



Mobile Pedestal with one box and one file drawer	14 ⁷ / ₈ "	16 ³ / ₄ "	20 ⁵ / ₈ "	Y	MS2PML18F	945.	991.	1,037.
	14 ⁷ / ₈ "	22 ³ / ₄ "	20 ⁵ / ₈ "	Y	MS2PML24F	1,019.	1,066.	1,117.



Mobile Pedestal with two file drawers	14 ⁷ / ₈ "	16 ³ / ₄ "	26 ³ / ₈ "	Y	MS2PML18B	1,158.	1,216.	1,276.
	14 ⁷ / ₈ "	22 ³ / ₄ "	26 ³ / ₈ "	Y	MS2PML24B	1,179.	1,238.	1,299.



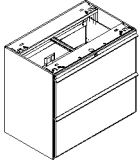
Order Code	Specification Information	Application Notes	Critical Dimensions
Example: MS2PML24A-NJ			
MT2 Series 2 Morrison Front	Add \$50 list for Mobile Handle.	Hanging rails and other accessories are not included and must be ordered separately. (See <i>pedestal accessories page (94)</i> , for pricing and ordering information)	Dimensions under, w , d and h are actual to the nearest ¹ / ₁₆ "
PM Pedestal Mobile	Add a "P" between the "L" lock code and the case size to designate the handle option, <i>example</i> (MS2PMLP24A)		
L Locking			24" Deep Mobile Pedestal Internal Drawer Dimensions
24 Depth	Deduct \$35 list for units without a top. Add an "O" in place of the "M" in the pattern number to designate the no-top option, <i>example</i> (MS2POL18A)		<ul style="list-style-type: none"> • Box height: 4⁵/₁₆" • Box width: 12¹/₁₆" • Box depth: 18³/₈" • File height: 9¹/₄" • File width: 12¹/₁₆" • File depth: 18³/₈"
A Box/Box/File			
NJ Med Grey paint finish			

Pedestals Morrison Front

Double Wide Pedestals

Series 2 Storage

description	w	d	h	lock	pattern no.	P1	P2	P3
Doublewide Pedestal with two file drawers	30"	18 ³ / ₄ "	26 ⁷ / ₈ "	Y	MS2DW30L	\$1,077.	\$1,133.	\$1,188.
	36"	18 ³ / ₄ "	26 ⁷ / ₈ "	Y	MS2DW36L	1,364.	1,435.	1,506.



Series 2 Morrison Front Storage

Order Code

Example:	MS2DW30L-NJ
MS2	Series 2 Morrison Front
DW	Doublewide Pedestal
30	30" wide
L	Locking
NJ	Med Grey paint finish

Specification Information

Deduct \$20 from the list price for non-locking units. Substitute the "L" suffix with a "N" within the pattern number to designate a non-locking unit, *example* (MS2DW36N).

Application Notes

Doublewide pedestals are not intended for freestanding use and must be secured beneath a supported worksurface. (See *Calibre lateral files price list for two drawer files that can be used for freestanding applications*)

Critical Dimensions

Dimensions under, **w**, **d** and **h** are actual to the nearest ¹/₁₆"

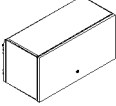
Doublewide Pedestal Internal Drawer Dimensions

- Lateral drawer height: 9³/₄"
- Lateral drawer width: 26³/₄" and 32³/₄"
- Lateral drawer depth: 15³/₄"

Overhead Storage Steel Front with Morrison Mounting Brackets

Panel Mount Overhead Storage

Series 2 Storage

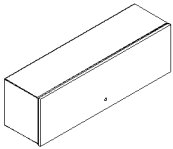
description	w	d	h	lock	pattern no.	P1	P2	P3
 Panel mount overhead cabinet with lock	29 ⁷ / ₈ "	14 ¹ / ₈ "	15"	Y	MS2PM30L	\$448.	\$471.	\$495.
	35 ⁷ / ₈ "	14 ¹ / ₈ "	15"	Y	MS2PM36L	491.	517.	543.
	41 ⁷ / ₈ "	14 ¹ / ₈ "	15"	Y	MS2PM42L	535.	562.	590.
	47 ⁷ / ₈ "	14 ¹ / ₈ "	15"	Y	MS2PM48L	583.	614.	644.
	53 ⁷ / ₈ "	14 ¹ / ₈ "	15"	Y	MS2PM54L	694.	728.	766.
	59 ⁷ / ₈ "	14 ¹ / ₈ "	15"	Y	MS2PM60L	694.	728.	766.
	65 ⁷ / ₈ "	14 ¹ / ₈ "	15"	Y	MS2PM66L	794.	833.	874.
	71 ⁷ / ₈ "	14 ¹ / ₈ "	15"	Y	MS2PM72L	794.	833.	874.

Order Code	Specification Information	Application Notes	Critical Dimensions
Example: MSPM30L-NJ MS2 Series 2 Morrison Front PM Panel Mount Overhead 30 30" wide L Locking NJ Med Grey paint finish	Deduct \$20 from the list price for non-locking units. Substitute the "L" suffix with a "N" within the pattern number to designate a non-locking unit, <i>example</i> (MS2PM30N). Units with two doors, deduct \$40 from the list. 24" through 48" wide units have a single door. 54" through 66" wide units have off-set double doors. 72" wide units have two doors. Units with two doors have two locks.	Touchdown kits are intended for use with steel door fronts only. (<i>See S2 overhead accessories for Touch-down kits for overheads</i>) Add \$150 list for Touch Down mechanism. Touch Down requires adding an "E" to the pattern number as indicated MS2PM30EL. For units with two doors add \$300 to the list.	Dimensions under, w , d and h are actual to the nearest 1/16"

Overhead Storage Steel Front with Morrison Mounting Brackets

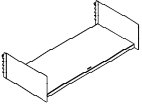
Series 2 Storage

Up-Mount Overhead Storage

description	w	d	h	lock	pattern no.	P1	P2	P3
 Up-mount overhead cabinet with back and lock	29 ⁷ / ₈ "	14 ¹ / ₈ "	15"	Y	MS2UM30L	\$688.	\$723.	\$757.
	35 ⁷ / ₈ "	14 ¹ / ₈ "	15"	Y	MS2UM36L	712.	748.	784.
	41 ⁷ / ₈ "	14 ¹ / ₈ "	15"	Y	MS2UM42L	733.	770.	806.
	47 ⁷ / ₈ "	14 ¹ / ₈ "	15"	Y	MS2UM48L	744.	780.	820.
	53 ⁷ / ₈ "	14 ¹ / ₈ "	15"	Y	MS2UM54L	1,002.	1,051.	1,103.
	59 ⁷ / ₈ "	14 ¹ / ₈ "	15"	Y	MS2UM60L	1,002.	1,051.	1,103.
	65 ⁷ / ₈ "	14 ¹ / ₈ "	15"	Y	MS2UM66L	1,045.	1,098.	1,153.
	71 ⁷ / ₈ "	14 ¹ / ₈ "	15"	Y	MS2UM72L	1,045.	1,098.	1,153.
Series 2 Morrison Front Up-mount Overhead Bracket (Morrison)	12 ³ / ₁₆ "	⁷ / ₈ "	¹¹³ / ₄ "		MB1U18	155.	162.	171.



Order Code	Specification Information	Application Notes	Critical Dimensions
Example: MS2UM30L-NJ MS2 Series 2 Morrison Front UM Up-mount overhead 30 30" wide L Locking NJ Med Grey paint finish	Deduct \$20 from the list price for non-locking units. Substitute the "L" suffix with a "N" within the pattern number to designate a non-locking unit, <i>example</i> (MS2UM30N). Units with two doors, deduct \$40 from the list. 24" through 48" wide units have a single door. 54" through 66" wide units have off-set double doors. 72" wide units have two doors. Units with two doors have two locks. Up-mount brackets are required and must be ordered separately.	Touchdown kits are intended for use with steel door fronts only. (<i>See S2 overhead accessories for Touch-down kits for overheads</i>) Add \$150 list for Touch Down mechanism. Touch Down requires adding an "E" to the pattern number as indicated MS2UM30EL. For units with two doors add \$300 to the list.	Dimensions under, w , d and h are actual to the nearest ¹ / ₁₆ ".

description	w	d	h	pattern no.	P1	P2	P3
Overhead Book Shelf 	23 7/8"	14 1/8"	8"	MS2BS24	\$155.	\$155.	\$163.
	29 7/8"	14 1/8"	8"	MS2BS30	161.	161.	170.
	35 7/8"	14 1/8"	8"	MS2BS36	168.	168.	176.
	41 7/8"	14 1/8"	8"	MS2BS42	168.	168.	176.
	47 7/8"	14 1/8"	8"	MS2BS48	174.	174.	182.
	53 7/8"	14 1/8"	8"	MS2BS54	206.	206.	217.
	59 7/8"	14 1/8"	8"	MS2BS60	206.	206.	217.
	65 7/8"	14 1/8"	8"	MS2BS66	212.	212.	223.
	71 7/8"	14 1/8"	8"	MS2BS72	212.	212.	223.

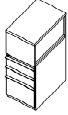
Order Code	Specification Information	Application Notes	Critical Dimensions
Example: MS2BS30-NJ			Dimensions under, w , d and h are actual to the nearest 1/16".
MS2	Series 2 Morrison Front		
BS	Book Shelf		
24	24" wide		
NJ	Med Grey paint finish		

Storage Towers Morrison Front

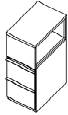
15" Wide Storage Towers

Series 2 Storage

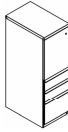
description	type	w	d	h	lock	pattern no.	P1	P2	P3
42" High Side Access Bookcase tower with two box and one file drawer (right hand shown)	left hand	14 ⁷ / ₈ "	23 ¹ / ₂ "	41 ⁵ / ₁₆ "	Y	MT3SBLH4215BBFL	\$1,624.	\$1,707.	\$1,792.
	right hand	14 ⁷ / ₈ "	23 ¹ / ₂ "	41 ⁵ / ₁₆ "	Y	MT3SRBH4215BBFL	1,624.	1,707.	1,792.



42" High Side Access Bookcase tower with two file drawers (right hand shown)	left hand	14 ⁷ / ₈ "	23 ¹ / ₂ "	41 ⁵ / ₁₆ "	Y	MT3SBLH4215FFL	1,552.	1,627.	1,710.
	right hand	14 ⁷ / ₈ "	23 ¹ / ₂ "	41 ⁵ / ₁₆ "	Y	MT3SRBH4215FFL	1,552.	1,627.	1,710.



50" High Single Door tower with two box and one file drawer (left hand shown)	left hand	14 ⁷ / ₈ "	23 ¹ / ₂ "	48 ⁵ / ₁₆ "	Y	MT3SLH5015BBFL	1,904.	1,999.	2,100.
	right hand	14 ⁷ / ₈ "	23 ¹ / ₂ "	48 ⁵ / ₁₆ "	Y	MT3SRH5015BBFL	1,904.	1,999.	2,100.



Order Code

Example:	MT3SBLH5715BBFL-NJ
MT3	Series 2 Morrison Front
SB	Side Access Bookcase
LH	Left Hand Access
57	57" High
15	15" Wide
B	Box Drawer
B	Box Drawer
F	File Drawer
L	Locking
NJ	Medium Grey paint finish

Specification Information

For non-locking towers, deduct \$60 from the list price for single and double door units or \$75 list for units with wardrobe. Substitute the "L" suffix with a "N" within the pattern number to designate a non-locking unit, example (MT3SLH6415BBFN)

"M" drawers consisting of a box drawer body with a file drawer head are available by substituting any two "B" or any one "F" character within the pattern number, example (MT3SLH6415MFN). Multiple "M" drawers may be specified providing they equal the total modules available.

A 6" drawer, behind a cupboard door is available by adding the numeral 1 to the end of the pattern number, example (MT3SLH6415BBFL1)**Note:** 6" drawer behind doors are not available within the wardrobe portion of towers. Drawers behind doors can be specified with fronts painted in one of 6 accent colors. If an accent color is not selected the fronts will be painted black. Accent colors include, (MEY) Memo Yellow, (MRG) Marine Grey, (SFG) Seafoam Green, (REG) Robbins Egg Blue, (SSP) Sunset Pink and (KRD) Knoll Red.

Note: Drawer behind doors list pricing is as follows: 1=\$250

Application Notes

Hanging rails and other accessories are not included and must be ordered separately. Hanging rails are included with 24" and 30" wide lateral drawers only. (See *Tower Accessories for pricing and order entry information*)

Half depth adjustable shelves and coat hooks may be ordered separately allowing the cupboard area of the 15", 24" and 30" wide towers to support binders as well as shorter coats. (See *Tower Accessories for pricing and order entry information*)

Single door towers: Include (2) locks. Double door towers: Include (2) locks. Wardrobe towers: Include (3) locks. 15" wide Side Access Bookcase and Display towers: Include (1) lock. 24" wide Side Access Bookcase and Display towers: Include (2) locks

Critical Dimensions

Dimensions under, **w**, **d** and **h** are actual to the nearest 1/16"

42", 50", 57" and 64" Tower Internal Dimensions

- Box and M drawer height: 4³/₁₆"
- Box and M drawer width: 12¹/₁₆"
- Box and M drawer depth: 18³/₈"
- File drawer height: 9¹/₄"
- File drawer width: 12³/₁₆"
- File drawer depth: 18³/₈"

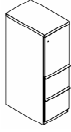
Note: All towers are configured from the top down with standard combinations of box and file drawers.

Storage Towers Morrison Front

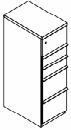
15" Wide Storage Towers

Series 2 Storage

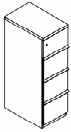
description	type	w	d	h	lock	pattern no.	P1	P2	P3
50" High Single Door tower with two file drawers (right hand shown)	left hand	14 ⁷ / ₈ "	23 ¹ / ₂ "	48 ⁵ / ₁₆ "	Y	MT3SLH5015FFFL	\$1,717.	\$1,802.	\$1,893.
	right hand	14 ⁷ / ₈ "	23 ¹ / ₂ "	48 ⁵ / ₁₆ "	Y	MT3SRH5015FFFL	1,717.	1,802.	1,893.



50" High Single Door tower with two box and two file drawers (right hand shown)	left hand	14 ⁷ / ₈ "	23 ¹ / ₂ "	48 ⁵ / ₁₆ "	Y	MT3SLH5015BBFFL	2,084.	2,190.	2,298.
	right hand	14 ⁷ / ₈ "	23 ¹ / ₂ "	48 ⁵ / ₁₆ "	Y	MT3SRH5015BBFFL	2,084.	2,190.	2,298.



50" High Single Door tower with three file drawers (right hand shown)	left hand	14 ⁷ / ₈ "	23 ¹ / ₂ "	48 ⁵ / ₁₆ "	Y	MT3SLH5015FFFL	1,926.	2,022.	2,124.
	right hand	14 ⁷ / ₈ "	23 ¹ / ₂ "	48 ⁵ / ₁₆ "	Y	MT3SRH5015FFFL	1,926.	2,022.	2,124.



Order Code

Example:	MT3SBLH5715BBFL-NJ
MT3	Series 2 Morrison Front
SB	Side Access Bookcase
LH	Left Hand Access
57	57" High
15	15" Wide
B	Box Drawer
B	Box Drawer
F	File Drawer
L	Locking
NJ	Medium Grey paint finish

Specification Information

For non-locking towers, deduct \$60 from the list price for single and double door units or \$75 list for units with wardrobe. Substitute the "L" suffix with a "N" within the pattern number to designate a non-locking unit, example (MT3SLH6415BBFN)

"M" drawers consisting of a box drawer body with a file drawer head are available by substituting any two "B" or any one "F" character within the pattern number, example (MT3SLH6415MFN). Multiple "M" drawers may be specified providing they equal the total modules available.

A 6" drawer, behind a cupboard door is available by adding the numeral 1 to the end of the pattern number, example (MT3SLH6415BBFL1) **Note:** 6" drawer behind doors are not available within the wardrobe portion of towers. Drawers behind doors can be specified with fronts painted in one of 6 accent colors. If an accent color is not selected the fronts will be painted black. Accent colors include, (MEY) Memo Yellow, (MRG) Marine Grey, (SFG) Seafoam Green, (REG) Robbins Egg Blue, (SSP) Sunset Pink and (KRD) Knoll Red.

Note: Drawer behind doors list pricing is as follows: 1=\$250

Application Notes

Hanging rails and other accessories are not included and must be ordered separately. Hanging rails are included with 24" and 30" wide lateral drawers only. (See *Tower Accessories for pricing and order entry information*)

Half depth adjustable shelves and coat hooks may be ordered separately allowing the cupboard area of the 15", 24" and 30" wide towers to support binders as well as shorter coats. (See *Tower Accessories for pricing and order entry information*)

Single door towers: Include (2) locks. Double door towers: Include (2) locks. Wardrobe towers: Include (3) locks. 15" wide Side Access Bookcase and Display towers: Include (1) lock. 24" wide Side Access Bookcase and Display towers: Include (2) locks

Critical Dimensions

Dimensions under, **w**, **d** and **h** are actual to the nearest 1/16"

42", 50", 57" and 64" Tower Internal Dimensions

- Box and M drawer height: 4³/₁₆"
- Box and M drawer width: 12¹/₁₆"
- Box and M drawer depth: 18³/₈"
- File drawer height: 9¹/₄"
- File drawer width: 12³/₁₆"
- File drawer depth: 18³/₈"

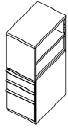
Note: All towers are configured from the top down with standard combinations of box and file drawers.

Storage Towers Morrison Front

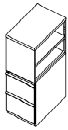
15" Wide Storage Towers

Series 2 Storage

description	type	w	d	h	lock	pattern no.	P1	P2	P3
50" High Side Access Bookcase tower with two box and one file drawer (right hand shown)	left hand	14 ⁷ / ₈ "	23 ¹ / ₂ "	48 ⁵ / ₁₆ "	Y	MT3SBLH5015BBFL	\$1,712.	\$1,797.	\$1,888.
	right hand	14 ⁷ / ₈ "	23 ¹ / ₂ "	48 ⁵ / ₁₆ "	Y	MT3SBRH5015BBFL	1,712.	1,797.	1,888.



50" High Side Access Bookcase tower with two file drawers (right hand shown)	left hand	14 ⁷ / ₈ "	23 ¹ / ₂ "	48 ⁵ / ₁₆ "	Y	MT3SBLH5015FFL	1,624.	1,707.	1,792.
	right hand	14 ⁷ / ₈ "	23 ¹ / ₂ "	48 ⁵ / ₁₆ "	Y	MT3SBRH5015FFL	1,624.	1,707.	1,792.



57" High Single Door tower with two file drawers (right hand shown)	left hand	14 ⁷ / ₈ "	23 ¹ / ₂ "	56 ³ / ₁₆ "	Y	MT3SLH5715FFL	1,762.	2,026.	2,113.
	right hand	14 ⁷ / ₈ "	23 ¹ / ₂ "	56 ³ / ₁₆ "	Y	MT3SRH5715FFL	1,762.	2,026.	2,113.



Order Code

Example:	MT3SBLH5715BBFL-NJ
MT3	Series 2 Morrison Front
SB	Side Access Bookcase
LH	Left Hand Access
57	57" High
15	15" Wide
B	Box Drawer
B	Box Drawer
F	File Drawer
L	Locking
NJ	Medium Grey paint finish

Specification Information

For non-locking towers, deduct \$60 from the list price for single and double door units or \$75 list for units with wardrobe. Substitute the "L" suffix with a "N" within the pattern number to designate a non-locking unit, example (MT3SLH6415BBFN)

"M" drawers consisting of a box drawer body with a file drawer head are available by substituting any two "B" or any one "F" character within the pattern number, example (MT3SLH6415MFN). Multiple "M" drawers may be specified providing they equal the total modules available.

A 6" drawer, behind a cupboard door is available by adding the numeral 1 to the end of the pattern number, example (MT3SLH6415BBFL1) **Note:** 6" drawer behind doors are not available within the wardrobe portion of towers. Drawers behind doors can be specified with fronts painted in one of 6 accent colors. If an accent color is not selected the fronts will be painted black. Accent colors include, (MEY) Memo Yellow, (MRG) Marine Grey, (SFG) Seafoam Green, (REG) Robbins Egg Blue, (SSP) Sunset Pink and (KRD) Knoll Red.

Note: Drawer behind doors list pricing is as follows: 1=\$250

Application Notes

Hanging rails and other accessories are not included and must be ordered separately. Hanging rails are included with 24" and 30" wide lateral drawers only. (See *Tower Accessories for pricing and order entry information*)

Half depth adjustable shelves and coat hooks may be ordered separately allowing the cupboard area of the 15", 24" and 30" wide towers to support binders as well as shorter coats. (See *Tower Accessories for pricing and order entry information*)

Single door towers: Include (2) locks. Double door towers: Include (2) locks. Wardrobe towers: Include (3) locks. 15" wide Side Access Bookcase and Display towers: Include (1) lock. 24" wide Side Access Bookcase and Display towers: Include (2) locks

Critical Dimensions

Dimensions under, **w**, **d** and **h** are actual to the nearest 1/16"

42", 50", 57" and 64" Tower Internal Dimensions

- Box and M drawer height: 4³/₁₆"
- Box and M drawer width: 12¹/₁₆"
- Box and M drawer depth: 18³/₈"
- File drawer height: 9¹/₄"
- File drawer width: 12³/₁₆"
- File drawer depth: 18³/₈"

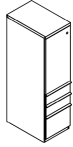
Note: All towers are configured from the top down with standard combinations of box and file drawers.

Storage Towers Morrison Front

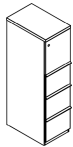
15" Wide Storage Towers

Series 2 Storage

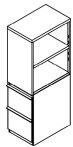
description	type	w	d	h	lock	pattern no.	P1	P2	P3
57" High Single Door tower with two box and one file drawer (left hand shown)	left hand	14 ⁷ / ₈ "	23 ¹ / ₂ "	56 ³ / ₁₆ "	Y	MT3SLH5715BBFL	\$1,949.	\$2,241.	\$2,337.
	right hand	14 ⁷ / ₈ "	23 ¹ / ₂ "	56 ³ / ₁₆ "	Y	MT3SRH5715BBFL	1,949.	2,241.	2,337.



57" High Single Door tower with three file drawers (right hand shown)	left hand	14 ⁷ / ₈ "	23 ¹ / ₂ "	57 ³ / ₁₆ "	Y	MT3SLH5715FFFL	1,969.	2,264.	2,362.
	right hand	14 ⁷ / ₈ "	23 ¹ / ₂ "	57 ³ / ₁₆ "	Y	MT3SRH5715FFFL	1,969.	2,264.	2,362.



57" High Side Access Bookcase tower with two file drawers (right hand shown)	left hand	14 ⁷ / ₈ "	23 ¹ / ₂ "	56 ³ / ₁₆ "	Y	MT3SBLH5715FFL	1,716.	1,974.	2,058.
	right hand	14 ⁷ / ₈ "	23 ¹ / ₂ "	56 ³ / ₁₆ "	Y	MT3SRH5715FFL	1,716.	1,974.	2,058.



Order Code

Example:	MT3SBLH5715BBFL-NJ
MT3	Series 2 Morrison Front
SB	Side Access Bookcase
LH	Left Hand Access
57	57" High
15	15" Wide
B	Box Drawer
B	Box Drawer
F	File Drawer
L	Locking
NJ	Medium Grey paint finish

Specification Information

For non-locking towers, deduct \$60 from the list price for single and double door units or \$75 list for units with wardrobe. Substitute the "L" suffix with a "N" within the pattern number to designate a non-locking unit, example (MT3SLH6415BBFN)

"M" drawers consisting of a box drawer body with a file drawer head are available by substituting any two "B" or any one "F" character within the pattern number, example (MT3SLH6415MFN). Multiple "M" drawers may be specified providing they equal the total modules available.

A 6" drawer, behind a cupboard door is available by adding the numeral 1 to the end of the pattern number, example (MT3SLH6415BBFL1)**Note:** 6" drawer behind doors are not available within the wardrobe portion of towers. Drawers behind doors can be specified with fronts painted in one of 6 accent colors. If an accent color is not selected the fronts will be painted black. Accent colors include, (MEY) Memo Yellow, (MRG) Marine Grey, (SFG) Seafoam Green, (REG) Robbins Egg Blue, (SSP) Sunset Pink and (KRD) Knoll Red.

Note: Drawer behind doors list pricing is as follows: 1=\$250

Application Notes

Hanging rails and other accessories are not included and must be ordered separately. Hanging rails are included with 24" and 30" wide lateral drawers only. (See *Tower Accessories for pricing and order entry information*)

Half depth adjustable shelves and coat hooks may be ordered separately allowing the cupboard area of the 15", 24" and 30" wide towers to support binders as well as shorter coats. (See *Tower Accessories for pricing and order entry information*)

Single door towers: Include (2) locks. Double door towers: Include (2) locks. Wardrobe towers: Include (3) locks. 15" wide Side Access Bookcase and Display towers: Include (1) lock. 24" wide Side Access Bookcase and Display towers: Include (2) locks

Critical Dimensions

Dimensions under, **w**, **d** and **h** are actual to the nearest 1/16"

42", 50", 57" and 64" Tower Internal Dimensions

- Box and M drawer height: 4³/₁₆"
- Box and M drawer width: 12¹/₁₆"
- Box and M drawer depth: 18³/₈"
- File drawer height: 9¹/₄"
- File drawer width: 12¹/₁₆"
- File drawer depth: 18³/₈"

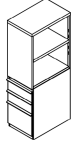
Note: All towers are configured from the top down with standard combinations of box and file drawers.

Storage Towers Morrison Front

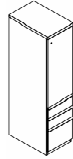
15" Wide Storage Towers

Series 2 Storage


description	type	w	d	h	lock	pattern no.	P1	P2	P3
57" High Side Access Bookcase tower with two box and one file drawer (right hand shown)	left hand	14 ⁷ / ₈ "	23 ¹ / ₂ "	56 ³ / ₁₆ "	Y	MT3SBLH5715BBFL	\$1,743.	\$2,004.	\$2,090.
	right hand	14 ⁷ / ₈ "	23 ¹ / ₂ "	56 ³ / ₁₆ "	Y	MT3SBRH5715BBFL	1,743.	2,004.	2,090.



64" High Single Door tower with two box and one file drawer (right hand shown)	left hand	14 ⁷ / ₈ "	23 ¹ / ₂ "	63 ⁵ / ₁₆ "	Y	MT3SLH6415BBFL	1,994.	2,095.	2,199.
	right hand	14 ⁷ / ₈ "	23 ¹ / ₂ "	63 ⁵ / ₁₆ "	Y	MT3SRH6415BBFL	1,994.	2,095.	2,199.



64" High Single Door tower with two file drawers (right hand shown)	left hand	14 ⁷ / ₈ "	23 ¹ / ₂ "	63 ⁵ / ₁₆ "	Y	MT3SLH6415FFL	1,808.	1,898.	1,993.
	right hand	14 ⁷ / ₈ "	23 ¹ / ₂ "	63 ⁵ / ₁₆ "	Y	MT3SRH6415FFL	1,808.	1,898.	1,993.



Order Code

Example:	MT3SBLH5715BBFL-NJ
MT3	Series 2 Morrison Front
SB	Side Access Bookcase
LH	Left Hand Access
57	57" High
15	15" Wide
B	Box Drawer
B	Box Drawer
F	File Drawer
L	Locking
NJ	Medium Grey paint finish

Specification Information

For non-locking towers, deduct \$60 from the list price for single and double door units or \$75 list for units with wardrobe. Substitute the "L" suffix with a "N" within the pattern number to designate a non-locking unit, example (MT3SLH6415BBFN)

"M" drawers consisting of a box drawer body with a file drawer head are available by substituting any two "B" or any one "F" character within the pattern number, example (MT3SLH6415MFN). Multiple "M" drawers may be specified providing they equal the total modules available.

A 6" drawer, behind a cupboard door is available by adding the numeral 1 to the end of the pattern number, example (MT3SLH6415BBFL1)**Note:** 6" drawer behind doors are not available within the wardrobe portion of towers. Drawers behind doors can be specified with fronts painted in one of 6 accent colors. If an accent color is not selected the fronts will be painted black. Accent colors include, (MEY) Memo Yellow, (MRG) Marine Grey, (SFG) Seafoam Green, (REG) Robbins Egg Blue, (SSP) Sunset Pink and (KRD) Knoll Red.

Note: Drawer behind doors list pricing is as follows: 1=\$250

Application Notes

Hanging rails and other accessories are not included and must be ordered separately. Hanging rails are included with 24" and 30" wide lateral drawers only. (See *Tower Accessories for pricing and order entry information*)

Half depth adjustable shelves and coat hooks may be ordered separately allowing the cupboard area of the 15", 24" and 30" wide towers to support binders as well as shorter coats. (See *Tower Accessories for pricing and order entry information*)

Single door towers: Include (2) locks. Double door towers: Include (2) locks. Wardrobe towers: Include (3) locks. 15" wide Side Access Bookcase and Display towers: Include (1) lock. 24" wide Side Access Bookcase and Display towers: Include (2) locks

Critical Dimensions

Dimensions under, **w**, **d** and **h** are actual to the nearest 1/16"

42", 50", 57" and 64" Tower Internal Dimensions

- Box and M drawer height: 4³/₁₆"
- Box and M drawer width: 12¹/₁₆"
- Box and M drawer depth: 18³/₈"
- File drawer height: 9¹/₄"
- File drawer width: 12¹/₁₆"
- File drawer depth: 18³/₈"

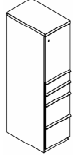
Note: All towers are configured from the top down with standard combinations of box and file drawers.

Storage Towers Morrison Front

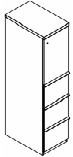
15" Wide Storage Towers

Series 2 Storage

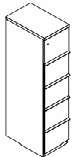
description	type	w	d	h	lock	pattern no.	P1	P2	P3
64" High Single Door tower with two box and two file drawers (right hand shown)	left hand	14 ⁷ / ₈ "	23 ¹ / ₂ "	63 ⁵ / ₁₆ "	Y	MT3SLH6415BBFFL	\$2,157.	\$2,263.	\$2,377.
	right hand	14 ⁷ / ₈ "	23 ¹ / ₂ "	63 ⁵ / ₁₆ "	Y	MT3SRH6415BBFFL	2,157.	2,263.	2,377.



64" High Single Door tower with three file drawers (right hand shown)	left hand	14 ⁷ / ₈ "	23 ¹ / ₂ "	63 ⁵ / ₁₆ "	Y	MT3SLH6415FFFL	2,014.	2,114.	2,220.
	right hand	14 ⁷ / ₈ "	23 ¹ / ₂ "	63 ⁵ / ₁₆ "	Y	MT3SRH6415FFFL	2,014.	2,114.	2,220.



64" High Single Door tower with four file drawers (right hand shown)	left hand	14 ⁷ / ₈ "	23 ¹ / ₂ "	63 ⁵ / ₁₆ "	Y	MT3SLH6415FFFFL	2,189.	2,296.	2,412.
	right hand	14 ⁷ / ₈ "	23 ¹ / ₂ "	63 ⁵ / ₁₆ "	Y	MT3SRH6415FFFFL	2,189.	2,296.	2,412.



Order Code

Example:	MT3SBLH5715BBFL-NJ
MT3	Series 2 Morrison Front
SB	Side Access Bookcase
LH	Left Hand Access
57	57" High
15	15" Wide
B	Box Drawer
B	Box Drawer
F	File Drawer
L	Locking
NJ	Medium Grey paint finish

Specification Information

For non-locking towers, deduct \$60 from the list price for single and double door units or \$75 list for units with wardrobe. Substitute the "L" suffix with a "N" within the pattern number to designate a non-locking unit, example (MT3SLH6415BBFN)

"M" drawers consisting of a box drawer body with a file drawer head are available by substituting any two "B" or any one "F" character within the pattern number, example (MT3SLH6415MFN). Multiple "M" drawers may be specified providing they equal the total modules available.

A 6" drawer, behind a cupboard door is available by adding the numeral 1 to the end of the pattern number, example (MT3SLH6415BBFL1)**Note:** 6" drawer behind doors are not available within the wardrobe portion of towers. Drawers behind doors can be specified with fronts painted in one of 6 accent colors. If an accent color is not selected the fronts will be painted black. Accent colors include, (MEY) Memo Yellow, (MRG) Marine Grey, (SFG) Seafoam Green, (REG) Robbins Egg Blue, (SSP) Sunset Pink and (KRD) Knoll Red.

Note: Drawer behind doors list pricing is as follows: 1=\$250

Application Notes

Hanging rails and other accessories are not included and must be ordered separately. Hanging rails are included with 24" and 30" wide lateral drawers only. (See *Tower Accessories for pricing and order entry information*)

Half depth adjustable shelves and coat hooks may be ordered separately allowing the cupboard area of the 15", 24" and 30" wide towers to support binders as well as shorter coats. (See *Tower Accessories for pricing and order entry information*)

Single door towers: Include (2) locks. Double door towers: Include (2) locks. Wardrobe towers: Include (3) locks. 15" wide Side Access Bookcase and Display towers: Include (1) lock. 24" wide Side Access Bookcase and Display towers: Include (2) locks

Critical Dimensions

Dimensions under, **w**, **d** and **h** are actual to the nearest 1/16"

42", 50", 57" and 64" Tower Internal Dimensions

- Box and M drawer height: 4³/₁₆"
- Box and M drawer width: 12¹/₁₆"
- Box and M drawer depth: 18³/₈"
- File drawer height: 9¹/₄"
- File drawer width: 12³/₁₆"
- File drawer depth: 18³/₈"

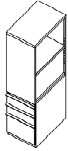
Note: All towers are configured from the top down with standard combinations of box and file drawers.

Storage Towers Morrison Front

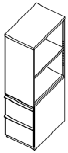
15" Wide Storage Towers

Series 2 Storage

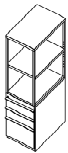
description	type	w	d	h	lock	pattern no.	P1	P2	P3
64" High Side Access Bookcase tower with two box and one file drawer (right hand shown)	left hand	14 ⁷ / ₈ "	23 ¹ / ₂ "	63 ⁵ / ₁₆ "	Y	MT3SBLH6415BBFL	\$1,771.	\$1,861.	\$1,954.
	right hand	14 ⁷ / ₈ "	23 ¹ / ₂ "	63 ⁵ / ₁₆ "	Y	MT3SBRH6415BBFL	1,771.	1,861.	1,954.



64" High Side Access Bookcase tower with two file drawers (right hand shown)	left hand	14 ⁷ / ₈ "	23 ¹ / ₂ "	63 ⁵ / ₁₆ "	Y	MT3SBLH6415FFL	1,685.	1,769.	1,858.
	right hand	15"	23 ¹ / ₂ "	63 ⁵ / ₁₆ "	Y	MT3SBRH6415FFL	1,685.	1,769.	1,858.



64" Side Access Display tower with two box and one file drawer (right hand shown)	left hand	14 ⁷ / ₈ "	23 ¹ / ₂ "	63 ⁵ / ₁₆ "	Y	MT3BDLH6415BBFL	1,795.	1,886.	1,978.
	right hand	15"	23 ¹ / ₂ "	63 ⁵ / ₁₆ "	Y	MT3BDRH6415BBFL	1,795.	1,886.	1,978.



Order Code

Example:	MT3SBLH5715BBFL-NJ
MT3	Series 2 Morrison Front
SB	Side Access Bookcase
LH	Left Hand Access
57	57" High
15	15" Wide
B	Box Drawer
B	Box Drawer
F	File Drawer
L	Locking
NJ	Medium Grey paint finish

Specification Information

For non-locking towers, deduct \$60 from the list price for single and double door units or \$75 list for units with wardrobe. Substitute the "L" suffix with a "N" within the pattern number to designate a non-locking unit, example (MT3SLH6415BBFN)

"M" drawers consisting of a box drawer body with a file drawer head are available by substituting any two "B" or any one "F" character within the pattern number, example (MT3SLH6415MFN). Multiple "M" drawers may be specified providing they equal the total modules available.

A 6" drawer, behind a cupboard door is available by adding the numeral 1 to the end of the pattern number, example (MT3SLH6415BBFL1) **Note:** 6" drawer behind doors are not available within the wardrobe portion of towers. Drawers behind doors can be specified with fronts painted in one of 6 accent colors. If an accent color is not selected the fronts will be painted black. Accent colors include, (MEY) Memo Yellow, (MRG) Marine Grey, (SFG) Seafoam Green, (REG) Robbins Egg Blue, (SSP) Sunset Pink and (KRD) Knoll Red.

Note: Drawer behind doors list pricing is as follows: 1=\$250

Application Notes

Hanging rails and other accessories are not included and must be ordered separately. Hanging rails are included with 24" and 30" wide lateral drawers only. (See *Tower Accessories for pricing and order entry information*)

Half depth adjustable shelves and coat hooks may be ordered separately allowing the cupboard area of the 15", 24" and 30" wide towers to support binders as well as shorter coats. (See *Tower Accessories for pricing and order entry information*)

Single door towers: Include (2) locks. Double door towers: Include (2) locks. Wardrobe towers: Include (3) locks. 15" wide Side Access Bookcase and Display towers: Include (1) lock. 24" wide Side Access Bookcase and Display towers: Include (2) locks

Critical Dimensions

Dimensions under, **w**, **d** and **h** are actual to the nearest 1/16"

42", 50", 57" and 64" Tower Internal Dimensions

- Box and M drawer height: 4³/₁₆"
- Box and M drawer width: 12¹/₁₆"
- Box and M drawer depth: 18³/₈"
- File drawer height: 9¹/₄"
- File drawer width: 12³/₁₆"
- File drawer depth: 18³/₈"

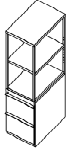
Note: All towers are configured from the top down with standard combinations of box and file drawers.

Storage Towers Morrison Front

15" Wide Storage Towers

Series 2 Storage

description	type	w	d	h	lock	pattern no.	P1	P2	P3
64" Side Access Display tower with two file drawers (right hand shown)	left hand	14 ⁷ / ₈ "	23 ¹ / ₂ "	63 ⁵ / ₁₆ "	Y	MT3BDLH6415FFL	\$1,707.	\$1,793.	\$1,881.
	right hand	14 ⁷ / ₈ "	23 ¹ / ₂ "	63 ⁵ / ₁₆ "	Y	MT3BDRH6415FFL	1,707.	1,793.	1,881.



Order Code

Example:	MT3SBLH5715BBFL-NJ
MT3	Series 2 Morrison Front
SB	Side Access Bookcase
LH	Left Hand Access
57	57" High
15	15" Wide
B	Box Drawer
B	Box Drawer
F	File Drawer
L	Locking
NJ	Medium Grey paint finish

Specification Information

For non-locking towers, deduct \$60 from the list price for single and double door units or \$75 list for units with wardrobe. Substitute the "L" suffix with a "N" within the pattern number to designate a non-locking unit, example (MT3SLH6415BBFN)

Application Notes

"M" drawers consisting of a box drawer body with a file drawer head are available by substituting any two "B" or any one "F" character within the pattern number, example (MT3SLH6415MFN). Multiple "M" drawers may be specified providing they equal the total modules available.

A 6" drawer, behind a cupboard door is available by adding the numeral 1 to the end of the pattern number, example (MT3SLH6415BBFL1)**Note:** 6" drawer behind doors are not available within the wardrobe portion of towers. Drawers behind doors can be specified with fronts painted in one of 6 accent colors. If an accent color is not selected the fronts will be painted black. Accent colors include, (MEY) Memo Yellow, (MRG) Marine Grey, (SFG) Seafoam Green, (REG) Robbins Egg Blue, (SSP) Sunset Pink and (KRD) Knoll Red.

Note: Drawer behind doors list pricing is as follows: 1=\$250

Hanging rails and other accessories are not included and must be ordered separately. Hanging rails are included with 24" and 30" wide lateral drawers only. (See *Tower Accessories for pricing and order entry information*)

Half depth adjustable shelves and coat hooks may be ordered separately allowing the cupboard area of the 15", 24" and 30" wide towers to support binders as well as shorter coats. (See *Tower Accessories for pricing and order entry information*)

Single door towers: Include (2) locks. Double door towers: Include (2) locks. Wardrobe towers: Include (3) locks. 15" wide Side Access Bookcase and Display towers: Include (1) lock. 24" wide Side Access Bookcase and Display towers: Include (2) locks

Critical Dimensions

Dimensions under, **w**, **d** and **h** are actual to the nearest ¹/₁₆"

42", 50", 57" and 64" Tower Internal Dimensions

- Box and M drawer height: 4³/₁₆"
- Box and M drawer width: 12¹/₁₆"
- Box and M drawer depth: 18³/₈"
- File drawer height: 9¹/₄"
- File drawer width: 12¹/₁₆"
- File drawer depth: 18³/₈"

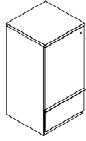
Note: All towers are configured from the top down with standard combinations of box and file drawers.

Storage Towers Morrison Front

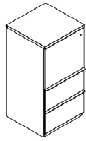
24" Wide Storage Towers

Series 2 Storage

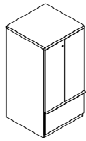
description	type	w	d	h	lock	pattern no.	P1	P2	P3
50" High Single Door tower with wide drawer (left hand shown)	left hand	23 7/8"	23 1/2"	48 5/16"	Y	MT3SLH5024WL	\$1,650.	\$1,734.	\$1,819.
	right hand	23 7/8"	23 1/2"	48 5/16"	Y	MT3SRH5024WL	1,650.	1,734.	1,819.



50" High Single Door tower with two wide drawers (left hand shown)	left hand	23 7/8"	23 1/2"	48 5/16"	Y	MT3SLH5024WWL	1,960.	2,057.	2,162.
	right hand	23 7/8"	23 1/2"	48 5/16"	Y	MT3SRH5024WWL	1,960.	2,057.	2,162.



50" High Double Door tower with one wide drawer		23 7/8"	23 1/2"	48 5/16"	Y	MT3D5024WL	1,992.	2,092.	2,196.
---	--	---------	---------	----------	---	------------	--------	--------	--------



Order Code

Example:	MT3SBLH5724BBFL-NJ
MT3	Series 2 Morrison Front
SB	Side Access Bookcase
LH	Left Hand Access
57	57" High
24	24" Wide
B	Box Drawer
B	Box Drawer
F	File Drawer
L	Locking
NJ	Medium Grey paint finish

Specification Information

For non-locking towers, deduct \$60 from the list price for single and double door units or \$75 list for units with wardrobe. Substitute the "L" suffix with a "N" within the pattern number to designate a non-locking unit, example (MT3SLH6424BBFN)

"M" drawers consisting of a box drawer body with a file drawer head are available by substituting any two "B" or any one "F" character within the pattern number, example (MT3SLH6424MFN). Multiple "M" drawers may be specified providing they equal the total modules available.

A 6" drawer, behind a cupboard door is available by adding the numeral 1 to the end of the pattern number, example (MT3SLH6424BBFL1)

Single door towers: Include (2) locks. Double door towers: Include (2) locks. Wardrobe towers: Include (3) locks. 15" wide Side Access Bookcase and Display towers: Include (1) lock. 24" wide Side Access Bookcase and Display towers: Include (2) locks

Note: 6" drawer behind doors are not available within the wardrobe portion of towers. Drawers behind doors can be specified with fronts painted in one of 6 accent colors. If an accent color is not selected the fronts will be painted black. Accent colors include, (MEY) Memo Yellow, (MRG) Marine Grey, (SFG) Seafoam Green, (REG) Robbins Egg Blue, (SSP) Sunset Pink and (KRD) Knoll Red.

Note: Drawer behind door list pricing is as follows: 1=\$250

Application Notes

Hanging rails and other accessories are not included and must be ordered separately. Hanging rails are included for 24" and 30" wide lateral drawers only. (See Tower Accessories for pricing and order entry information)

Half depth adjustable shelves and coat hooks may be ordered separately allowing the cupboard area of the 15", 24" and 30" wide towers to support binders as well as shorter coats. (See Tower Accessories for pricing and order entry information)

Critical Dimensions

Dimensions under, **w**, **d** and **h** are actual to the nearest 1/16"

50", 57" and 64" Tower Internal Dimensions

- Box and M drawer height: 4 3/16"
- Box and M drawer width: 12 1/16"
- Box and M drawer depth: 18 3/8"
- File drawer height: 9 1/4"
- File drawer width: 12 1/16"
- File drawer depth: 18 3/8"
- Wide drawer height: 9 7/16"
- Wide drawer width: 20 3/4"
- Wide drawer depth: 22 7/8"

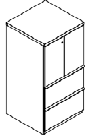
Note: All towers are configured from the top down with standard combinations of box and file drawers.

Storage Towers Morrison Front

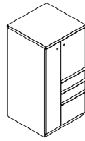
24" Wide Storage Towers

Series 2 Storage

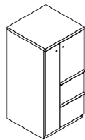
description	type	w	d	h	lock	pattern no.	P1	P2	P3
50" High Double Door tower with two wide drawers		23 7/8"	23 1/2"	48 5/16"	Y	MT3D5024WWL	\$2,287.	\$2,401.	\$2,522.



50" High tower with two box and one file drawer and door and wardrobe (left hand shown)	left hand	23 7/8"	23 1/2"	48 5/16"	Y	MT3WSLH5024BBFL	2,321.	2,437.	2,559.
	right hand	23 7/8"	23 1/2"	48 5/16"	Y	MT3WSRH5024BBFL	2,321.	2,437.	2,559.



50" High tower with two file drawers and door and wardrobe (left hand shown)	left hand	23 7/8"	23 1/2"	48 5/16"	Y	MT3WSLH5024FFL	1,889.	1,983.	2,082.
	right hand	23 7/8"	23 1/2"	48 5/16"	Y	MT3WSRH5024FFL	1,889.	1,983.	2,082.



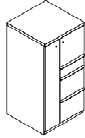
Order Code	Specification Information	Critical Dimensions																				
<p>Example: MT3SBLH5724BBFL-NJ</p> <table border="1"> <tr> <td>MT3</td> <td>Series 2 Morrison Front</td> </tr> <tr> <td>SB</td> <td>Side Access Bookcase</td> </tr> <tr> <td>LH</td> <td>Left Hand Access</td> </tr> <tr> <td>57</td> <td>57" High</td> </tr> <tr> <td>24</td> <td>24" Wide</td> </tr> <tr> <td>B</td> <td>Box Drawer</td> </tr> <tr> <td>B</td> <td>Box Drawer</td> </tr> <tr> <td>F</td> <td>File Drawer</td> </tr> <tr> <td>L</td> <td>Locking</td> </tr> <tr> <td>NJ</td> <td>Medium Grey paint finish</td> </tr> </table>	MT3	Series 2 Morrison Front	SB	Side Access Bookcase	LH	Left Hand Access	57	57" High	24	24" Wide	B	Box Drawer	B	Box Drawer	F	File Drawer	L	Locking	NJ	Medium Grey paint finish	<p>For non-locking towers, deduct \$60 from the list price for single and double door units or \$75 list for units with wardrobe. Substitute the "L" suffix with a "N" within the pattern number to designate a non-locking unit, example (MT3SLH6424BBFN)</p> <p>"M" drawers consisting of a box drawer body with a file drawer head are available by substituting any two "B" or any one "F" character within the pattern number, example (MT3SLH6424MFN). Multiple "M" drawers may be specified providing they equal the total modules available.</p> <p>A 6" drawer, behind a cupboard door is available by adding the numeral 1 to the end of the pattern number, example (MT3SLH6424BBFL1)</p> <p>Single door towers: Include (2) locks. Double door towers: Include (2) locks. Wardrobe towers: Include (3) locks. 15" wide Side Access Bookcase and Display towers: Include (1) lock. 24" wide Side Access Bookcase and Display towers: Include (2) locks</p>	<p>Dimensions under, w, d and h are actual to the nearest 1/16"</p> <p>50", 57" and 64" Tower Internal Dimensions</p> <ul style="list-style-type: none"> • Box and M drawer height: 4 5/16" • Box and M drawer width: 12 1/16" • Box and M drawer depth: 18 3/8" • File drawer height: 9 1/4" • File drawer width: 12 1/16" • File drawer depth: 18 3/8" • Wide drawer height: 9 7/16" • Wide drawer width: 20 3/4" • Wide drawer depth: 22 7/8" <p>Note: All towers are configured from the top down with standard combinations of box and file drawers.</p>
MT3	Series 2 Morrison Front																					
SB	Side Access Bookcase																					
LH	Left Hand Access																					
57	57" High																					
24	24" Wide																					
B	Box Drawer																					
B	Box Drawer																					
F	File Drawer																					
L	Locking																					
NJ	Medium Grey paint finish																					
	<p>Note: 6" drawer behind doors are not available within the wardrobe portion of towers. Drawers behind doors can be specified with fronts painted in one of 6 accent colors. If an accent color is not selected the fronts will be painted black. Accent colors include, (MEY) Memo Yellow, (MRG) Marine Grey, (SFG) Seafoam Green, (REG) Robbins Egg Blue, (SSP) Sunset Pink and (KRD) Knoll Red.</p> <p>Note: Drawer behind door list pricing is as follows: 1=\$250</p>																					
	<p>Application Notes</p> <p>Hanging rails and other accessories are not included and must be ordered separately. Hanging rails are included for 24" and 30" wide lateral drawers only. (See <i>Tower Accessories for pricing and order entry information</i>)</p> <p>Half depth adjustable shelves and coat hooks may be ordered separately allowing the cupboard area of the 15", 24" and 30" wide towers to support binders as well as shorter coats. (See <i>Tower Accessories for pricing and order entry information</i>)</p>																					

Storage Towers Morrison Front

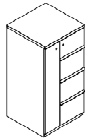
24" Wide Storage Towers

Series 2 Storage

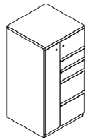
description	type	w	d	h	lock	pattern no.	P1	P2	P3
50" High tower with one box and two file drawers and door and wardrobe (left hand shown)	left hand	23 7/8"	23 1/2"	48 5/16"	Y	MT3WSLH5024BBFFL	\$2,260.	\$2,373.	\$2,492.
	right hand	23 7/8"	23 1/2"	48 5/16"	Y	MT3WSRH5024BBFFL	2,260.	2,373.	2,492.



50" High tower with three file drawers and door and wardrobe (left hand shown)	left hand	23 7/8"	23 1/2"	48 5/16"	Y	MT3WSLH5024FFFL	2,274.	2,386.	2,507.
	right hand	23 7/8"	23 1/2"	48 5/16"	Y	MT3WSRH5024FFFL	2,274.	2,386.	2,507.



50" High tower with two box and two file drawers and door and wardrobe (left hand shown)	left hand	23 7/8"	23 1/2"	48 5/16"	Y	MT3WSLH5024BBFFL	2,481.	2,606.	2,736.
	right hand	23 7/8"	23 1/2"	48 5/16"	Y	MT3WSRH5024BBFFL	2,481.	2,606.	2,736.



Order Code	Specification Information	Critical Dimensions																				
<p>Example: MT3SBLH5724BBFL-NJ</p> <table border="1"> <tr> <td>MT3</td> <td>Series 2 Morrison Front</td> </tr> <tr> <td>SB</td> <td>Side Access Bookcase</td> </tr> <tr> <td>LH</td> <td>Left Hand Access</td> </tr> <tr> <td>57</td> <td>57" High</td> </tr> <tr> <td>24</td> <td>24" Wide</td> </tr> <tr> <td>B</td> <td>Box Drawer</td> </tr> <tr> <td>B</td> <td>Box Drawer</td> </tr> <tr> <td>F</td> <td>File Drawer</td> </tr> <tr> <td>L</td> <td>Locking</td> </tr> <tr> <td>NJ</td> <td>Medium Grey paint finish</td> </tr> </table>	MT3	Series 2 Morrison Front	SB	Side Access Bookcase	LH	Left Hand Access	57	57" High	24	24" Wide	B	Box Drawer	B	Box Drawer	F	File Drawer	L	Locking	NJ	Medium Grey paint finish	<p>For non-locking towers, deduct \$60 from the list price for single and double door units or \$75 list for units with wardrobe. Substitute the "L" suffix with a "N" within the pattern number to designate a non-locking unit, example (MT3SLH6424BBFN)</p> <p>"M" drawers consisting of a box drawer body with a file drawer head are available by substituting any two "B" or any one "F" character within the pattern number, example (MT3SLH6424MFN). Multiple "M" drawers may be specified providing they equal the total modules available.</p> <p>A 6" drawer, behind a cupboard door is available by adding the numeral 1 to the end of the pattern number, example (MT3SLH6424BBFL1)</p> <p>Single door towers: Include (2) locks. Double door towers: Include (2) locks. Wardrobe towers: Include (3) locks. 15" wide Side Access Bookcase and Display towers: Include (1) lock. 24" wide Side Access Bookcase and Display towers: Include (2) locks</p>	<p>Dimensions under, w, d and h are actual to the nearest 1/16"</p> <p>50", 57" and 64" Tower Internal Dimensions</p> <ul style="list-style-type: none"> Box and M drawer height: 4 5/16" Box and M drawer width: 12 1/16" Box and M drawer depth: 18 3/8" File drawer height: 9 1/4" File drawer width: 12 1/16" File drawer depth: 18 3/8" Wide drawer height: 9 7/16" Wide drawer width: 20 3/4" Wide drawer depth: 22 7/8" <p>Note: All towers are configured from the top down with standard combinations of box and file drawers.</p>
MT3	Series 2 Morrison Front																					
SB	Side Access Bookcase																					
LH	Left Hand Access																					
57	57" High																					
24	24" Wide																					
B	Box Drawer																					
B	Box Drawer																					
F	File Drawer																					
L	Locking																					
NJ	Medium Grey paint finish																					
	<p>Note: 6" drawer behind doors are not available within the wardrobe portion of towers. Drawers behind doors can be specified with fronts painted in one of 6 accent colors. If an accent color is not selected the fronts will be painted black. Accent colors include, (MEY) Memo Yellow, (MRG) Marine Grey, (SFG) Seafoam Green, (REG) Robbins Egg Blue, (SSP) Sunset Pink and (KRD) Knoll Red.</p> <p>Note: Drawer behind door list pricing is as follows: 1=\$250</p>																					
	<p>Application Notes</p> <p>Hanging rails and other accessories are not included and must be ordered separately. Hanging rails are included for 24" and 30" wide lateral drawers only. (See <i>Tower Accessories for pricing and order entry information</i>)</p> <p>Half depth adjustable shelves and coat hooks may be ordered separately allowing the cupboard area of the 15", 24" and 30" wide towers to support binders as well as shorter coats. (See <i>Tower Accessories for pricing and order entry information</i>)</p>																					

Storage Towers Morrison Front

24" Wide Storage Towers

Series 2 Storage

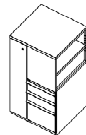
description	type	w	d	h	lock	pattern no.	P1	P2	P3
42" High Side Access Bookcase with two box and one file drawer with wardrobe (left hand shown)	left hand	23 7/8"	23 1/2"	41 5/16"	Y	MT3WSBLH4224BBFL	\$2,355.	\$2,471.	\$2,596.
	right hand	23 7/8"	23 1/2"	41 5/16"	Y	MT3WSBRH4224BBFL	2,355.	2,471.	2,596.



42" High Side Access Bookcase with two file drawers with wardrobe (left hand shown)	left hand	23 7/8"	23 1/2"	41 5/16"	Y	MT3WSBLH4224FFL	2,264.	2,375.	2,497.
	right hand	23 7/8"	23 1/2"	41 5/16"	Y	MT3WSBRH4224FFL	2,264.	2,375.	2,497.



50" High Side Access Bookcase with two box and one file drawer with wardrobe (left hand shown)	left hand	23 7/8"	23 1/2"	48 5/16"	Y	MT3WSBLH5024BBFL	2,365.	2,481.	2,606.
	right hand	23 7/8"	23 1/2"	48 5/16"	Y	MT3WSBRH5024BBFL	2,365.	2,481.	2,606.



Order Code

Example:	MT3SBLH5724BBFL-NJ
MT3	Series 2 Morrison Front
SB	Side Access Bookcase
LH	Left Hand Access
57	57" High
24	24" Wide
B	Box Drawer
B	Box Drawer
F	File Drawer
L	Locking
NJ	Medium Grey paint finish

Specification Information

For non-locking towers, deduct \$60 from the list price for single and double door units or \$75 list for units with wardrobe. Substitute the "L" suffix with a "N" within the pattern number to designate a non-locking unit, example (MT3SLH6424BBFN)

"M" drawers consisting of a box drawer body with a file drawer head are available by substituting any two "B" or any one "F" character within the pattern number, example (MT3SLH6424MFN). Multiple "M" drawers may be specified providing they equal the total modules available.

A 6" drawer, behind a cupboard door is available by adding the numeral 1 to the end of the pattern number, example (MT3SLH6424BBFL1)

Single door towers: Include (2) locks. Double door towers: Include (2) locks. Wardrobe towers: Include (3) locks. 15" wide Side Access Bookcase and Display towers: Include (1) lock. 24" wide Side Access Bookcase and Display towers: Include (2) locks

Note: 6" drawer behind doors are not available within the wardrobe portion of towers. Drawers behind doors can be specified with fronts painted in one of 6 accent colors. If an accent color is not selected the fronts will be painted black. Accent colors include, (MEY) Memo Yellow, (MRG) Marine Grey, (SFG) Seafoam Green, (REG) Robbins Egg Blue, (SSP) Sunset Pink and (KRD) Knoll Red.

Note: Drawer behind door list pricing is as follows: 1=\$250

Application Notes

Hanging rails and other accessories are not included and must be ordered separately. Hanging rails are included for 24" and 30" wide lateral drawers only. (See Tower Accessories for pricing and order entry information)

Half depth adjustable shelves and coat hooks may be ordered separately allowing the cupboard area of the 15", 24" and 30" wide towers to support binders as well as shorter coats. (See Tower Accessories for pricing and order entry information)

Critical Dimensions

Dimensions under, **w**, **d** and **h** are actual to the nearest 1/16"

50", 57" and 64" Tower Internal Dimensions

- Box and M drawer height: 4 5/16"
- Box and M drawer width: 12 1/16"
- Box and M drawer depth: 18 3/8"
- File drawer height: 9 1/4"
- File drawer width: 12 1/16"
- File drawer depth: 18 3/8"
- Wide drawer height: 9 7/16"
- Wide drawer width: 20 3/4"
- Wide drawer depth: 22 7/8"

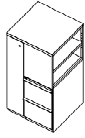
Note: All towers are configured from the top down with standard combinations of box and file drawers.

Storage Towers Morrison Front

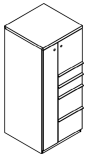
24" Wide Storage Towers

Series 2 Storage

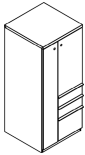
description	type	w	d	h	lock	pattern no.	P1	P2	P3
50" High Side Access Bookcase with two file drawers with wardrobe (left hand shown)	left hand	23 7/8"	23 1/2"	48 7/16"	Y	MT3WSBLH5024FFL	\$2,274.	\$2,386.	\$2,507.
	right hand	23 7/8"	23 1/2"	48 7/16"	Y	MT3WSBRH5024FFL	2,274.	2,386.	2,507.



57" High tower with two box and two file drawers and door and wardrobe (left hand shown)	left hand	23 7/8"	23 1/2"	56 7/16"	Y	MT3WSLH5724BBFFL	2,536.	2,916.	3,041.
	right hand	23 7/8"	23 1/2"	56 7/16"	Y	MT3WSRH5724BBFFL	2,536.	2,916.	3,041.



57" High tower with two box and one file drawer and door and wardrobe (left hand shown)	left hand	23 7/8"	23 1/2"	56 7/16"	Y	MT3WSLH5724BBFL	2,413.	2,775.	2,893.
	right hand	23 7/8"	23 1/2"	56 7/16"	Y	MT3WSRH5724BBFL	2,413.	2,775.	2,893.



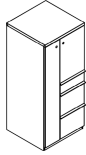
Order Code	Specification Information	Critical Dimensions																				
<p>Example: MT3SBLH5724BBFL-NJ</p> <table border="1"> <tr> <td>MT3</td> <td>Series 2 Morrison Front</td> </tr> <tr> <td>SB</td> <td>Side Access Bookcase</td> </tr> <tr> <td>LH</td> <td>Left Hand Access</td> </tr> <tr> <td>57</td> <td>57" High</td> </tr> <tr> <td>24</td> <td>24" Wide</td> </tr> <tr> <td>B</td> <td>Box Drawer</td> </tr> <tr> <td>B</td> <td>Box Drawer</td> </tr> <tr> <td>F</td> <td>File Drawer</td> </tr> <tr> <td>L</td> <td>Locking</td> </tr> <tr> <td>NJ</td> <td>Medium Grey paint finish</td> </tr> </table>	MT3	Series 2 Morrison Front	SB	Side Access Bookcase	LH	Left Hand Access	57	57" High	24	24" Wide	B	Box Drawer	B	Box Drawer	F	File Drawer	L	Locking	NJ	Medium Grey paint finish	<p>For non-locking towers, deduct \$60 from the list price for single and double door units or \$75 list for units with wardrobe. Substitute the "L" suffix with a "N" within the pattern number to designate a non-locking unit, example (MT3SLH6424BBFN)</p> <p>"M" drawers consisting of a box drawer body with a file drawer head are available by substituting any two "B" or any one "F" character within the pattern number, example (MT3SLH6424MFN). Multiple "M" drawers may be specified providing they equal the total modules available.</p> <p>A 6" drawer, behind a cupboard door is available by adding the numeral 1 to the end of the pattern number, example (MT3SLH6424BBFL1)</p> <p>Single door towers: Include (2) locks. Double door towers: Include (2) locks. Wardrobe towers: Include (3) locks. 15" wide Side Access Bookcase and Display towers: Include (1) lock. 24" wide Side Access Bookcase and Display towers: Include (2) locks</p>	<p>Dimensions under, w, d and h are actual to the nearest 1/16"</p> <p>50", 57" and 64" Tower Internal Dimensions</p> <ul style="list-style-type: none"> Box and M drawer height: 4 7/16" Box and M drawer width: 12 1/16" Box and M drawer depth: 18 3/8" File drawer height: 9 1/4" File drawer width: 12 1/16" File drawer depth: 18 3/8" Wide drawer height: 9 7/16" Wide drawer width: 20 3/4" Wide drawer depth: 22 7/8" <p>Note: All towers are configured from the top down with standard combinations of box and file drawers.</p>
MT3	Series 2 Morrison Front																					
SB	Side Access Bookcase																					
LH	Left Hand Access																					
57	57" High																					
24	24" Wide																					
B	Box Drawer																					
B	Box Drawer																					
F	File Drawer																					
L	Locking																					
NJ	Medium Grey paint finish																					
	<p>Note: 6" drawer behind doors are not available within the wardrobe portion of towers. Drawers behind doors can be specified with fronts painted in one of 6 accent colors. If an accent color is not selected the fronts will be painted black. Accent colors include, (MEY) Memo Yellow, (MGR) Marine Grey, (SFG) Seafoam Green, (REG) Robbins Egg Blue, (SSP) Sunset Pink and (KRD) Knoll Red.</p> <p>Note: Drawer behind door list pricing is as follows: 1=\$250</p>																					
	<p>Application Notes</p> <p>Hanging rails and other accessories are not included and must be ordered separately. Hanging rails are included for 24" and 30" wide lateral drawers only. (See <i>Tower Accessories for pricing and order entry information</i>)</p> <p>Half depth adjustable shelves and coat hooks may be ordered separately allowing the cupboard area of the 15", 24" and 30" wide towers to support binders as well as shorter coats. (See <i>Tower Accessories for pricing and order entry information</i>)</p>																					

Storage Towers Morrison Front

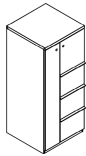
24" Wide Storage Towers

Series 2 Storage

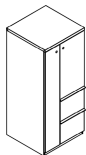
description	type	w	d	h	lock	pattern no.	P1	P2	P3
57" High tower with one box and two file drawers and door and wardrobe (left hand shown)	left hand	23 7/8"	23 1/2"	56 3/16"	Y	MT3WSLH5724BFFL	\$2,329.	\$2,678.	\$2,792.
	right hand	23 7/8"	23 1/2"	56 3/16"	Y	MT3WSRH5724BFFL	2,329.	2,678.	2,792.



57" High tower with three file drawers and door and wardrobe (left hand shown)	left hand	23 7/8"	23 1/2"	56 3/16"	Y	MT3WSLH5724FFFL	2,330.	2,679.	2,794.
	right hand	23 7/8"	23 1/2"	56 3/16"	Y	MT3WSRH5724FFFL	2,330.	2,679.	2,794.



57" High tower with two file drawers and door and wardrobe (left hand shown)	left hand	23 7/8"	23 1/2"	56 3/16"	Y	MT3WSLH5724FFL	1,949.	2,241.	2,338.
	right hand	23 7/8"	23 1/2"	56 3/16"	Y	MT3WSRH5724FFL	1,949.	2,241.	2,338.



Order Code

Example:	MT3SBLH5724BBFL-NJ
MT3	Series 2 Morrison Front
SB	Side Access Bookcase
LH	Left Hand Access
57	57" High
24	24" Wide
B	Box Drawer
B	Box Drawer
F	File Drawer
L	Locking
NJ	Medium Grey paint finish

Specification Information

For non-locking towers, deduct \$60 from the list price for single and double door units or \$75 list for units with wardrobe. Substitute the "L" suffix with a "N" within the pattern number to designate a non-locking unit, example (MT3SLH6424BBFN)

"M" drawers consisting of a box drawer body with a file drawer head are available by substituting any two "B" or any one "F" character within the pattern number, example (MT3SLH6424MFN). Multiple "M" drawers may be specified providing they equal the total modules available.

A 6" drawer, behind a cupboard door is available by adding the numeral 1 to the end of the pattern number, example (MT3SLH6424BBFL1)

Single door towers: Include (2) locks. Double door towers: Include (2) locks. Wardrobe towers: Include (3) locks. 15" wide Side Access Bookcase and Display towers: Include (1) lock. 24" wide Side Access Bookcase and Display towers: Include (2) locks

Note: 6" drawer behind doors are not available within the wardrobe portion of towers. Drawers behind doors can be specified with fronts painted in one of 6 accent colors. If an accent color is not selected the fronts will be painted black. Accent colors include, (MEY) Memo Yellow, (MRG) Marine Grey, (SFG) Seafoam Green, (REG) Robbins Egg Blue, (SSP) Sunset Pink and (KRD) Knoll Red.

Note: Drawer behind door list pricing is as follows: 1=\$250

Application Notes

Hanging rails and other accessories are not included and must be ordered separately. Hanging rails are included for 24" and 30" wide lateral drawers only. (See *Tower Accessories for pricing and order entry information*)

Half depth adjustable shelves and coat hooks may be ordered separately allowing the cupboard area of the 15", 24" and 30" wide towers to support binders as well as shorter coats. (See *Tower Accessories for pricing and order entry information*)

Critical Dimensions

Dimensions under, **w**, **d** and **h** are actual to the nearest 1/16"

50", 57" and 64" Tower Internal Dimensions

- Box and M drawer height: 4 3/16"
- Box and M drawer width: 12 1/16"
- Box and M drawer depth: 18 3/8"
- File drawer height: 9 1/4"
- File drawer width: 12 1/16"
- File drawer depth: 18 3/8"
- Wide drawer height: 9 7/16"
- Wide drawer width: 20 3/4"
- Wide drawer depth: 22 7/8"

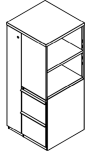
Note: All towers are configured from the top down with standard combinations of box and file drawers.

Storage Towers Morrison Front

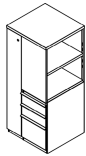
24" Wide Storage Towers

Series 2 Storage

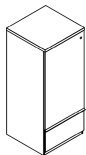
description	type	w	d	h	lock	pattern no.	P1	P2	P3
57" High Side Access Bookcase with two file drawers with wardrobe (left hand shown)	left hand	23 ⁷ / ₈ "	23 ¹ / ₂ "	56 ³ / ₁₆ "	Y	MT3WSBLH5724FFL	\$2,369.	\$2,725.	\$2,842.
	right hand	23 ⁷ / ₈ "	23 ¹ / ₂ "	56 ³ / ₁₆ "	Y	MT3WSBRH5724FFL	2,369.	2,725.	2,842.



57" High Side Access Bookcase with two box and one file drawer with wardrobe (left hand shown)	left hand	23 ⁷ / ₈ "	23 ¹ / ₂ "	56 ³ / ₁₆ "	Y	MT3WSBLH5724BBFL	2,459.	2,827.	2,948.
	right hand	23 ⁷ / ₈ "	23 ¹ / ₂ "	56 ³ / ₁₆ "	Y	MT3WSBRH5724BBFL	2,459.	2,827.	2,948.



57" High Single Door tower with wide drawer (left hand shown)	left hand	23 ⁷ / ₈ "	23 ¹ / ₂ "	56 ³ / ₁₆ "	Y	MT3SLH5724WL	1,713.	1,970.	2,054.
	right hand	23 ⁷ / ₈ "	23 ¹ / ₂ "	56 ³ / ₁₆ "	Y	MT3SRH5724WL	1,713.	1,970.	2,054.



Order Code

Example:	MT3SBLH5724BBFL-NJ
MT3	Series 2 Morrison Front
SB	Side Access Bookcase
LH	Left Hand Access
57	57" High
24	24" Wide
B	Box Drawer
B	Box Drawer
F	File Drawer
L	Locking
NJ	Medium Grey paint finish

Specification Information

For non-locking towers, deduct \$60 from the list price for single and double door units or \$75 list for units with wardrobe. Substitute the "L" suffix with a "N" within the pattern number to designate a non-locking unit, example (MT3SLH6424BBFN)

"M" drawers consisting of a box drawer body with a file drawer head are available by substituting any two "B" or any one "F" character within the pattern number, example (MT3SLH6424MFN). Multiple "M" drawers may be specified providing they equal the total modules available.

A 6" drawer, behind a cupboard door is available by adding the numeral 1 to the end of the pattern number, example (MT3SLH6424BBFL1)

Single door towers: Include (2) locks. Double door towers: Include (2) locks. Wardrobe towers: Include (3) locks. 15" wide Side Access Bookcase and Display towers: Include (1) lock. 24" wide Side Access Bookcase and Display towers: Include (2) locks

Note: 6" drawer behind doors are not available within the wardrobe portion of towers. Drawers behind doors can be specified with fronts painted in one of 6 accent colors. If an accent color is not selected the fronts will be painted black. Accent colors include, (MEY) Memo Yellow, (MRG) Marine Grey, (SFG) Seafoam Green, (REG) Robbins Egg Blue, (SSP) Sunset Pink and (KRD) Knoll Red.

Note: Drawer behind door list pricing is as follows: 1=\$250

Application Notes

Hanging rails and other accessories are not included and must be ordered separately. Hanging rails are included for 24" and 30" wide lateral drawers only. (See *Tower Accessories for pricing and order entry information*)

Half depth adjustable shelves and coat hooks may be ordered separately allowing the cupboard area of the 15", 24" and 30" wide towers to support binders as well as shorter coats. (See *Tower Accessories for pricing and order entry information*)

Critical Dimensions

Dimensions under, **w**, **d** and **h** are actual to the nearest 1/16"

50", 57" and 64" Tower Internal Dimensions

- Box and M drawer height: 4³/₁₆"
- Box and M drawer width: 12¹/₁₆"
- Box and M drawer depth: 18³/₈"
- File drawer height: 9¹/₄"
- File drawer width: 12¹/₁₆"
- File drawer depth: 18³/₈"
- Wide drawer height: 9⁷/₁₆"
- Wide drawer width: 20³/₄"
- Wide drawer depth: 22⁷/₈"

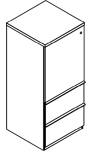
Note: All towers are configured from the top down with standard combinations of box and file drawers.

Storage Towers Morrison Front

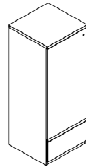
24" Wide Storage Towers

Series 2 Storage

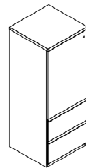
description	type	w	d	h	lock	pattern no.	P1	P2	P3
57" High Single Door tower with two wide drawers (left hand shown)	left hand	23 7/8"	23 1/2"	56 3/16"	Y	MT3SLH5724WWL	\$2,035.	\$2,341.	\$2,442.
	right hand	23 7/8"	23 1/2"	56 3/16"	Y	MT3SRH5724WWL	2,035.	2,341.	2,442.



64" High Single Door tower with wide drawer (left hand shown)	left hand	23 7/8"	23 1/2"	63 5/16"	Y	MT3SLH6424WL	1,773.	1,862.	1,955.
	right hand	23 7/8"	23 1/2"	63 5/16"	Y	MT3SRH6424WL	1,773.	1,862.	1,955.



64" High Single Door tower with two wide drawers (left hand shown)	left hand	23 7/8"	23 1/2"	63 5/16"	Y	MT3SLH6424WWL	2,051.	2,153.	2,261.
	right hand	23 7/8"	23 1/2"	63 5/16"	Y	MT3SRH6424WWL	2,051.	2,153.	2,261.



Order Code

Example:	MT3SBLH5724BBFL-NJ
MT3	Series 2 Morrison Front
SB	Side Access Bookcase
LH	Left Hand Access
57	57" High
24	24" Wide
B	Box Drawer
B	Box Drawer
F	File Drawer
L	Locking
NJ	Medium Grey paint finish

Specification Information

For non-locking towers, deduct \$60 from the list price for single and double door units or \$75 list for units with wardrobe. Substitute the "L" suffix with a "N" within the pattern number to designate a non-locking unit, example (MT3SLH6424BBFN)

"M" drawers consisting of a box drawer body with a file drawer head are available by substituting any two "B" or any one "F" character within the pattern number, example (MT3SLH6424MFN). Multiple "M" drawers may be specified providing they equal the total modules available.

A 6" drawer, behind a cupboard door is available by adding the numeral 1 to the end of the pattern number, example (MT3SLH6424BBFL1)

Single door towers: Include (2) locks. Double door towers: Include (2) locks. Wardrobe towers: Include (3) locks. 15" wide Side Access Bookcase and Display towers: Include (1) lock. 24" wide Side Access Bookcase and Display towers: Include (2) locks

Note: 6" drawer behind doors are not available within the wardrobe portion of towers. Drawers behind doors can be specified with fronts painted in one of 6 accent colors. If an accent color is not selected the fronts will be painted black. Accent colors include, (MEY) Memo Yellow, (MRG) Marine Grey, (SFG) Seafoam Green, (REG) Robbins Egg Blue, (SSP) Sunset Pink and (KRD) Knoll Red.

Note: Drawer behind door list pricing is as follows: 1=\$250

Application Notes

Hanging rails and other accessories are not included and must be ordered separately. Hanging rails are included for 24" and 30" wide lateral drawers only. (See Tower Accessories for pricing and order entry information)

Half depth adjustable shelves and coat hooks may be ordered separately allowing the cupboard area of the 15", 24" and 30" wide towers to support binders as well as shorter coats. (See Tower Accessories for pricing and order entry information)

Critical Dimensions

Dimensions under, **w**, **d** and **h** are actual to the nearest 1/16"

50", 57" and 64" Tower Internal Dimensions

- Box and M drawer height: 4 3/16"
- Box and M drawer width: 12 1/16"
- Box and M drawer depth: 18 3/8"
- File drawer height: 9 1/4"
- File drawer width: 12 1/16"
- File drawer depth: 18 3/8"
- Wide drawer height: 9 7/16"
- Wide drawer width: 20 3/4"
- Wide drawer depth: 22 7/8"

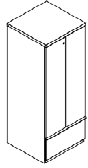
Note: All towers are configured from the top down with standard combinations of box and file drawers.

Storage Towers Morrison Front

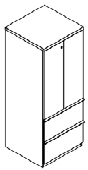
24" Wide Storage Towers

Series 2 Storage

description	type	w	d	h	lock	pattern no.	P1	P2	P3
64" High Double Door tower with one wide drawer		23 ⁷ / ₈ "	23 ¹ / ₂ "	63 ³ / ₁₆ "	Y	MT3D6424WL	\$2,072.	\$2,175.	\$2,284.



64" High Double Door tower with two wide drawers		23 ⁷ / ₈ "	23 ¹ / ₂ "	63 ³ / ₁₆ "	Y	MT3D6424WWL	2,458.	2,579.	2,708.
--	--	----------------------------------	----------------------------------	-----------------------------------	---	--------------------	--------	--------	--------



Order Code

Example:	MT3SBLH5724BBFL-NJ
MT3	Series 2 Morrison Front
SB	Side Access Bookcase
LH	Left Hand Access
57	57" High
24	24" Wide
B	Box Drawer
B	Box Drawer
F	File Drawer
L	Locking
NJ	Medium Grey paint finish

Specification Information

For non-locking towers, deduct \$60 from the list price for single and double door units or \$75 list for units with wardrobe. Substitute the "L" suffix with a "N" within the pattern number to designate a non-locking unit, example (MT3SLH6424BBFN)

"M" drawers consisting of a box drawer body with a file drawer head are available by substituting any two "B" or any one "F" character within the pattern number, example (MT3SLH6424MFN). Multiple "M" drawers may be specified providing they equal the total modules available.

A 6" drawer, behind a cupboard door is available by adding the numeral 1 to the end of the pattern number, example (MT3SLH6424BBFL1)

Single door towers: Include (2) locks. Double door towers: Include (2) locks. Wardrobe towers: Include (3) locks. 15" wide Side Access Bookcase and Display towers: Include (1) lock. 24" wide Side Access Bookcase and Display towers: Include (2) locks

Note: 6" drawer behind doors are not available within the wardrobe portion of towers. Drawers behind doors can be specified with fronts painted in one of 6 accent colors. If an accent color is not selected the fronts will be painted black. Accent colors include, (MEY) Memo Yellow, (MRG) Marine Grey, (SFG) Seafoam Green, (REG) Robbins Egg Blue, (SSP) Sunset Pink and (KRD) Knoll Red.

Note: Drawer behind door list pricing is as follows: 1=\$250

Application Notes

Hanging rails and other accessories are not included and must be ordered separately. Hanging rails are included for 24" and 30" wide lateral drawers only. (See *Tower Accessories for pricing and order entry information*)

Half depth adjustable shelves and coat hooks may be ordered separately allowing the cupboard area of the 15", 24" and 30" wide towers to support binders as well as shorter coats. (See *Tower Accessories for pricing and order entry information*)

Critical Dimensions

Dimensions under, **w**, **d** and **h** are actual to the nearest 1/16"

50", 57" and 64" Tower Internal Dimensions

- Box and M drawer height: 4³/₁₆"
- Box and M drawer width: 12¹/₁₆"
- Box and M drawer depth: 18³/₈"
- File drawer height: 9¹/₄"
- File drawer width: 12¹/₁₆"
- File drawer depth: 18³/₈"
- Wide drawer height: 9⁷/₁₆"
- Wide drawer width: 20³/₄"
- Wide drawer depth: 22⁷/₈"

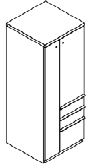
Note: All towers are configured from the top down with standard combinations of box and file drawers.

Storage Towers Morrison Front

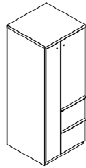
24" Wide Storage Towers

Series 2 Storage

description	type	w	d	h	lock	pattern no.	P1	P2	P3
64" High tower with two box and one file drawer and door and wardrobe (left hand shown)	left hand	23 7/8"	23 1/2"	63 5/16"	Y	MT3WSLH6424BBFL	\$2,504.	\$2,628.	\$2,760.
	right hand	23 7/8"	23 1/2"	63 5/16"	Y	MT3WSRH6424BBFL	2,504.	2,628.	2,760.



64" High tower with two file drawers and door and wardrobe (left hand shown)	left hand	23 7/8"	23 1/2"	63 5/16"	Y	MT3WSLH6424FFL	2,012.	2,112.	2,218.
	right hand	23 7/8"	23 1/2"	63 5/16"	Y	MT3WSRH6424FFL	2,012.	2,112.	2,218.



Order Code

Example:	MT3SBLH5724BBFL-NJ
MT3	Series 2 Morrison Front
SB	Side Access Bookcase
LH	Left Hand Access
57	57" High
24	24" Wide
B	Box Drawer
B	Box Drawer
F	File Drawer
L	Locking
NJ	Medium Grey paint finish

Specification Information

For non-locking towers, deduct \$60 from the list price for single and double door units or \$75 list for units with wardrobe. Substitute the "L" suffix with a "N" within the pattern number to designate a non-locking unit, example (MT3SLH6424BBFN)

"M" drawers consisting of a box drawer body with a file drawer head are available by substituting any two "B" or any one "F" character within the pattern number, example (MT3SLH6424MFN). Multiple "M" drawers may be specified providing they equal the total modules available.

A 6" drawer, behind a cupboard door is available by adding the numeral 1 to the end of the pattern number, example (MT3SLH6424BBFL1)

Single door towers: Include (2) locks. Double door towers: Include (2) locks. Wardrobe towers: Include (3) locks. 15" wide Side Access Bookcase and Display towers: Include (1) lock. 24" wide Side Access Bookcase and Display towers: Include (2) locks

Note: 6" drawer behind doors are not available within the wardrobe portion of towers. Drawers behind doors can be specified with fronts painted in one of 6 accent colors. If an accent color is not selected the fronts will be painted black. Accent colors include, (MEY) Memo Yellow, (MRG) Marine Grey, (SFG) Seafoam Green, (REG) Robbins Egg Blue, (SSP) Sunset Pink and (KRD) Knoll Red.

Note: Drawer behind door list pricing is as follows: 1=\$250

Application Notes

Hanging rails and other accessories are not included and must be ordered separately. Hanging rails are included for 24" and 30" wide lateral drawers only. (See *Tower Accessories for pricing and order entry information*)

Half depth adjustable shelves and coat hooks may be ordered separately allowing the cupboard area of the 15", 24" and 30" wide towers to support binders as well as shorter coats. (See *Tower Accessories for pricing and order entry information*)

Critical Dimensions

Dimensions under, **w**, **d** and **h** are actual to the nearest 1/16"

50", 57" and 64" Tower Internal Dimensions

- Box and M drawer height: 4 5/16"
- Box and M drawer width: 12 1/16"
- Box and M drawer depth: 18 3/8"
- File drawer height: 9 1/4"
- File drawer width: 12 1/16"
- File drawer depth: 18 3/8"
- Wide drawer height: 9 7/16"
- Wide drawer width: 20 3/4"
- Wide drawer depth: 22 7/8"

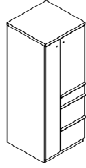
Note: All towers are configured from the top down with standard combinations of box and file drawers.

Storage Towers Morrison Front

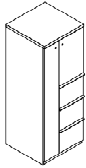
24" Wide Storage Towers

Series 2 Storage

description	type	w	d	h	lock	pattern no.	P1	P2	P3
64" High tower with one box and two file drawers and door and wardrobe (left hand shown)	left hand	23 ⁷ / ₈ "	23 ¹ / ₂ "	63 ⁵ / ₁₆ "	Y	MT3WSLH6424BFFL	\$2,397.	\$2,517.	\$2,642.
	right hand	23 ⁷ / ₈ "	23 ¹ / ₂ "	63 ⁵ / ₁₆ "	Y	MT3WSRH6424BFFL	2,397.	2,517.	2,642.



64" High tower with three file drawers and door and wardrobe (left hand shown)	left hand	23 ⁷ / ₈ "	23 ¹ / ₂ "	63 ⁵ / ₁₆ "	Y	MT3WSLH6424FFFL	2,383.	2,501.	2,627.
	right hand	23 ⁷ / ₈ "	23 ¹ / ₂ "	63 ⁵ / ₁₆ "	Y	MT3WSRH6424FFFL	2,383.	2,501.	2,627.



Order Code

Example:	MT3SBLH5724BBFL-NJ
MT3	Series 2 Morrison Front
SB	Side Access Bookcase
LH	Left Hand Access
57	57" High
24	24" Wide
B	Box Drawer
B	Box Drawer
F	File Drawer
L	Locking
NJ	Medium Grey paint finish

Specification Information

For non-locking towers, deduct \$60 from the list price for single and double door units or \$75 list for units with wardrobe. Substitute the "L" suffix with a "N" within the pattern number to designate a non-locking unit, example (MT3SLH6424BBFN)

"M" drawers consisting of a box drawer body with a file drawer head are available by substituting any two "B" or any one "F" character within the pattern number, example (MT3SLH6424MFN). Multiple "M" drawers may be specified providing they equal the total modules available.

A 6" drawer, behind a cupboard door is available by adding the numeral 1 to the end of the pattern number, example (MT3SLH6424BBFL1)

Single door towers: Include (2) locks. Double door towers: Include (2) locks. Wardrobe towers: Include (3) locks. 15" wide Side Access Bookcase and Display towers: Include (1) lock. 24" wide Side Access Bookcase and Display towers: Include (2) locks

Note: 6" drawer behind doors are not available within the wardrobe portion of towers. Drawers behind doors can be specified with fronts painted in one of 6 accent colors. If an accent color is not selected the fronts will be painted black. Accent colors include, (MEY) Memo Yellow, (MRG) Marine Grey, (SFG) Seafoam Green, (REG) Robbins Egg Blue, (SSP) Sunset Pink and (KRD) Knoll Red.

Note: Drawer behind door list pricing is as follows: 1=\$250

Application Notes

Hanging rails and other accessories are not included and must be ordered separately. Hanging rails are included for 24" and 30" wide lateral drawers only. (See *Tower Accessories for pricing and order entry information*)

Half depth adjustable shelves and coat hooks may be ordered separately allowing the cupboard area of the 15", 24" and 30" wide towers to support binders as well as shorter coats. (See *Tower Accessories for pricing and order entry information*)

Critical Dimensions

Dimensions under, **w**, **d** and **h** are actual to the nearest 1/16"

50", 57" and 64" Tower Internal Dimensions

- Box and M drawer height: 4³/₁₆"
- Box and M drawer width: 12¹/₁₆"
- Box and M drawer depth: 18³/₈"
- File drawer height: 9¹/₄"
- File drawer width: 12¹/₁₆"
- File drawer depth: 18³/₈"
- Wide drawer height: 9⁷/₁₆"
- Wide drawer width: 20³/₄"
- Wide drawer depth: 22⁷/₈"

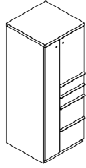
Note: All towers are configured from the top down with standard combinations of box and file drawers.

Storage Towers Morrison Front

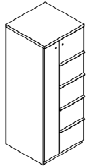
24" Wide Storage Towers

Series 2 Storage

description	type	w	d	h	lock	pattern no.	P1	P2	P3
64" High tower with two box and two file drawers and door and wardrobe (left hand shown)	left hand	23 ⁷ / ₈ "	23 ¹ / ₂ "	63 ³ / ₁₆ "	Y	MT3WSLH6424BBFFL	\$2,589.	\$2,719.	\$2,855.
	right hand	23 ⁷ / ₈ "	23 ¹ / ₂ "	63 ³ / ₁₆ "	Y	MT3WSRH6424BBFFL	2,589.	2,719.	2,855.



64" High tower with four file drawers and door and wardrobe (left hand shown)	left hand	23 ⁷ / ₈ "	23 ¹ / ₂ "	63 ³ / ₁₆ "	Y	MT3WSLH6424FFFFL	2,624.	2,755.	2,892.
	right hand	23 ⁷ / ₈ "	23 ¹ / ₂ "	63 ³ / ₁₆ "	Y	MT3WSRH6424FFFFL	2,624.	2,755.	2,892.



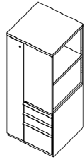
Order Code	Specification Information	Critical Dimensions																				
<p>Example: MT3SBLH5724BBFL-NJ</p> <table border="1"> <tr> <td>MT3</td> <td>Series 2 Morrison Front</td> </tr> <tr> <td>SB</td> <td>Side Access Bookcase</td> </tr> <tr> <td>LH</td> <td>Left Hand Access</td> </tr> <tr> <td>57</td> <td>57" High</td> </tr> <tr> <td>24</td> <td>24" Wide</td> </tr> <tr> <td>B</td> <td>Box Drawer</td> </tr> <tr> <td>B</td> <td>Box Drawer</td> </tr> <tr> <td>F</td> <td>File Drawer</td> </tr> <tr> <td>L</td> <td>Locking</td> </tr> <tr> <td>NJ</td> <td>Medium Grey paint finish</td> </tr> </table>	MT3	Series 2 Morrison Front	SB	Side Access Bookcase	LH	Left Hand Access	57	57" High	24	24" Wide	B	Box Drawer	B	Box Drawer	F	File Drawer	L	Locking	NJ	Medium Grey paint finish	<p>For non-locking towers, deduct \$60 from the list price for single and double door units or \$75 list for units with wardrobe. Substitute the "L" suffix with a "N" within the pattern number to designate a non-locking unit, example (MT3SLH6424BBFN)</p> <p>"M" drawers consisting of a box drawer body with a file drawer head are available by substituting any two "B" or any one "F" character within the pattern number, example (MT3SLH6424MFN). Multiple "M" drawers may be specified providing they equal the total modules available.</p> <p>A 6" drawer, behind a cupboard door is available by adding the numeral 1 to the end of the pattern number, example (MT3SLH6424BBFL1)</p> <p>Single door towers: Include (2) locks. Double door towers: Include (2) locks. Wardrobe towers: Include (3) locks. 15" wide Side Access Bookcase and Display towers: Include (1) lock. 24" wide Side Access Bookcase and Display towers: Include (2) locks</p>	<p>Dimensions under, w, d and h are actual to the nearest 1/16"</p> <p>50", 57" and 64" Tower Internal Dimensions</p> <ul style="list-style-type: none"> • Box and M drawer height: 4³/₁₆" • Box and M drawer width: 12¹/₁₆" • Box and M drawer depth: 18³/₈" • File drawer height: 9¹/₄" • File drawer width: 12¹/₁₆" • File drawer depth: 18³/₈" • Wide drawer height: 9⁷/₁₆" • Wide drawer width: 20³/₄" • Wide drawer depth: 22⁷/₈" <p>Note: All towers are configured from the top down with standard combinations of box and file drawers.</p>
MT3	Series 2 Morrison Front																					
SB	Side Access Bookcase																					
LH	Left Hand Access																					
57	57" High																					
24	24" Wide																					
B	Box Drawer																					
B	Box Drawer																					
F	File Drawer																					
L	Locking																					
NJ	Medium Grey paint finish																					
	<p>Note: 6" drawer behind doors are not available within the wardrobe portion of towers. Drawers behind doors can be specified with fronts painted in one of 6 accent colors. If an accent color is not selected the fronts will be painted black. Accent colors include, (MEY) Memo Yellow, (MGR) Marine Grey, (SFG) Seafoam Green, (REG) Robbins Egg Blue, (SSP) Sunset Pink and (KRD) Knoll Red.</p> <p>Note: Drawer behind door list pricing is as follows: 1=\$250</p>																					
	<p>Application Notes</p> <p>Hanging rails and other accessories are not included and must be ordered separately. Hanging rails are included for 24" and 30" wide lateral drawers only. (See <i>Tower Accessories for pricing and order entry information</i>)</p> <p>Half depth adjustable shelves and coat hooks may be ordered separately allowing the cupboard area of the 15", 24" and 30" wide towers to support binders as well as shorter coats. (See <i>Tower Accessories for pricing and order entry information</i>)</p>																					

Storage Towers Morrison Front

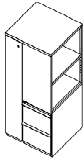
24" Wide Storage Towers

Series 2 Storage

description	type	w	d	h	lock	pattern no.	P1	P2	P3
64" High Side Access Bookcase with two box and one file drawer with wardrobe (left hand shown)	left hand	23 ⁷ / ₈ "	23 ¹ / ₂ "	63 ⁵ / ₁₆ "	Y	MT3WSBLH6424BBFL	\$2,510.	\$2,635.	\$2,767.
	right hand	23 ⁷ / ₈ "	23 ¹ / ₂ "	63 ⁵ / ₁₆ "	Y	MT3WSBRH6424BBFL	2,510.	2,635.	2,767.



64" High Side Access Bookcase with two file drawers with wardrobe (left hand shown)	left hand	23 ⁷ / ₈ "	23 ¹ / ₂ "	63 ⁵ / ₁₆ "	Y	MT3WSBLH6424FFL	2,425.	2,546.	2,672.
	right hand	23 ⁷ / ₈ "	23 ¹ / ₂ "	63 ⁵ / ₁₆ "	Y	MT3WSBRH6424FFL	2,425.	2,546.	2,672.



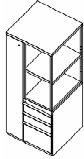
Order Code	Specification Information	Critical Dimensions																				
<p>Example: MT3SBLH5724BBFL-NJ</p> <table border="1"> <tr> <td>MT3</td> <td>Series 2 Morrison Front</td> </tr> <tr> <td>SB</td> <td>Side Access Bookcase</td> </tr> <tr> <td>LH</td> <td>Left Hand Access</td> </tr> <tr> <td>57</td> <td>57" High</td> </tr> <tr> <td>24</td> <td>24" Wide</td> </tr> <tr> <td>B</td> <td>Box Drawer</td> </tr> <tr> <td>B</td> <td>Box Drawer</td> </tr> <tr> <td>F</td> <td>File Drawer</td> </tr> <tr> <td>L</td> <td>Locking</td> </tr> <tr> <td>NJ</td> <td>Medium Grey paint finish</td> </tr> </table>	MT3	Series 2 Morrison Front	SB	Side Access Bookcase	LH	Left Hand Access	57	57" High	24	24" Wide	B	Box Drawer	B	Box Drawer	F	File Drawer	L	Locking	NJ	Medium Grey paint finish	<p>For non-locking towers, deduct \$60 from the list price for single and double door units or \$75 list for units with wardrobe. Substitute the "L" suffix with a "N" within the pattern number to designate a non-locking unit, example (MT3SLH6424BBFN)</p> <p>"M" drawers consisting of a box drawer body with a file drawer head are available by substituting any two "B" or any one "F" character within the pattern number, example (MT3SLH6424MFN). Multiple "M" drawers may be specified providing they equal the total modules available.</p> <p>A 6" drawer, behind a cupboard door is available by adding the numeral 1 to the end of the pattern number, example (MT3SLH6424BBFL1)</p> <p>Single door towers: Include (2) locks. Double door towers: Include (2) locks. Wardrobe towers: Include (3) locks. 15" wide Side Access Bookcase and Display towers: Include (1) lock. 24" wide Side Access Bookcase and Display towers: Include (2) locks</p>	<p>Dimensions under, w, d and h are actual to the nearest 1/16"</p> <p>50", 57" and 64" Tower Internal Dimensions</p> <ul style="list-style-type: none"> • Box and M drawer height: 4³/₁₆" • Box and M drawer width: 12¹/₁₆" • Box and M drawer depth: 18³/₈" • File drawer height: 9¹/₄" • File drawer width: 12¹/₁₆" • File drawer depth: 18³/₈" • Wide drawer height: 9⁷/₁₆" • Wide drawer width: 20³/₄" • Wide drawer depth: 22⁷/₈" <p>Note: All towers are configured from the top down with standard combinations of box and file drawers.</p>
MT3	Series 2 Morrison Front																					
SB	Side Access Bookcase																					
LH	Left Hand Access																					
57	57" High																					
24	24" Wide																					
B	Box Drawer																					
B	Box Drawer																					
F	File Drawer																					
L	Locking																					
NJ	Medium Grey paint finish																					
	<p>Note: 6" drawer behind doors are not available within the wardrobe portion of towers. Drawers behind doors can be specified with fronts painted in one of 6 accent colors. If an accent color is not selected the fronts will be painted black. Accent colors include, (MEY) Memo Yellow, (MRG) Marine Grey, (SFG) Seafoam Green, (REG) Robbins Egg Blue, (SSP) Sunset Pink and (KRD) Knoll Red.</p> <p>Note: Drawer behind door list pricing is as follows: 1=\$250</p>																					
	<p>Application Notes</p> <p>Hanging rails and other accessories are not included and must be ordered separately. Hanging rails are included for 24" and 30" wide lateral drawers only. (See <i>Tower Accessories for pricing and order entry information</i>)</p> <p>Half depth adjustable shelves and coat hooks may be ordered separately allowing the cupboard area of the 15", 24" and 30" wide towers to support binders as well as shorter coats. (See <i>Tower Accessories for pricing and order entry information</i>)</p>																					

Storage Towers Morrison Front

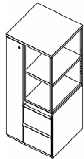
24" Wide Storage Towers

Series 2 Storage

description	type	w	d	h	lock	pattern no.	P1	P2	P3
64" High Display tower with two box and one file drawer and wardrobe (left hand shown)	left hand	23 ⁷ / ₈ "	23 ¹ / ₂ "	63 ⁷ / ₁₆ "	Y	MT3WBDLH6424BBFL	\$2,533.	\$2,659.	\$2,794.
	right hand	23 ⁷ / ₈ "	23 ¹ / ₂ "	63 ⁷ / ₁₆ "	Y	MT3WBDRH6424BBFL	2,533.	2,659.	2,794.



64" High Display tower with two file drawers and wardrobe (left hand shown)	left hand	23 ⁷ / ₈ "	23 ¹ / ₂ "	63 ⁷ / ₁₆ "	Y	MT3WBDLH6424FFL	2,446.	2,569.	2,697.
	right hand	23 ⁷ / ₈ "	23 ¹ / ₂ "	63 ⁷ / ₁₆ "	Y	MT3WBDRH6424FFL	2,446.	2,569.	2,697.



Order Code	Specification Information	Critical Dimensions
Example: MT3SBLH5724BBFL-NJ	For non-locking towers, deduct \$60 from the list price for single and double door units or \$75 list for units with wardrobe. Substitute the "L" suffix with a "N" within the pattern number to designate a non-locking unit, example (MT3SLH6424BBFN)	Dimensions under, w , d and h are actual to the nearest 1/16"
MT3 Series 2 Morrison Front		50", 57" and 64" Tower Internal Dimensions
SB Side Access Bookcase		<ul style="list-style-type: none"> Box and M drawer height: 4³/₁₆" Box and M drawer width: 12¹/₁₆" Box and M drawer depth: 18³/₈" File drawer height: 9¹/₄" File drawer width: 12¹/₁₆" File drawer depth: 18³/₈" Wide drawer height: 9⁷/₁₆" Wide drawer width: 20³/₄" Wide drawer depth: 22⁷/₈"
LH Left Hand Access	"M" drawers consisting of a box drawer body with a file drawer head are available by substituting any two "B" or any one "F" character within the pattern number, example (MT3SLH6424MFN). Multiple "M" drawers may be specified providing they equal the total modules available.	Note: All towers are configured from the top down with standard combinations of box and file drawers.
57 57" High		
24 24" Wide		
B Box Drawer		
B Box Drawer		
F File Drawer		
L Locking		
NJ Medium Grey paint finish		
	A 6" drawer, behind a cupboard door is available by adding the numeral 1 to the end of the pattern number, example (MT3SLH6424BBFL1)	
	Single door towers: Include (2) locks. Double door towers: Include (2) locks. Wardrobe towers: Include (3) locks. 15" wide Side Access Bookcase and Display towers: Include (1) lock. 24" wide Side Access Bookcase and Display towers: Include (2) locks	
		Note: 6" drawer behind doors are not available within the wardrobe portion of towers. Drawers behind doors can be specified with fronts painted in one of 6 accent colors. If an accent color is not selected the fronts will be painted black. Accent colors include, (MEY) Memo Yellow, (MRG) Marine Grey, (SFG) Seafoam Green, (REG) Robbins Egg Blue, (SSP) Sunset Pink and (KRD) Knoll Red.
		Note: Drawer behind door list pricing is as follows: 1=\$250
		Application Notes
		Hanging rails and other accessories are not included and must be ordered separately. Hanging rails are included for 24" and 30" wide lateral drawers only. (See <i>Tower Accessories for pricing and order entry information</i>)
		Half depth adjustable shelves and coat hooks may be ordered separately allowing the cupboard area of the 15", 24" and 30" wide towers to support binders as well as shorter coats. (See <i>Tower Accessories for pricing and order entry information</i>)

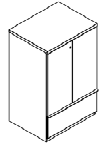
Storage Towers Morrison Front

30" Wide Storage Towers

Series 2 Storage

description	type	w	d	h	lock	pattern no.	P1	P2	P3
-------------	------	---	---	---	------	-------------	----	----	----

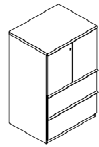
50" High Double Door tower with one wide drawer



		29 ⁷ / ₈ "	23 ¹ / ₂ "	48 ⁵ / ₁₆ "	Y	MT3D5030WL	\$2,287.	\$2,401.	\$2,522.
--	--	----------------------------------	----------------------------------	-----------------------------------	---	-------------------	----------	----------	----------

24" and 30" wide double door cabinets may be ordered with a grommet option located in the back of the case by adding a "G" between the 4th and 5th character of the pattern number, example (MT3D**G**6424WL). Add \$100 list for this option. **Note:** By adding a "G" option, the cabinet will also receive AV hinged doors.

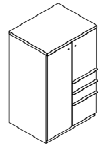
50" High Double Door tower with two wide drawers



		29 ⁷ / ₈ "	23 ¹ / ₂ "	48 ⁵ / ₁₆ "	Y	MT3D5030WWL	2,737.	2,875.	3,017.
--	--	----------------------------------	----------------------------------	-----------------------------------	---	--------------------	--------	--------	--------

24" and 30" wide double door cabinets may be ordered with a grommet option located in the back of the case by adding a "G" between the 4th and 5th character of the pattern number, example (MT3D**G**6424WL). Add \$100 list for this option. **Note:** By adding a "G" option, the cabinet will also receive AV hinged doors.

50" High tower with two box and one file drawer and door and wardrobe (left hand shown)



left hand	29 ⁷ / ₈ "	23 ¹ / ₂ "	48 ⁵ / ₁₆ "	Y	MT3WSLH5030BBFL	2,274.	2,386.	2,507.
right hand	29 ⁷ / ₈ "	23 ¹ / ₂ "	48 ⁵ / ₁₆ "	Y	MT3WSRH5030BBFL	2,274.	2,386.	2,507.

Order Code

Example:	DT3WSBL5730BBFL-NJ
MT3	Series 2 Morrison Front
WS	Wardrobe and Single Doors
LH	Left Hand Access
57	57" High
30	30" Wide
B	Box Drawer
B	Box Drawer
F	File Drawer
L	Locking
NJ	Medium Grey paint finish

Specification Information

For non-locking towers, deduct \$60 from the list price for single and double door units or \$75 for units with wardrobe. Substitute the "L" suffix with a "N" within the pattern number to designate a non-locking unit, example (MT3WSLH5030BBFN)

"M" drawers consisting of a box drawer body with a file drawer head are available by substituting any two "B" or any one "F" character within the pattern number, example (MT3WSLH5030MFN). Multiple "M" drawers may be specified providing they equal the total modules available.

A 6" drawer, behind a cupboard door is available by adding the numeral 1 to the end of the pattern number, example (MT3WSLH5030BBFL1)

Single door towers: Include (2) locks. Double door towers: Include (2) locks. Wardrobe towers: Include (3) locks. 15" wide Side Access Bookcase and Display towers: Include (1) lock. 24" wide Side Access Bookcase and Display towers: Include (2) locks

Note: 6" drawer behind doors are not available within the wardrobe portion of towers. Drawers behind doors can be specified with fronts painted in one of 6 accent colors. If an accent color is not selected the fronts will be painted black. Accent colors include, (**MEY**) Memo Yellow, (**MRG**) Marine Grey, (**SFG**) Seafoam Green, (**REG**) Robbins Egg Blue, (**SSP**) Sunset Pink and (**KRD**) Knoll Red.

Note: Drawer behind the doors list price is as follows: 1=\$250

Application Notes

Hanging rails and other accessories are not included and must be ordered separately. Hanging rails are included with 24" and 30" wide lateral drawers only. (See *Tower Accessories for pricing and order entry information*)

Half depth adjustable shelves and coat hooks may be ordered separately allowing the cupboard area of the 15", 24" and 30" wide towers to support binders as well as shorter coats. (See *Tower Accessories for pricing and order entry information*)

Critical Dimensions

Dimensions under, **w**, **d** and **h** are actual to the nearest 1/16"

50", 57" and 64" Tower Internal Dimensions

- Box and M drawer height: 4⁷/₁₆"
- Box and M drawer width: 12¹/₁₆"
- Box and M drawer depth: 18³/₈"
- File drawer height: 9¹/₄"
- File drawer width: 12¹/₁₆"
- File drawer depth: 18³/₈"
- Wide drawer height: 9⁷/₁₆"
- Wide drawer width: 20³/₄"
- Wide drawer depth: 22⁷/₈"

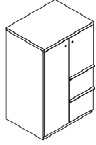
Note: All towers are configured from the top down with standard combinations of box and file drawers.

Storage Towers Morrison Front

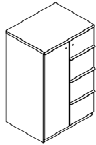
30" Wide Storage Towers

Series 2 Storage

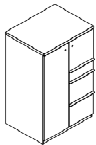
description	type	w	d	h	lock	pattern no.	P1	P2	P3
50" High tower with two file drawers and door and wardrobe (left hand shown)	left hand	29 ⁷ / ₈ "	23 ¹ / ₂ "	48 ⁵ / ₁₆ "	Y	MT3WSLH5030FFFL	\$2,104.	\$2,208.	\$2,319.
	right hand	29 ⁷ / ₈ "	23 ¹ / ₂ "	48 ⁵ / ₁₆ "	Y	MT3WSRH5030FFFL	2,104.	2,208.	2,319.



50" High tower with three file drawers and door and wardrobe (left hand shown)	left hand	29 ⁷ / ₈ "	23 ¹ / ₂ "	48 ⁵ / ₁₆ "	Y	MT3WSLH5030FFFL	2,315.	2,430.	2,552.
	right hand	29 ⁷ / ₈ "	23 ¹ / ₂ "	48 ⁵ / ₁₆ "	Y	MT3WSRH5030FFFL	2,315.	2,430.	2,552.



50" High tower with one box and two file drawers and door and wardrobe (left hand shown)	left hand	29 ⁷ / ₈ "	23 ¹ / ₂ "	48 ⁵ / ₁₆ "	Y	MT3WSLH5030BFFL	2,294.	2,410.	2,529.
	right hand	29 ⁷ / ₈ "	23 ¹ / ₂ "	48 ⁵ / ₁₆ "	Y	MT3WSRH5030BFFL	2,294.	2,410.	2,529.



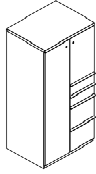
Order Code	Specification Information	Critical Dimensions																				
<p>Example: DT3WSBL5730BBFL-NJ</p> <table border="1"> <tr> <td>MT3</td> <td>Series 2 Morrison Front</td> </tr> <tr> <td>WS</td> <td>Wardrobe and Single Doors</td> </tr> <tr> <td>LH</td> <td>Left Hand Access</td> </tr> <tr> <td>57</td> <td>57" High</td> </tr> <tr> <td>30</td> <td>30" Wide</td> </tr> <tr> <td>B</td> <td>Box Drawer</td> </tr> <tr> <td>B</td> <td>Box Drawer</td> </tr> <tr> <td>F</td> <td>File Drawer</td> </tr> <tr> <td>L</td> <td>Locking</td> </tr> <tr> <td>NJ</td> <td>Medium Grey paint finish</td> </tr> </table>	MT3	Series 2 Morrison Front	WS	Wardrobe and Single Doors	LH	Left Hand Access	57	57" High	30	30" Wide	B	Box Drawer	B	Box Drawer	F	File Drawer	L	Locking	NJ	Medium Grey paint finish	<p>For non-locking towers, deduct \$60 from the list price for single and double door units or \$75 for units with wardrobe. Substitute the "L" suffix with a "N" within the pattern number to designate a non-locking unit, example (MT3WSLH5030BBFN)</p> <p>"M" drawers consisting of a box drawer body with a file drawer head are available by substituting any two "B" or any one "F" character within the pattern number, example (MT3WSLH5030MFN). Multiple "M" drawers may be specified providing they equal the total modules available.</p> <p>A 6" drawer, behind a cupboard door is available by adding the numeral 1 to the end of the pattern number, example (MT3WSLH5030BBFL1)</p> <p>Single door towers: Include (2) locks. Double door towers: Include (2) locks. Wardrobe towers: Include (3) locks. 15" wide Side Access Bookcase and Display towers: Include (1) lock. 24" wide Side Access Bookcase and Display towers: Include (2) locks</p>	<p>Dimensions under, w, d and h are actual to the nearest 1/16"</p> <p>50", 57" and 64" Tower Internal Dimensions</p> <ul style="list-style-type: none"> • Box and M drawer height: 4³/₁₆" • Box and M drawer width: 12¹/₁₆" • Box and M drawer depth: 18³/₈" • File drawer height: 9¹/₄" • File drawer width: 12¹/₁₆" • File drawer depth: 18³/₈" • Wide drawer height: 9⁷/₁₆" • Wide drawer width: 20³/₄" • Wide drawer depth: 22⁷/₈" <p>Note: Drawer behind the doors list price is as follows: 1=\$250</p> <p>Application Notes</p> <p>Hanging rails and other accessories are not included and must be ordered separately. Hanging rails are included with 24" and 30" wide lateral drawers only. (See <i>Tower Accessories for pricing and order entry information</i>)</p> <p>Half depth adjustable shelves and coat hooks may be ordered separately allowing the cupboard area of the 15", 24" and 30" wide towers to support binders as well as shorter coats. (See <i>Tower Accessories for pricing and order entry information</i>)</p> <p>Note: All towers are configured from the top down with standard combinations of box and file drawers.</p>
MT3	Series 2 Morrison Front																					
WS	Wardrobe and Single Doors																					
LH	Left Hand Access																					
57	57" High																					
30	30" Wide																					
B	Box Drawer																					
B	Box Drawer																					
F	File Drawer																					
L	Locking																					
NJ	Medium Grey paint finish																					

Storage Towers Morrison Front

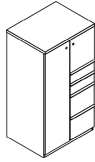
30" Wide Storage Towers

Series 2 Storage

description	type	w	d	h	lock	pattern no.	P1	P2	P3
50" High tower with two box and two file drawers and door and wardrobe (left hand shown)	left hand	29 ⁷ / ₈ "	23 ¹ / ₂ "	48 ³ / ₁₆ "	Y	MT3WSLH5030BBFFL	\$2,521.	\$2,646.	\$2,779.
	right hand	29 ⁷ / ₈ "	23 ¹ / ₂ "	48 ³ / ₁₆ "	Y	MT3WSRH5030BBFFL	2,521.	2,646.	2,779.



57" High tower with two box and two file drawers and door and wardrobe (left hand shown)	left hand	29 ⁷ / ₈ "	23 ¹ / ₂ "	56 ³ / ₁₆ "	Y	MT3WSLH5730BBFFL	2,585.	2,973.	3,101.
	right hand	29 ⁷ / ₈ "	23 ¹ / ₂ "	56 ³ / ₁₆ "	Y	MT3WSRH5730BBFFL	2,585.	2,973.	3,101.



Order Code

Example:	DT3WSBL5730BBFL-NJ
MT3	Series 2 Morrison Front
WS	Wardrobe and Single Doors
LH	Left Hand Access
57	57" High
30	30" Wide
B	Box Drawer
B	Box Drawer
F	File Drawer
L	Locking
NJ	Medium Grey paint finish

Specification Information

For non-locking towers, deduct \$60 from the list price for single and double door units or \$75 for units with wardrobe. Substitute the "L" suffix with a "N" within the pattern number to designate a non-locking unit, example (MT3WSLH5030BBFN)

"M" drawers consisting of a box drawer body with a file drawer head are available by substituting any two "B" or any one "F" character within the pattern number, example (MT3WSLH5030MFN). Multiple "M" drawers may be specified providing they equal the total modules available.

A 6" drawer, behind a cupboard door is available by adding the numeral 1 to the end of the pattern number, example (MT3WSLH5030BBFL1)

Single door towers: Include (2) locks. Double door towers: Include (2) locks. Wardrobe towers: Include (3) locks. 15" wide Side Access Bookcase and Display towers: Include (1) lock. 24" wide Side Access Bookcase and Display towers: Include (2) locks

Note: 6" drawer behind doors are not available within the wardrobe portion of towers. Drawers behind doors can be specified with fronts painted in one of 6 accent colors. If an accent color is not selected the fronts will be painted black. Accent colors include, (MEY) Memo Yellow, (MRG) Marine Grey, (SFG) Seafoam Green, (REG) Robbins Egg Blue, (SSP) Sunset Pink and (KRD) Knoll Red.

Note: Drawer behind the doors list price is as follows: 1=\$250

Application Notes

Hanging rails and other accessories are not included and must be ordered separately. Hanging rails are included with 24" and 30" wide lateral drawers only. (See Tower Accessories for pricing and order entry information)

Half depth adjustable shelves and coat hooks may be ordered separately allowing the cupboard area of the 15", 24" and 30" wide towers to support binders as well as shorter coats. (See Tower Accessories for pricing and order entry information)

Critical Dimensions

Dimensions under, **w**, **d** and **h** are actual to the nearest 1/16"

50", 57" and 64" Tower Internal Dimensions

- Box and M drawer height: 4³/₁₆"
- Box and M drawer width: 12¹/₁₆"
- Box and M drawer depth: 18³/₈"
- File drawer height: 9¹/₄"
- File drawer width: 12¹/₁₆"
- File drawer depth: 18³/₈"
- Wide drawer height: 9⁷/₁₆"
- Wide drawer width: 20³/₄"
- Wide drawer depth: 22⁷/₈"

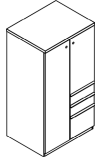
Note: All towers are configured from the top down with standard combinations of box and file drawers.

Storage Towers Morrison Front

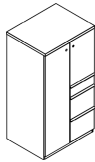
30" Wide Storage Towers

Series 2 Storage

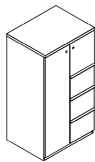
description	type	w	d	h	lock	pattern no.	P1	P2	P3
57" High tower with two box and one file drawer and door and wardrobe (left hand shown)	left hand	29 ⁷ / ₈ "	23 ¹ / ₂ "	56 ³ / ₁₆ "	Y	MT3WSLH5730BBFL	\$2,382.	\$2,738.	\$2,857.
	right hand	29 ⁷ / ₈ "	23 ¹ / ₂ "	56 ³ / ₁₆ "	Y	MT3WSRH5730BBFL	2,382.	2,738.	2,857.



57" High tower with one box and two file drawers and door and wardrobe (left hand shown)	left hand	29 ⁷ / ₈ "	23 ¹ / ₂ "	56 ³ / ₁₆ "	Y	MT3WSLH5730BFFL	2,388.	2,747.	2,864.
	right hand	29 ⁷ / ₈ "	23 ¹ / ₂ "	56 ³ / ₁₆ "	Y	MT3WSRH5730BFFL	2,388.	2,747.	2,864.



57" High tower with three file drawers and door and wardrobe (left hand shown)	left hand	29 ⁷ / ₈ "	23 ¹ / ₂ "	56 ³ / ₁₆ "	Y	MT3WSLH5730FFFL	2,381.	2,737.	2,855.
	right hand	29 ⁷ / ₈ "	23 ¹ / ₂ "	56 ³ / ₁₆ "	Y	MT3WSRH5730FFFL	2,381.	2,737.	2,855.



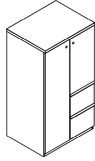
Order Code	Specification Information	Critical Dimensions																				
<p>Example: DT3WSBL5730BBFL-NJ</p> <table border="1"> <tr> <td>MT3</td> <td>Series 2 Morrison Front</td> </tr> <tr> <td>WS</td> <td>Wardrobe and Single Doors</td> </tr> <tr> <td>LH</td> <td>Left Hand Access</td> </tr> <tr> <td>57</td> <td>57" High</td> </tr> <tr> <td>30</td> <td>30" Wide</td> </tr> <tr> <td>B</td> <td>Box Drawer</td> </tr> <tr> <td>B</td> <td>Box Drawer</td> </tr> <tr> <td>F</td> <td>File Drawer</td> </tr> <tr> <td>L</td> <td>Locking</td> </tr> <tr> <td>NJ</td> <td>Medium Grey paint finish</td> </tr> </table>	MT3	Series 2 Morrison Front	WS	Wardrobe and Single Doors	LH	Left Hand Access	57	57" High	30	30" Wide	B	Box Drawer	B	Box Drawer	F	File Drawer	L	Locking	NJ	Medium Grey paint finish	<p>For non-locking towers, deduct \$60 from the list price for single and double door units or \$75 for units with wardrobe. Substitute the "L" suffix with a "N" within the pattern number to designate a non-locking unit, example (MT3WSLH5030BBFN)</p> <p>"M" drawers consisting of a box drawer body with a file drawer head are available by substituting any two "B" or any one "F" character within the pattern number, example (MT3WSLH5030MFN). Multiple "M" drawers may be specified providing they equal the total modules available.</p> <p>A 6" drawer, behind a cupboard door is available by adding the numeral 1 to the end of the pattern number, example (MT3WSLH5030BBFL1)</p> <p>Single door towers: Include (2) locks. Double door towers: Include (2) locks. Wardrobe towers: Include (3) locks. 15" wide Side Access Bookcase and Display towers: Include (1) lock. 24" wide Side Access Bookcase and Display towers: Include (2) locks</p>	<p>Dimensions under, w, d and h are actual to the nearest 1/16"</p> <p>50", 57" and 64" Tower Internal Dimensions</p> <ul style="list-style-type: none"> • Box and M drawer height: 4⁷/₁₆" • Box and M drawer width: 12¹/₁₆" • Box and M drawer depth: 18³/₈" • File drawer height: 9¹/₄" • File drawer width: 12¹/₁₆" • File drawer depth: 18³/₈" • Wide drawer height: 9⁷/₁₆" • Wide drawer width: 20³/₄" • Wide drawer depth: 22⁷/₈" <p>Note: All towers are configured from the top down with standard combinations of box and file drawers.</p>
MT3	Series 2 Morrison Front																					
WS	Wardrobe and Single Doors																					
LH	Left Hand Access																					
57	57" High																					
30	30" Wide																					
B	Box Drawer																					
B	Box Drawer																					
F	File Drawer																					
L	Locking																					
NJ	Medium Grey paint finish																					
	<p>Note: 6" drawer behind doors are not available within the wardrobe portion of towers. Drawers behind doors can be specified with fronts painted in one of 6 accent colors. If an accent color is not selected the fronts will be painted black. Accent colors include, (MEY) Memo Yellow, (MRG) Marine Grey, (SFG) Seafoam Green, (REG) Robbins Egg Blue, (SSP) Sunset Pink and (KRD) Knoll Red.</p> <p>Note: Drawer behind the doors list price is as follows: 1=\$250</p>																					
	<p>Application Notes</p> <p>Hanging rails and other accessories are not included and must be ordered separately. Hanging rails are included with 24" and 30" wide lateral drawers only. (See <i>Tower Accessories for pricing and order entry information</i>)</p> <p>Half depth adjustable shelves and coat hooks may be ordered separately allowing the cupboard area of the 15", 24" and 30" wide towers to support binders as well as shorter coats. (See <i>Tower Accessories for pricing and order entry information</i>)</p>																					

Storage Towers Morrison Front

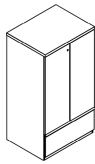
30" Wide Storage Towers

Series 2 Storage

description	type	w	d	h	lock	pattern no.	P1	P2	P3
57" High tower with two file drawers and door and wardrobe (left hand shown)	left hand	29 ⁷ / ₈ "	23 ¹ / ₂ "	56 ³ / ₁₆ "	Y	MT3WSLH5730FFL	\$2,214.	\$2,546.	\$2,656.
	right hand	29 ⁷ / ₈ "	23 ¹ / ₂ "	56 ³ / ₁₆ "	Y	MT3WSRH5730FFL	2,214.	2,546.	2,656.

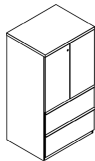


57" High Double Door tower with one wide drawer		29 ⁷ / ₈ "	23 ¹ / ₂ "	56 ³ / ₁₆ "	Y	MT3D5730WL	2,346.	3,285.	2,814.
---	--	----------------------------------	----------------------------------	-----------------------------------	---	------------	--------	--------	--------



24" and 30" wide double door cabinets may be ordered with a grommet option located in the back of the case by adding a "G" between the 4th and 5th character of the pattern number, example (MT3D**G**6424WL). Add \$100 list for this option. **Note:** By adding a "G" option, the cabinet will also receive AV hinged doors.

57" High Double Door tower with two wide drawers		29 ⁷ / ₈ "	23 ¹ / ₂ "	56 ³ / ₁₆ "	Y	MT3D5730WWL	2,857.	3,285.	3,427.
--	--	----------------------------------	----------------------------------	-----------------------------------	---	-------------	--------	--------	--------



24" and 30" wide double door cabinets may be ordered with a grommet option located in the back of the case by adding a "G" between the 4th and 5th character of the pattern number, example (MT3D**G**6424WL). Add \$100 list for this option. **Note:** By adding a "G" option, the cabinet will also receive AV hinged doors.

Order Code

Example:	DT3WSBL5730BBFL-NJ
MT3	Series 2 Morrison Front
WS	Wardrobe and Single Doors
LH	Left Hand Access
57	57" High
30	30" Wide
B	Box Drawer
B	Box Drawer
F	File Drawer
L	Locking
NJ	Medium Grey paint finish

Specification Information

For non-locking towers, deduct \$60 from the list price for single and double door units or \$75 for units with wardrobe. Substitute the "L" suffix with a "N" within the pattern number to designate a non-locking unit, example (MT3WSLH5030BBFN)

"M" drawers consisting of a box drawer body with a file drawer head are available by substituting any two "B" or any one "F" character within the pattern number, example (MT3WSLH5030MFN). Multiple "M" drawers may be specified providing they equal the total modules available.

A 6" drawer, behind a cupboard door is available by adding the numeral 1 to the end of the pattern number, example (MT3WSLH5030BBFL1)

Single door towers: Include (2) locks. Double door towers: Include (2) locks. Wardrobe towers: Include (3) locks. 15" wide Side Access Bookcase and Display towers: Include (1) lock. 24" wide Side Access Bookcase and Display towers: Include (2) locks

Note: 6" drawer behind doors are not available within the wardrobe portion of towers. Drawers behind doors can be specified with fronts painted in one of 6 accent colors. If an accent color is not selected the fronts will be painted black. Accent colors include, (MEY) Memo Yellow, (MRG) Marine Grey, (SFG) Seafoam Green, (REG) Robbins Egg Blue, (SSP) Sunset Pink and (KRD) Knoll Red.

Note: Drawer behind the doors list price is as follows: 1=\$250

Application Notes

Hanging rails and other accessories are not included and must be ordered separately. Hanging rails are included with 24" and 30" wide lateral drawers only. (See *Tower Accessories for pricing and order entry information*)

Half depth adjustable shelves and coat hooks may be ordered separately allowing the cupboard area of the 15", 24" and 30" wide towers to support binders as well as shorter coats. (See *Tower Accessories for pricing and order entry information*)

Critical Dimensions

Dimensions under, **w**, **d** and **h** are actual to the nearest 1/16"

50", 57" and 64" Tower Internal Dimensions

- Box and M drawer height: 4⁷/₁₆"
- Box and M drawer width: 12¹/₁₆"
- Box and M drawer depth: 18³/₈"
- File drawer height: 9¹/₄"
- File drawer width: 12¹/₁₆"
- File drawer depth: 18³/₈"
- Wide drawer height: 9⁷/₁₆"
- Wide drawer width: 20³/₄"
- Wide drawer depth: 22⁷/₈"

Note: All towers are configured from the top down with standard combinations of box and file drawers.

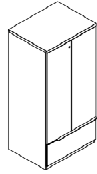
Storage Towers Morrison Front

30" Wide Storage Towers

Series 2 Storage

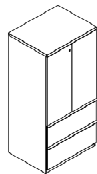
description	type	w	d	h	lock	pattern no.	P1	P2	P3
-------------	------	---	---	---	------	-------------	----	----	----

64" High Double Door tower with one wide drawer		29 ⁷ / ₈ "	23 ¹ / ₂ "	63 ⁵ / ₁₆ "	Y	MT3D6430WL	\$2,397.	\$2,517.	\$2,642.
---	--	----------------------------------	----------------------------------	-----------------------------------	---	-------------------	----------	----------	----------



24" and 30" wide double door cabinets may be ordered with a grommet option located in the back of the case by adding a "G" between the 4th and 5th character of the pattern number, example (MT3D**G**6424WL). Add \$100 list for this option. **Note:** By adding a "G" option, the cabinet will also receive AV hinged doors.

64" High Double Door tower with two wide drawers		29 ⁷ / ₈ "	23 ¹ / ₂ "	63 ⁵ / ₁₆ "	Y	MT3D6430WWL	2,877.	3,020.	3,172.
--	--	----------------------------------	----------------------------------	-----------------------------------	---	--------------------	--------	--------	--------



24" and 30" wide double door cabinets may be ordered with a grommet option located in the back of the case by adding a "G" between the 4th and 5th character of the pattern number, example (MT3D**G**6424WL). Add \$100 list for this option. **Note:** By adding a "G" option, the cabinet will also receive AV hinged doors.

Order Code

Example:	DT3WSBL5730BBFL-NJ
MT3	Series 2 Morrison Front
WS	Wardrobe and Single Doors
LH	Left Hand Access
57	57" High
30	30" Wide
B	Box Drawer
B	Box Drawer
F	File Drawer
L	Locking
NJ	Medium Grey paint finish

Specification Information

For non-locking towers, deduct \$60 from the list price for single and double door units or \$75 for units with wardrobe. Substitute the "L" suffix with a "N" within the pattern number to designate a non-locking unit, example (MT3WSLH5030BBFN)

"M" drawers consisting of a box drawer body with a file drawer head are available by substituting any two "B" or any one "F" character within the pattern number, example (MT3WSLH5030MFN). Multiple "M" drawers may be specified providing they equal the total modules available.

A 6" drawer, behind a cupboard door is available by adding the numeral 1 to the end of the pattern number, example (MT3WSLH5030BBFL1)

Single door towers: Include (2) locks. Double door towers: Include (2) locks. Wardrobe towers: Include (3) locks. 15" wide Side Access Bookcase and Display towers: Include (1) lock. 24" wide Side Access Bookcase and Display towers: Include (2) locks

Note: 6" drawer behind doors are not available within the wardrobe portion of towers. Drawers behind doors can be specified with fronts painted in one of 6 accent colors. If an accent color is not selected the fronts will be painted black. Accent colors include, (MEY) Memo Yellow, (MRG) Marine Grey, (SFG) Seafoam Green, (REG) Robbins Egg Blue, (SSP) Sunset Pink and (KRD) Knoll Red.

Note: Drawer behind the doors list price is as follows: 1=\$250

Application Notes

Hanging rails and other accessories are not included and must be ordered separately. Hanging rails are included with 24" and 30" wide lateral drawers only. (See *Tower Accessories for pricing and order entry information*)

Half depth adjustable shelves and coat hooks may be ordered separately allowing the cupboard area of the 15", 24" and 30" wide towers to support binders as well as shorter coats. (See *Tower Accessories for pricing and order entry information*)

Critical Dimensions

Dimensions under, **w**, **d** and **h** are actual to the nearest ¹/₁₆"

50", 57" and 64" Tower Internal Dimensions

- Box and M drawer height: 4⁷/₁₆"
- Box and M drawer width: 12¹/₁₆"
- Box and M drawer depth: 18³/₈"
- File drawer height: 9¹/₄"
- File drawer width: 12¹/₁₆"
- File drawer depth: 18³/₈"
- Wide drawer height: 9⁷/₁₆"
- Wide drawer width: 20³/₄"
- Wide drawer depth: 22⁷/₈"

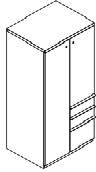
Note: All towers are configured from the top down with standard combinations of box and file drawers.

Storage Towers Morrison Front

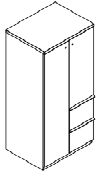
30" Wide Storage Towers

Series 2 Storage

description	type	w	d	h	lock	pattern no.	P1	P2	P3
64" High tower with two box and one file drawer and door and wardrobe (left hand shown)	left hand	29 ⁷ / ₈ "	23 ¹ / ₂ "	63 ⁵ / ₁₆ "	Y	MT3WSLH6430BBFL	\$2,425.	\$2,546.	\$2,672.
	right hand	29 ⁷ / ₈ "	23 ¹ / ₂ "	63 ⁵ / ₁₆ "	Y	MT3WSRH6430BBFL	2,425.	2,546.	2,672.



64" High tower with two file drawers and door and wardrobe (left hand shown)	left hand	29 ⁷ / ₈ "	23 ¹ / ₂ "	63 ⁵ / ₁₆ "	Y	MT3WSLH6430FFL	2,260.	2,373.	2,492.
	right hand	29 ⁷ / ₈ "	23 ¹ / ₂ "	63 ⁵ / ₁₆ "	Y	MT3WSRH6430FFL	2,260.	2,373.	2,492.



Order Code

Example:	DT3WSBL5730BBFL-NJ
MT3	Series 2 Morrison Front
WS	Wardrobe and Single Doors
LH	Left Hand Access
57	57" High
30	30" Wide
B	Box Drawer
B	Box Drawer
F	File Drawer
L	Locking
NJ	Medium Grey paint finish

Specification Information

For non-locking towers, deduct \$60 from the list price for single and double door units or \$75 for units with wardrobe. Substitute the "L" suffix with a "N" within the pattern number to designate a non-locking unit, example (MT3WSLH5030BBFN)

"M" drawers consisting of a box drawer body with a file drawer head are available by substituting any two "B" or any one "F" character within the pattern number, example (MT3WSLH5030MFN). Multiple "M" drawers may be specified providing they equal the total modules available.

A 6" drawer, behind a cupboard door is available by adding the numeral 1 to the end of the pattern number, example (MT3WSLH5030BBFL1)

Single door towers: Include (2) locks. Double door towers: Include (2) locks. Wardrobe towers: Include (3) locks. 15" wide Side Access Bookcase and Display towers: Include (1) lock. 24" wide Side Access Bookcase and Display towers: Include (2) locks

Note: 6" drawer behind doors are not available within the wardrobe portion of towers. Drawers behind doors can be specified with fronts painted in one of 6 accent colors. If an accent color is not selected the fronts will be painted black. Accent colors include, (MEY) Memo Yellow, (MRG) Marine Grey, (SFG) Seafoam Green, (REG) Robbins Egg Blue, (SSP) Sunset Pink and (KRD) Knoll Red.

Note: Drawer behind the doors list price is as follows: 1=\$250

Application Notes

Hanging rails and other accessories are not included and must be ordered separately. Hanging rails are included with 24" and 30" wide lateral drawers only. (See Tower Accessories for pricing and order entry information)

Half depth adjustable shelves and coat hooks may be ordered separately allowing the cupboard area of the 15", 24" and 30" wide towers to support binders as well as shorter coats. (See Tower Accessories for pricing and order entry information)

Critical Dimensions

Dimensions under, **w**, **d** and **h** are actual to the nearest 1/16"

50", 57" and 64" Tower Internal Dimensions

- Box and M drawer height: 4³/₁₆"
- Box and M drawer width: 12¹/₁₆"
- Box and M drawer depth: 18³/₈"
- File drawer height: 9¹/₄"
- File drawer width: 12¹/₁₆"
- File drawer depth: 18³/₈"
- Wide drawer height: 9⁷/₁₆"
- Wide drawer width: 20³/₄"
- Wide drawer depth: 22⁷/₈"

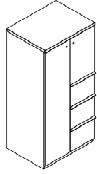
Note: All towers are configured from the top down with standard combinations of box and file drawers.

Storage Towers Morrison Front

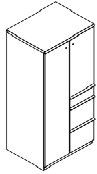
30" Wide Storage Towers

Series 2 Storage

description	type	w	d	h	lock	pattern no.	P1	P2	P3
64" High tower with three file drawers and door and wardrobe (left hand shown)	left hand	29 ⁷ / ₈ "	23 ¹ / ₂ "	63 ⁵ / ₁₆ "	Y	MT3WSLH6430FFFL	\$2,446.	\$2,569.	\$2,697.
	right hand	29 ⁷ / ₈ "	23 ¹ / ₂ "	63 ⁵ / ₁₆ "	Y	MT3WSRH6430FFFL	2,446.	2,569.	2,697.



64" High tower with one box and two file drawers and door and wardrobe (left hand shown)	left hand	29 ⁷ / ₈ "	23 ¹ / ₂ "	63 ⁵ / ₁₆ "	Y	MT3WSLH6430BFFL	2,458.	2,579.	2,708.
	right hand	29 ⁷ / ₈ "	23 ¹ / ₂ "	63 ⁵ / ₁₆ "	Y	MT3WSRH6430BFFL	2,458.	2,579.	2,708.



Order Code

Example:	DT3WSBL5730BBFL-NJ
MT3	Series 2 Morrison Front
WS	Wardrobe and Single Doors
LH	Left Hand Access
57	57" High
30	30" Wide
B	Box Drawer
B	Box Drawer
F	File Drawer
L	Locking
NJ	Medium Grey paint finish

Specification Information

For non-locking towers, deduct \$60 from the list price for single and double door units or \$75 for units with wardrobe. Substitute the "L" suffix with a "N" within the pattern number to designate a non-locking unit, example (MT3WSLH5030BBFN)

"M" drawers consisting of a box drawer body with a file drawer head are available by substituting any two "B" or any one "F" character within the pattern number, example (MT3WSLH5030MFN). Multiple "M" drawers may be specified providing they equal the total modules available.

A 6" drawer, behind a cupboard door is available by adding the numeral 1 to the end of the pattern number, example (MT3WSLH5030BBFL1)

Single door towers: Include (2) locks. Double door towers: Include (2) locks. Wardrobe towers: Include (3) locks. 15" wide Side Access Bookcase and Display towers: Include (1) lock. 24" wide Side Access Bookcase and Display towers: Include (2) locks

Note: 6" drawer behind doors are not available within the wardrobe portion of towers. Drawers behind doors can be specified with fronts painted in one of 6 accent colors. If an accent color is not selected the fronts will be painted black. Accent colors include, (MEY) Memo Yellow, (MRG) Marine Grey, (SFG) Seafoam Green, (REG) Robbins Egg Blue, (SSP) Sunset Pink and (KRD) Knoll Red.

Note: Drawer behind the doors list price is as follows: 1=\$250

Application Notes

Hanging rails and other accessories are not included and must be ordered separately. Hanging rails are included with 24" and 30" wide lateral drawers only. (See *Tower Accessories for pricing and order entry information*)

Half depth adjustable shelves and coat hooks may be ordered separately allowing the cupboard area of the 15", 24" and 30" wide towers to support binders as well as shorter coats. (See *Tower Accessories for pricing and order entry information*)

Critical Dimensions

Dimensions under, **w**, **d** and **h** are actual to the nearest ¹/₁₆"

50", 57" and 64" Tower Internal Dimensions

- Box and M drawer height: 4⁷/₁₆"
- Box and M drawer width: 12¹/₁₆"
- Box and M drawer depth: 18³/₈"
- File drawer height: 9¹/₄"
- File drawer width: 12¹/₁₆"
- File drawer depth: 18³/₈"
- Wide drawer height: 9⁷/₁₆"
- Wide drawer width: 20³/₄"
- Wide drawer depth: 22⁷/₈"

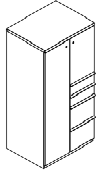
Note: All towers are configured from the top down with standard combinations of box and file drawers.

Storage Towers Morrison Front

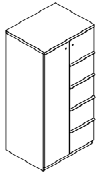
30" Wide Storage Towers

Series 2 Storage

description	type	w	d	h	lock	pattern no.	P1	P2	P3
64" High tower with two box and two file drawers and door and wardrobe (left hand shown)	left hand	29 ⁷ / ₈ "	23 ¹ / ₂ "	63 ³ / ₁₆ "	Y	MT3WSLH6430BBFFL	\$2,652.	\$2,784.	\$2,923.
	right hand	29 ⁷ / ₈ "	23 ¹ / ₂ "	63 ³ / ₁₆ "	Y	MT3WSRH6430BBFFL	2,652.	2,784.	2,923.



64" High tower with four file drawers and door and wardrobe (left hand shown)	left hand	29 ⁷ / ₈ "	23 ¹ / ₂ "	63 ³ / ₁₆ "	Y	MT3WSLH6430FFFFL	2,684.	2,818.	2,959.
	right hand	29 ⁷ / ₈ "	23 ¹ / ₂ "	63 ³ / ₁₆ "	Y	MT3WSRH6430FFFFL	2,684.	2,818.	2,959.



Order Code

Example:	DT3WSBL5730BBFL-NJ
MT3	Series 2 Morrison Front
WS	Wardrobe and Single Doors
LH	Left Hand Access
57	57" High
30	30" Wide
B	Box Drawer
B	Box Drawer
F	File Drawer
L	Locking
NJ	Medium Grey paint finish

Specification Information

For non-locking towers, deduct \$60 from the list price for single and double door units or \$75 for units with wardrobe. Substitute the "L" suffix with a "N" within the pattern number to designate a non-locking unit, example (MT3WSLH5030BBFN)

"M" drawers consisting of a box drawer body with a file drawer head are available by substituting any two "B" or any one "F" character within the pattern number, example (MT3WSLH5030MFN). Multiple "M" drawers may be specified providing they equal the total modules available.

A 6" drawer, behind a cupboard door is available by adding the numeral 1 to the end of the pattern number, example (MT3WSLH5030BBFL1)

Single door towers: Include (2) locks. Double door towers: Include (2) locks. Wardrobe towers: Include (3) locks. 15" wide Side Access Bookcase and Display towers: Include (1) lock. 24" wide Side Access Bookcase and Display towers: Include (2) locks

Note: 6" drawer behind doors are not available within the wardrobe portion of towers. Drawers behind doors can be specified with fronts painted in one of 6 accent colors. If an accent color is not selected the fronts will be painted black. Accent colors include, (MEY) Memo Yellow, (MRG) Marine Grey, (SFG) Seafoam Green, (REG) Robbins Egg Blue, (SSP) Sunset Pink and (KRD) Knoll Red.

Note: Drawer behind the doors list price is as follows: 1=\$250

Application Notes

Hanging rails and other accessories are not included and must be ordered separately. Hanging rails are included with 24" and 30" wide lateral drawers only. (See Tower Accessories for pricing and order entry information)

Half depth adjustable shelves and coat hooks may be ordered separately allowing the cupboard area of the 15", 24" and 30" wide towers to support binders as well as shorter coats. (See Tower Accessories for pricing and order entry information)

Critical Dimensions

Dimensions under, **w**, **d** and **h** are actual to the nearest 1/16"

50", 57" and 64" Tower Internal Dimensions

- Box and M drawer height: 4³/₁₆"
- Box and M drawer width: 12¹/₁₆"
- Box and M drawer depth: 18³/₈"
- File drawer height: 9¹/₄"
- File drawer width: 12¹/₁₆"
- File drawer depth: 18³/₈"
- Wide drawer height: 9⁷/₁₆"
- Wide drawer width: 20³/₄"
- Wide drawer depth: 22⁷/₈"

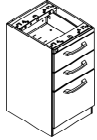
Note: All towers are configured from the top down with standard combinations of box and file drawers.

Pedestals Currents Front

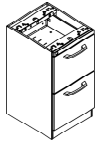
Floorstanding Pedestals

Series 2 Storage

description	w	d	h	lock	pattern no.	P1	P2	P3
Floorstanding Pedestal with two box and one file drawer with lock	14 ⁷ / ₈ "	17 ¹ / ₄ "	26 ⁷ / ₈ "	Y	AS2PFL18A	\$782.	\$820.	\$862.
	14 ⁷ / ₈ "	23 ¹ / ₄ "	26 ⁷ / ₈ "	Y	AS2PFL24A	782.	820.	862.
	14 ⁷ / ₈ "	29 ¹ / ₄ "	26 ⁷ / ₈ "	Y	AS2PFL30A	1,019.	1,068.	1,121.



Floorstanding Pedestal with two file drawers with lock	14 ⁷ / ₈ "	17 ¹ / ₄ "	26 ⁷ / ₈ "	Y	AS2PFL18B	684.	718.	753.
	14 ⁷ / ₈ "	23 ¹ / ₄ "	26 ⁷ / ₈ "	Y	AS2PFL24B	684.	718.	753.
	14 ⁷ / ₈ "	29 ¹ / ₄ "	26 ⁷ / ₈ "	Y	AS2PFL30B	931.	978.	1,028.



Series 2 Floorstanding Pedestal Case Back	14 ⁷ / ₈ "	N/A	26 ⁷ / ₈ "	N/A	DS2XPB	76.	86.	89.
---	----------------------------------	-----	----------------------------------	-----	---------------	-----	-----	-----



Order Code

Example:	AS2PFL24A-NJ
AT2	Series 2 Currents Front
PF	Pedestal, Floorstanding
L	Locking
24	Depth
A	Box/Box/File
NJ	Med Grey

Specification Information

Deduct \$20 from the list price for non-locking units. Substitute the "L" with a "N" within the pattern number to designate a non-locking unit, *example* (AS2PFN18D).

Note:
24" deep floorstanding pedestals do not include a back panel. Back panels must be ordered separately. 18" and 30" floorstanding pedestals have a back standard.

Application Notes

Hanging rails and other accessories are not included and must be ordered separately. (*See pedestal accessories page (130), for pricing and ordering information*)

Critical Dimensions

Dimensions under, **w**, **d** and **h** are actual to the nearest ¹/₁₆"

24" Floorstanding Pedestal Internal Drawer Dimensions

- Box drawer height: 4⁵/₁₆"
- Box drawer width: 12¹/₁₆"
- Box drawer depth: 18³/₈"
- File drawer height: 9¹/₂"
- File drawer width: 12¹/₁₆"
- File drawer depth: 18³/₈"

Pedestals Currents Front

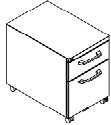
Mobile Pedestals

Series 2 Storage

description	w	d	h	lock	pattern no.	P1	P2	P3
Mobile Pedestal with two box and one file drawer	14 ⁷ / ₈ "	16 ³ / ₄ "	26 ³ / ₈ "	Y	AS2PML18A	\$1,056.	\$1,108.	\$1,164.
	14 ⁷ / ₈ "	22 ³ / ₄ "	26 ³ / ₈ "	Y	AS2PML24A	1,179.	1,238.	1,299.



Mobile Pedestal with one box and one file drawer	14 ⁷ / ₈ "	16 ³ / ₄ "	20 ⁵ / ₈ "	Y	AS2PML18F	886.	930.	977.
	14 ⁷ / ₈ "	22 ³ / ₄ "	20 ⁵ / ₈ "	Y	AS2PML24F	958.	1,006.	1,057.



Mobile Pedestal with two file drawers	14 ⁷ / ₈ "	16 ³ / ₄ "	26 ³ / ₈ "	Y	AS2PML18B	956.	1,004.	1,175.
	14 ⁷ / ₈ "	22 ³ / ₄ "	26 ³ / ₈ "	Y	AS2PML24B	1,080.	1,135.	1,191.



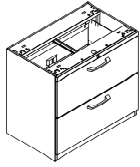
Order Code	Specification Information	Application Notes	Critical Dimensions
Example: AS2PML24A-NJ			
AT2 Series 2 Currents Front	Add \$50 list for Mobile Handle. Add a "P" between the "L" lock code and the case size to designate the handle option, <i>example</i> (AS2PMLP24A)	Hanging rails and other accessories are not included and must be ordered separately. (See <i>pedestal accessories page (131)</i> , for pricing and ordering information)	Dimensions under, w , d and h are actual to the nearest 1/16"
PM Pedestal Mobile			24" Mobile Pedestal Internal Drawer Dimension
L Locking			<ul style="list-style-type: none"> • Box drawer height: 4⁵/₁₆" • Box drawer width: 12¹/₁₆" • Box drawer depth: 18³/₈" • File drawer height: 9¹/₄" • File drawer width: 12¹/₁₆" • File drawer depth: 18³/₈"
24 Depth	Deduct \$35 list for units without a top. Add an "O" in place of the "M" in the pattern number to designate the no-top option, <i>example</i> (AS2POL18A)		
A Box/Box/File			
NJ Med Grey	Deduct \$15 from the list price for non-locking units. Substitute the "L" with a "N" within the pattern number to designate a non-locking unit, <i>example</i> (AS2PMN18D).		

Pedestals Currents Front

Double Wide Pedestals

Series 2 Storage

description	w	d	h	lock	pattern no.	P1	P2	P3
Doublewide Pedestal with two file drawers	30"	18 ³ / ₄ "	26 ⁷ / ₈ "	Y	AS2DW30L	\$1,167.	\$1,225.	\$1,286.
	36"	18 ³ / ₄ "	26 ⁷ / ₈ "	Y	AS2DW36L	1,440.	1,511.	1,588.



Order Code

Example:	AS2DW30L-NJ
AS2	Series 2 Currents Front
DW	Doublewide Pedestal
30	30" wide
L	Locking
NJ	Med Grey

Specification Information

Deduct \$20 from the list price for non-locking units. Substitute the "L" suffix with a "N" within the pattern number to designate a non-locking unit, *example* (AS2DW36N).

Application Notes

Doublewide pedestals are not intended for freestanding use and must be secured beneath a supported worksurface. (*See Calibre lateral files price list for two drawer files that can be used for freestanding applications*)

Critical Dimensions

Dimensions under, **w**, **d** and **h** are actual to the nearest ¹/₁₆"

Doublewide Pedestals Internal Drawer Dimensions

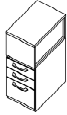
- Lateral drawer height: 9³/₄"
- Lateral drawer width: 26³/₄" and 32³/₄"
- Lateral drawer depth: 15³/₄"

Storage Towers Currents Front

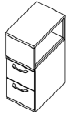
15" Wide Storage Towers

Series 2 Storage

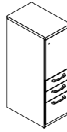
description	type	w	d	h	lock	pattern no.	P1	P2	P3
42" High Side Access Bookcase tower with two box and one file drawer (right hand shown)	left hand	14 ⁷ / ₈ "	23 ¹ / ₂ "	41 ⁵ / ₁₆ "	Y	AT3SBLH4215BBFL	\$1,609.	\$1,689.	\$1,774.
	right hand	14 ⁷ / ₈ "	23 ¹ / ₂ "	41 ⁵ / ₁₆ "	Y	AT3SBRH4215BBFL	1,609.	1,689.	1,774.



42" High Side Access Bookcase tower with two file drawers (right hand shown)	left hand	14 ⁷ / ₈ "	23 ¹ / ₂ "	41 ⁵ / ₁₆ "	Y	AT3SBLH4215FFL	1,536.	1,614.	1,694.
	right hand	14 ⁷ / ₈ "	23 ¹ / ₂ "	41 ⁵ / ₁₆ "	Y	AT3SBRH4215FFL	1,536.	1,614.	1,694.



50" High Single Door tower with two box and one file drawer (right hand shown)	left hand	14 ⁷ / ₈ "	23 ¹ / ₂ "	48 ⁵ / ₁₆ "	Y	AT3SLH5015BBFL	1,887.	1,980.	2,080.
	right hand	14 ⁷ / ₈ "	23 ¹ / ₂ "	48 ⁵ / ₁₆ "	Y	AT3SRH5015BBFL	1,887.	1,980.	2,080.



Order Code

Example:	AT3SBLH5715BBFL-NJ
AT3	Series 2 Currents Front
SB	Side Access Bookcase
LH	Left Hand Access
57	57" High
15	15" Wide
B	Box Drawer
B	Box Drawer
F	File Drawer
L	Locking
NJ	Medium Grey paint finish

Specification Information

For non-locking towers, deduct \$60 from the list price for single and double door units or \$75 list for units with wardrobe. Substitute the "L" suffix with a "N" within the pattern number to designate a non-locking unit, example (AT3SLH4215BBFN)

"M" drawers consisting of a box drawer body with a file drawer head are available by substituting any two "B" or any one "F" character within the pattern number, example (AT3SLH4215MFN). Multiple "M" drawers may be specified providing they equal the total modules available.

A 6" drawer, behind a cupboard door is available by adding the numeral 1 to the end of the pattern number, example (AT3SLH6415BBFL1) **Note:** 6" drawer behind doors are not available within the wardrobe portion of towers. Drawers behind doors can be specified with fronts painted in one of 6 accent colors. If an accent color is not selected the fronts will be painted black. Accent colors include, (MEY) Memo Yellow, (MRG) Marine Grey, (SFG) Seafoam Green, (REG) Robbins Egg Blue, (SSP) Sunset Pink and (KRD) Knoll Red.

Note: Drawer behind door list pricing is as follows: 1=\$250

Application Notes

Hanging rails and other accessories are not included and must be ordered separately. Hanging rails are included with 24" and 30" wide lateral drawers only. (See *Tower Accessories for pricing and order entry information*)

Half depth adjustable shelves and coat hooks may be ordered separately allowing the cupboard area of the 15", 24" and 30" wide towers to support binders as well as shorter coats. (See *Tower Accessories for pricing and order entry information*)

Single door towers: Include (2) locks. Double door towers: Include (2) locks. Wardrobe towers: Include (3) locks. 15" wide Side Access Bookcase and Display towers: Include (1) lock. 24" wide Side Access Bookcase and Display towers: Include (2) locks

Critical Dimensions

Dimensions under, **w**, **d** and **h** are actual to the nearest ¹/₁₆"

42", 50", 57" and 64" Tower Internal Dimensions

- Box and M drawer height: 4⁵/₁₆"
- Box and M drawer width: 12¹/₁₆"
- Box and M drawer depth: 18³/₈"
- File drawer height: 9¹/₄"
- File drawer width: 12¹/₁₆"
- File drawer depth: 18³/₈"

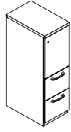
Note: All towers are configured from the top down with standard combinations of box and file drawers.

Storage Towers Currents Front

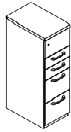
15" Wide Storage Towers

Series 2 Storage

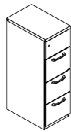
description	type	w	d	h	lock	pattern no.	P1	P2	P3
50" High Single Door tower with two file drawers (right hand shown)	left hand	14 ⁷ / ₈ "	23 ¹ / ₂ "	48 ⁵ / ₁₆ "	Y	AT3SLH5015FFFL	\$1,701.	\$1,786.	\$1,875.
	right hand	14 ⁷ / ₈ "	23 ¹ / ₂ "	48 ⁵ / ₁₆ "	Y	AT3SRH5015FFFL	1,701.	1,786.	1,875.



50" High Single Door tower with two box and two file drawers (right hand shown)	left hand	14 ⁷ / ₈ "	23 ¹ / ₂ "	48 ⁵ / ₁₆ "	Y	AT3SLH5015BBFFL	2,064.	2,167.	2,277.
	right hand	14 ⁷ / ₈ "	23 ¹ / ₂ "	48 ⁵ / ₁₆ "	Y	AT3SRH5015BBFFL	2,064.	2,167.	2,277.



50" High Single Door tower with three file drawers (right hand shown)	left hand	14 ⁷ / ₈ "	23 ¹ / ₂ "	48 ⁵ / ₁₆ "	Y	AT3SLH5015FFFLL	1,907.	2,003.	2,103.
	right hand	14 ⁷ / ₈ "	23 ¹ / ₂ "	48 ⁵ / ₁₆ "	Y	AT3SRH5015FFFLL	1,907.	2,003.	2,103.



Order Code

Example:	AT3SBLH5715BBFL-NJ
AT3	Series 2 CurrentsFront
SB	Side Access Bookcase
LH	Left Hand Access
57	57" High
15	15" Wide
B	Box Drawer
B	Box Drawer
F	File Drawer
L	Locking
NJ	Medium Grey paint finish

Specification Information

For non-locking towers, deduct \$60 from the list price for single and double door units or \$75 list for units with wardrobe. Substitute the "L" suffix with a "N" within the pattern number to designate a non-locking unit, example (AT3SLH4215BBFN)

"M" drawers consisting of a box drawer body with a file drawer head are available by substituting any two "B" or any one "F" character within the pattern number, example (AT3SLH4215MFN). Multiple "M" drawers may be specified providing they equal the total modules available.

A 6" drawer, behind a cupboard door is available by adding the numeral 1 to the end of the pattern number, example (AT3SLH6415BBFL1)**Note:** 6" drawer behind doors are not available within the wardrobe portion of towers. Drawers behind doors can be specified with fronts painted in one of 6 accent colors. If an accent color is not selected the fronts will be painted black. Accent colors include, (MEY) Memo Yellow, (MRG) Marine Grey, (SFG) Seafoam Green, (REG) Robbins Egg Blue, (SSP) Sunset Pink and (KRD) Knoll Red.

Note: Drawer behind door list pricing is as follows: 1=\$250

Application Notes

Hanging rails and other accessories are not included and must be ordered separately. Hanging rails are included with 24" and 30" wide lateral drawers only. (See *Tower Accessories for pricing and order entry information*)

Half depth adjustable shelves and coat hooks may be ordered separately allowing the cupboard area of the 15", 24" and 30" wide towers to support binders as well as shorter coats. (See *Tower Accessories for pricing and order entry information*)

Single door towers: Include (2) locks. Double door towers: Include (2) locks. Wardrobe towers: Include (3) locks. 15" wide Side Access Bookcase and Display towers: Include (1) lock. 24" wide Side Access Bookcase and Display towers: Include (2) locks

Critical Dimensions

Dimensions under, **w**, **d** and **h** are actual to the nearest ¹/₁₆"

42", 50", 57" and 64" Tower Internal Dimensions

- Box and M drawer height: 4⁵/₁₆"
- Box and M drawer width: 12¹/₁₆"
- Box and M drawer depth: 18³/₈"
- File drawer height: 9¹/₄"
- File drawer width: 12¹/₁₆"
- File drawer depth: 18³/₈"

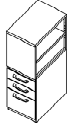
Note: All towers are configured from the top down with standard combinations of box and file drawers.

Storage Towers Currents Front

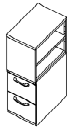
15" Wide Storage Towers

Series 2 Storage

description	type	w	d	h	lock	pattern no.	P1	P2	P3
50" High Side Access Bookcase tower with two box and one file drawer (right hand shown)	left hand	14 ⁷ / ₈ "	23 ¹ / ₂ "	48 ⁵ / ₁₆ "	Y	AT3SBLH5015BBFL	\$1,696.	\$1,780.	\$1,870.
	right hand	14 ⁷ / ₈ "	23 ¹ / ₂ "	48 ⁵ / ₁₆ "	Y	AT3SBRH5015BBFL	1,696.	1,780.	1,870.



50" High Side Access Bookcase tower with two file drawers (right hand shown)	left hand	14 ⁷ / ₈ "	23 ¹ / ₂ "	48 ⁵ / ₁₆ "	Y	AT3SBLH5015FFL	1,609.	1,689.	1,774.
	right hand	14 ⁷ / ₈ "	23 ¹ / ₂ "	48 ⁵ / ₁₆ "	Y	AT3SBRH5015FFL	1,609.	1,689.	1,774.



57" High Single Door tower with two box and one file drawer (right hand shown)	left hand	14 ⁷ / ₈ "	23 ¹ / ₂ "	56 ³ / ₁₆ "	Y	AT3SLH5715BBFL	1,930.	2,220.	2,315.
	right hand	14 ⁷ / ₈ "	23 ¹ / ₂ "	56 ³ / ₁₆ "	Y	AT3SRH5715BBFL	1,930.	2,220.	2,315.



Order Code

Example:	AT3SBLH5715BBFL-NJ
AT3	Series 2 CurrentsFront
SB	Side Access Bookcase
LH	Left Hand Access
57	57" High
15	15" Wide
B	Box Drawer
B	Box Drawer
F	File Drawer
L	Locking
NJ	Medium Grey paint finish

Specification Information

For non-locking towers, deduct \$60 from the list price for single and double door units or \$75 list for units with wardrobe. Substitute the "L" suffix with a "N" within the pattern number to designate a non-locking unit, example (AT3SLH4215BBFN)

"M" drawers consisting of a box drawer body with a file drawer head are available by substituting any two "B" or any one "F" character within the pattern number, example (AT3SLH4215MFN). Multiple "M" drawers may be specified providing they equal the total modules available.

A 6" drawer, behind a cupboard door is available by adding the numeral 1 to the end of the pattern number, example (AT3SLH6415BBFL1)**Note:** 6" drawer behind doors are not available within the wardrobe portion of towers. Drawers behind doors can be specified with fronts painted in one of 6 accent colors. If an accent color is not selected the fronts will be painted black. Accent colors include, (MEY) Memo Yellow, (MRG) Marine Grey, (SFG) Seafoam Green, (REG) Robbins Egg Blue, (SSP) Sunset Pink and (KRD) Knoll Red.

Note: Drawer behind door list pricing is as follows: 1=\$250

Application Notes

Hanging rails and other accessories are not included and must be ordered separately. Hanging rails are included with 24" and 30" wide lateral drawers only. (See *Tower Accessories for pricing and order entry information*)

Half depth adjustable shelves and coat hooks may be ordered separately allowing the cupboard area of the 15", 24" and 30" wide towers to support binders as well as shorter coats. (See *Tower Accessories for pricing and order entry information*)

Single door towers: Include (2) locks. Double door towers: Include (2) locks. Wardrobe towers: Include (3) locks. 15" wide Side Access Bookcase and Display towers: Include (1) lock. 24" wide Side Access Bookcase and Display towers: Include (2) locks

Critical Dimensions

Dimensions under, **w**, **d** and **h** are actual to the nearest ¹/₁₆"

42", 50", 57" and 64" Tower Internal Dimensions

- Box and M drawer height: 4⁵/₁₆"
- Box and M drawer width: 12¹/₁₆"
- Box and M drawer depth: 18³/₈"
- File drawer height: 9¹/₄"
- File drawer width: 12¹/₁₆"
- File drawer depth: 18³/₈"

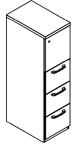
Note: All towers are configured from the top down with standard combinations of box and file drawers.

Storage Towers Currents Front

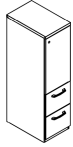
15" Wide Storage Towers

Series 2 Storage

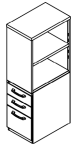
description	type	w	d	h	lock	pattern no.	P1	P2	P3
57" High Single Door tower with three file drawers (right hand shown)	left hand	14 ⁷ / ₈ "	23 ¹ / ₂ "	56 ³ / ₁₆ "	Y	AT3SLH5715FFFL	\$1,950.	\$2,242.	\$2,338.
	right hand	14 ⁷ / ₈ "	23 ¹ / ₂ "	56 ³ / ₁₆ "	Y	AT3SRH5715FFFL	1,950.	2,242.	2,338.



57" High Single Door tower with two file drawers (right hand shown)	left hand	14 ⁷ / ₈ "	23 ¹ / ₂ "	56 ³ / ₁₆ "	Y	AT3SLH5715FFL	1,746.	2,007.	2,094.
	right hand	14 ⁷ / ₈ "	23 ¹ / ₂ "	56 ³ / ₁₆ "	Y	AT3SRH5715FFL	1,746.	2,007.	2,094.



57" High Side Access Bookcase tower with two box and one file drawer (right hand shown)	left hand	14 ⁷ / ₈ "	23 ¹ / ₂ "	56 ³ / ₁₆ "	Y	AT3SBLH5715BBFL	1,726.	1,985.	2,071.
	right hand	14 ⁷ / ₈ "	23 ¹ / ₂ "	56 ³ / ₁₆ "	Y	AT3SBRH5715BBFL	1,726.	1,985.	2,071.



Order Code

Example:	AT3SBLH5715BBFL-NJ
AT3	Series 2 CurrentsFront
SB	Side Access Bookcase
LH	Left Hand Access
57	57" High
15	15" Wide
B	Box Drawer
B	Box Drawer
F	File Drawer
L	Locking
NJ	Medium Grey paint finish

Specification Information

For non-locking towers, deduct \$60 from the list price for single and double door units or \$75 list for units with wardrobe. Substitute the "L" suffix with a "N" within the pattern number to designate a non-locking unit, example (AT3SLH4215BBFN)

"M" drawers consisting of a box drawer body with a file drawer head are available by substituting any two "B" or any one "F" character within the pattern number, example (AT3SLH4215MFN). Multiple "M" drawers may be specified providing they equal the total modules available.

A 6" drawer, behind a cupboard door is available by adding the numeral 1 to the end of the pattern number, example (AT3SLH6415BBFL1)**Note:** 6" drawer behind doors are not available within the wardrobe portion of towers. Drawers behind doors can be specified with fronts painted in one of 6 accent colors. If an accent color is not selected the fronts will be painted black. Accent colors include, (MEY) Memo Yellow, (MRG) Marine Grey, (SFG) Seafoam Green, (REG) Robbins Egg Blue, (SSP) Sunset Pink and (KRD) Knoll Red.

Note: Drawer behind door list pricing is as follows: 1=\$250

Application Notes

Hanging rails and other accessories are not included and must be ordered separately. Hanging rails are included with 24" and 30" wide lateral drawers only. (See *Tower Accessories for pricing and order entry information*)

Half depth adjustable shelves and coat hooks may be ordered separately allowing the cupboard area of the 15", 24" and 30" wide towers to support binders as well as shorter coats. (See *Tower Accessories for pricing and order entry information*)

Single door towers: Include (2) locks. Double door towers: Include (2) locks. Wardrobe towers: Include (3) locks. 15" wide Side Access Bookcase and Display towers: Include (1) lock. 24" wide Side Access Bookcase and Display towers: Include (2) locks

Critical Dimensions

Dimensions under, **w**, **d** and **h** are actual to the nearest ¹/₁₆"

42", 50", 57" and 64" Tower Internal Dimensions

- Box and M drawer height: 4⁵/₁₆"
- Box and M drawer width: 12¹/₁₆"
- Box and M drawer depth: 18³/₈"
- File drawer height: 9¹/₄"
- File drawer width: 12¹/₁₆"
- File drawer depth: 18³/₈"

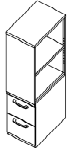
Note: All towers are configured from the top down with standard combinations of box and file drawers.

Storage Towers Currents Front

15" Wide Storage Towers

Series 2 Storage

description	type	w	d	h	lock	pattern no.	P1	P2	P3
57" High Side Access Bookcase tower with two file drawers (right hand shown)	left hand	14 ⁷ / ₈ "	23 ¹ / ₂ "	56 ³ / ₁₆ "	Y	AT3SBLH5715FFL	\$1,640.	\$1,886.	\$1,967.
	right hand	14 ⁷ / ₈ "	23 ¹ / ₂ "	56 ³ / ₁₆ "	Y	AT3SBRH5715FFL	1,640.	1,886.	1,967.



64" High Single Door tower with two box and one file drawer (right hand shown)	left hand	14 ⁷ / ₈ "	23 ¹ / ₂ "	63 ³ / ₁₆ "	Y	AT3SLH6415BBFL	1,975.	2,074.	2,177.
	right hand	14 ⁷ / ₈ "	23 ¹ / ₂ "	63 ³ / ₁₆ "	Y	AT3SRH6415BBFL	1,975.	2,074.	2,177.



64" High Single Door tower with two file drawers (right hand shown)	left hand	14 ⁷ / ₈ "	23 ¹ / ₂ "	63 ³ / ₁₆ "	Y	AT3SLH6415FFL	1,792.	1,879.	1,975.
	right hand	14 ⁷ / ₈ "	23 ¹ / ₂ "	63 ³ / ₁₆ "	Y	AT3SRH6415FFL	1,792.	1,879.	1,975.



Order Code

Example:	AT3SBLH5715BBFL-NJ
AT3	Series 2 CurrentsFront
SB	Side Access Bookcase
LH	Left Hand Access
57	57" High
15	15" Wide
B	Box Drawer
B	Box Drawer
F	File Drawer
L	Locking
NJ	Medium Grey paint finish

Specification Information

For non-locking towers, deduct \$60 from the list price for single and double door units or \$75 list for units with wardrobe. Substitute the "L" suffix with a "N" within the pattern number to designate a non-locking unit, example (AT3SLH4215BBFN)

"M" drawers consisting of a box drawer body with a file drawer head are available by substituting any two "B" or any one "F" character within the pattern number, example (AT3SLH4215MFN). Multiple "M" drawers may be specified providing they equal the total modules available.

A 6" drawer, behind a cupboard door is available by adding the numeral 1 to the end of the pattern number, example (AT3SLH6415BBFL1) **Note:** 6" drawer behind doors are not available within the wardrobe portion of towers. Drawers behind doors can be specified with fronts painted in one of 6 accent colors. If an accent color is not selected the fronts will be painted black. Accent colors include, (MEY) Memo Yellow, (MRG) Marine Grey, (SFG) Seafoam Green, (REG) Robbins Egg Blue, (SSP) Sunset Pink and (KRD) Knoll Red.

Note: Drawer behind door list pricing is as follows: 1=\$250

Application Notes

Hanging rails and other accessories are not included and must be ordered separately. Hanging rails are included with 24" and 30" wide lateral drawers only. (See *Tower Accessories for pricing and order entry information*)

Half depth adjustable shelves and coat hooks may be ordered separately allowing the cupboard area of the 15", 24" and 30" wide towers to support binders as well as shorter coats. (See *Tower Accessories for pricing and order entry information*)

Single door towers: Include (2) locks. Double door towers: Include (2) locks. Wardrobe towers: Include (3) locks. 15" wide Side Access Bookcase and Display towers: Include (1) lock. 24" wide Side Access Bookcase and Display towers: Include (2) locks

Critical Dimensions

Dimensions under, **w**, **d** and **h** are actual to the nearest ¹/₁₆"

42", 50", 57" and 64" Tower Internal Dimensions

- Box and M drawer height: 4⁵/₁₆"
- Box and M drawer width: 12¹/₁₆"
- Box and M drawer depth: 18³/₈"
- File drawer height: 9¹/₄"
- File drawer width: 12¹/₁₆"
- File drawer depth: 18³/₈"

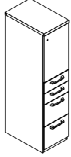
Note: All towers are configured from the top down with standard combinations of box and file drawers.

Storage Towers Currents Front


15" Wide Storage Towers

Series 2 Storage


description	type	w	d	h	lock	pattern no.	P1	P2	P3
64" High Single Door tower with two box and two file drawers (right hand shown)	left hand	14 ⁷ / ₈ "	23 ¹ / ₂ "	63 ⁵ / ₁₆ "	Y	AT3SLH6415BBFFL	\$2,135.	\$2,243.	\$2,354.
	right hand	14 ⁷ / ₈ "	23 ¹ / ₂ "	63 ⁵ / ₁₆ "	Y	AT3SRH6415BBFFL	2,135.	2,243.	2,354.



64" High Single Door tower with three file drawers (right hand shown)	left hand	14 ⁷ / ₈ "	23 ¹ / ₂ "	63 ⁵ / ₁₆ "	Y	AT3SLH6415FFFL	1,994.	2,095.	2,199.
	right hand	14 ⁷ / ₈ "	23 ¹ / ₂ "	63 ⁵ / ₁₆ "	Y	AT3SRH6415FFFL	1,994.	2,095.	2,199.



64" High Single Door tower with four file drawers (right hand shown)	left hand	14 ⁷ / ₈ "	23 ¹ / ₂ "	63 ⁵ / ₁₆ "	Y	AT3SLH6415FFFFL	2,167.	2,277.	2,390.
	right hand	14 ⁷ / ₈ "	23 ¹ / ₂ "	63 ⁵ / ₁₆ "	Y	AT3SRH6415FFFFL	2,167.	2,277.	2,390.



Order Code

Example:	AT3SBLH5715BBFL-NJ
AT3	Series 2 Currents Front
SB	Side Access Bookcase
LH	Left Hand Access
57	57" High
15	15" Wide
B	Box Drawer
B	Box Drawer
F	File Drawer
L	Locking
NJ	Medium Grey paint finish

Specification Information

For non-locking towers, deduct \$60 from the list price for single and double door units or \$75 list for units with wardrobe. Substitute the "L" suffix with a "N" within the pattern number to designate a non-locking unit, example (AT3SLH4215BBFN)

"M" drawers consisting of a box drawer body with a file drawer head are available by substituting any two "B" or any one "F" character within the pattern number, example (AT3SLH4215MFN). Multiple "M" drawers may be specified providing they equal the total modules available.

A 6" drawer, behind a cupboard door is available by adding the numeral 1 to the end of the pattern number, example (AT3SLH6415BBFL1) **Note:** 6" drawer behind doors are not available within the wardrobe portion of towers. Drawers behind doors can be specified with fronts painted in one of 6 accent colors. If an accent color is not selected the fronts will be painted black. Accent colors include, (MEY) Memo Yellow, (MRG) Marine Grey, (SFG) Seafoam Green, (REG) Robbins Egg Blue, (SSP) Sunset Pink and (KRD) Knoll Red.

Note: Drawer behind door list pricing is as follows: 1=\$250

Application Notes

Hanging rails and other accessories are not included and must be ordered separately. Hanging rails are included with 24" and 30" wide lateral drawers only. (See *Tower Accessories for pricing and order entry information*)

Half depth adjustable shelves and coat hooks may be ordered separately allowing the cupboard area of the 15", 24" and 30" wide towers to support binders as well as shorter coats. (See *Tower Accessories for pricing and order entry information*)

Single door towers: Include (2) locks. Double door towers: Include (2) locks. Wardrobe towers: Include (3) locks. 15" wide Side Access Bookcase and Display towers: Include (1) lock. 24" wide Side Access Bookcase and Display towers: Include (2) locks

Critical Dimensions

Dimensions under, **w**, **d** and **h** are actual to the nearest ¹/₁₆"

42", 50", 57" and 64" Tower Internal Dimensions

- Box and M drawer height: 4⁵/₁₆"
- Box and M drawer width: 12¹/₁₆"
- Box and M drawer depth: 18³/₈"
- File drawer height: 9¹/₄"
- File drawer width: 12¹/₁₆"
- File drawer depth: 18³/₈"

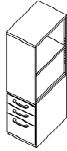
Note: All towers are configured from the top down with standard combinations of box and file drawers.

Storage Towers Currents Front

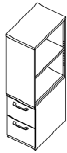
15" Wide Storage Towers

Series 2 Storage

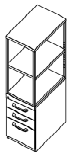
description	type	w	d	h	lock	pattern no.	P1	P2	P3
64" High Side Access Bookcase tower with two box and one file drawer (right hand shown)	left hand	14 ⁷ / ₈ "	23 ¹ / ₂ "	63 ⁵ / ₁₆ "	Y	AT3SBLH6415BBFL	\$1,754.	\$1,843.	\$1,934.
	right hand	14 ⁷ / ₈ "	23 ¹ / ₂ "	63 ⁵ / ₁₆ "	Y	AT3SBRH6415BBFL	1,754.	1,843.	1,934.



64" High Side Access Bookcase tower with two file drawers (right hand shown)	left hand	14 ⁷ / ₈ "	23 ¹ / ₂ "	63 ⁵ / ₁₆ "	Y	AT3SBLH6415FFL	1,668.	1,751.	1,840.
	right hand	14 ⁷ / ₈ "	23 ¹ / ₂ "	63 ⁵ / ₁₆ "	Y	AT3SBRH6415FFL	1,668.	1,751.	1,840.



64" High Side Access Display tower with two box and one file drawer (right hand shown)	left hand	14 ⁷ / ₈ "	23 ¹ / ₂ "	63 ⁵ / ₁₆ "	Y	AT3BDLH6415BBFL	1,776.	1,865.	1,958.
	right hand	14 ⁷ / ₈ "	23 ¹ / ₂ "	63 ⁵ / ₁₆ "	Y	AT3BDRH6415BBFL	1,776.	1,865.	1,958.



Order Code

Example:	AT3SBLH5715BBFL-NJ
AT3	Series 2 CurrentsFront
SB	Side Access Bookcase
LH	Left Hand Access
57	57" High
15	15" Wide
B	Box Drawer
B	Box Drawer
F	File Drawer
L	Locking
NJ	Medium Grey paint finish

Specification Information

For non-locking towers, deduct \$60 from the list price for single and double door units or \$75 list for units with wardrobe. Substitute the "L" suffix with a "N" within the pattern number to designate a non-locking unit, example (AT3SLH4215BBFN)

"M" drawers consisting of a box drawer body with a file drawer head are available by substituting any two "B" or any one "F" character within the pattern number, example (AT3SLH4215MFN). Multiple "M" drawers may be specified providing they equal the total modules available.

A 6" drawer, behind a cupboard door is available by adding the numeral 1 to the end of the pattern number, example (AT3SLH6415BBFL1) **Note:** 6" drawer behind doors are not available within the wardrobe portion of towers. Drawers behind doors can be specified with fronts painted in one of 6 accent colors. If an accent color is not selected the fronts will be painted black. Accent colors include, (MEY) Memo Yellow, (MRG) Marine Grey, (SFG) Seafoam Green, (REG) Robbins Egg Blue, (SSP) Sunset Pink and (KRD) Knoll Red.

Note: Drawer behind door list pricing is as follows: 1=\$250

Application Notes

Hanging rails and other accessories are not included and must be ordered separately. Hanging rails are included with 24" and 30" wide lateral drawers only. (See *Tower Accessories for pricing and order entry information*)

Half depth adjustable shelves and coat hooks may be ordered separately allowing the cupboard area of the 15", 24" and 30" wide towers to support binders as well as shorter coats. (See *Tower Accessories for pricing and order entry information*)

Single door towers: Include (2) locks. Double door towers: Include (2) locks. Wardrobe towers: Include (3) locks. 15" wide Side Access Bookcase and Display towers: Include (1) lock. 24" wide Side Access Bookcase and Display towers: Include (2) locks

Critical Dimensions

Dimensions under, **w**, **d** and **h** are actual to the nearest ¹/₁₆"

42", 50", 57" and 64" Tower Internal Dimensions

- Box and M drawer height: 4⁵/₁₆"
- Box and M drawer width: 12¹/₁₆"
- Box and M drawer depth: 18³/₈"
- File drawer height: 9¹/₄"
- File drawer width: 12¹/₁₆"
- File drawer depth: 18³/₈"

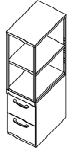
Note: All towers are configured from the top down with standard combinations of box and file drawers.

Storage Towers Currents Front

15" Wide Storage Towers

Series 2 Storage

description	type	w	d	h	lock	pattern no.	P1	P2	P3
64" High Side Access Display tower with two file drawers (right hand shown)	left hand	14 ⁷ / ₈ "	23 ¹ / ₂ "	63 ³ / ₁₆ "	Y	AT3BDLH6415FFL	\$1,689.	\$1,774.	\$1,863.
	right hand	14 ⁷ / ₈ "	23 ¹ / ₂ "	63 ³ / ₁₆ "	Y	AT3BDRH6415FFL	1,689.	1,774.	1,863.



Order Code

Example:	AT3SBLH5715BBFL-NJ
AT3	Series 2 CurrentsFront
SB	Side Access Bookcase
LH	Left Hand Access
57	57" High
15	15" Wide
B	Box Drawer
B	Box Drawer
F	File Drawer
L	Locking
NJ	Medium Grey paint finish

Specification Information

For non-locking towers, deduct \$60 from the list price for single and double door units or \$75 list for units with wardrobe. Substitute the "L" suffix with a "N" within the pattern number to designate a non-locking unit, example (AT3SLH4215BBFN)

"M" drawers consisting of a box drawer body with a file drawer head are available by substituting any two "B" or any one "F" character within the pattern number, example (AT3SLH4215MFN). Multiple "M" drawers may be specified providing they equal the total modules available.

A 6" drawer, behind a cupboard door is available by adding the numeral 1 to the end of the pattern number, example (AT3SLH6415BBFL1) **Note:** 6" drawer behind doors are not available within the wardrobe portion of towers. Drawers behind doors can be specified with fronts painted in one of 6 accent colors. If an accent color is not selected the fronts will be painted black. Accent colors include, (MEY) Memo Yellow, (MRG) Marine Grey, (SFG) Seafoam Green, (REG) Robbins Egg Blue, (SSP) Sunset Pink and (KRD) Knoll Red.

Note: Drawer behind door list pricing is as follows: 1=\$250

Application Notes

Hanging rails and other accessories are not included and must be ordered separately. Hanging rails are included with 24" and 30" wide lateral drawers only. (See *Tower Accessories for pricing and order entry information*)

Half depth adjustable shelves and coat hooks may be ordered separately allowing the cupboard area of the 15", 24" and 30" wide towers to support binders as well as shorter coats. (See *Tower Accessories for pricing and order entry information*)

Single door towers: Include (2) locks. Double door towers: Include (2) locks. Wardrobe towers: Include (3) locks. 15" wide Side Access Bookcase and Display towers: Include (1) lock. 24" wide Side Access Bookcase and Display towers: Include (2) locks

Critical Dimensions

Dimensions under, **w**, **d** and **h** are actual to the nearest ¹/₁₆"

42", 50", 57" and 64" Tower Internal Dimensions

- Box and M drawer height: 4⁵/₁₆"
- Box and M drawer width: 12¹/₁₆"
- Box and M drawer depth: 18³/₈"
- File drawer height: 9¹/₄"
- File drawer width: 12¹/₁₆"
- File drawer depth: 18³/₈"

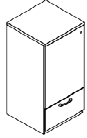
Note: All towers are configured from the top down with standard combinations of box and file drawers.

Storage Towers Currents Front

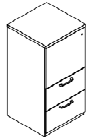
24" Wide Storage Towers

Series 2 Storage

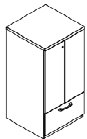
description	type	w	d	h	lock	pattern no.	P1	P2	P3
50" High Single Door tower with wide drawer (left hand shown)	left hand	23 7/8"	23 1/2"	48 5/16"	Y	AT3SLH5024WL	\$1,637.	\$1,718.	\$1,803.
	right hand	23 7/8"	23 1/2"	48 5/16"	Y	AT3SRH5024WL	1,637.	1,718.	1,803.



50" High Single Door tower with two wide drawers (left hand shown)	left hand	23 7/8"	23 1/2"	48 5/16"	Y	AT3SLH5024WWL	1,955.	2,052.	2,155.
	right hand	23 7/8"	23 1/2"	48 5/16"	Y	AT3SRH5024WWL	1,955.	2,052.	2,155.



50" High Double Door tower with one wide drawer		23 7/8"	23 1/2"	48 5/16"	Y	AT3D5024WL	1,973.	2,072.	2,175.
---	--	---------	---------	----------	---	-------------------	--------	--------	--------



24" and 30" wide double door cabinets may be ordered with a grommet option located in the back of the case by adding a "G" between the 4th and 5th character of the pattern number, example (AT3D**G**6424WL). Add \$100 for this option. **Note:** By adding a "G" option, the cabinet will also receive AV hinged doors.

Order Code

Example:	AT3SBLH5724BBFL-NJ
AT3	Series 2 Steel Front
SB	Side Access Bookcase
LH	Left Hand Access
57	57" High
24	24" Wide
B	Box Drawer
B	Box Drawer
F	File Drawer
L	Locking
NJ	Medium Grey paint finish

Specification Information

For non-locking towers, deduct \$60 from the list price for single and double door units or \$75 list for units with wardrobe. Substitute the "L" suffix with a "N" within the pattern number to designate a non-locking unit, example (AT3SLH6424BBFN)

"M" drawers consisting of a box drawer body with a file drawer head are available by substituting any two "B" or any one "F" character within the pattern number, example (AT3SLH6424MFN). Multiple "M" drawers may be specified providing they equal the total modules available.

A 6" drawer, behind a cupboard door is available by adding the numeral 1 to the end of the pattern number, example (AT3SLH6424BBFL1)

Single door towers: Include (2) locks. Double door towers: Include (2) locks. Wardrobe towers: Include (3) locks. 15" wide Side Access Bookcase and Display towers: Include (1) lock. 24" wide Side Access Bookcase and Display towers: Include (2) locks

Note: 6" drawer behind doors are not available within the wardrobe portion of towers. Drawers behind doors can be specified with fronts painted in one of 6 accent colors. If an accent color is not selected the fronts will be painted black. Accent colors include, (MEY) Memo Yellow, (MRG) Marine Grey, (SFG) Seafoam Green, (REG) Robbins Egg Blue, (SSP) Sunset Pink and (KRD) Knoll Red.

Note: Drawer behind door list pricing is as follows: 1=\$250

Application Notes

Hanging rails and other accessories are not included and must be ordered separately. Hanging rails are included with 24" and 30" wide lateral drawers only. (See *Tower Accessories for pricing and order entry information*)

Half depth adjustable shelves and coat hooks may be ordered separately allowing the cupboard area of the 15", 24" and 30" wide towers to support binders as well as shorter coats. (See *Tower Accessories for pricing and order entry information*)

Critical Dimensions

Dimensions under, **w**, **d** and **h** are actual to the nearest 1/16"

50", 57" and 64" Tower Internal Dimensions

- Box and M drawer height: 4 1/16"
- Box and M drawer width: 12 1/16"
- Box and M drawer depth: 18 3/8"
- File drawer height: 9 1/4"
- File drawer width: 12 1/16"
- File drawer depth: 18 3/8"
- Wide drawer height: 9 7/16"
- Wide drawer width: 20 3/4"
- Wide drawer depth: 22 7/8"

Note: All towers are configured from the top down with standard combinations of box and file drawers.

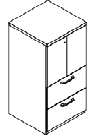
Storage Towers Currents Front

24" Wide Storage Towers

Series 2 Storage

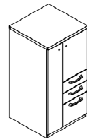
description	type	w	d	h	lock	pattern no.	P1	P2	P3
-------------	------	---	---	---	------	-------------	----	----	----

50" High Double Door tower with two wide drawers		23 7/8"	23 1/2"	48 5/16"	Y	AT3D5024WWL	\$2,264.	\$2,378.	\$2,497.
--	--	---------	---------	----------	---	--------------------	----------	----------	----------

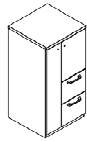


24" and 30" wide double door cabinets may be ordered with a grommet option located in the back of the case by adding a "G" between the 4th and 5th character of the pattern number, example (AT3DG6424WL). Add \$100 for this option. **Note:** By adding a "G" option, the cabinet will also receive AV hinged doors.

50" High tower with two box and one file drawer and door and wardrobe (left hand shown)	left hand	23 7/8"	23 1/2"	48 5/16"	Y	AT3WSLH5024BBFL	2,295.	2,411.	2,532.
	right hand	23 7/8"	23 1/2"	48 5/16"	Y	AT3WSRH5024BBFL	2,295.	2,411.	2,532.



50" High tower with two file drawers and door and wardrobe (left hand shown)	left hand	23 7/8"	23 1/2"	48 5/16"	Y	AT3WSLH5024FFL	1,876.	1,970.	2,070.
	right hand	23 7/8"	23 1/2"	48 5/16"	Y	AT3WSRH5024FFL	1,876.	1,970.	2,070.



Order Code

Example:	AT3SBLH5724BBFL-NJ
AT3	Series 2 Steel Front
SB	Side Access Bookcase
LH	Left Hand Access
57	57" High
24	24" Wide
B	Box Drawer
B	Box Drawer
F	File Drawer
L	Locking
NJ	Medium Grey paint finish

Specification Information

For non-locking towers, deduct \$60 from the list price for single and double door units or \$75 list for units with wardrobe. Substitute the "L" suffix with a "N" within the pattern number to designate a non-locking unit, example (AT3SLH6424BBFN)

"M" drawers consisting of a box drawer body with a file drawer head are available by substituting any two "B" or any one "F" character within the pattern number, example (AT3SLH6424MFN). Multiple "M" drawers may be specified providing they equal the total modules available.

A 6" drawer, behind a cupboard door is available by adding the numeral 1 to the end of the pattern number, example (AT3SLH6424BBFL1)

Single door towers: Include (2) locks. Double door towers: Include (2) locks. Wardrobe towers: Include (3) locks. 15" wide Side Access Bookcase and Display towers: Include (1) lock. 24" wide Side Access Bookcase and Display towers: Include (2) locks

Note: 6" drawer behind doors are not available within the wardrobe portion of towers. Drawers behind doors can be specified with fronts painted in one of 6 accent colors. If an accent color is not selected the fronts will be painted black. Accent colors include, (MEY) Memo Yellow, (MRG) Marine Grey, (SFG) Seafoam Green, (REG) Robbins Egg Blue, (SSP) Sunset Pink and (KRD) Knoll Red.

Note: Drawer behind door list pricing is as follows: 1=\$250

Application Notes

Hanging rails and other accessories are not included and must be ordered separately. Hanging rails are included with 24" and 30" wide lateral drawers only. (See *Tower Accessories for pricing and order entry information*)

Half depth adjustable shelves and coat hooks may be ordered separately allowing the cupboard area of the 15", 24" and 30" wide towers to support binders as well as shorter coats. (See *Tower Accessories for pricing and order entry information*)

Critical Dimensions

Dimensions under, **w**, **d** and **h** are actual to the nearest 1/16"

50", 57" and 64" Tower Internal Dimensions

- Box and M drawer height: 4 3/16"
- Box and M drawer width: 12 1/16"
- Box and M drawer depth: 18 3/8"
- File drawer height: 9 1/4"
- File drawer width: 12 1/16"
- File drawer depth: 18 3/8"
- Wide drawer height: 9 7/16"
- Wide drawer width: 20 3/4"
- Wide drawer depth: 22 7/8"

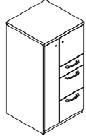
Note: All towers are configured from the top down with standard combinations of box and file drawers.

Storage Towers Currents Front

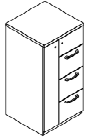
24" Wide Storage Towers

Series 2 Storage

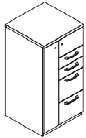
description	type	w	d	h	lock	pattern no.	P1	P2	P3
50" High tower with one box and two file drawers and door and wardrobe (left hand shown)	left hand	23 7/8"	23 1/2"	48 5/16"	Y	AT3WSLH5024BFFL	\$2,238.	\$2,350.	\$2,468.
	right hand	23 7/8"	23 1/2"	48 5/16"	Y	AT3WSRH5024BFFL	2,238.	2,350.	2,468.



50" High tower with three file drawers and door and wardrobe (left hand shown)	left hand	23 7/8"	23 1/2"	48 5/16"	Y	AT3WSLH5024FFFL	2,253.	2,366.	2,484.
	right hand	23 7/8"	23 1/2"	48 5/16"	Y	AT3WSRH5024FFFL	2,253.	2,366.	2,484.



50" High tower with two box and two file drawers and door and wardrobe (left hand shown)	left hand	23 7/8"	23 1/2"	48 5/16"	Y	AT3WSLH5024BBFFL	2,459.	2,580.	2,709.
	right hand	23 7/8"	23 1/2"	48 5/16"	Y	AT3WSRH5024BBFFL	2,459.	2,580.	2,709.



Order Code	Specification Information
Example: AT3SBLH5724BBFL-NJ	
AT3 Series 2 Steel Front	
SB Side Access Bookcase	
LH Left Hand Access	
57 57" High	
24 24" Wide	
B Box Drawer	
B Box Drawer	
F File Drawer	
L Locking	
NJ Medium Grey paint finish	

Specification Information

For non-locking towers, deduct \$60 from the list price for single and double door units or \$75 list for units with wardrobe. Substitute the "L" suffix with a "N" within the pattern number to designate a non-locking unit, example (AT3SLH6424BBFN)

"M" drawers consisting of a box drawer body with a file drawer head are available by substituting any two "B" or any one "F" character within the pattern number, example (AT3SLH6424MFN). Multiple "M" drawers may be specified providing they equal the total modules available.

A 6" drawer, behind a cupboard door is available by adding the numeral 1 to the end of the pattern number, example (AT3SLH6424BBFL1)

Single door towers: Include (2) locks. Double door towers: Include (2) locks. Wardrobe towers: Include (3) locks. 15" wide Side Access Bookcase and Display towers: Include (1) lock. 24" wide Side Access Bookcase and Display towers: Include (2) locks

Note: 6" drawer behind doors are not available within the wardrobe portion of towers. Drawers behind doors can be specified with fronts painted in one of 6 accent colors. If an accent color is not selected the fronts will be painted black. Accent colors include, (MEY) Memo Yellow, (MRG) Marine Grey, (SFG) Seafoam Green, (REG) Robbins Egg Blue, (SSP) Sunset Pink and (KRD) Knoll Red.

Note: Drawer behind door list pricing is as follows: 1=\$250

Application Notes

Hanging rails and other accessories are not included and must be ordered separately. Hanging rails are included with 24" and 30" wide lateral drawers only. (See Tower Accessories for pricing and order entry information)

Half depth adjustable shelves and coat hooks may be ordered separately allowing the cupboard area of the 15", 24" and 30" wide towers to support binders as well as shorter coats. (See Tower Accessories for pricing and order entry information)

Critical Dimensions

Dimensions under, **w**, **d** and **h** are actual to the nearest 1/16"

50", 57" and 64" Tower Internal Dimensions

- Box and M drawer height: 4 7/16"
- Box and M drawer width: 12 1/16"
- Box and M drawer depth: 18 3/8"
- File drawer height: 9 1/4"
- File drawer width: 12 1/16"
- File drawer depth: 18 3/8"
- Wide drawer height: 9 7/16"
- Wide drawer width: 20 3/4"
- Wide drawer depth: 22 7/8"

Note: All towers are configured from the top down with standard combinations of box and file drawers.

Storage Towers Currents Front

24" Wide Storage Towers

Series 2 Storage

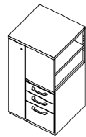
description	type	w	d	h	lock	pattern no.	P1	P2	P3
42" High Side Access Bookcase with two box and one file drawer with wardrobe (left hand shown)	left hand	23 7/8"	23 1/2"	41 5/16"	Y	AT3WSBLH4224BBFL	\$2,331.	\$2,448.	\$2,570.
	right hand	23 7/8"	23 1/2"	41 5/16"	Y	AT3WSBRH4224BBFL	2,331.	2,448.	2,570.



42" High Side Access Bookcase with two file drawers with wardrobe (left hand shown)	left hand	23 7/8"	23 1/2"	41 5/16"	Y	AT3WSBLH4224FFL	2,242.	2,356.	2,473.
	right hand	23 7/8"	23 1/2"	41 5/16"	Y	AT3WSBRH4224FFL	2,242.	2,356.	2,473.



50" High Side Access Bookcase with two box and one file drawer with wardrobe (left hand shown)	left hand	23 7/8"	23 1/2"	48 5/16"	Y	AT3WSBLH5024BBFL	2,341.	2,459.	2,580.
	right hand	23 7/8"	23 1/2"	48 5/16"	Y	AT3WSBRH5024BBFL	2,341.	2,459.	2,580.



Order Code	Specification Information
Example: AT3SBLH5724BBFL-NJ	
AT3 Series 2 Steel Front	
SB Side Access Bookcase	
LH Left Hand Access	
57 57" High	
24 24" Wide	
B Box Drawer	
B Box Drawer	
F File Drawer	
L Locking	
NJ Medium Grey paint finish	

Specification Information

For non-locking towers, deduct \$60 from the list price for single and double door units or \$75 list for units with wardrobe. Substitute the "L" suffix with a "N" within the pattern number to designate a non-locking unit, example (AT3SLH6424BBFN)

"M" drawers consisting of a box drawer body with a file drawer head are available by substituting any two "B" or any one "F" character within the pattern number, example (AT3SLH6424MFN). Multiple "M" drawers may be specified providing they equal the total modules available.

A 6" drawer, behind a cupboard door is available by adding the numeral 1 to the end of the pattern number, example (AT3SLH6424BBFL1)

Single door towers: Include (2) locks. Double door towers: Include (2) locks. Wardrobe towers: Include (3) locks. 15" wide Side Access Bookcase and Display towers: Include (1) lock. 24" wide Side Access Bookcase and Display towers: Include (2) locks

Note: 6" drawer behind doors are not available within the wardrobe portion of towers. Drawers behind doors can be specified with fronts painted in one of 6 accent colors. If an accent color is not selected the fronts will be painted black. Accent colors include, (MEY) Memo Yellow, (MRG) Marine Grey, (SFG) Seafoam Green, (REG) Robbins Egg Blue, (SSP) Sunset Pink and (KRD) Knoll Red.

Note: Drawer behind door list pricing is as follows: 1=\$250

Application Notes

Hanging rails and other accessories are not included and must be ordered separately. Hanging rails are included with 24" and 30" wide lateral drawers only. (See *Tower Accessories for pricing and order entry information*)

Half depth adjustable shelves and coat hooks may be ordered separately allowing the cupboard area of the 15", 24" and 30" wide towers to support binders as well as shorter coats. (See *Tower Accessories for pricing and order entry information*)

Critical Dimensions

Dimensions under, **w**, **d** and **h** are actual to the nearest 1/16"

50", 57" and 64" Tower Internal Dimensions

- Box and M drawer height: 4 3/16"
- Box and M drawer width: 12 1/16"
- Box and M drawer depth: 18 3/8"
- File drawer height: 9 1/4"
- File drawer width: 12 1/16"
- File drawer depth: 18 3/8"
- Wide drawer height: 9 7/16"
- Wide drawer width: 20 3/4"
- Wide drawer depth: 22 7/8"

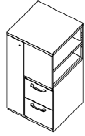
Note: All towers are configured from the top down with standard combinations of box and file drawers.

Storage Towers Currents Front

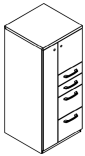
24" Wide Storage Towers

Series 2 Storage

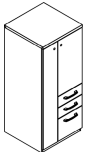
description	type	w	d	h	lock	pattern no.	P1	P2	P3
50" High Side Access Bookcase with two file drawers with wardrobe (left hand shown)	left hand	23 ⁷ / ₈ "	23 ¹ / ₂ "	48 ³ / ₁₆ "	Y	AT3WSBLH5024FFL	\$2,253.	\$2,366.	\$2,484.
	right hand	23 ⁷ / ₈ "	23 ¹ / ₂ "	48 ³ / ₁₆ "	Y	AT3WSBRH5024FFL	2,253.	2,366.	2,484.



57" High tower with two box and two file drawers and door and wardrobe (left hand shown)	left hand	23 ⁷ / ₈ "	23 ¹ / ₂ "	56 ³ / ₁₆ "	Y	AT3WSLH5724BBFFL	2,512.	2,889.	3,013.
	right hand	23 ⁷ / ₈ "	23 ¹ / ₂ "	56 ³ / ₁₆ "	Y	AT3WSRH5724BBFFL	2,512.	2,889.	3,013.



57" High tower with two box and one file drawer and door and wardrobe (left hand shown)	left hand	23 ⁷ / ₈ "	23 ¹ / ₂ "	56 ³ / ₁₆ "	Y	AT3WSLH5724BBFL	2,381.	2,737.	2,856.
	right hand	23 ⁷ / ₈ "	23 ¹ / ₂ "	56 ³ / ₁₆ "	Y	AT3WSRH5724BBFL	2,381.	2,737.	2,856.



Order Code

Example:	AT3SBLH5724BBFL-NJ
AT3	Series 2 Steel Front
SB	Side Access Bookcase
LH	Left Hand Access
57	57" High
24	24" Wide
B	Box Drawer
B	Box Drawer
F	File Drawer
L	Locking
NJ	Medium Grey paint finish

Specification Information

For non-locking towers, deduct \$60 from the list price for single and double door units or \$75 list for units with wardrobe. Substitute the "L" suffix with a "N" within the pattern number to designate a non-locking unit, example (AT3SLH6424BBFN)

"M" drawers consisting of a box drawer body with a file drawer head are available by substituting any two "B" or any one "F" character within the pattern number, example (AT3SLH6424MFN). Multiple "M" drawers may be specified providing they equal the total modules available.

A 6" drawer, behind a cupboard door is available by adding the numeral 1 to the end of the pattern number, example (AT3SLH6424BBFL1)

Single door towers: Include (2) locks. Double door towers: Include (2) locks. Wardrobe towers: Include (3) locks. 15" wide Side Access Bookcase and Display towers: Include (1) lock. 24" wide Side Access Bookcase and Display towers: Include (2) locks

Note: 6" drawer behind doors are not available within the wardrobe portion of towers. Drawers behind doors can be specified with fronts painted in one of 6 accent colors. If an accent color is not selected the fronts will be painted black. Accent colors include, (MEY) Memo Yellow, (MRG) Marine Grey, (SFG) Seafoam Green, (REG) Robbins Egg Blue, (SSP) Sunset Pink and (KRD) Knoll Red.

Note: Drawer behind door list pricing is as follows: 1=\$250

Application Notes

Hanging rails and other accessories are not included and must be ordered separately. Hanging rails are included with 24" and 30" wide lateral drawers only. (See *Tower Accessories for pricing and order entry information*)

Half depth adjustable shelves and coat hooks may be ordered separately allowing the cupboard area of the 15", 24" and 30" wide towers to support binders as well as shorter coats. (See *Tower Accessories for pricing and order entry information*)

Critical Dimensions

Dimensions under, **w**, **d** and **h** are actual to the nearest ¹/₁₆"

50", 57" and 64" Tower Internal Dimensions

- Box and M drawer height: 4⁷/₁₆"
- Box and M drawer width: 12¹/₁₆"
- Box and M drawer depth: 18³/₈"
- File drawer height: 9¹/₄"
- File drawer width: 12¹/₁₆"
- File drawer depth: 18³/₈"
- Wide drawer height: 9⁷/₁₆"
- Wide drawer width: 20³/₄"
- Wide drawer depth: 22⁷/₈"

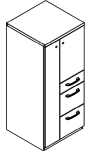
Note: All towers are configured from the top down with standard combinations of box and file drawers.

Storage Towers Currents Front

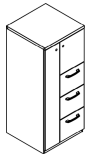
24" Wide Storage Towers

Series 2 Storage

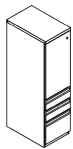
description	type	w	d	h	lock	pattern no.	P1	P2	P3
57" High tower with one box and two file drawers and door and wardrobe (left hand shown)	left hand	29 ⁷ / ₈ "	23 ¹ / ₂ "	56 ³ / ₁₆ "	Y	AT3WSLH5730BFFL	\$2,367.	\$2,723.	\$2,839.
	right hand	29 ⁷ / ₈ "	23 ¹ / ₂ "	56 ³ / ₁₆ "	Y	AT3WSRH5730BFFL	2,367.	2,723.	2,839.



57" High tower with three file drawers and door and wardrobe (left hand shown)	left hand	23 ⁷ / ₈ "	23 ¹ / ₂ "	56 ³ / ₁₆ "	Y	AT3WSLH5724FFFL	2,307.	2,653.	2,766.
	right hand	23 ⁷ / ₈ "	23 ¹ / ₂ "	56 ³ / ₁₆ "	Y	AT3WSRH5724FFFL	2,307.	2,653.	2,766.



57" High tower with two file drawers and door and wardrobe (left hand shown)	left hand	23 ⁷ / ₈ "	23 ¹ / ₂ "	56 ³ / ₁₆ "	Y	AT3WSLH5724FFL	1,936.	2,227.	2,322.
	right hand	23 ⁷ / ₈ "	23 ¹ / ₂ "	56 ³ / ₁₆ "	Y	AT3WSRH5724FFL	1,936.	2,227.	2,322.



Order Code

Example:	AT3SBLH5724BBFL-NJ
AT3	Series 2 Steel Front
SB	Side Access Bookcase
LH	Left Hand Access
57	57" High
24	24" Wide
B	Box Drawer
B	Box Drawer
F	File Drawer
L	Locking
NJ	Medium Grey paint finish

Specification Information

For non-locking towers, deduct \$60 from the list price for single and double door units or \$75 list for units with wardrobe. Substitute the "L" suffix with a "N" within the pattern number to designate a non-locking unit, example (AT3SLH6424BBFN)

"M" drawers consisting of a box drawer body with a file drawer head are available by substituting any two "B" or any one "F" character within the pattern number, example (AT3SLH6424MFN). Multiple "M" drawers may be specified providing they equal the total modules available.

A 6" drawer, behind a cupboard door is available by adding the numeral 1 to the end of the pattern number, example (AT3SLH6424BBFL1)

Single door towers: Include (2) locks. Double door towers: Include (2) locks. Wardrobe towers: Include (3) locks. 15" wide Side Access Bookcase and Display towers: Include (1) lock. 24" wide Side Access Bookcase and Display towers: Include (2) locks

Note: 6" drawer behind doors are not available within the wardrobe portion of towers. Drawers behind doors can be specified with fronts painted in one of 6 accent colors. If an accent color is not selected the fronts will be painted black. Accent colors include, (**MEY**) Memo Yellow, (**MRG**) Marine Grey, (**SFG**) Seafoam Green, (**REG**) Robbins Egg Blue, (**SSP**) Sunset Pink and (**KRD**) Knoll Red.

Note: Drawer behind door list pricing is as follows: 1=\$250

Application Notes

Hanging rails and other accessories are not included and must be ordered separately. Hanging rails are included with 24" and 30" wide lateral drawers only. (See *Tower Accessories for pricing and order entry information*)

Half depth adjustable shelves and coat hooks may be ordered separately allowing the cupboard area of the 15", 24" and 30" wide towers to support binders as well as shorter coats. (See *Tower Accessories for pricing and order entry information*)

Critical Dimensions

Dimensions under, **w**, **d** and **h** are actual to the nearest ¹/₁₆"

50", 57" and 64" Tower Internal Dimensions

- Box and M drawer height: 4³/₁₆"
- Box and M drawer width: 12¹/₁₆"
- Box and M drawer depth: 18³/₈"
- File drawer height: 9¹/₄"
- File drawer width: 12¹/₁₆"
- File drawer depth: 18³/₈"
- Wide drawer height: 9⁷/₁₆"
- Wide drawer width: 20³/₄"
- Wide drawer depth: 22⁷/₈"

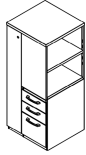
Note: All towers are configured from the top down with standard combinations of box and file drawers.

Storage Towers Currents Front

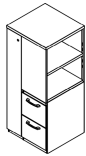
24" Wide Storage Towers

Series 2 Storage

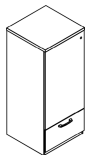
description	type	w	d	h	lock	pattern no.	P1	P2	P3
57" High Side Access Bookcase with two box and one file drawer with wardrobe (left hand shown)	left hand	23 ⁷ / ₈ "	23 ¹ / ₂ "	57 ³ / ₁₆ "	Y	AT3WSBLH5724BBFL	\$2,434.	\$2,799.	\$2,919.
	right hand	23 ⁷ / ₈ "	23 ¹ / ₂ "	57 ³ / ₁₆ "	Y	AT3WSBRH5724BBFL	2,434.	2,799.	2,919.



57" High Side Access Bookcase with two file drawers with wardrobe (left hand shown)	left hand	23 ⁷ / ₈ "	23 ¹ / ₂ "	56 ³ / ₁₆ "	Y	AT3WSBLH5724FFL	2,346.	2,698.	2,814.
	right hand	23 ⁷ / ₈ "	23 ¹ / ₂ "	56 ³ / ₁₆ "	Y	AT3WSBRH5724FFL	2,346.	2,698.	2,814.



57" High Single Door tower with wide drawer (left hand shown)	left hand	23 ⁷ / ₈ "	23 ¹ / ₂ "	56 ³ / ₁₆ "	Y	AT3SLH5724WL	1,698.	1,953.	2,037.
	right hand	23 ⁷ / ₈ "	23 ¹ / ₂ "	56 ³ / ₁₆ "	Y	AT3SRH5724WL	1,698.	1,953.	2,037.



Order Code

Example:	AT3SBLH5724BBFL-NJ
AT3	Series 2 Steel Front
SB	Side Access Bookcase
LH	Left Hand Access
57	57" High
24	24" Wide
B	Box Drawer
B	Box Drawer
F	File Drawer
L	Locking
NJ	Medium Grey paint finish

Specification Information

For non-locking towers, deduct \$60 from the list price for single and double door units or \$75 list for units with wardrobe. Substitute the "L" suffix with a "N" within the pattern number to designate a non-locking unit, example (AT3SLH6424BBFN)

"M" drawers consisting of a box drawer body with a file drawer head are available by substituting any two "B" or any one "F" character within the pattern number, example (AT3SLH6424MFN). Multiple "M" drawers may be specified providing they equal the total modules available.

A 6" drawer, behind a cupboard door is available by adding the numeral 1 to the end of the pattern number, example (AT3SLH6424BBFL1)

Single door towers: Include (2) locks. Double door towers: Include (2) locks. Wardrobe towers: Include (3) locks. 15" wide Side Access Bookcase and Display towers: Include (1) lock. 24" wide Side Access Bookcase and Display towers: Include (2) locks

Note: 6" drawer behind doors are not available within the wardrobe portion of towers. Drawers behind doors can be specified with fronts painted in one of 6 accent colors. If an accent color is not selected the fronts will be painted black. Accent colors include, (MEY) Memo Yellow, (MRG) Marine Grey, (SFG) Seafoam Green, (REG) Robbins Egg Blue, (SSP) Sunset Pink and (KRD) Knoll Red.

Note: Drawer behind door list pricing is as follows: 1=\$250

Application Notes

Hanging rails and other accessories are not included and must be ordered separately. Hanging rails are included with 24" and 30" wide lateral drawers only. (See *Tower Accessories for pricing and order entry information*)

Half depth adjustable shelves and coat hooks may be ordered separately allowing the cupboard area of the 15", 24" and 30" wide towers to support binders as well as shorter coats. (See *Tower Accessories for pricing and order entry information*)

Critical Dimensions

Dimensions under, **w**, **d** and **h** are actual to the nearest ¹/₁₆"

50", 57" and 64" Tower Internal Dimensions

- Box and M drawer height: 4⁷/₁₆"
- Box and M drawer width: 12¹/₁₆"
- Box and M drawer depth: 18³/₈"
- File drawer height: 9¹/₄"
- File drawer width: 12¹/₁₆"
- File drawer depth: 18³/₈"
- Wide drawer height: 9⁷/₁₆"
- Wide drawer width: 20³/₄"
- Wide drawer depth: 22⁷/₈"

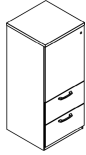
Note: All towers are configured from the top down with standard combinations of box and file drawers.

Storage Towers Currents Front

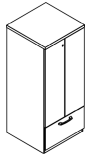
24" Wide Storage Towers

Series 2 Storage

description	type	w	d	h	lock	pattern no.	P1	P2	P3
57" High Single Door tower with two wide drawers (left hand shown)	left hand	23 ⁷ / ₈ "	23 ¹ / ₂ "	56 ³ / ₁₆ "	Y	AT3SLH5724WWL	\$2,003.	\$2,304.	\$2,402.
	right hand	23 ⁷ / ₈ "	23 ¹ / ₂ "	56 ³ / ₁₆ "	Y	AT3SRH5724WWL	2,003.	2,304.	2,402.

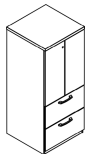


57" High Double Door tower with one wide drawer		23 ⁷ / ₈ "	23 ¹ / ₂ "	56 ³ / ₁₆ "	Y	AT3D5724WL	2,013.	2,315.	2,415.
---	--	----------------------------------	----------------------------------	-----------------------------------	---	-------------------	--------	--------	--------



24" and 30" wide double door cabinets may be ordered with a grommet option located in the back of the case by adding a "G" between the 4th and 5th character of the pattern number, example (AT3DG6424WL). Add \$100 for this option. **Note:** By adding a "G" option, the cabinet will also receive AV hinged doors.

57" High Double Door tower with two wide drawers		23 ⁷ / ₈ "	23 ¹ / ₂ "	56 ³ / ₁₆ "	Y	AT3D5724WWL	2,373.	2,729.	2,846.
--	--	----------------------------------	----------------------------------	-----------------------------------	---	--------------------	--------	--------	--------



24" and 30" wide double door cabinets may be ordered with a grommet option located in the back of the case by adding a "G" between the 4th and 5th character of the pattern number, example (AT3DG6424WL). Add \$100 for this option. **Note:** By adding a "G" option, the cabinet will also receive AV hinged doors.

Order Code

Example:	AT3SBLH5724BBFL-NJ
AT3	Series 2 Steel Front
SB	Side Access Bookcase
LH	Left Hand Access
57	57" High
24	24" Wide
B	Box Drawer
B	Box Drawer
F	File Drawer
L	Locking
NJ	Medium Grey paint finish

Specification Information

For non-locking towers, deduct \$60 from the list price for single and double door units or \$75 list for units with wardrobe. Substitute the "L" suffix with a "N" within the pattern number to designate a non-locking unit, example (AT3SLH6424BBFN)

"M" drawers consisting of a box drawer body with a file drawer head are available by substituting any two "B" or any one "F" character within the pattern number, example (AT3SLH6424MFN). Multiple "M" drawers may be specified providing they equal the total modules available.

A 6" drawer, behind a cupboard door is available by adding the numeral 1 to the end of the pattern number, example (AT3SLH6424BBFL1)

Single door towers: Include (2) locks. Double door towers: Include (2) locks. Wardrobe towers: Include (3) locks. 15" wide Side Access Bookcase and Display towers: Include (1) lock. 24" wide Side Access Bookcase and Display towers: Include (2) locks

Note: 6" drawer behind doors are not available within the wardrobe portion of towers. Drawers behind doors can be specified with fronts painted in one of 6 accent colors. If an accent color is not selected the fronts will be painted black. Accent colors include, (MEY) Memo Yellow, (MRG) Marine Grey, (SFG) Seafoam Green, (REG) Robbins Egg Blue, (SSP) Sunset Pink and (KRD) Knoll Red.

Note: Drawer behind door list pricing is as follows: 1=\$250

Application Notes

Hanging rails and other accessories are not included and must be ordered separately. Hanging rails are included with 24" and 30" wide lateral drawers only. (See *Tower Accessories for pricing and order entry information*)

Half depth adjustable shelves and coat hooks may be ordered separately allowing the cupboard area of the 15", 24" and 30" wide towers to support binders as well as shorter coats. (See *Tower Accessories for pricing and order entry information*)

Critical Dimensions

Dimensions under, **w**, **d** and **h** are actual to the nearest 1/16"

50", 57" and 64" Tower Internal Dimensions

- Box and M drawer height: 4⁷/₁₆"
- Box and M drawer width: 12¹/₁₆"
- Box and M drawer depth: 18³/₈"
- File drawer height: 9¹/₄"
- File drawer width: 12¹/₁₆"
- File drawer depth: 18³/₈"
- Wide drawer height: 9⁷/₁₆"
- Wide drawer width: 20³/₄"
- Wide drawer depth: 22⁷/₈"

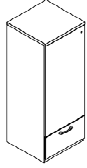
Note: All towers are configured from the top down with standard combinations of box and file drawers.

Storage Towers Currents Front

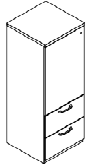
24" Wide Storage Towers

Series 2 Storage

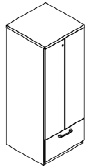
description	type	w	d	h	lock	pattern no.	P1	P2	P3
64" High Single Door tower with wide drawer (left hand shown)	left hand	23 7/8"	23 1/2"	63 5/16"	Y	AT3SLH6424WL	\$1,760.	\$1,847.	\$1,940.
	right hand	23 7/8"	23 1/2"	63 5/16"	Y	AT3SRH6424WL	1,760.	1,847.	1,940.



64" High Single Door tower with two wide drawers (left hand shown)	left hand	23 7/8"	23 1/2"	63 5/16"	Y	AT3SLH6424WWL	2,029.	2,131.	2,237.
	right hand	23 7/8"	23 1/2"	63 5/16"	Y	AT3SRH6424WWL	2,029.	2,131.	2,237.



64" High Double Door tower with one wide drawer		23 7/8"	23 1/2"	63 5/16"	Y	AT3D6424WL	2,051.	2,153.	2,261.
---	--	---------	---------	----------	---	-------------------	--------	--------	--------



24" and 30" wide double door cabinets may be ordered with a grommet option located in the back of the case by adding a "G" between the 4th and 5th character of the pattern number, example (AT3DG6424WL). Add \$100 for this option. **Note:** By adding a "G" option, the cabinet will also receive AV hinged doors.

Order Code

Example:	AT3SBLH5724BBFL-NJ
AT3	Series 2 Steel Front
SB	Side Access Bookcase
LH	Left Hand Access
57	57" High
24	24" Wide
B	Box Drawer
B	Box Drawer
F	File Drawer
L	Locking
NJ	Medium Grey paint finish

Specification Information

For non-locking towers, deduct \$60 from the list price for single and double door units or \$75 list for units with wardrobe. Substitute the "L" suffix with a "N" within the pattern number to designate a non-locking unit, example (AT3SLH6424BBFN)

"M" drawers consisting of a box drawer body with a file drawer head are available by substituting any two "B" or any one "F" character within the pattern number, example (AT3SLH6424MFN). Multiple "M" drawers may be specified providing they equal the total modules available.

A 6" drawer, behind a cupboard door is available by adding the numeral 1 to the end of the pattern number, example (AT3SLH6424BBFL1)

Single door towers: Include (2) locks. Double door towers: Include (2) locks. Wardrobe towers: Include (3) locks. 15" wide Side Access Bookcase and Display towers: Include (1) lock. 24" wide Side Access Bookcase and Display towers: Include (2) locks

Note: 6" drawer behind doors are not available within the wardrobe portion of towers. Drawers behind doors can be specified with fronts painted in one of 6 accent colors. If an accent color is not selected the fronts will be painted black. Accent colors include, (MEY) Memo Yellow, (MRG) Marine Grey, (SFG) Seafoam Green, (REG) Robbins Egg Blue, (SSP) Sunset Pink and (KRD) Knoll Red.

Note: Drawer behind door list pricing is as follows: 1=\$250

Application Notes

Hanging rails and other accessories are not included and must be ordered separately. Hanging rails are included with 24" and 30" wide lateral drawers only. (See *Tower Accessories for pricing and order entry information*)

Half depth adjustable shelves and coat hooks may be ordered separately allowing the cupboard area of the 15", 24" and 30" wide towers to support binders as well as shorter coats. (See *Tower Accessories for pricing and order entry information*)

Critical Dimensions

Dimensions under, **w**, **d** and **h** are actual to the nearest 1/16"

50", 57" and 64" Tower Internal Dimensions

- Box and M drawer height: 4 3/16"
- Box and M drawer width: 12 1/16"
- Box and M drawer depth: 18 3/8"
- File drawer height: 9 1/4"
- File drawer width: 12 1/16"
- File drawer depth: 18 3/8"
- Wide drawer height: 9 7/16"
- Wide drawer width: 20 3/4"
- Wide drawer depth: 22 7/8"

Note: All towers are configured from the top down with standard combinations of box and file drawers.

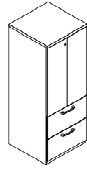
Storage Towers Currents Front

24" Wide Storage Towers

Series 2 Storage

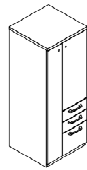
description	type	w	d	h	lock	pattern no.	P1	P2	P3
-------------	------	---	---	---	------	-------------	----	----	----

64" High Double Door tower with two wide drawers		23 7/8"	23 1/2"	63 5/16"	Y	AT3D6424WWL	\$2,434.	\$2,555.	\$2,683.
--	--	---------	---------	----------	---	--------------------	----------	----------	----------

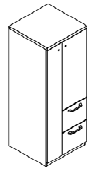


24" and 30" wide double door cabinets may be ordered with a grommet option located in the back of the case by adding a "G" between the 4th and 5th character of the pattern number, example (AT3DG6424WL). Add \$100 for this option. **Note:** By adding a "G" option, the cabinet will also receive AV hinged doors.

64" High tower with two box and one file drawer and door and wardrobe (left hand shown)	left hand	23 7/8"	23 1/2"	63 5/16"	Y	AT3WSLH6424BBFL	2,447.	2,570.	2,698.
	right hand	23 7/8"	23 1/2"	63 5/16"	Y	AT3WSRH6424BBFL	2,447.	2,570.	2,698.



64" High tower with two file drawers and door and wardrobe (left hand shown)	left hand	23 7/8"	23 1/2"	63 5/16"	Y	AT3WSLH6424FFL	1,992.	2,092.	2,196.
	right hand	23 7/8"	23 1/2"	63 5/16"	Y	AT3WSRH6424FFL	1,992.	2,092.	2,196.



Order Code

Example:	AT3SBLH5724BBFL-NJ
AT3	Series 2 Steel Front
SB	Side Access Bookcase
LH	Left Hand Access
57	57" High
24	24" Wide
B	Box Drawer
B	Box Drawer
F	File Drawer
L	Locking
NJ	Medium Grey paint finish

Specification Information

For non-locking towers, deduct \$60 from the list price for single and double door units or \$75 list for units with wardrobe. Substitute the "L" suffix with a "N" within the pattern number to designate a non-locking unit, example (AT3SLH6424BBFN)

"M" drawers consisting of a box drawer body with a file drawer head are available by substituting any two "B" or any one "F" character within the pattern number, example (AT3SLH6424MFN). Multiple "M" drawers may be specified providing they equal the total modules available.

A 6" drawer, behind a cupboard door is available by adding the numeral 1 to the end of the pattern number, example (AT3SLH6424BBFL1)

Single door towers: Include (2) locks. Double door towers: Include (2) locks. Wardrobe towers: Include (3) locks. 15" wide Side Access Bookcase and Display towers: Include (1) lock. 24" wide Side Access Bookcase and Display towers: Include (2) locks

Note: 6" drawer behind doors are not available within the wardrobe portion of towers. Drawers behind doors can be specified with fronts painted in one of 6 accent colors. If an accent color is not selected the fronts will be painted black. Accent colors include, (MEY) Memo Yellow, (MRG) Marine Grey, (SFG) Seafoam Green, (REG) Robbins Egg Blue, (SSP) Sunset Pink and (KRD) Knoll Red.

Note: Drawer behind door list pricing is as follows: 1=\$250

Application Notes

Hanging rails and other accessories are not included and must be ordered separately. Hanging rails are included with 24" and 30" wide lateral drawers only. (See *Tower Accessories for pricing and order entry information*)

Half depth adjustable shelves and coat hooks may be ordered separately allowing the cupboard area of the 15", 24" and 30" wide towers to support binders as well as shorter coats. (See *Tower Accessories for pricing and order entry information*)

Critical Dimensions

Dimensions under, **w**, **d** and **h** are actual to the nearest 1/16"

50", 57" and 64" Tower Internal Dimensions

- Box and M drawer height: 4 7/16"
- Box and M drawer width: 12 1/16"
- Box and M drawer depth: 18 3/8"
- File drawer height: 9 1/4"
- File drawer width: 12 1/16"
- File drawer depth: 18 3/8"
- Wide drawer height: 9 7/16"
- Wide drawer width: 20 3/4"
- Wide drawer depth: 22 7/8"

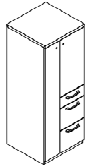
Note: All towers are configured from the top down with standard combinations of box and file drawers.

Storage Towers Currents Front

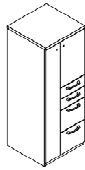
24" Wide Storage Towers

Series 2 Storage

description	type	w	d	h	lock	pattern no.	P1	P2	P3
64" High tower with one box and two file drawers and door and wardrobe (left hand shown)	left hand	23 ⁷ / ₈ "	23 ¹ / ₂ "	63 ⁵ / ₁₆ "	Y	AT3WSLH6424BBFFL	\$2,373.	\$2,493.	\$2,617.
	right hand	23 ⁷ / ₈ "	23 ¹ / ₂ "	63 ⁵ / ₁₆ "	Y	AT3WSRH6424BBFFL	2,373.	2,493.	2,617.



64" High tower with two box and two file drawers and door and wardrobe (left hand shown)	left hand	23 ⁷ / ₈ "	23 ¹ / ₂ "	63 ⁵ / ₁₆ "	Y	AT3WSLH6424BBFFL	2,564.	2,692.	2,827.
	right hand	23 ⁷ / ₈ "	23 ¹ / ₂ "	63 ⁵ / ₁₆ "	Y	AT3WSRH6424BBFFL	2,564.	2,692.	2,827.



Order Code

Example:	AT3SBLH5724BBFL-NJ
AT3	Series 2 Steel Front
SB	Side Access Bookcase
LH	Left Hand Access
57	57" High
24	24" Wide
B	Box Drawer
B	Box Drawer
F	File Drawer
L	Locking
NJ	Medium Grey paint finish

Specification Information

For non-locking towers, deduct \$60 from the list price for single and double door units or \$75 list for units with wardrobe. Substitute the "L" suffix with a "N" within the pattern number to designate a non-locking unit, example (AT3SLH6424BBFN)

"M" drawers consisting of a box drawer body with a file drawer head are available by substituting any two "B" or any one "F" character within the pattern number, example (AT3SLH6424MFN). Multiple "M" drawers may be specified providing they equal the total modules available.

A 6" drawer, behind a cupboard door is available by adding the numeral 1 to the end of the pattern number, example (AT3SLH6424BBFL1)

Single door towers: Include (2) locks. Double door towers: Include (2) locks. Wardrobe towers: Include (3) locks. 15" wide Side Access Bookcase and Display towers: Include (1) lock. 24" wide Side Access Bookcase and Display towers: Include (2) locks

Note: 6" drawer behind doors are not available within the wardrobe portion of towers. Drawers behind doors can be specified with fronts painted in one of 6 accent colors. If an accent color is not selected the fronts will be painted black. Accent colors include, (MEY) Memo Yellow, (MRG) Marine Grey, (SFG) Seafoam Green, (REG) Robbins Egg Blue, (SSP) Sunset Pink and (KRD) Knoll Red.

Note: Drawer behind door list pricing is as follows: 1=\$250

Application Notes

Hanging rails and other accessories are not included and must be ordered separately. Hanging rails are included with 24" and 30" wide lateral drawers only. (See *Tower Accessories for pricing and order entry information*)

Half depth adjustable shelves and coat hooks may be ordered separately allowing the cupboard area of the 15", 24" and 30" wide towers to support binders as well as shorter coats. (See *Tower Accessories for pricing and order entry information*)

Critical Dimensions

Dimensions under, **w**, **d** and **h** are actual to the nearest ¹/₁₆"

50", 57" and 64" Tower Internal Dimensions

- Box and M drawer height: 4⁵/₁₆"
- Box and M drawer width: 12¹/₁₆"
- Box and M drawer depth: 18³/₈"
- File drawer height: 9¹/₄"
- File drawer width: 12¹/₁₆"
- File drawer depth: 18³/₈"
- Wide drawer height: 9⁷/₁₆"
- Wide drawer width: 20³/₄"
- Wide drawer depth: 22⁷/₈"

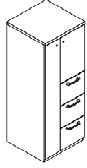
Note: All towers are configured from the top down with standard combinations of box and file drawers.

Storage Towers Currents Front

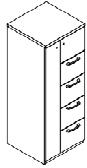
24" Wide Storage Towers

Series 2 Storage

description	type	w	d	h	lock	pattern no.	P1	P2	P3
64" High tower with three file drawers and door and wardrobe (left hand shown)	left hand	23 ⁷ / ₈ "	23 ¹ / ₂ "	63 ⁵ / ₁₆ "	Y	AT3WSLH6424FFFL	\$2,362.	\$2,479.	\$2,604.
	right hand	23 ⁷ / ₈ "	23 ¹ / ₂ "	63 ⁵ / ₁₆ "	Y	AT3WSRH6424FFFL	2,362.	2,479.	2,604.



64" High tower with four file drawers and door and wardrobe (left hand shown)	left hand	23 ⁷ / ₈ "	23 ¹ / ₂ "	63 ⁵ / ₁₆ "	Y	AT3WSLH6424FFFL	2,598.	2,729.	2,864.
	right hand	23 ⁷ / ₈ "	23 ¹ / ₂ "	63 ⁵ / ₁₆ "	Y	AT3WSRH6424FFFL	2,598.	2,729.	2,864.



Order Code

Example:	AT3SBLH5724BBFL-NJ
AT3	Series 2 Steel Front
SB	Side Access Bookcase
LH	Left Hand Access
57	57" High
24	24" Wide
B	Box Drawer
B	Box Drawer
F	File Drawer
L	Locking
NJ	Medium Grey paint finish

Specification Information

For non-locking towers, deduct \$60 from the list price for single and double door units or \$75 list for units with wardrobe. Substitute the "L" suffix with a "N" within the pattern number to designate a non-locking unit, example (AT3SLH6424BBFN)

"M" drawers consisting of a box drawer body with a file drawer head are available by substituting any two "B" or any one "F" character within the pattern number, example (AT3SLH6424MFN). Multiple "M" drawers may be specified providing they equal the total modules available.

A 6" drawer, behind a cupboard door is available by adding the numeral 1 to the end of the pattern number, example (AT3SLH6424BBFL1)

Single door towers: Include (2) locks. Double door towers: Include (2) locks. Wardrobe towers: Include (3) locks. 15" wide Side Access Bookcase and Display towers: Include (1) lock. 24" wide Side Access Bookcase and Display towers: Include (2) locks

Note: 6" drawer behind doors are not available within the wardrobe portion of towers. Drawers behind doors can be specified with fronts painted in one of 6 accent colors. If an accent color is not selected the fronts will be painted black. Accent colors include, (MEY) Memo Yellow, (MRG) Marine Grey, (SFG) Seafoam Green, (REG) Robbins Egg Blue, (SSP) Sunset Pink and (KRD) Knoll Red.

Note: Drawer behind door list pricing is as follows: 1=\$250

Application Notes

Hanging rails and other accessories are not included and must be ordered separately. Hanging rails are included with 24" and 30" wide lateral drawers only. (See *Tower Accessories for pricing and order entry information*)

Half depth adjustable shelves and coat hooks may be ordered separately allowing the cupboard area of the 15", 24" and 30" wide towers to support binders as well as shorter coats. (See *Tower Accessories for pricing and order entry information*)

Critical Dimensions

Dimensions under, **w**, **d** and **h** are actual to the nearest ¹/₁₆"

50", 57" and 64" Tower Internal Dimensions

- Box and M drawer height: 4³/₁₆"
- Box and M drawer width: 12¹/₁₆"
- Box and M drawer depth: 18³/₈"
- File drawer height: 9¹/₄"
- File drawer width: 12¹/₁₆"
- File drawer depth: 18³/₈"
- Wide drawer height: 9⁷/₁₆"
- Wide drawer width: 20³/₄"
- Wide drawer depth: 22⁷/₈"

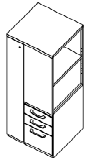
Note: All towers are configured from the top down with standard combinations of box and file drawers.

Storage Towers Currents Front

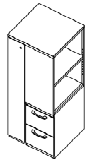
24" Wide Storage Towers

Series 2 Storage

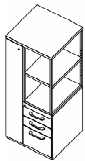
description	type	w	d	h	lock	pattern no.	P1	P2	P3
64" High Side Access Bookcase with two box and one file drawer with wardrobe (left hand shown)	left hand	23 7/8"	23 1/2"	63 5/16"	Y	AT3WSBLH6424BBFL	\$2,486.	\$2,609.	\$2,740.
	right hand	23 7/8"	23 1/2"	63 5/16"	Y	AT3WSBRH6424BBFL	2,486.	2,609.	2,740.



64" High Side Access Bookcase with two file drawers with wardrobe (left hand shown)	left hand	23 7/8"	23 1/2"	63 5/16"	Y	AT3WSBLH6424FFL	2,401.	2,522.	2,646.
	right hand	23 7/8"	23 1/2"	63 5/16"	Y	AT3WSBRH6424FFL	2,401.	2,522.	2,646.



64" High Display tower with two box and one file drawer and wardrobe (left hand shown)	left hand	23 7/8"	23 1/2"	63 5/16"	Y	AT3WBDLH6424BBFL	2,510.	2,635.	2,767.
	right hand	23 7/8"	23 1/2"	63 5/16"	Y	AT3WBDRH6424BBFL	2,510.	2,635.	2,767.



Order Code

Example:	AT3SBLH5724BBFL-NJ
AT3	Series 2 Steel Front
SB	Side Access Bookcase
LH	Left Hand Access
57	57" High
24	24" Wide
B	Box Drawer
B	Box Drawer
F	File Drawer
L	Locking
NJ	Medium Grey paint finish

Specification Information

For non-locking towers, deduct \$60 from the list price for single and double door units or \$75 list for units with wardrobe. Substitute the "L" suffix with a "N" within the pattern number to designate a non-locking unit, example (AT3SLH6424BBFN)

"M" drawers consisting of a box drawer body with a file drawer head are available by substituting any two "B" or any one "F" character within the pattern number, example (AT3SLH6424MFN). Multiple "M" drawers may be specified providing they equal the total modules available.

A 6" drawer, behind a cupboard door is available by adding the numeral 1 to the end of the pattern number, example (AT3SLH6424BBFL1)

Single door towers: Include (2) locks. Double door towers: Include (2) locks. Wardrobe towers: Include (3) locks. 15" wide Side Access Bookcase and Display towers: Include (1) lock. 24" wide Side Access Bookcase and Display towers: Include (2) locks

Note: 6" drawer behind doors are not available within the wardrobe portion of towers. Drawers behind doors can be specified with fronts painted in one of 6 accent colors. If an accent color is not selected the fronts will be painted black. Accent colors include, (MEY) Memo Yellow, (MRG) Marine Grey, (SFG) Seafoam Green, (REG) Robbins Egg Blue, (SSP) Sunset Pink and (KRD) Knoll Red.

Note: Drawer behind door list pricing is as follows: 1=\$250

Application Notes

Hanging rails and other accessories are not included and must be ordered separately. Hanging rails are included with 24" and 30" wide lateral drawers only. (See *Tower Accessories for pricing and order entry information*)

Half depth adjustable shelves and coat hooks may be ordered separately allowing the cupboard area of the 15", 24" and 30" wide towers to support binders as well as shorter coats. (See *Tower Accessories for pricing and order entry information*)

Critical Dimensions

Dimensions under, **w**, **d** and **h** are actual to the nearest 1/16"

50", 57" and 64" Tower Internal Dimensions

- Box and M drawer height: 4 5/16"
- Box and M drawer width: 12 1/16"
- Box and M drawer depth: 18 3/8"
- File drawer height: 9 1/4"
- File drawer width: 12 1/16"
- File drawer depth: 18 3/8"
- Wide drawer height: 9 7/16"
- Wide drawer width: 20 3/4"
- Wide drawer depth: 22 7/8"

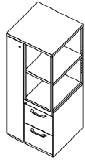
Note: All towers are configured from the top down with standard combinations of box and file drawers.

Storage Towers Currents Front

24" Wide Storage Towers

Series 2 Storage

description	type	w	d	h	lock	pattern no.	P1	P2	P3
64" High Display tower with two file drawers and wardrobe (left hand shown)	left hand	23 7/8"	23 1/2"	63 5/16"	Y	AT3WBDLH6424FFL	\$2,423.	\$2,545.	\$2,671.
	right hand	23 7/8"	23 1/2"	63 5/16"	Y	AT3WBDRH6424FFL	2,423.	2,545.	2,671.



Order Code

Example:	AT3SBLH5724BBFL-NJ
AT3	Series 2 Steel Front
SB	Side Access Bookcase
LH	Left Hand Access
57	57" High
24	24" Wide
B	Box Drawer
B	Box Drawer
F	File Drawer
L	Locking
NJ	Medium Grey paint finish

Specification Information

For non-locking towers, deduct \$60 from the list price for single and double door units or \$75 list for units with wardrobe. Substitute the "L" suffix with a "N" within the pattern number to designate a non-locking unit, example (AT3SLH6424BBFN)

"M" drawers consisting of a box drawer body with a file drawer head are available by substituting any two "B" or any one "F" character within the pattern number, example (AT3SLH6424MFN). Multiple "M" drawers may be specified providing they equal the total modules available.

A 6" drawer, behind a cupboard door is available by adding the numeral 1 to the end of the pattern number, example (AT3SLH6424BBFL1)

Single door towers: Include (2) locks. Double door towers: Include (2) locks. Wardrobe towers: Include (3) locks. 15" wide Side Access Bookcase and Display towers: Include (1) lock. 24" wide Side Access Bookcase and Display towers: Include (2) locks

Note: 6" drawer behind doors are not available within the wardrobe portion of towers. Drawers behind doors can be specified with fronts painted in one of 6 accent colors. If an accent color is not selected the fronts will be painted black. Accent colors include, (MEY) Memo Yellow, (MRG) Marine Grey, (SFG) Seafoam Green, (REG) Robbins Egg Blue, (SSP) Sunset Pink and (KRD) Knoll Red.

Note: Drawer behind door list pricing is as follows: 1=\$250

Application Notes

Hanging rails and other accessories are not included and must be ordered separately. Hanging rails are included with 24" and 30" wide lateral drawers only. (See *Tower Accessories for pricing and order entry information*)

Half depth adjustable shelves and coat hooks may be ordered separately allowing the cupboard area of the 15", 24" and 30" wide towers to support binders as well as shorter coats. (See *Tower Accessories for pricing and order entry information*)

Critical Dimensions

Dimensions under, **w**, **d** and **h** are actual to the nearest 1/16"

50", 57" and 64" Tower Internal Dimensions

- Box and M drawer height: 4 7/16"
- Box and M drawer width: 12 1/16"
- Box and M drawer depth: 18 3/8"
- File drawer height: 9 1/4"
- File drawer width: 12 1/16"
- File drawer depth: 18 3/8"
- Wide drawer height: 9 7/16"
- Wide drawer width: 20 3/4"
- Wide drawer depth: 22 7/8"

Note: All towers are configured from the top down with standard combinations of box and file drawers.

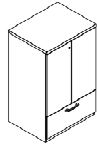
Storage Towers Currents Front

30" Wide Storage Towers

Series 2 Storage

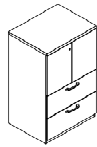
description	type	w	d	h	lock	pattern no.	P1	P2	P3
-------------	------	---	---	---	------	-------------	----	----	----

50" High Double Door tower with one wide drawer		29 ⁷ / ₈ "	23 ¹ / ₂ "	48 ⁵ / ₁₆ "	Y	AT3D5030WL	\$2,264.	\$2,378.	\$2,497.
---	--	----------------------------------	----------------------------------	-----------------------------------	---	-------------------	----------	----------	----------



24" and 30" wide double door cabinets may be ordered with a grommet option located in the back of the case by adding a "G" between the 4th and 5th character of the pattern number, example (AT3D**G**6424WL). Add \$100 for this option. **Note:** By adding a "G" option, the cabinet will also receive AV hinged doors.

50" High Double Door tower with two wide drawers		29 ⁷ / ₈ "	23 ¹ / ₂ "	48 ⁵ / ₁₆ "	Y	AT3D5030WWL	2,711.	2,846.	2,988.
--	--	----------------------------------	----------------------------------	-----------------------------------	---	--------------------	--------	--------	--------



24" and 30" wide double door cabinets may be ordered with a grommet option located in the back of the case by adding a "G" between the 4th and 5th character of the pattern number, example (AT3D**G**6424WL). Add \$100 for this option. **Note:** By adding a "G" option, the cabinet will also receive AV hinged doors.

Order Code

Example:	AT3WSLH5730BBFL-NJ
AT3	Series 2 Currents Front
WS	Wardrobe and Single Door
LH	Left Hand Access
57	57" High
30	30" Wide
B	Box Drawer
B	Box Drawer
F	File Drawer
L	Locking
NJ	Medium Grey paint finish

Specification Information

For non-locking towers, deduct \$60 from the list price for single and double door units or \$75 list for units with wardrobe. Substitute the "L" suffix with a "N" within the pattern number to designate a non-locking unit, example (AT3WSLH5030BBFN)

"M" drawers consisting of a box drawer body with a file drawer head are available by substituting any two "B" or any one "F" character within the pattern number, example (AT3WSLH5030MFN). Multiple "M" drawers may be specified providing they equal the total modules available.

A 6" drawer, behind a cupboard door is available by adding the numeral 1 to the end of the pattern number, example (AT3WSLH5030BBFL1)

Single door towers: Include (2) locks. Double door towers: Include (2) locks. Wardrobe towers: Include (3) locks. 15" wide Side Access Bookcase and Display towers: Include (1) lock. 24" wide Side Access Bookcase and Display towers: Include (2) locks

Note: 6" drawer behind doors are not available within the wardrobe portion of towers. Drawers behind doors can be specified with fronts painted in one of 6 accent colors. If an accent color is not selected the fronts will be painted black. Accent colors include, (MEY) Memo Yellow, (MRG) Marine Grey, (SFG) Seafoam Green, (REG) Robbins Egg Blue, (SSP) Sunset Pink and (KRD) Knoll Red.

Note: Drawer behind door list pricing is as follows: 1=\$250

Application Notes

Hanging rails and other accessories are not included and must be ordered separately. Hanging rails are included with 24" and 30" wide lateral drawers only. (See *Tower Accessories for pricing and order entry information*)

Half depth adjustable shelves and coat hooks may be ordered separately allowing the cupboard area of the 15", 24" and 30" wide towers to support binders as well as shorter coats. (See *Tower Accessories for pricing and order entry information*)

Critical Dimensions

Dimensions under, **w**, **d** and **h** are actual to the nearest ¹/₁₆"

50", 57" and 64" Tower Internal Dimensions

- Box and M drawer height: 4⁷/₁₆"
- Box and M drawer width: 12¹/₁₆"
- Box and M drawer depth: 18³/₈"
- File drawer height: 9¹/₄"
- File drawer width: 12¹/₁₆"
- File drawer depth: 18³/₈"
- Wide drawer height: 9⁷/₁₆"
- Wide drawer width: 20³/₄"
- Wide drawer depth: 22⁷/₈"

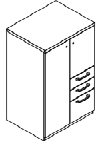
Note: All towers are configured from the top down with standard combinations of box and file drawers.

Storage Towers Currents Front

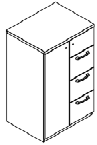
30" Wide Storage Towers

Series 2 Storage

description	type	w	d	h	lock	pattern no.	P1	P2	P3
50" High tower with two box and one file drawer and wardrobe (left hand shown)	left hand	29 ⁷ / ₈ "	23 ¹ / ₂ "	48 ⁵ / ₁₆ "	Y	AT3WSLH5030BBFL	\$2,253.	\$2,366.	\$2,484.
	right hand	29 ⁷ / ₈ "	23 ¹ / ₂ "	48 ⁵ / ₁₆ "	Y	AT3WSRH5030BBFL	2,253.	2,366.	2,484.



50" High tower with two file drawers and door and wardrobe (left hand shown)	left hand	29 ⁷ / ₈ "	23 ¹ / ₂ "	48 ⁵ / ₁₆ "	Y	AT3WSLH5030FFL	2,083.	2,189.	2,295.
	right hand	29 ⁷ / ₈ "	23 ¹ / ₂ "	48 ⁵ / ₁₆ "	Y	AT3WSRH5030FFL	2,083.	2,189.	2,295.



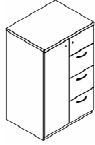
Order Code	Specification Information	Critical Dimensions																				
<p>Example: AT3WSLH5730BBFL-NJ</p> <table border="1"> <tr> <td>AT3</td> <td>Series 2 Currents Front</td> </tr> <tr> <td>WS</td> <td>Wardrobe and Single Door</td> </tr> <tr> <td>LH</td> <td>Left Hand Access</td> </tr> <tr> <td>57</td> <td>57" High</td> </tr> <tr> <td>30</td> <td>30" Wide</td> </tr> <tr> <td>B</td> <td>Box Drawer</td> </tr> <tr> <td>B</td> <td>Box Drawer</td> </tr> <tr> <td>F</td> <td>File Drawer</td> </tr> <tr> <td>L</td> <td>Locking</td> </tr> <tr> <td>NJ</td> <td>Medium Grey paint finish</td> </tr> </table>	AT3	Series 2 Currents Front	WS	Wardrobe and Single Door	LH	Left Hand Access	57	57" High	30	30" Wide	B	Box Drawer	B	Box Drawer	F	File Drawer	L	Locking	NJ	Medium Grey paint finish	<p>For non-locking towers, deduct \$60 from the list price for single and double door units or \$75 list for units with wardrobe. Substitute the "L" suffix with a "N" within the pattern number to designate a non-locking unit, example (AT3WSLH5030BBFN)</p> <p>"M" drawers consisting of a box drawer body with a file drawer head are available by substituting any two "B" or any one "F" character within the pattern number, example (AT3WSLH5030MFN). Multiple "M" drawers may be specified providing they equal the total modules available.</p> <p>A 6" drawer, behind a cupboard door is available by adding the numeral 1 to the end of the pattern number, example (AT3WSLH5030BBFL1)</p> <p>Single door towers: Include (2) locks. Double door towers: Include (2) locks. Wardrobe towers: Include (3) locks. 15" wide Side Access Bookcase and Display towers: Include (1) lock. 24" wide Side Access Bookcase and Display towers: Include (2) locks</p>	<p>Dimensions under, w, d and h are actual to the nearest 1/16"</p> <p>50", 57" and 64" Tower Internal Dimensions</p> <ul style="list-style-type: none"> • Box and M drawer height: 4⁷/₁₆" • Box and M drawer width: 12¹/₁₆" • Box and M drawer depth: 18³/₈" • File drawer height: 9¹/₄" • File drawer width: 12¹/₁₆" • File drawer depth: 18³/₈" • Wide drawer height: 9⁷/₁₆" • Wide drawer width: 20³/₄" • Wide drawer depth: 22⁷/₈" <p>Note: All towers are configured from the top down with standard combinations of box and file drawers.</p>
AT3	Series 2 Currents Front																					
WS	Wardrobe and Single Door																					
LH	Left Hand Access																					
57	57" High																					
30	30" Wide																					
B	Box Drawer																					
B	Box Drawer																					
F	File Drawer																					
L	Locking																					
NJ	Medium Grey paint finish																					
	<p>Note: 6" drawer behind doors are not available within the wardrobe portion of towers. Drawers behind doors can be specified with fronts painted in one of 6 accent colors. If an accent color is not selected the fronts will be painted black. Accent colors include, (MEY) Memo Yellow, (MRG) Marine Grey, (SFG) Seafoam Green, (REG) Robbins Egg Blue, (SSP) Sunset Pink and (KRD) Knoll Red.</p> <p>Note: Drawer behind door list pricing is as follows: 1=\$250</p>																					
	<p>Application Notes</p> <p>Hanging rails and other accessories are not included and must be ordered separately. Hanging rails are included with 24" and 30" wide lateral drawers only. (See <i>Tower Accessories for pricing and order entry information</i>)</p> <p>Half depth adjustable shelves and coat hooks may be ordered separately allowing the cupboard area of the 15", 24" and 30" wide towers to support binders as well as shorter coats. (See <i>Tower Accessories for pricing and order entry information</i>)</p>																					

Storage Towers Currents Front

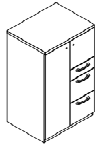
30" Wide Storage Towers

Series 2 Storage

description	type	w	d	h	lock	pattern no.	P1	P2	P3
50" High tower with three file drawers and door and wardrobe (left hand shown)	left hand	29 ⁷ / ₈ "	23 ¹ / ₂ "	48 ⁵ / ₁₆ "	Y	AT3WSLH5030FFFL	\$2,292.	\$2,407.	\$2,527.
	right hand	29 ⁷ / ₈ "	23 ¹ / ₂ "	48 ⁵ / ₁₆ "	Y	AT3WSRH5030FFFL	2,292.	2,407.	2,527.



50" High tower with one box and two file drawers and door and wardrobe (left hand shown)	left hand	29 ⁷ / ₈ "	23 ¹ / ₂ "	48 ⁵ / ₁₆ "	Y	AT3WSLH5030BFFL	2,274.	2,386.	2,507.
	right hand	29 ⁷ / ₈ "	23 ¹ / ₂ "	48 ⁵ / ₁₆ "	Y	AT3WSRH5030BFFL	2,274.	2,386.	2,507.



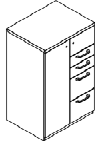
Order Code	Specification Information	Critical Dimensions																				
<p>Example: AT3WSLH5730BBFL-NJ</p> <table border="1"> <tr> <td>AT3</td> <td>Series 2 Currents Front</td> </tr> <tr> <td>WS</td> <td>Wardrobe and Single Door</td> </tr> <tr> <td>LH</td> <td>Left Hand Access</td> </tr> <tr> <td>57</td> <td>57" High</td> </tr> <tr> <td>30</td> <td>30" Wide</td> </tr> <tr> <td>B</td> <td>Box Drawer</td> </tr> <tr> <td>B</td> <td>Box Drawer</td> </tr> <tr> <td>F</td> <td>File Drawer</td> </tr> <tr> <td>L</td> <td>Locking</td> </tr> <tr> <td>NJ</td> <td>Medium Grey paint finish</td> </tr> </table>	AT3	Series 2 Currents Front	WS	Wardrobe and Single Door	LH	Left Hand Access	57	57" High	30	30" Wide	B	Box Drawer	B	Box Drawer	F	File Drawer	L	Locking	NJ	Medium Grey paint finish	<p>For non-locking towers, deduct \$60 from the list price for single and double door units or \$75 list for units with wardrobe. Substitute the "L" suffix with a "N" within the pattern number to designate a non-locking unit, example (AT3WSLH5030BBFN)</p> <p>"M" drawers consisting of a box drawer body with a file drawer head are available by substituting any two "B" or any one "F" character within the pattern number, example (AT3WSLH5030MFN). Multiple "M" drawers may be specified providing they equal the total modules available.</p> <p>A 6" drawer, behind a cupboard door is available by adding the numeral 1 to the end of the pattern number, example (AT3WSLH5030BBFL1)</p> <p>Single door towers: Include (2) locks. Double door towers: Include (2) locks. Wardrobe towers: Include (3) locks. 15" wide Side Access Bookcase and Display towers: Include (1) lock. 24" wide Side Access Bookcase and Display towers: Include (2) locks</p>	<p>Dimensions under, w, d and h are actual to the nearest 1/16"</p> <p>50", 57" and 64" Tower Internal Dimensions</p> <ul style="list-style-type: none"> • Box and M drawer height: 4³/₁₆" • Box and M drawer width: 12¹/₁₆" • Box and M drawer depth: 18³/₈" • File drawer height: 9¹/₄" • File drawer width: 12¹/₁₆" • File drawer depth: 18³/₈" • Wide drawer height: 9⁷/₁₆" • Wide drawer width: 20³/₄" • Wide drawer depth: 22⁷/₈" <p>Note: All towers are configured from the top down with standard combinations of box and file drawers.</p>
AT3	Series 2 Currents Front																					
WS	Wardrobe and Single Door																					
LH	Left Hand Access																					
57	57" High																					
30	30" Wide																					
B	Box Drawer																					
B	Box Drawer																					
F	File Drawer																					
L	Locking																					
NJ	Medium Grey paint finish																					
	<p>Note: 6" drawer behind doors are not available within the wardrobe portion of towers. Drawers behind doors can be specified with fronts painted in one of 6 accent colors. If an accent color is not selected the fronts will be painted black. Accent colors include, (MEY) Memo Yellow, (MRG) Marine Grey, (SFG) Seafoam Green, (REG) Robbins Egg Blue, (SSP) Sunset Pink and (KRD) Knoll Red.</p> <p>Note: Drawer behind door list pricing is as follows: 1=\$250</p>																					
	<p>Application Notes</p> <p>Hanging rails and other accessories are not included and must be ordered separately. Hanging rails are included with 24" and 30" wide lateral drawers only. (See <i>Tower Accessories for pricing and order entry information</i>)</p> <p>Half depth adjustable shelves and coat hooks may be ordered separately allowing the cupboard area of the 15", 24" and 30" wide towers to support binders as well as shorter coats. (See <i>Tower Accessories for pricing and order entry information</i>)</p>																					

Storage Towers Currents Front

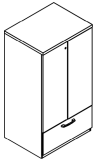
30" Wide Storage Towers

Series 2 Storage

description	type	w	d	h	lock	pattern no.	P1	P2	P3
50" High tower with two box and two file drawers and door and wardrobe (left hand shown)	left hand	29 ⁷ / ₈ "	23 ¹ / ₂ "	48 ⁵ / ₁₆ "	Y	AT3WSLH5030BBFFL	\$2,496.	\$2,622.	\$2,752.
	right hand	29 ⁷ / ₈ "	23 ¹ / ₂ "	48 ⁵ / ₁₆ "	Y	AT3WSRH5030BBFFL	2,496.	2,622.	2,752.



57" High Double Door tower with one wide drawer		29 ⁷ / ₈ "	23 ¹ / ₂ "	56 ³ / ₁₆ "	Y	AT3D5730WL	2,323.	2,672.	2,787.
---	--	----------------------------------	----------------------------------	-----------------------------------	---	-------------------	--------	--------	--------



24" and 30" wide double door cabinets may be ordered with a grommet option located in the back of the case by adding a "G" between the 4th and 5th character of the pattern number, example (AT3DG6424WL). Add \$100 for this option. **Note:** By adding a "G" option, the cabinet will also receive AV hinged doors.

Order Code	Specification Information	Critical Dimensions
Example: AT3WSLH5730BBFL-NJ	For non-locking towers, deduct \$60 from the list price for single and double door units or \$75 list for units with wardrobe. Substitute the "L" suffix with a "N" within the pattern number to designate a non-locking unit, example (AT3WSLH5030BBFN)	Dimensions under, w , d and h are actual to the nearest 1/16"
AT3 Series 2 Currents Front		50", 57" and 64" Tower Internal Dimensions
WS Wardrobe and Single Door		<ul style="list-style-type: none"> Box and M drawer height: 4⁷/₁₆" Box and M drawer width: 12¹/₁₆" Box and M drawer depth: 18³/₈" File drawer height: 9¹/₄" File drawer width: 12¹/₁₆" File drawer depth: 18³/₈" Wide drawer height: 9⁷/₁₆" Wide drawer width: 20³/₄" Wide drawer depth: 22⁷/₈"
LH Left Hand Access	"M" drawers consisting of a box drawer body with a file drawer head are available by substituting any two "B" or any one "F" character within the pattern number, example (AT3WSLH5030MFN). Multiple "M" drawers may be specified providing they equal the total modules available.	Note: All towers are configured from the top down with standard combinations of box and file drawers.
57 57" High		
30 30" Wide		
B Box Drawer		
B Box Drawer		
F File Drawer		
L Locking		
NJ Medium Grey paint finish		
	A 6" drawer, behind a cupboard door is available by adding the numeral 1 to the end of the pattern number, example (AT3WSLH5030BBFL1)	
	Single door towers: Include (2) locks. Double door towers: Include (2) locks. Wardrobe towers: Include (3) locks. 15" wide Side Access Bookcase and Display towers: Include (1) lock. 24" wide Side Access Bookcase and Display towers: Include (2) locks	
		Note: 6" drawer behind doors are not available within the wardrobe portion of towers. Drawers behind doors can be specified with fronts painted in one of 6 accent colors. If an accent color is not selected the fronts will be painted black. Accent colors include, (MEY) Memo Yellow, (MRG) Marine Grey, (SFG) Seafoam Green, (REG) Robbins Egg Blue, (SSP) Sunset Pink and (KRD) Knoll Red.
		Note: Drawer behind door list pricing is as follows: 1=\$250
		Application Notes
		Hanging rails and other accessories are not included and must be ordered separately. Hanging rails are included with 24" and 30" wide lateral drawers only. (See <i>Tower Accessories for pricing and order entry information</i>)
		Half depth adjustable shelves and coat hooks may be ordered separately allowing the cupboard area of the 15", 24" and 30" wide towers to support binders as well as shorter coats. (See <i>Tower Accessories for pricing and order entry information</i>)

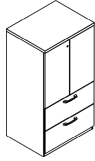
Storage Towers Currents Front

30" Wide Storage Towers

Series 2 Storage

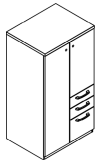
description	type	w	d	h	lock	pattern no.	P1	P2	P3
-------------	------	---	---	---	------	-------------	----	----	----

57" High Double Door tower with two wide drawers



24" and 30" wide double door cabinets may be ordered with a grommet option located in the back of the case by adding a "G" between the 4th and 5th character of the pattern number, example (AT3DG6424WL). Add \$100 for this option. **Note:** By adding a "G" option, the cabinet will also receive AV hinged doors.

57" High tower with two box and one file drawer and door and wardrobe (left hand shown)



left hand	29 ⁷ / ₈ "	23 ¹ / ₂ "	56 ³ / ₁₆ "	Y	AT3WSLH5730BBFL	2,359.	2,712.	2,829.
right hand	29 ⁷ / ₈ "	23 ¹ / ₂ "	56 ³ / ₁₆ "	Y	AT3WSRH5730BBFL	2,359.	2,712.	2,829.

Order Code

Example:	AT3WSLH5730BBFL-NJ
AT3	Series 2 Currents Front
WS	Wardrobe and Single Door
LH	Left Hand Access
57	57" High
30	30" Wide
B	Box Drawer
B	Box Drawer
F	File Drawer
L	Locking
NJ	Medium Grey paint finish

Specification Information

For non-locking towers, deduct \$60 from the list price for single and double door units or \$75 list for units with wardrobe. Substitute the "L" suffix with a "N" within the pattern number to designate a non-locking unit, example (AT3WSLH5030BBFN)

"M" drawers consisting of a box drawer body with a file drawer head are available by substituting any two "B" or any one "F" character within the pattern number, example (AT3WSLH5030MFN). Multiple "M" drawers may be specified providing they equal the total modules available.

A 6" drawer, behind a cupboard door is available by adding the numeral 1 to the end of the pattern number, example (AT3WSLH5030BBFL1)

Single door towers: Include (2) locks. Double door towers: Include (2) locks. Wardrobe towers: Include (3) locks. 15" wide Side Access Bookcase and Display towers: Include (1) lock. 24" wide Side Access Bookcase and Display towers: Include (2) locks

Note: 6" drawer behind doors are not available within the wardrobe portion of towers. Drawers behind doors can be specified with fronts painted in one of 6 accent colors. If an accent color is not selected the fronts will be painted black. Accent colors include, (MEY) Memo Yellow, (MRG) Marine Grey, (SFG) Seafoam Green, (REG) Robbins Egg Blue, (SSP) Sunset Pink and (KRD) Knoll Red.

Note: Drawer behind door list pricing is as follows: 1=\$250

Application Notes

Hanging rails and other accessories are not included and must be ordered separately. Hanging rails are included with 24" and 30" wide lateral drawers only. (See *Tower Accessories for pricing and order entry information*)

Half depth adjustable shelves and coat hooks may be ordered separately allowing the cupboard area of the 15", 24" and 30" wide towers to support binders as well as shorter coats. (See *Tower Accessories for pricing and order entry information*)

Critical Dimensions

Dimensions under, **w**, **d** and **h** are actual to the nearest 1/16"

50", 57" and 64" Tower Internal Dimensions

- Box and M drawer height: 4⁷/₁₆"
- Box and M drawer width: 12¹/₁₆"
- Box and M drawer depth: 18³/₈"
- File drawer height: 9¹/₄"
- File drawer width: 12¹/₁₆"
- File drawer depth: 18³/₈"
- Wide drawer height: 9⁷/₁₆"
- Wide drawer width: 20³/₄"
- Wide drawer depth: 22³/₈"

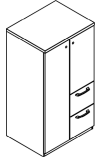
Note: All towers are configured from the top down with standard combinations of box and file drawers.

Storage Towers Currents Front

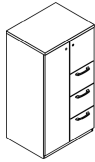
30" Wide Storage Towers

Series 2 Storage

description	type	w	d	h	lock	pattern no.	P1	P2	P3
57" High tower with two file drawers and door and wardrobe (left hand shown)	left hand	29 ⁷ / ₈ "	23 ¹ / ₂ "	56 ³ / ₁₆ "	Y	AT3WSLH5730FFFL	\$2,192.	\$2,521.	\$2,629.
	right hand	29 ⁷ / ₈ "	23 ¹ / ₂ "	56 ³ / ₁₆ "	Y	AT3WSRH5730FFFL	2,192.	2,521.	2,629.



57" High tower with three file drawers and door and wardrobe (left hand shown)	left hand	29 ⁷ / ₈ "	23 ¹ / ₂ "	56 ³ / ₁₆ "	Y	AT3WSLH5730FFFL	2,358.	2,711.	2,828.
	right hand	29 ⁷ / ₈ "	23 ¹ / ₂ "	56 ³ / ₁₆ "	Y	AT3WSRH5730FFFL	2,358.	2,711.	2,828.



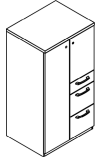
Order Code	Specification Information	Critical Dimensions																				
<p>Example: AT3WSLH5730BBFL-NJ</p> <table border="1"> <tr> <td>AT3</td> <td>Series 2 Currents Front</td> </tr> <tr> <td>WS</td> <td>Wardrobe and Single Door</td> </tr> <tr> <td>LH</td> <td>Left Hand Access</td> </tr> <tr> <td>57</td> <td>57" High</td> </tr> <tr> <td>30</td> <td>30" Wide</td> </tr> <tr> <td>B</td> <td>Box Drawer</td> </tr> <tr> <td>B</td> <td>Box Drawer</td> </tr> <tr> <td>F</td> <td>File Drawer</td> </tr> <tr> <td>L</td> <td>Locking</td> </tr> <tr> <td>NJ</td> <td>Medium Grey paint finish</td> </tr> </table>	AT3	Series 2 Currents Front	WS	Wardrobe and Single Door	LH	Left Hand Access	57	57" High	30	30" Wide	B	Box Drawer	B	Box Drawer	F	File Drawer	L	Locking	NJ	Medium Grey paint finish	<p>For non-locking towers, deduct \$60 from the list price for single and double door units or \$75 list for units with wardrobe. Substitute the "L" suffix with a "N" within the pattern number to designate a non-locking unit, example (AT3WSLH5030BBFN)</p> <p>"M" drawers consisting of a box drawer body with a file drawer head are available by substituting any two "B" or any one "F" character within the pattern number, example (AT3WSLH5030MFN). Multiple "M" drawers may be specified providing they equal the total modules available.</p> <p>A 6" drawer, behind a cupboard door is available by adding the numeral 1 to the end of the pattern number, example (AT3WSLH5030BBFL1)</p> <p>Single door towers: Include (2) locks. Double door towers: Include (2) locks. Wardrobe towers: Include (3) locks. 15" wide Side Access Bookcase and Display towers: Include (1) lock. 24" wide Side Access Bookcase and Display towers: Include (2) locks</p>	<p>Dimensions under, w, d and h are actual to the nearest 1/16"</p> <p>50", 57" and 64" Tower Internal Dimensions</p> <ul style="list-style-type: none"> • Box and M drawer height: 4³/₁₆" • Box and M drawer width: 12¹/₁₆" • Box and M drawer depth: 18³/₈" • File drawer height: 9¹/₄" • File drawer width: 12¹/₁₆" • File drawer depth: 18³/₈" • Wide drawer height: 9⁷/₁₆" • Wide drawer width: 20³/₄" • Wide drawer depth: 22⁷/₈" <p>Note: All towers are configured from the top down with standard combinations of box and file drawers.</p>
AT3	Series 2 Currents Front																					
WS	Wardrobe and Single Door																					
LH	Left Hand Access																					
57	57" High																					
30	30" Wide																					
B	Box Drawer																					
B	Box Drawer																					
F	File Drawer																					
L	Locking																					
NJ	Medium Grey paint finish																					
	<p>Note: 6" drawer behind doors are not available within the wardrobe portion of towers. Drawers behind doors can be specified with fronts painted in one of 6 accent colors. If an accent color is not selected the fronts will be painted black. Accent colors include, (MEY) Memo Yellow, (MRG) Marine Grey, (SFG) Seafoam Green, (REG) Robbins Egg Blue, (SSP) Sunset Pink and (KRD) Knoll Red.</p> <p>Note: Drawer behind door list pricing is as follows: 1=\$250</p>																					
	<p>Application Notes</p> <p>Hanging rails and other accessories are not included and must be ordered separately. Hanging rails are included with 24" and 30" wide lateral drawers only. (See <i>Tower Accessories for pricing and order entry information</i>)</p> <p>Half depth adjustable shelves and coat hooks may be ordered separately allowing the cupboard area of the 15", 24" and 30" wide towers to support binders as well as shorter coats. (See <i>Tower Accessories for pricing and order entry information</i>)</p>																					

Storage Towers Currents Front

30" Wide Storage Towers

Series 2 Storage

description	type	w	d	h	lock	pattern no.	P1	P2	P3
57" High tower with one box and two file drawers and door and wardrobe (left hand shown)	left hand	23 ⁷ / ₈ "	23 ¹ / ₂ "	56 ³ / ₁₆ "	Y	AT3WSLH5724BFFL	\$2,307.	\$2,652.	\$2,766.
	right hand	23 ⁷ / ₈ "	23 ¹ / ₂ "	56 ³ / ₁₆ "	Y	AT3WSRH5724BFFL	2,307.	2,652.	2,766.



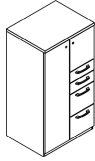
Order Code	Specification Information	Critical Dimensions																				
<p>Example: AT3WSLH5730BBFL-NJ</p> <table border="1"> <tr> <td>AT3</td> <td>Series 2 Currents Front</td> </tr> <tr> <td>WS</td> <td>Wardrobe and Single Door</td> </tr> <tr> <td>LH</td> <td>Left Hand Access</td> </tr> <tr> <td>57</td> <td>57" High</td> </tr> <tr> <td>30</td> <td>30" Wide</td> </tr> <tr> <td>B</td> <td>Box Drawer</td> </tr> <tr> <td>B</td> <td>Box Drawer</td> </tr> <tr> <td>F</td> <td>File Drawer</td> </tr> <tr> <td>L</td> <td>Locking</td> </tr> <tr> <td>NJ</td> <td>Medium Grey paint finish</td> </tr> </table>	AT3	Series 2 Currents Front	WS	Wardrobe and Single Door	LH	Left Hand Access	57	57" High	30	30" Wide	B	Box Drawer	B	Box Drawer	F	File Drawer	L	Locking	NJ	Medium Grey paint finish	<p>For non-locking towers, deduct \$60 from the list price for single and double door units or \$75 list for units with wardrobe. Substitute the "L" suffix with a "N" within the pattern number to designate a non-locking unit, example (AT3WSLH5030BBFN)</p> <p>"M" drawers consisting of a box drawer body with a file drawer head are available by substituting any two "B" or any one "F" character within the pattern number, example (AT3WSLH5030MFN). Multiple "M" drawers may be specified providing they equal the total modules available.</p> <p>A 6" drawer, behind a cupboard door is available by adding the numeral 1 to the end of the pattern number, example (AT3WSLH5030BBFL1)</p> <p>Single door towers: Include (2) locks. Double door towers: Include (2) locks. Wardrobe towers: Include (3) locks. 15" wide Side Access Bookcase and Display towers: Include (1) lock. 24" wide Side Access Bookcase and Display towers: Include (2) locks</p>	<p>Dimensions under, w, d and h are actual to the nearest 1/16"</p> <p>50", 57" and 64" Tower Internal Dimensions</p> <ul style="list-style-type: none"> • Box and M drawer height: 4⁷/₁₆" • Box and M drawer width: 12¹/₁₆" • Box and M drawer depth: 18³/₈" • File drawer height: 9¹/₄" • File drawer width: 12¹/₁₆" • File drawer depth: 18³/₈" • Wide drawer height: 9⁷/₁₆" • Wide drawer width: 20³/₄" • Wide drawer depth: 22⁷/₈" <p>Note: All towers are configured from the top down with standard combinations of box and file drawers.</p>
AT3	Series 2 Currents Front																					
WS	Wardrobe and Single Door																					
LH	Left Hand Access																					
57	57" High																					
30	30" Wide																					
B	Box Drawer																					
B	Box Drawer																					
F	File Drawer																					
L	Locking																					
NJ	Medium Grey paint finish																					
	<p>Note: 6" drawer behind doors are not available within the wardrobe portion of towers. Drawers behind doors can be specified with fronts painted in one of 6 accent colors. If an accent color is not selected the fronts will be painted black. Accent colors include, (MEY) Memo Yellow, (MRG) Marine Grey, (SFG) Seafoam Green, (REG) Robbins Egg Blue, (SSP) Sunset Pink and (KRD) Knoll Red.</p> <p>Note: Drawer behind door list pricing is as follows: 1=\$250</p>																					
	<p>Application Notes</p> <p>Hanging rails and other accessories are not included and must be ordered separately. Hanging rails are included with 24" and 30" wide lateral drawers only. (See <i>Tower Accessories for pricing and order entry information</i>)</p> <p>Half depth adjustable shelves and coat hooks may be ordered separately allowing the cupboard area of the 15", 24" and 30" wide towers to support binders as well as shorter coats. (See <i>Tower Accessories for pricing and order entry information</i>)</p>																					

Storage Towers Currents Front

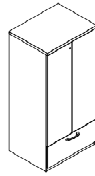
30" Wide Storage Towers

Series 2 Storage

description	type	w	d	h	lock	pattern no.	P1	P2	P3
57" High tower with two box and two file drawers and door and wardrobe (left hand shown)	left hand	29 ⁷ / ₈ "	23 1/2"	56 ³ / ₁₆ "	Y	AT3WSLH5730BBFFL	\$2,560.	\$2,944.	\$3,071.
	right hand	29 ⁷ / ₈ "	23 1/2"	56 ³ / ₁₆ "	Y	AT3WSRH5730BBFFL	2,560.	2,944.	3,071.



64" High Double Door tower with one wide drawer		29 ⁷ / ₈ "	23 1/2"	63 ⁵ / ₁₆ "	Y	AT3D6430WL	2,373.	2,493.	2,617.
---	--	----------------------------------	---------	-----------------------------------	---	-------------------	--------	--------	--------



24" and 30" wide double door cabinets may be ordered with a grommet option located in the back of the case by adding a "G" between the 4th and 5th character of the pattern number, example (AT3DG6424WL). Add \$100 for this option. **Note:** By adding a "G" option, the cabinet will also receive AV hinged doors.

Order Code	Specification Information	Critical Dimensions																				
<p>Example: AT3WSLH5730BBFL-NJ</p> <table border="1"> <tr> <td>AT3</td> <td>Series 2 Currents Front</td> </tr> <tr> <td>WS</td> <td>Wardrobe and Single Door</td> </tr> <tr> <td>LH</td> <td>Left Hand Access</td> </tr> <tr> <td>57</td> <td>57" High</td> </tr> <tr> <td>30</td> <td>30" Wide</td> </tr> <tr> <td>B</td> <td>Box Drawer</td> </tr> <tr> <td>B</td> <td>Box Drawer</td> </tr> <tr> <td>F</td> <td>File Drawer</td> </tr> <tr> <td>L</td> <td>Locking</td> </tr> <tr> <td>NJ</td> <td>Medium Grey paint finish</td> </tr> </table>	AT3	Series 2 Currents Front	WS	Wardrobe and Single Door	LH	Left Hand Access	57	57" High	30	30" Wide	B	Box Drawer	B	Box Drawer	F	File Drawer	L	Locking	NJ	Medium Grey paint finish	<p>For non-locking towers, deduct \$60 from the list price for single and double door units or \$75 list for units with wardrobe. Substitute the "L" suffix with a "N" within the pattern number to designate a non-locking unit, example (AT3WSLH5030BBFN)</p> <p>"M" drawers consisting of a box drawer body with a file drawer head are available by substituting any two "B" or any one "F" character within the pattern number, example (AT3WSLH5030MFN). Multiple "M" drawers may be specified providing they equal the total modules available.</p> <p>A 6" drawer, behind a cupboard door is available by adding the numeral 1 to the end of the pattern number, example (AT3WSLH5030BBFL1)</p> <p>Single door towers: Include (2) locks. Double door towers: Include (2) locks. Wardrobe towers: Include (3) locks. 15" wide Side Access Bookcase and Display towers: Include (1) lock. 24" wide Side Access Bookcase and Display towers: Include (2) locks</p>	<p>Dimensions under, w, d and h are actual to the nearest 1/16"</p> <p>50", 57" and 64" Tower Internal Dimensions</p> <ul style="list-style-type: none"> • Box and M drawer height: 4⁷/₁₆" • Box and M drawer width: 12¹/₁₆" • Box and M drawer depth: 18³/₈" • File drawer height: 9¹/₄" • File drawer width: 12¹/₁₆" • File drawer depth: 18³/₈" • Wide drawer height: 9⁷/₁₆" • Wide drawer width: 20³/₄" • Wide drawer depth: 22⁷/₈" <p>Note: All towers are configured from the top down with standard combinations of box and file drawers.</p>
AT3	Series 2 Currents Front																					
WS	Wardrobe and Single Door																					
LH	Left Hand Access																					
57	57" High																					
30	30" Wide																					
B	Box Drawer																					
B	Box Drawer																					
F	File Drawer																					
L	Locking																					
NJ	Medium Grey paint finish																					
	<p>Note: 6" drawer behind doors are not available within the wardrobe portion of towers. Drawers behind doors can be specified with fronts painted in one of 6 accent colors. If an accent color is not selected the fronts will be painted black. Accent colors include, (MEY) Memo Yellow, (MRG) Marine Grey, (SFG) Seafoam Green, (REG) Robbins Egg Blue, (SSP) Sunset Pink and (KRD) Knoll Red.</p> <p>Note: Drawer behind door list pricing is as follows: 1=\$250</p>																					
	<p>Application Notes</p> <p>Hanging rails and other accessories are not included and must be ordered separately. Hanging rails are included with 24" and 30" wide lateral drawers only. (See <i>Tower Accessories for pricing and order entry information</i>)</p> <p>Half depth adjustable shelves and coat hooks may be ordered separately allowing the cupboard area of the 15", 24" and 30" wide towers to support binders as well as shorter coats. (See <i>Tower Accessories for pricing and order entry information</i>)</p>																					

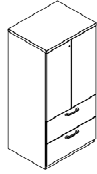
Storage Towers Currents Front

30" Wide Storage Towers

Series 2 Storage

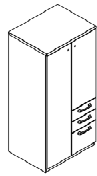
description	type	w	d	h	lock	pattern no.	P1	P2	P3
-------------	------	---	---	---	------	-------------	----	----	----

64" High Double Door tower with two wide drawers		29 ⁷ / ₈ "	23 ¹ / ₂ "	63 ⁵ / ₁₆ "	Y	AT3D6430WWL	\$2,849.	\$2,990.	\$3,142.
--	--	----------------------------------	----------------------------------	-----------------------------------	---	--------------------	----------	----------	----------



24" and 30" wide double door cabinets may be ordered with a grommet option located in the back of the case by adding a "G" between the 4th and 5th character of the pattern number, example (AT3D**G**6424WL). Add \$100 for this option. **Note:** By adding a "G" option, the cabinet will also receive AV hinged doors.

64" High tower with two box and one file drawer and door and wardrobe (left hand shown)	left hand	29 ⁷ / ₈ "	23 ¹ / ₂ "	63 ⁵ / ₁₆ "	Y	AT3WSLH6430BBFL	2,401.	2,522.	2,646.
	right hand	29 ⁷ / ₈ "	23 ¹ / ₂ "	63 ⁵ / ₁₆ "	Y	AT3WSRH6430BBFL	2,401.	2,522.	2,646.



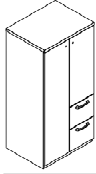
Order Code	Specification Information	Critical Dimensions
Example: AT3WSLH5730BBFL-NJ	For non-locking towers, deduct \$60 from the list price for single and double door units or \$75 list for units with wardrobe. Substitute the "L" suffix with a "N" within the pattern number to designate a non-locking unit, example (AT3WSLH5030BBFN)	Dimensions under, w , d and h are actual to the nearest 1/16"
AT3 Series 2 Currents Front		50", 57" and 64" Tower Internal Dimensions
WS Wardrobe and Single Door	"M" drawers consisting of a box drawer body with a file drawer head are available by substituting any two "B" or any one "F" character within the pattern number, example (AT3WSLH5030MFN). Multiple "M" drawers may be specified providing they equal the total modules available.	<ul style="list-style-type: none"> Box and M drawer height: 4⁷/₁₆" Box and M drawer width: 12¹/₁₆" Box and M drawer depth: 18³/₈" File drawer height: 9¹/₄" File drawer width: 12¹/₁₆" File drawer depth: 18³/₈" Wide drawer height: 9⁷/₁₆" Wide drawer width: 20³/₄" Wide drawer depth: 22⁷/₈"
LH Left Hand Access		Note: All towers are configured from the top down with standard combinations of box and file drawers.
57 57" High		
30 30" Wide		
B Box Drawer		
B Box Drawer		
F File Drawer		
L Locking		
NJ Medium Grey paint finish		
	A 6" drawer, behind a cupboard door is available by adding the numeral 1 to the end of the pattern number, example (AT3WSLH5030BBFL1)	
	Single door towers: Include (2) locks. Double door towers: Include (2) locks. Wardrobe towers: Include (3) locks. 15" wide Side Access Bookcase and Display towers: Include (1) lock. 24" wide Side Access Bookcase and Display towers: Include (2) locks	
		Note: Drawer behind door list pricing is as follows: 1=\$250
		Application Notes
		Hanging rails and other accessories are not included and must be ordered separately. Hanging rails are included with 24" and 30" wide lateral drawers only. (See <i>Tower Accessories for pricing and order entry information</i>)
		Half depth adjustable shelves and coat hooks may be ordered separately allowing the cupboard area of the 15", 24" and 30" wide towers to support binders as well as shorter coats. (See <i>Tower Accessories for pricing and order entry information</i>)

Storage Towers Currents Front

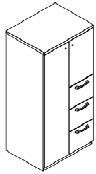
30" Wide Storage Towers

Series 2 Storage

description	type	w	d	h	lock	pattern no.	P1	P2	P3
64" High tower with two file drawers and door and wardrobe (left hand shown)	left hand	29 ⁷ / ₈ "	23 ¹ / ₂ "	63 ³ / ₁₆ "	Y	AT3WSLH6430FFL	\$2,238.	\$2,350.	\$2,468.
	right hand	29 ⁷ / ₈ "	23 ¹ / ₂ "	63 ³ / ₁₆ "	Y	AT3WSRH6430FFL	2,238.	2,350.	2,468.



64" High tower with three file drawers and door and wardrobe (left hand shown)	left hand	29 ⁷ / ₈ "	23 ¹ / ₂ "	63 ³ / ₁₆ "	Y	AT3WSLH6430FFFL	2,423.	2,545.	2,671.
	right hand	29 ⁷ / ₈ "	23 ¹ / ₂ "	63 ³ / ₁₆ "	Y	AT3WSRH6430FFFL	2,423.	2,545.	2,671.



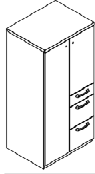
Order Code	Specification Information	Critical Dimensions																				
<p>Example: AT3WSLH5730BBFL-NJ</p> <table border="1"> <tr> <td>AT3</td> <td>Series 2 Currents Front</td> </tr> <tr> <td>WS</td> <td>Wardrobe and Single Door</td> </tr> <tr> <td>LH</td> <td>Left Hand Access</td> </tr> <tr> <td>57</td> <td>57" High</td> </tr> <tr> <td>30</td> <td>30" Wide</td> </tr> <tr> <td>B</td> <td>Box Drawer</td> </tr> <tr> <td>B</td> <td>Box Drawer</td> </tr> <tr> <td>F</td> <td>File Drawer</td> </tr> <tr> <td>L</td> <td>Locking</td> </tr> <tr> <td>NJ</td> <td>Medium Grey paint finish</td> </tr> </table>	AT3	Series 2 Currents Front	WS	Wardrobe and Single Door	LH	Left Hand Access	57	57" High	30	30" Wide	B	Box Drawer	B	Box Drawer	F	File Drawer	L	Locking	NJ	Medium Grey paint finish	<p>For non-locking towers, deduct \$60 from the list price for single and double door units or \$75 list for units with wardrobe. Substitute the "L" suffix with a "N" within the pattern number to designate a non-locking unit, example (AT3WSLH5030BBFN)</p> <p>"M" drawers consisting of a box drawer body with a file drawer head are available by substituting any two "B" or any one "F" character within the pattern number, example (AT3WSLH5030MFN). Multiple "M" drawers may be specified providing they equal the total modules available.</p> <p>A 6" drawer, behind a cupboard door is available by adding the numeral 1 to the end of the pattern number, example (AT3WSLH5030BBFL1)</p> <p>Single door towers: Include (2) locks. Double door towers: Include (2) locks. Wardrobe towers: Include (3) locks. 15" wide Side Access Bookcase and Display towers: Include (1) lock. 24" wide Side Access Bookcase and Display towers: Include (2) locks</p>	<p>Dimensions under, w, d and h are actual to the nearest 1/16"</p> <p>50", 57" and 64" Tower Internal Dimensions</p> <ul style="list-style-type: none"> • Box and M drawer height: 4³/₁₆" • Box and M drawer width: 12¹/₁₆" • Box and M drawer depth: 18³/₈" • File drawer height: 9¹/₄" • File drawer width: 12¹/₁₆" • File drawer depth: 18³/₈" • Wide drawer height: 9⁷/₁₆" • Wide drawer width: 20³/₄" • Wide drawer depth: 22⁷/₈" <p>Note: All towers are configured from the top down with standard combinations of box and file drawers.</p>
AT3	Series 2 Currents Front																					
WS	Wardrobe and Single Door																					
LH	Left Hand Access																					
57	57" High																					
30	30" Wide																					
B	Box Drawer																					
B	Box Drawer																					
F	File Drawer																					
L	Locking																					
NJ	Medium Grey paint finish																					
	<p>Note: 6" drawer behind doors are not available within the wardrobe portion of towers. Drawers behind doors can be specified with fronts painted in one of 6 accent colors. If an accent color is not selected the fronts will be painted black. Accent colors include, (MEY) Memo Yellow, (MRG) Marine Grey, (SFG) Seafoam Green, (REG) Robbins Egg Blue, (SSP) Sunset Pink and (KRD) Knoll Red.</p> <p>Note: Drawer behind door list pricing is as follows: 1=\$250</p>																					
	<p>Application Notes</p> <p>Hanging rails and other accessories are not included and must be ordered separately. Hanging rails are included with 24" and 30" wide lateral drawers only. (See <i>Tower Accessories for pricing and order entry information</i>)</p> <p>Half depth adjustable shelves and coat hooks may be ordered separately allowing the cupboard area of the 15", 24" and 30" wide towers to support binders as well as shorter coats. (See <i>Tower Accessories for pricing and order entry information</i>)</p>																					

Storage Towers Currents Front

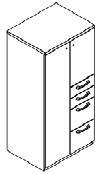
30" Wide Storage Towers

Series 2 Storage

description	type	w	d	h	lock	pattern no.	P1	P2	P3
64" High tower with one box and two file drawers and door and wardrobe (left hand shown)	left hand	29 ⁷ / ₈ "	23 ¹ / ₂ "	63 ⁵ / ₁₆ "	Y	AT3WSLH6430BFFL	\$2,434.	\$2,555.	\$2,683.
	right hand	29 ⁷ / ₈ "	23 ¹ / ₂ "	63 ⁵ / ₁₆ "	Y	AT3WSRH6430BFFL	2,434.	2,555.	2,683.



64" High tower with two box and two file drawers and door and wardrobe (left hand shown)	left hand	29 ⁷ / ₈ "	23 ¹ / ₂ "	63 ⁵ / ₁₆ "	Y	AT3WSLH6430BBFFL	2,626.	2,757.	2,895.
	right hand	29 ⁷ / ₈ "	23 ¹ / ₂ "	63 ⁵ / ₁₆ "	Y	AT3WSRH6430BBFFL	2,626.	2,757.	2,895.



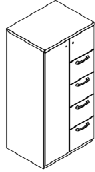
Order Code	Specification Information	Critical Dimensions																				
<p>Example: AT3WSLH5730BBFL-NJ</p> <table border="1"> <tr> <td>AT3</td> <td>Series 2 Currents Front</td> </tr> <tr> <td>WS</td> <td>Wardrobe and Single Door</td> </tr> <tr> <td>LH</td> <td>Left Hand Access</td> </tr> <tr> <td>57</td> <td>57" High</td> </tr> <tr> <td>30</td> <td>30" Wide</td> </tr> <tr> <td>B</td> <td>Box Drawer</td> </tr> <tr> <td>B</td> <td>Box Drawer</td> </tr> <tr> <td>F</td> <td>File Drawer</td> </tr> <tr> <td>L</td> <td>Locking</td> </tr> <tr> <td>NJ</td> <td>Medium Grey paint finish</td> </tr> </table>	AT3	Series 2 Currents Front	WS	Wardrobe and Single Door	LH	Left Hand Access	57	57" High	30	30" Wide	B	Box Drawer	B	Box Drawer	F	File Drawer	L	Locking	NJ	Medium Grey paint finish	<p>For non-locking towers, deduct \$60 from the list price for single and double door units or \$75 list for units with wardrobe. Substitute the "L" suffix with a "N" within the pattern number to designate a non-locking unit, example (AT3WSLH5030BBFN)</p> <p>"M" drawers consisting of a box drawer body with a file drawer head are available by substituting any two "B" or any one "F" character within the pattern number, example (AT3WSLH5030MFN). Multiple "M" drawers may be specified providing they equal the total modules available.</p> <p>A 6" drawer, behind a cupboard door is available by adding the numeral 1 to the end of the pattern number, example (AT3WSLH5030BBFL1)</p> <p>Single door towers: Include (2) locks. Double door towers: Include (2) locks. Wardrobe towers: Include (3) locks. 15" wide Side Access Bookcase and Display towers: Include (1) lock. 24" wide Side Access Bookcase and Display towers: Include (2) locks</p>	<p>Dimensions under, w, d and h are actual to the nearest 1/16"</p> <p>50", 57" and 64" Tower Internal Dimensions</p> <ul style="list-style-type: none"> • Box and M drawer height: 4³/₁₆" • Box and M drawer width: 12¹/₁₆" • Box and M drawer depth: 18³/₈" • File drawer height: 9¹/₄" • File drawer width: 12¹/₁₆" • File drawer depth: 18³/₈" • Wide drawer height: 9⁷/₁₆" • Wide drawer width: 20³/₄" • Wide drawer depth: 22⁷/₈" <p>Note: All towers are configured from the top down with standard combinations of box and file drawers.</p>
AT3	Series 2 Currents Front																					
WS	Wardrobe and Single Door																					
LH	Left Hand Access																					
57	57" High																					
30	30" Wide																					
B	Box Drawer																					
B	Box Drawer																					
F	File Drawer																					
L	Locking																					
NJ	Medium Grey paint finish																					
	<p>Note: 6" drawer behind doors are not available within the wardrobe portion of towers. Drawers behind doors can be specified with fronts painted in one of 6 accent colors. If an accent color is not selected the fronts will be painted black. Accent colors include, (MEY) Memo Yellow, (MRG) Marine Grey, (SFG) Seafoam Green, (REG) Robbins Egg Blue, (SSP) Sunset Pink and (KRD) Knoll Red.</p> <p>Note: Drawer behind door list pricing is as follows: 1=\$250</p>																					
	<p>Application Notes</p> <p>Hanging rails and other accessories are not included and must be ordered separately. Hanging rails are included with 24" and 30" wide lateral drawers only. (See <i>Tower Accessories for pricing and order entry information</i>)</p> <p>Half depth adjustable shelves and coat hooks may be ordered separately allowing the cupboard area of the 15", 24" and 30" wide towers to support binders as well as shorter coats. (See <i>Tower Accessories for pricing and order entry information</i>)</p>																					

Storage Towers Currents Front

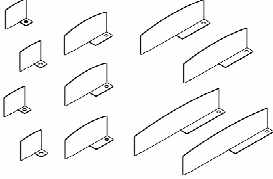



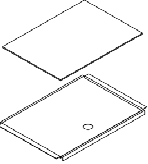

30" Wide Storage Towers

Series 2 Storage



description	type	w	d	h	lock	pattern no.	P1	P2	P3
64" High tower with four file drawers and door and wardrobe (left hand shown)	left hand	29 ⁷ / ₈ "	23 ¹ / ₂ "	63 ⁵ / ₁₆ "	Y	AT3WSLH6430FFFFL	\$2,658.	\$2,791.	\$2,930.
	right hand	29 ⁷ / ₈ "	23 ¹ / ₂ "	63 ⁵ / ₁₆ "	Y	AT3WSRH6430FFFFL	2,658.	2,791.	2,930.



Order Code	Specification Information	Critical Dimensions
Example: AT3WSLH5730BBFL-NJ	For non-locking towers, deduct \$60 from the list price for single and double door units or \$75 list for units with wardrobe. Substitute the "L" suffix with a "N" within the pattern number to designate a non-locking unit, example (AT3WSLH5030BBFN)	Dimensions under, w , d and h are actual to the nearest 1/16"
AT3 Series 2 Currents Front		50", 57" and 64" Tower Internal Dimensions
WS Wardrobe and Single Door		<ul style="list-style-type: none"> Box and M drawer height: 4³/₁₆" Box and M drawer width: 12¹/₁₆" Box and M drawer depth: 18³/₈" File drawer height: 9¹/₄" File drawer width: 12¹/₁₆" File drawer depth: 18³/₈" Wide drawer height: 9⁷/₁₆" Wide drawer width: 20³/₄" Wide drawer depth: 22⁷/₈"
LH Left Hand Access	"M" drawers consisting of a box drawer body with a file drawer head are available by substituting any two "B" or any one "F" character within the pattern number, example (AT3WSLH5030MFN). Multiple "M" drawers may be specified providing they equal the total modules available.	Note: All towers are configured from the top down with standard combinations of box and file drawers.
57 57" High		
30 30" Wide		
B Box Drawer		
B Box Drawer		
F File Drawer		
L Locking		
NJ Medium Grey paint finish	A 6" drawer, behind a cupboard door is available by adding the numeral 1 to the end of the pattern number, example (AT3WSLH5030BBFL1)	
	Single door towers: Include (2) locks. Double door towers: Include (2) locks. Wardrobe towers: Include (3) locks. 15" wide Side Access Bookcase and Display towers: Include (1) lock. 24" wide Side Access Bookcase and Display towers: Include (2) locks	
		Note: 6" drawer behind doors are not available within the wardrobe portion of towers. Drawers behind doors can be specified with fronts painted in one of 6 accent colors. If an accent color is not selected the fronts will be painted black. Accent colors include, (MEY) Memo Yellow, (MRG) Marine Grey, (SFG) Seafoam Green, (REG) Robbins Egg Blue, (SSP) Sunset Pink and (KRD) Knoll Red.
		Note: Drawer behind door list pricing is as follows: 1=\$250
		Application Notes
		Hanging rails and other accessories are not included and must be ordered separately. Hanging rails are included with 24" and 30" wide lateral drawers only. (See Tower Accessories for pricing and order entry information)
		Half depth adjustable shelves and coat hooks may be ordered separately allowing the cupboard area of the 15", 24" and 30" wide towers to support binders as well as shorter coats. (See Tower Accessories for pricing and order entry information)

description	type	w	d	h	pattern no.	list
Pedestal Drawer Divider Kit (Not for use in 3" high drawers)				5"	DT3PDD	\$342.
						
Drawer Divider for Box Drawer					DS1PBD	29.
						
Drawer Divider for File Drawer					DS1PFD	29.
						
Pencil Tray					DS1PPT	34.
						
Pedestal Drawer Reference Tablet with Plexi Glass Cover					DT3RT	99.
						
Stationary Insert for box drawers (4 trays)					DS1PST	150.
						

Order Code	Specification Information	Application Notes
Example: DT3PDD-MEY		
DT3 Series 2 Steel		
PDD Pedestal Drawer Divider Kit		
MEY Memo Yellow paint finish		
	<p>DT3PDD Pedestal Drawer Dividers and DT3RT Pedestal Drawer Reference Tablets are supported with a black painted finish standard. Select from six additional accent colors at no-charge. Accent colors are as follows: (MEY) Memo Yellow, (MRG) Marine Grey, (SFG) Seafoam Green, (REG) Robbins Egg Blue, (KRD) Knoll Red and (SSP) Sunset Pink.</p> <p>Note: All other pedestal accessory items including the Pencil tray are finished in Black only.</p>	<p>The Pedestal Drawer Divider Kit (DT3PDD) is comprised of a series of magnetic fences that attach to the bottom of a pedestal drawer body to support the division and management of space within pedestal box or file drawers. Each kit consist of (4) 3" wide, (3) 6" wide, (2) 9" wide and (2) 12" wide dividers. Dividers are constructed from steel and are available in six accent colors as well as black</p> <p>The Pedestal Drawer Reference Tablet (DT3RT) provides a platform for supporting frequently accessed phone lists or important information. Each (DT3RT) is supported with a removeable clear plexi cover to protect your printed information. Reference tablets are available in six accent colors as well as black.</p>


description	type	w	d	h	pattern no.	list
File Support Channel 					DS1PFS	\$29.
Series 2 Floorstanding Pedestal Retrofit Lock Kit 					DS2LKKT	51.

Order Code	Specification Information	Application Notes
Example: DT3PDD-MEY		
DT3 Series 2 Steel		
PDD Pedestal Drawer Divider Kit		
MEY Memo Yellow paint finish		
	<p>DT3PDD Pedestal Drawer Dividers and DT3RT Pedestal Drawer Reference Tablets are supported with a black painted finish standard. Select from six additional accent colors at no-charge. Accent colors are as follows: (MEY) Memo Yellow, (MRG) Marine Grey, (SFG) Seafoam Green, (REG) Robbins Egg Blue, (KRD) Knoll Red and (SSP) Sunset Pink.</p> <p>Note: All other pedestal accessory items including the Pencil tray are finished in Black only.</p>	<p>The Pedestal Drawer Divider Kit (DT3PDD) is comprised of a series of magnetic fences that attach to the bottom of a pedestal drawer body to support the division and management of space within pedestal box or file drawers. Each kit consist of (4) 3" wide, (3) 6" wide, (2) 9" wide and (2) 12" wide dividers. Dividers are constructed from steel and are available in six accent colors as well as black</p> <p>The Pedestal Drawer Reference Tablet (DT3RT) provides a platform for supporting frequently accessed phone lists or important information. Each (DT3RT) is supported with a removeable clear plexi cover to protect your printed information. Reference tablets are available in six accent colors as well as black.</p>

Overhead Storage Accessories

T5 Task Lights

Series 2 Storage


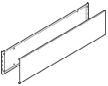


description	type	w	d	h	pattern no.	standard	advanced
	Use with 24" and wider overhead	19"	4"	1 1/2"	DL3T5E19 ()	\$161.	n/a
	Use with 30" and wider overhead	25"	4"	1 1/2"	DL3T5E25 ()	173.	408.
	Use with 42" and wider overhead	37"	4"	1 1/2"	DL3T5E37 ()	177.	430.
	Use with 60" and wider overhead	49"	4"	1 1/2"	DL3T5E49 ()	202.	446.
Cord management clips	(package of 50)				DL3TC	41.	

Order Code	Specification Information	Application Notes
Example: DL3T5E25S DL3 Task Light T5 T5 lamp E Electronic ballast 25 Width S Standard	<p><i>Specify:</i></p> <p>Width - Task Lights mount in cabinets and shelves at least 5" wider than light width.</p> <p>Type:</p> <p>S Standard A Advanced</p> <p>Specify suffix -CH and add \$45 list for City of Chicago installations. Example: DL3T5E25S-CH</p> <p>All housings are black.</p>	<p>Task lights mount into the recess in the underside of overhead cabinets and shelves at least 5" wider than task light width.</p> <p>Task lights include T5 cool white (4100K) fluorescent lamp, electronic ballast, 9' grounded corset, prismatic lens, rocker switch, one cord exit management clip and mounting hardware.</p> <p>Cord management clips must be ordered separately.</p> <p>Task light cordset is center exit. On smaller units cord exit is off-center, but still not handed.</p> <p>Task lights are TCLP compliant and meet requirements of California Title 24.</p> <p>Advanced task lights are fitted with ballast and lamp compliant with LEED requirements.</p> <p>Cord management clips are designed for use with Dividends panels.</p>

Overhead Storage Accessories

Wall Mount and Upmount Brackets

Series 2 Storage

description	type	w	d	h	pattern no.	list	P1	P2	P3
 Wall-Mount Overhead Bracket (Dividends)		24"	1/2"	14 1/4"	DS1WM24	\$62.			
		30"	1/2"	14 1/4"	DS1WM30	62.			
		36"	1/2"	14 1/4"	DS1WM36	66.			
		42"	1/2"	14 1/4"	DS1WM42	74.			
		48"	1/2"	14 1/4"	DS1WM48	79.			
 Wall-Mount Shelf Bracket (Dividends)		30"	1/2"	7"	DS1SWM30		62.	68.	73.
		36"	1/2"	7"	DS1SWM36		66.	74.	77.
		42"	1/2"	7"	DS1SWM42		73.	80.	83.
		48"	1/2"	7"	DS1SWM48		79.	86.	89.
Vertical Dividers (Dark Grey only)	Package of 4				DS1VD		83.		
 Vertical Dividers (Dark Grey only)									
 Overhead Cabinet Lock Retrofit Kit					DS1OHL	50.			

Order Code

Example:	DS1WM24
DS1	Dividends
WM	Overhead Wall Mount
24	24" Wide

Specification Information

Overhead wall-mount frames are intended for use with Series 2 Steel front and Veneer front Overheads with Dividends brackets

Overhead Shelf-Mount brackets are intended for use with Dividends and Dividends Series 2 shelves

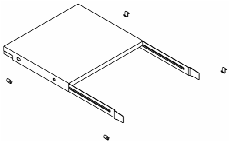
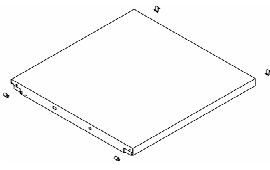
Critical Dimensions

Dimensions listed under **w**, **h** and **d** are actual to the nearest 1/16"

Storage Tower Accessories

Shelves and Worksurface Splice Plate Kits

Series 2 Storage

description	type	w	d	h	pattern no.	list	P1	P2	P3
15" Wide Half Depth Shelf	Half Depth	15"	12"	3/4"	DT3HDS15	\$116.			
									
24" Wide Half Depth Shelf	Half Depth	24"	12"	3/4"	DT3HDS24	123.			
30" Wide Half Depth Shelf	Half Depth	30"	12"	3/4"	DT3HDS30	146.			
15" Wide Full Depth Shelf	Full Depth	15"	22 3/8"	1"	DT3FDS15	82.			
									
24" Wide Full Depth Shelf	Full Depth	24"	22 3/8"	1"	DT3FDS24	90.			
30" Wide Full Depth Shelf	Full Depth	30"	22 3/8"	1"	DT3FDS30	97.			

Order Code

Example:	DT3HDS15
DT3	Series 2 Towers
HDS	Half Depth Shelf
15	15" Wide

Specification Information

Half Depth Shelves:

15" wide half depth shelves are suitable for use with 15" wide single door towers or a 30" wide towers with a 15" wide wardrobe.

24" wide half depth shelves are suitable for use with 24" wide single door or 24" wide double door towers.

30" wide half depth shelves are suitable for use with 30" wide double door towers.

Side Access Bookcase and Display Shelves:

Side Access Bookcase and Display Shelves are available in glass or steel construction. Shelves are for use with Side Access bookcase and Display towers only. Glass shelves are frosted.

Application Notes

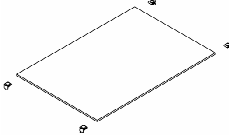
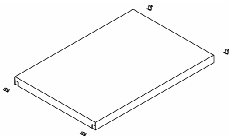
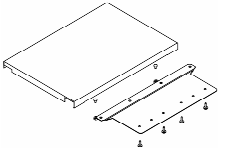
Worksurface Splice Plate Kits are intended for use with Side Access Bookcase and Display towers only. Splice Plate Kits permit the attachment of standard 24" deep (Nominal) worksurfaces. Each kit contains a connector bracket and trim panel. Trim panels should be specified to match the tower paint finish.

Note: All Shelves are user adjustable.

Storage Tower Accessories

Shelves and Worksurface Splice Plate Kits

Series 2 Storage

description	type	w	d	h	pattern no.	list	P1	P2	P3
Glass Shelf for Side Access Bookcase and Display Tower	Qty 2 shelves				DT3GBCDS	\$362.			
									
Metal Shelf for Side Access Bookcase and Display Towers	Qty 2 Shelves				DT3MBCDS		190.	208.	219.
									
Worksurface Splice Plate Kit for Display and Side Access Bookcase Towers					DT3WSP		127.	140.	147.
									

Order Code

Example:	DT3HDS15
DT3	Series 2 Towers
HDS	Half Depth Shelf
15	15" Wide

Specification Information

Half Depth Shelves:

15" wide half depth shelves are suitable for use with 15" wide single door towers or a 30" wide towers with a 15" wide wardrobe.

24" wide half depth shelves are suitable for use with 24" wide single door or 24" wide double door towers.

30" wide half depth shelves are suitable for use with 30" wide double door towers.

Side Access Bookcase and Display Shelves:

Side Access Bookcase and Display Shelves are available in glass or steel construction. Shelves are for use with Side Access bookcase and Display towers only. Glass shelves are frosted.

Application Notes

Worksurface Splice Plate Kits are intended for use with Side Access Bookcase and Display towers only. Splice Plate Kits permit the attachment of standard 24" deep (Nominal) worksurfaces. Each kit contains a connector bracket and trim panel. Trim panels should be specified to match the tower paint finish.

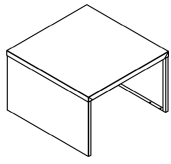
Note: All Shelves are user adjustable.

Storage Tower Accessories

Side Access Add-on Modules

Series 2 Storage

description	w	d	h	pattern no.	P1	P2	P3
Tower Add-on module	15"	23 1/2"	15"	DT3A1515	\$711.	\$818.	\$859.
	24"	23 1/2"	15"	DT3A1524	769.	884.	928.



Order Code

Example:	DT3A1515-117
DT3	Series 2 Steel Front
A	Add-on Module
15	Nominal Height
15	Nominal Depth
117	Soft Grey paint finish

Specification Information

Tower Side Access Add-on modules are constructed from steel with a powder coat paint finish. **They are not intended for use with veneer front towers or other Knoll storage tower products.**

The depth and width of a Side Access Add-on module must match that of the parent tower. Side Access Add-on modules enable side access storage for standard front access, single, double and wardrobe door tower configurations. Side Access Add-on modules are compatible with side access display and bookcase towers.

Application Notes

Tower Side Access Add-on modules are intended for use with 15" and 24" wide Steel, Morrison, Calibre and Currents front towers only.

Side Access Add-on modules are field installed and are non-handed.

The overall actual height of an Add-on module is 15", therefore adding 15" to the overall height of the parent S2 tower.

The overall actual interior clearance of an Add-on module is 13 5/8"

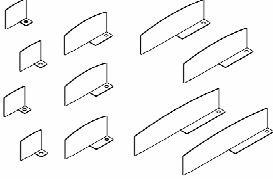
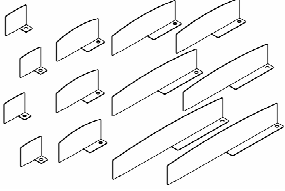
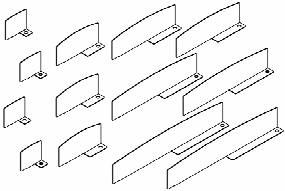

Note: depth corresponds with the width of the parent tower, which is either 15" or 24" wide.

Add-on modules cannot be double stacked.

Storage Tower Accessories

Drawer Dividers

Series 2 Storage

description	type	w	d	h	pattern no.	list
Pedestal Drawer Divider Kit (Not for use in 3" high drawers)				5"	DT3PDD	\$342.
						
File Drawer Divider Kit (Used within all lateral file drawers except 3" high modules)				5"	DT3FDD	426.
						
File Drawer Divider Kit (Used within 3" high lateral file or personal drawers)				2.5"	DT3SDD	426.
						
Pencil Tray					DS1PPT	34.
						

Order Code

Example:	DT3PDD-MEY
DT3	Series 2 Steel
PDD	Pedestal Drawer Divider Kit
MEY	Memo Yellow paint finish

Specification Information

DT3PDD Pedestal Drawer Dividers and **DT3RT** Pedestal Drawer Reference Tablets are supported with a black painted finish standard. Select from six additional accent colors at no-charge. Accent colors are as follows: **(MEY)** Memo Yellow, **(MRG)** Marine Grey, **(SFG)** Seafoam Green, **(REG)** Robbins Egg Blue, Knoll Red **(KRD)** and **(SSP)** Sunset Pink.

Note: All other pedestal accessory items including the Pencil tray are finished in Black only.

Application Notes

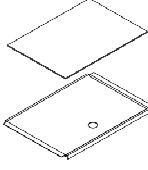




The Pedestal Drawer Divider Kit (**DT3PDD**) is comprised of a series of magnetic fences that attach to the bottom of a pedestal drawer body to support the division and management of space within pedestal box or file drawers. Each kit consist of (4) 3" wide, (3) 6" wide, (2) 9" wide and (2) 12" wide dividers. Dividers are constructed from steel and are available in six accent colors as well as black

The Pedestal Drawer Reference Tablet (**DT3RT**) provides a platform for supporting frequently accessed phone lists or important information. Each (**DT3RT**) is supported with a removeable clear plexi cover to protect your printed information. Reference tablets are available in six accent colors as well as black.

Storage Tower Accessories

Drawer Dividers

Series 2 Storage

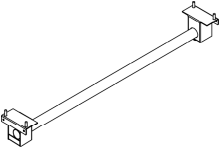
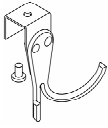
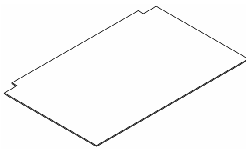
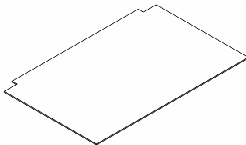
description	type	w	d	h	pattern no.	list
Pedstal Drawer Reference Tablet with Plexi Glass Cover					DT3RT	\$99.
						
Drawer Divider for Box Drawer					DS1PBD	29.
						
Drawer Divider for File Drawer					DS1PFD	29.
						
Stationary Insert for box drawers (4 trays)					DS1PST	150.
						
File Support Channel					DS1PFS	29.
						

Order Code	Specification Information	Application Notes
Example: DT3PDD-MEY		
DT3 Series 2 Steel		
PDD Pedestal Drawer Divider Kit	DT3PDD Pedestal Drawer Dividers and DT3RT Pedestal Drawer Reference Tablets are supported with a black painted finish standard. Select from six additional accent colors at no-charge. Accent colors are as follows: (MEY) Memo Yellow, (MRG) Marine Grey, (SFG) Seafoam Green, (REG) Robbins Egg Blue, Knoll Red (KRD) and (SSP) Sunset Pink.	The Pedestal Drawer Divider Kit (DT3PDD) is comprised of a series of magnetic fences that attach to the bottom of a pedestal drawer body to support the division and management of space within pedestal box or file drawers. Each kit consist of (4) 3" wide, (3) 6" wide, (2) 9" wide and (2) 12" wide dividers. Dividers are constructed from steel and are available in six accent colors as well as black
MEY Memo Yellow paint finish	Note: All other pedestal accessory items including the Pencil tray are finished in Black only.	The Pedestal Drawer Reference Tablet (DT3RT) provides a platform for supporting frequently accessed phone lists or important information. Each (DT3RT) is supported with a removeable clear plexi cover to protect your printed information. Reference tablets are available in six accent colors as well as black.

Storage Tower Accessories

Coat Hooks and Rods

Series 2 Storage

description	type	w	d	h	pattern no.	list
Coat bar kit for 9" wide wardrobes 					DT3CB9	\$110.
Coat Bar Kit for 15" wide single door or 15" wide wardrobe					DT3CB15	115.
Coat Bar for 30" wide single door tower					DT3CB30	135.
Coat Bar for 24" wide single door towers					DT3CB24	123.
Drop Down Coat Hook for Use in tower without standard wardrobe 					DT3DCH	74.
Floor Cover for 9" Wide Wardrobe 	9" Wide Wardrobe				DT3FM9	53.
Floor Cover for 15" Wide Wardrobe 	15" Wide Wardrobe				DT3FM15	64.

Specification Information

All towers with a 9" or 15" wardrobe are shipped with one coat hook installed at the factory. Coat rods are available as an accessory item and be placed within a 9" or 15" wardrobe or used within a 24" or 30" tower.

Application Notes

Drop Down coat hooks should be used when a wardrobe is not present. Drop Down coat hooks permit the hanging of coats and jackets within single door or double door towers. Floor Covers are designed for use within 9" and 15" wardrobes only.

Note: Consider combining a Drop Down coat hook with half depth shelves within a single door or double door tower to gain additional functionality from the cupboard area of the tower.

Alpha-Numeric Index

<i>pattern no.</i>	<i>page</i>	<i>pattern no.</i>	<i>page</i>	<i>pattern no.</i>	<i>page</i>	<i>pattern no.</i>	<i>page</i>
AS2DW30L	132	AT3SLH6415FFL	137	AT3WSLH6424BBFFL	151	DS1WM24	170
AS2DW36L	132	AT3SLH6424WL	149	AT3WSLH6424BBFL	150	DS1WM30	170
AS2PFL18A	130	AT3SLH6424WWL	149	AT3WSLH6424BBFL	151	DS1WM36	170
AS2PFL18B	130	AT3SRH5015BBFFL	134	AT3WSLH6424FFFL	152	DS1WM42	170
AS2PFL24A	130	AT3SRH5015BBFL	133	AT3WSLH6424FFFL	152	DS1WM48	170
AS2PFL24B	130	AT3SRH5015FFFL	134	AT3WSLH6424FFL	150	DS2DW30L	12
AS2PFL30A	130	AT3SRH5015FFL	134	AT3WSLH6430BBFFL	165	DS2DW36L	12
AS2PFL30B	130	AT3SRH5024WL	141	AT3WSLH6430BBFL	163	DS2LKKT	168
AS2PML18A	131	AT3SRH5024WWL	141	AT3WSLH6430BBFL	165	DS2OD36L	15, 60
AS2PML18B	131	AT3SRH5715BBFL	135	AT3WSLH6430FFFL	166	DS2OD42L	15, 60
AS2PML18F	131	AT3SRH5715FFFL	136	AT3WSLH6430FFFL	164	DS2OD48L	15, 60
AS2PML24A	131	AT3SRH5715FFL	136	AT3WSLH6430FFL	164	DS2OD54L	15, 60
AS2PML24B	131	AT3SRH5724WL	147	AT3WSRH5024BBFFL	143	DS2OD60L	15, 60
AS2PML24F	131	AT3SRH5724WWL	148	AT3WSRH5024BBFL	142	DS2OD66L	15, 60
AT3BDLH6415BBFFL	139	AT3SRH6415BBFFL	138	AT3WSRH5024BBFL	143	DS2OD72L	15, 60
AT3BDLH6415FFL	140	AT3SRH6415BBFL	137	AT3WSRH5024FFFL	143	DS2PFL18A	10
AT3BDRH6415BBFFL	139	AT3SRH6415FFFL	138	AT3WSRH5024FFL	142	DS2PFL18B	10
AT3BDRH6415FFL	140	AT3SRH6415FFFL	138	AT3WSRH5030BBFFL	158	DS2PFL24A	10
AT3D5024WL	141	AT3SRH6415FFL	137	AT3WSRH5030BBFL	156	DS2PFL24B	10
AT3D5024WWL	142	AT3SRH6424WL	149	AT3WSRH5030BBFL	157	DS2PFL30A	10
AT3D5030WL	155	AT3SRH6424WWL	149	AT3WSRH5030FFFL	157	DS2PFL30B	10
AT3D5030WWL	155	AT3WBDLH6424BBFL	153	AT3WSRH5030FFL	156	DS2PM24L	13, 58
AT3D5724WL	148	AT3WBDLH6424FFL	154	AT3WSRH5724BBFFL	145	DS2PM30L	13, 58
AT3D5724WWL	148	AT3WBDRH6424BBFL	153	AT3WSRH5724BBFL	145	DS2PM36L	13, 58
AT3D5730WL	158	AT3WBDRH6424FFL	154	AT3WSRH5724BBFL	161	DS2PM42L	13, 58
AT3D5730WWL	159	AT3WSBLH4224BBFFL	144	AT3WSRH5724FFFL	146	DS2PM48L	13, 58
AT3D6424WL	149	AT3WSBLH4224FFL	144	AT3WSRH5724FFL	146	DS2PM54L	13, 58
AT3D6424WWL	150	AT3WSBLH5024BBFL	144	AT3WSRH5730BBFFL	162	DS2PM60L	13, 58
AT3D6430WL	162	AT3WSBLH5024FFL	145	AT3WSRH5730BBFL	159	DS2PM66L	13, 58
AT3D6430WWL	163	AT3WSBLH5724BBFFL	147	AT3WSRH5730BBFL	146	DS2PM72L	13, 58
AT3SBLH4215BBFFL	133	AT3WSBLH5724FFL	147	AT3WSRH5730FFFL	160	DS2PML18A	11
AT3SBLH4215FFL	133	AT3WSBLH6424BBFFL	153	AT3WSRH5730FFL	160	DS2PML18B	11
AT3SBLH5015BBFFL	135	AT3WSBLH6424FFL	153	AT3WSRH6424BBFFL	151	DS2PML18F	11
AT3SBLH5015FFL	135	AT3WSBRH4224BBFFL	144	AT3WSRH6424BBFL	150	DS2PML24A	11
AT3SBLH5715BBFFL	136	AT3WSBRH4224FFL	144	AT3WSRH6424BBFL	151	DS2PML24B	11
AT3SBLH5715FFL	137	AT3WSBRH5024BBFFL	144	AT3WSRH6424FFFL	152	DS2PML24F	11
AT3SBLH6415BBFFL	139	AT3WSBRH5024FFL	145	AT3WSRH6424FFFL	152	DS2UM30L	14, 59
AT3SBLH6415FFL	139	AT3WSBRH5724BBFFL	147	AT3WSRH6424FFL	150	DS2UM36L	14, 59
AT3SBRH4215BBFFL	133	AT3WSBRH5724FFL	147	AT3WSRH6430BBFFL	165	DS2UM42L	14, 59
AT3SBRH4215FFL	133	AT3WSBRH6424BBFFL	153	AT3WSRH6430BBFL	163	DS2UM48L	14, 59
AT3SBRH5015BBFFL	135	AT3WSBRH6424FFL	153	AT3WSRH6430BBFL	165	DS2UM54L	14, 59
AT3SBRH5015FFL	135	AT3WSLH5024BBFFL	143	AT3WSRH6430FFFL	166	DS2UM60L	14, 59
AT3SBRH5715BBFFL	136	AT3WSLH5024BBFL	142	AT3WSRH6430FFFL	164	DS2UM66L	14, 59
AT3SBRH5715FFL	137	AT3WSLH5024BBFL	143	AT3WSRH6430FFL	164	DS2UM72L	14, 59
AT3SBRH6415BBFFL	139	AT3WSLH5024FFFL	143	DBIU18	14, 59	DS2XPB	10, 55, 93, 130
AT3SBRH6415FFL	139	AT3WSLH5024FFL	142	DL3T5E19	169	DT3A1515	173
AT3SLH5015BBFFL	134	AT3WSLH5030BBFFL	158	DL3T5E25	169	DT3A1524	173
AT3SLH5015BBFL	133	AT3WSLH5030BBFL	156	DL3T5E37	169	DT3BDLH6415BBFFL	24
AT3SLH5015FFFL	134	AT3WSLH5030BBFL	157	DL3T5E49	169	DT3BDLH6415FFL	25
AT3SLH5015FFL	134	AT3WSLH5030FFFL	157	DL3TC	169	DT3BDRH6415BBFFL	24
AT3SLH5024WL	141	AT3WSLH5030FFL	156	DS1OHL	170	DT3BDRH6415FFL	25
AT3SLH5024WWL	141	AT3WSLH5724BBFFL	145	DS1PBD	167, 175	DT3CB15	176
AT3SLH5715BBFFL	135	AT3WSLH5724BBFL	145	DS1PFD	167, 175	DT3CB24	176
AT3SLH5715FFFL	136	AT3WSLH5724BBFL	161	DS1PFS	168, 175	DT3CB30	176
AT3SLH5715FFL	136	AT3WSLH5724FFFL	146	DS1PPT	167, 174	DT3CB9	176
AT3SLH5724WL	147	AT3WSLH5724FFL	146	DS1PST	167, 175	DT3D5024WL	27
AT3SLH5724WWL	148	AT3WSLH5730BBFFL	162	DS1SWM30	170	DT3D5024WWL	27
AT3SLH6415BBFFL	138	AT3WSLH5730BBFL	159	DS1SWM36	170	DT3D5030WL	46
AT3SLH6415BBFL	137	AT3WSLH5730BBFL	146	DS1SWM42	170	DT3D5030WWL	46
AT3SLH6415FFFL	138	AT3WSLH5730FFFL	160	DS1SWM48	170	DT3D5724WL	33
AT3SLH6415FFFL	138	AT3WSLH5730FFL	160	DS1VD	170	DT3D5724WWL	33

<i>pattern no.</i>	<i>page</i>	<i>pattern no.</i>	<i>page</i>	<i>pattern no.</i>	<i>page</i>	<i>pattern no.</i>	<i>page</i>
DT3D5730WL	50	DT3SLH5024WL	26	DT3WSLH5724FFFL	30	MS2PFL18B	93
DT3D5730WWL	50	DT3SLH5024WWL	27	DT3WSLH5724FFL	30	MS2PFL24A	93
DT3D6424WL	34	DT3SLH5715BBFL	21	DT3WSLH5730BBFFL	49	MS2PFL24B	93
DT3D6424WWL	35	DT3SLH5715FFFL	21	DT3WSLH5730BBFL	49	MS2PFL30A	93
DT3D6430WL	50	DT3SLH5715FFL	20	DT3WSLH5730BFFL	49	MS2PFL30B	93
DT3D6430WWL	51	DT3SLH5724WL	32	DT3WSLH5730FFFL	48	MS2PM30L	96
DT3DCH	176	DT3SLH5724WWL	33	DT3WSLH5730FFL	48	MS2PM36L	96
DT3FDD	174	DT3SLH6415BBFFL	23	DT3WSLH6424BBFFL	37	MS2PM42L	96
DT3FDS15	171	DT3SLH6415BBFL	22	DT3WSLH6424BBFL	35	MS2PM48L	96
DT3FDS24	171	DT3SLH6415FFFL	23	DT3WSLH6424BFFL	36	MS2PM54L	96
DT3FDS30	171	DT3SLH6415FFL	23	DT3WSLH6424FFFL	38	MS2PM60L	96
DT3FM15	176	DT3SLH6415FFL	22	DT3WSLH6424FFL	37	MS2PM66L	96
DT3FM9	176	DT3SLH6424WL	34	DT3WSLH6424FFL	36	MS2PM72L	96
DT3FSLH5024L	40	DT3SLH6424WWL	34	DT3WSLH6430BBFFL	53	MS2PML18A	94
DT3FSLH5724L	41	DT3SRH5015BBFFL	19	DT3WSLH6430BBFL	51	MS2PML18B	94
DT3FSLH6424L	42	DT3SRH5015BBFL	18	DT3WSLH6430BFFL	53	MS2PML18F	94
DT3FSRH5024L	40	DT3SRH5015FFFL	19	DT3WSLH6430FFFL	54	MS2PML24A	94
DT3FSRH5724L	41	DT3SRH5015FFL	19	DT3WSLH6430FFL	52	MS2PML24B	94
DT3FSRH6424L	42	DT3SRH5024WL	26	DT3WSLH6430FFL	52	MS2PML24F	94
DT3FWSLH5024BBFL	43	DT3SRH5024WWL	27	DT3WSP	172	MS2UM30L	97
DT3FWSLH5024FFL	43	DT3SRH5715BBFL	21	DT3WSRH5024BBFFL	29	MS2UM36L	97
DT3FWSLH5024L	40	DT3SRH5715FFFL	21	DT3WSRH5024BBFL	28	MS2UM42L	97
DT3FWSLH5724BBFL	44	DT3SRH5715FFL	20	DT3WSRH5024BFFL	28	MS2UM48L	97
DT3FWSLH5724FFL	44	DT3SRH5724WL	32	DT3WSRH5024FFFL	29	MS2UM54L	97
DT3FWSLH5724L	41	DT3SRH5724WWL	33	DT3WSRH5024FFL	28	MS2UM60L	97
DT3FWSLH6424BBFL	45	DT3SRH6415BBFFL	23	DT3WSRH5030BBFFL	48	MS2UM66L	97
DT3FWSLH6424FFL	45	DT3SRH6415BBFL	22	DT3WSRH5030BBFL	46	MS2UM72L	97
DT3FWSLH6424L	42	DT3SRH6415FFFL	23	DT3WSRH5030BFFL	47	MT3BDLH6415BBFL	105
DT3FWSRH5024BBFL	43	DT3SRH6415FFFL	23	DT3WSRH5030FFFL	47	MT3BDLH6415FFL	106
DT3FWSRH5024FFL	43	DT3SRH6415FFL	22	DT3WSRH5030FFL	47	MT3BDRH6415BBFL	105
DT3FWSRH5024L	40	DT3SRH6424WL	34	DT3WSRH5724BBFFL	31	MT3BDRH6415FFL	106
DT3FWSRH5724BBFL	44	DT3SRH6424WWL	34	DT3WSRH5724BBFL	31	MT3D5024WL	107
DT3FWSRH5724FFL	44	DT3WBDLH6424BBFL	39	DT3WSRH5724BFFL	31	MT3D5024WWL	108
DT3FWSRH5724L	41	DT3WBDLH6424FFL	39	DT3WSRH5724FFFL	30	MT3D5030WL	121
DT3FWSRH6424BBFL	45	DT3WBDRH6424BBFL	39	DT3WSRH5724FFL	30	MT3D5030WWL	121
DT3FWSRH6424FFL	45	DT3WBDRH6424FFL	39	DT3WSRH5730BBFFL	49	MT3D5730WL	125
DT3FWSRH6424L	42	DT3WSBLH4224BBFL	26	DT3WSRH5730BBFL	49	MT3D5730WWL	125
DT3GBCDS	172	DT3WSBLH4224FFL	26	DT3WSRH5730BFFL	49	MT3D6424WL	115
DT3HDS15	171	DT3WSBLH5024BBFL	29	DT3WSRH5730FFFL	48	MT3D6424WWL	115
DT3HDS24	171	DT3WSBLH5024FFL	30	DT3WSRH5730FFL	48	MT3D6430WL	126
DT3HDS30	171	DT3WSBLH5724BBFL	32	DT3WSRH6424BBFFL	37	MT3D6430WWL	126
DT3MBCDS	172	DT3WSBLH5724FFL	32	DT3WSRH6424BBFL	35	MT3SBLH4215BBFL	99
DT3PDD	167, 174	DT3WSBLH6424BBFL	38	DT3WSRH6424BFFL	36	MT3SBLH4215FFL	99
DT3RT	167, 175	DT3WSBLH6424FFL	39	DT3WSRH6424FFFL	38	MT3SBLH5015BBFL	101
DT3SBLH4215BBFL	18	DT3WSBRH4224BBFL	26	DT3WSRH6424FFL	37	MT3SBLH5015FFL	101
DT3SBLH4215FFL	18	DT3WSBRH4224FFL	26	DT3WSRH6424FFL	36	MT3SBLH5715BBFL	103
DT3SBLH5015BBFL	20	DT3WSBRH5024BBFL	29	DT3WSRH6430BBFFL	53	MT3SBLH5715FFL	102
DT3SBLH5015FFL	20	DT3WSBRH5024FFL	30	DT3WSRH6430BBFL	51	MT3SBLH6415BBFL	105
DT3SBLH5715BBFL	22	DT3WSBRH5724BBFL	32	DT3WSRH6430BFFL	53	MT3SBLH6415FFL	105
DT3SBLH5715FFL	21	DT3WSBRH5724FFL	32	DT3WSRH6430FFFL	54	MT3SBRH4215BBFL	99
DT3SBLH6415BBFL	24	DT3WSBRH6424BBFL	38	DT3WSRH6430FFL	52	MT3SBRH4215FFL	99
DT3SBLH6415FFL	24	DT3WSBRH6424FFL	39	DT3WSRH6430FFL	52	MT3SBRH5015BBFL	101
DT3SBRH4215BBFL	18	DT3WSLH5024BBFFL	29	MB1U18	97	MT3SBRH5015FFL	101
DT3SBRH4215FFL	18	DT3WSLH5024BBFL	28	MS2BS24	98	MT3SBRH5715BBFL	103
DT3SBRH5015BBFL	20	DT3WSLH5024BFFL	28	MS2BS30	98	MT3SBRH5715FFL	102
DT3SBRH5015FFL	20	DT3WSLH5024FFFL	29	MS2BS36	98	MT3SBRH6415BBFL	105
DT3SBRH5715BBFL	22	DT3WSLH5024FFL	28	MS2BS42	98	MT3SBRH6415FFL	105
DT3SBRH5715FFL	21	DT3WSLH5030BBFFL	48	MS2BS48	98	MT3SLH5015BBFFL	100
DT3SBRH6415BBFL	24	DT3WSLH5030BBFL	46	MS2BS54	98	MT3SLH5015BBFL	99
DT3SBRH6415FFL	24	DT3WSLH5030BFFL	47	MS2BS60	98	MT3SLH5015FFFL	100
DT3SDD	174	DT3WSLH5030FFFL	47	MS2BS66	98	MT3SLH5015FFL	100
DT3SLH5015BBFFL	19	DT3WSLH5030FFL	47	MS2BS72	98	MT3SLH5024WL	107
DT3SLH5015BBFL	18	DT3WSLH5724BBFFL	31	MS2DW30L	95	MT3SLH5024WWL	107
DT3SLH5015FFFL	19	DT3WSLH5724BBFL	31	MS2DW36L	95	MT3SLH5715BBFL	102
DT3SLH5015FFL	19	DT3WSLH5724BFFL	31	MS2PFL18A	93	MT3SLH5715FFFL	102

<i>pattern no.</i>	<i>page</i>	<i>pattern no.</i>	<i>page</i>	<i>pattern no.</i>	<i>page</i>	<i>pattern no.</i>	<i>page</i>
MT3SLH5715FFL	101	MT3WSLH5730BBFFL	124	RS2PM24L	16, 61	RT3SRH6415BBFFL	67
MT3SLH5724WL	113	MT3WSLH5730FFFL	124	RS2PM30L	16, 61	RT3SRH6415BBFFL	66
MT3SLH5724WWL	114	MT3WSLH5730FFL	125	RS2PM36L	16, 61	RT3SRH6415FFFL	67
MT3SLH6415BBFFL	104	MT3WSLH6424BBFFL	118	RS2PM42L	16, 61	RT3SRH6415FFFL	67
MT3SLH6415BBFL	103	MT3WSLH6424BBFL	116	RS2PM48L	16, 61	RT3SRH6415FFFL	66
MT3SLH6415FFFL	104	MT3WSLH6424BBFL	117	RS2PM54L	16, 61	RT3SRH6424WL	77
MT3SLH6415FFL	104	MT3WSLH6424FFFL	118	RS2PM60L	16, 61	RT3SRH6424WWL	77
MT3SLH6415FFL	103	MT3WSLH6424FFFL	117	RS2PM66L	16, 61	RT3WSLH5024BBFFL	72
MT3SLH6424WL	114	MT3WSLH6424FFL	116	RS2PM72L	16, 61	RT3WSLH5024BBFL	70
MT3SLH6424WWL	114	MT3WSLH6430BBFFL	129	RS2PML18A	56	RT3WSLH5024BBFL	71
MT3SRH5015BBFFL	100	MT3WSLH6430BBFL	127	RS2PML18B	56	RT3WSLH5024FFFL	71
MT3SRH5015BBFL	99	MT3WSLH6430BBFL	128	RS2PML18F	56	RT3WSLH5024FFL	70
MT3SRH5015FFFL	100	MT3WSLH6430FFFL	129	RS2PML24A	56	RT3WSLH5030BBFFL	85
MT3SRH5015FFL	100	MT3WSLH6430FFFL	128	RS2PML24B	56	RT3WSLH5030BBFL	83
MT3SRH5024WL	107	MT3WSLH6430FFL	127	RS2PML24F	56	RT3WSLH5030BBFL	84
MT3SRH5024WWL	107	MT3WSRH5024BBFFL	109	RS2UM24L	17, 62	RT3WSLH5030FFFL	84
MT3SRH5715BBFL	102	MT3WSRH5024BBFL	108	RS2UM30L	17, 62	RT3WSLH5030FFL	83
MT3SRH5715FFFL	102	MT3WSRH5024BBFL	109	RS2UM36L	17, 62	RT3WSLH5724BBFFL	72
MT3SRH5715FFL	101	MT3WSRH5024FFFL	109	RS2UM42L	17, 62	RT3WSLH5724BBFL	73
MT3SRH5724WL	113	MT3WSRH5024FFL	108	RS2UM48L	17, 62	RT3WSLH5724BBFL	73
MT3SRH5724WWL	114	MT3WSRH5030BBFFL	123	RS2UM54L	17, 62	RT3WSLH5724FFFL	74
MT3SRH6415BBFFL	104	MT3WSRH5030BBFL	121	RS2UM60L	17, 62	RT3WSLH5724FFL	74
MT3SRH6415BBFL	103	MT3WSRH5030BBFL	122	RS2UM66L	17, 62	RT3WSLH5730BBFFL	85
MT3SRH6415FFFL	104	MT3WSRH5030FFFL	122	RS2UM72L	17, 62	RT3WSLH5730BBFL	86
MT3SRH6415FFFL	104	MT3WSRH5030FFL	122	RT3D5024WL	69	RT3WSLH5730BBFL	86
MT3SRH6415FFL	103	MT3WSRH5724BBFFL	111	RT3D5024WWL	69	RT3WSLH5730FFFL	87
MT3SRH6424WL	114	MT3WSRH5724BBFL	111	RT3D5030WL	82	RT3WSLH5730FFL	87
MT3SRH6424WWL	114	MT3WSRH5724BBFL	112	RT3D5030WWL	82	RT3WSLH6424BBFFL	81
MT3WBDLH6424BBFL	120	MT3WSRH5724FFFL	112	RT3D5724WL	76	RT3WSLH6424BBFL	79
MT3WBDLH6424FFL	120	MT3WSRH5724FFL	112	RT3D5724WWL	76	RT3WSLH6424BBFL	80
MT3WBDRH6424BBFL	120	MT3WSRH5730BBFFL	123	RT3D5730WL	88	RT3WSLH6424FFFL	81
MT3WBDRH6424FFL	120	MT3WSRH5730BBFL	124	RT3D5730WWL	88	RT3WSLH6424FFFL	80
MT3WSBLH4224BBFL	110	MT3WSRH5730BBFL	124	RT3D6424WL	78	RT3WSLH6424FFL	79
MT3WSBLH4224FFL	110	MT3WSRH5730FFFL	124	RT3D6424WWL	78	RT3WSLH6430BBFFL	92
MT3WSBLH5024BBFL	110	MT3WSRH5730FFL	125	RT3D6430WL	89	RT3WSLH6430BBFL	90
MT3WSBLH5024FFL	111	MT3WSRH6424BBFFL	118	RT3D6430WWL	89	RT3WSLH6430BBFL	91
MT3WSBLH5724BBFL	113	MT3WSRH6424BBFL	116	RT3SLH5015BBFFL	64	RT3WSLH6430FFFL	92
MT3WSBLH5724FFL	113	MT3WSRH6424BBFL	117	RT3SLH5015BBFL	64	RT3WSLH6430FFL	91
MT3WSBLH6424BBFL	119	MT3WSRH6424FFFL	118	RT3SLH5015FFFL	65	RT3WSLH6430FFL	90
MT3WSBLH6424FFL	119	MT3WSRH6424FFFL	117	RT3SLH5015FFL	64	RT3WSRH5024BBFFL	72
MT3WSBRH4224BBFL	110	MT3WSRH6424FFL	116	RT3SLH5024WL	68	RT3WSRH5024BBFL	70
MT3WSBRH4224FFL	110	MT3WSRH6430BBFFL	129	RT3SLH5024WWL	68	RT3WSRH5024BBFL	71
MT3WSBRH5024BBFL	110	MT3WSRH6430BBFL	127	RT3SLH5715BBFL	65	RT3WSRH5024FFFL	71
MT3WSBRH5024FFL	111	MT3WSRH6430BBFL	128	RT3SLH5715FFFL	65	RT3WSRH5024FFL	70
MT3WSBRH5724BBFL	113	MT3WSRH6430FFFL	129	RT3SLH5715FFL	66	RT3WSRH5030BBFFL	85
MT3WSBRH5724FFL	113	MT3WSRH6430FFFL	128	RT3SLH5724WL	75	RT3WSRH5030BBFL	83
MT3WSBRH6424BBFL	119	MT3WSRH6430FFL	127	RT3SLH5724WWL	75	RT3WSRH5030BBFL	84
MT3WSBRH6424FFL	119	RB1U18	17, 62	RT3SLH6415BBFFL	67	RT3WSRH5030FFFL	84
MT3WSLH5024BBFFL	109	RS2BS24	63	RT3SLH6415BBFL	66	RT3WSRH5030FFL	83
MT3WSLH5024BBFL	108	RS2BS30	63	RT3SLH6415FFFL	67	RT3WSRH5724BBFFL	72
MT3WSLH5024BBFL	109	RS2BS36	63	RT3SLH6415FFFL	67	RT3WSRH5724BBFL	73
MT3WSLH5024FFFL	109	RS2BS42	63	RT3SLH6415FFL	66	RT3WSRH5724BBFL	73
MT3WSLH5024FFL	108	RS2BS48	63	RT3SLH6424WL	77	RT3WSRH5724FFFL	74
MT3WSLH5030BBFFL	123	RS2BS54	63	RT3SLH6424WWL	77	RT3WSRH5724FFL	74
MT3WSLH5030BBFL	121	RS2BS60	63	RT3SRH5015BBFFL	64	RT3WSRH5730BBFFL	85
MT3WSLH5030BBFL	122	RS2BS66	63	RT3SRH5015BBFL	64	RT3WSRH5730BBFL	86
MT3WSLH5030FFFL	122	RS2BS72	63	RT3SRH5015FFFL	65	RT3WSRH5730BBFL	86
MT3WSLH5030FFL	122	RS2DW30L	57	RT3SRH5015FFL	64	RT3WSRH5730FFFL	87
MT3WSLH5724BBFFL	111	RS2DW36L	57	RT3SRH5024WL	68	RT3WSRH5730FFL	87
MT3WSLH5724BBFL	111	RS2PFL18A	55	RT3SRH5024WWL	68	RT3WSRH6424BBFFL	81
MT3WSLH5724BBFL	112	RS2PFL18B	55	RT3SRH5715BBFL	65	RT3WSRH6424BBFL	79
MT3WSLH5724FFFL	112	RS2PFL24A	55	RT3SRH5715FFFL	65	RT3WSRH6424BBFL	80
MT3WSLH5724FFL	112	RS2PFL24B	55	RT3SRH5715FFL	66	RT3WSRH6424FFFL	81
MT3WSLH5730BBFFL	123	RS2PFL30A	55	RT3SRH5724WL	75	RT3WSRH6424FFFL	80
MT3WSLH5730BBFL	124	RS2PFL30B	55	RT3SRH5724WWL	75	RT3WSRH6424FFL	79

<i>pattern no.</i>	<i>page</i>
RT3WSRH6430BBFFL	92
RT3WSRH6430BBFL	90
RT3WSRH6430BFFL	91
RT3WSRH6430FFFL	92
RT3WSRH6430FFFL	91
RT3WSRH6430FFL	90

Selling Policy

	<p>This Selling Policy supercedes all previous selling policies. Prices, discounts and product offerings are subject to change without notice.</p>
Terms & Conditions of Sales	<p>Sales by Knoll, Inc. or Knoll North America Corp. ("Seller") of Knoll Product Lines (hereinafter "Products") within the United States and Canada are made only on the terms which are contained in this Selling Policy. Seller hereby gives notice of its objection to any different or additional terms and conditions. This sale is expressly conditional upon Purchaser's assent to the terms and conditions set forth below. Additional terms and conditions may apply to KnollStudio and KnollTextiles orders. These terms and conditions may be modified or supplemented only by a written document signed by an authorized representative of Seller. These terms and conditions supercede any prior and/or contemporaneous agreements or correspondence between Purchaser and Seller. Written quotations expire thirty (30) days from the date of issuance and can be withdrawn by written notice anytime during that period. Where Purchaser and Seller have entered into the Knoll Electronic Terms and Conditions, all orders, acknowledgements, invoices and other business communications placed or transmitted in accordance with the Knoll Electronic Terms and Conditions shall be deemed to be in writing and signed and shall be valid for all purposes as if they were originated and maintained in documentary form.</p>
Ordering Information	<p>All orders must be in writing. The product pattern number(s) contained on Seller's order acknowledgement shall be the final expression of the order.</p>
Order Confirmation	<p>A purchase order is not binding on Seller until Purchaser has received Seller's order confirmation or acknowledgment.</p>
Pricing Policies	<p>List prices are subject to change without notice.</p> <p>List prices shall be those prices in effect on the date of receipt of a complete purchase order unless shipment is requested more than ninety (90) days after order entry in which case prices in effect on the date of shipment apply. List prices include specified freight costs. Unless specified in writing by Seller, no other charges are included in Seller's list prices.</p>
Taxes	<p>All sales, use, excise and other taxes applicable to the sale of the Products shall be paid by Purchaser. If Purchaser claims an exemption from any tax, Purchaser shall submit to Seller the appropriate exemption certificates.</p>
Terms of Payment	<p>Payment for one hundred percent (100%) of the net order amount is due within thirty (30) days of the date of invoice, which is issued upon shipment. In case of any discrepancies, such as shortages, and Seller is notified in writing within ten (10) days of receipt of Product, only that portion may be deducted and the balance paid. For orders greater than \$100,000 net, a one-third (1/3) deposit is due at the time of order placement, with the remainder due within thirty (30) days of the date of invoice.</p> <p>KnollStudio orders less than \$2,000 require payment for one hundred percent (100%) of the net order amount (including any applicable sales tax and charges for inside delivery, special packaging, etc.), due at time of order placement. For KnollStudio orders greater than \$2,000, a one-half (50%) deposit is due at time of order placement with the remainder (including any applicable sales tax and charges for inside delivery, special packaging, etc.) due prior to shipment.</p> <p>If, in the judgment of Seller, Purchaser's financial condition does not justify the terms of the payment, Seller may require full or partial payment in advance.</p> <p>Past due accounts shall be charged one and one-half percent (1.5%) per month, or the highest rate permitted by law, whichever is less, and will be added to the outstanding balance. In the event Purchaser defaults on payment, Purchaser shall be liable for all collection costs, including reasonable attorney's fees and costs.</p>
Changes and Cancellation	<p>Purchase orders may not be changed or cancelled, in whole or in part, without prior written consent of Seller. Changes may effect delivery dates. Expenses incurred because of changes shall be charged to Purchaser. In the event of cancellations, Purchaser will be liable for reasonable cancellation charges established by Seller. Orders for special Product, orders including "COM" (hereinafter defined) material and orders pursuant to expedited delivery programs, may not be canceled.</p>
Freight Prepaid	<p>Freight is prepaid and included in the price of all Products, except KnollTextiles, within the 48 contiguous United States for orders placed with Knoll, Inc. and within Canada, excluding the Yukon, Northwest Territories, Nunavut and Newfoundland for orders placed with Knoll North America Corp. Packing is tested for rigorous motion and transportation but is not guaranteed to protect furniture from conditions over which the Seller has no control. If special packaging is required for any reason, please consult with your sales representative or dealer. Seller shall select the method of shipment and routing. All shipments shall be tailgate deliveries. Freight for all KnollTextiles orders is prepaid and added to the invoice.</p>
Delivery/Freight Charges	<p>Shipments outside the contiguous 48 United States and Canada shall be shipped F.O.B. Origin.</p> <p>For shipments outside the contiguous United States and Canada, Purchaser is responsible for the cost of freight from point of embarkation, including any handling and transportation charges incidental to loading at the point of departure and unloading at the final destination.</p> <p>Conditions beyond the control of Seller, including weather, available facilities and traffic conditions, may affect exact time of delivery. Seller shall not be responsible for specific carrier delivery date or time unless it has made a specific delivery commitment, in writing.</p> <p>Nonstandard methods of shipment and/or additional services are available upon request. Purchaser will be billed for the differential cost of any special services in excess of standard surface carrier freight costs. Premium charges, at Purchaser's request, will be added for airfreight, exclusive use of vehicle and extra, export or special packaging. Accessorial charges will be added for inside delivery, extra labor, reassignment and redelivery.</p> <p>Partial shipments may be made and invoiced by Seller.</p>
Claims	<p>All shipments for all Knoll Products within the contiguous United States and Canada are F.O.B. Origin. Risk of loss passes to Purchaser at time of delivery to carrier. Purchaser shall inspect all Products upon receipt and notify Seller within ten (10) working days after receipt of any damage or defects which are, or should be, apparent from an inspection of the Product and its packaging. Failure of Purchaser to make a claim against carrier or notify Seller during the ten (10) working day period shall constitute acceptance of the Products and waiver of any apparent defects, errors or shortages. Seller will agree to repair or replace Product damaged in shipment if Purchaser has notified Seller of freight damage within ten (10) working days after receipt and assigns its rights against the carrier.</p>
Seller's Security Interest	<p>Until Seller receives the full payment for the Product, Seller shall have a security interest in the Product. Purchaser agrees to perform all acts, including but not limited to the execution and filing of documentation, which may be necessary to perfect and assure the security interest of Seller.</p>
Returns	<p>The return of Products without a written authorization by Seller shall not be accepted. To receive authorization for Product return, please call Customer Service. All Products that are returned pursuant to a valid authorization shall be subject to a twenty-five percent (25%) of list restocking charge. Products not currently offered for sale by Seller (including COM) shall not be authorized for return. All returned Products must be unused, in original condition and in the original Seller packing cartons. No refund or credit shall be given for damaged Products.</p>
Held Orders/Storage	<p>If Purchaser requests that an order be held or delayed, prices and terms and conditions in effect at the time of shipment shall apply. If Purchaser requests a delay after the time when Seller can defer production, Purchaser will be invoiced for the Product, payable in accordance with standard terms, when the order is ready for shipment. Seller may transfer the Product to storage, in which case all expenses incurred in connection with storage, including demurrage, preparation for storage, storage charges and handling shall be payable by Purchaser upon submission of invoices by Seller. Risk of loss to the Product shall pass to the Purchaser upon delivery of the Product into storage.</p>

Selling Policy

Customer's Own Material	A Purchaser who requests a fabric or other surface material not standard to Seller's line of Products ("COM") must submit samples of the requested material to Seller prior to entry of a purchaser order. Seller shall determine if the material is suitable to its manufacturing processes and meets any requirements of Underwriters Laboratories. If the COM is acceptable, Seller will then establish a price for using the COM or the Product in question. For a description of the procedures for submitting samples and testing, contact customer resources or your sales representative. Seller shall have no responsibility for the appearance, condition, performance, durability, colorfastness or any other physical attribute of the COM. Purchaser shall indemnify and hold Seller harmless for any damages, injuries or losses arising out of or related to use of the COM on the Product.
Warranty	<p>Seller warrants to the original Purchaser only that the Products Seller manufactures and sells to Purchaser are free of defects in workmanship and materials, during the applicable warranty period set forth below.</p> <p>Warranty period set forth below for <i>Bulldog, Chadwick, Essentials Work Chairs, Life, Open Up, RPM, Sapper</i> and <i>SoHo</i> seating is for 24-hour, 7 days a week, multi shift use.</p> <p>Should any failure to conform with this limited warranty appear to a Product listed below during the applicable warranty period from the date of shipment, Seller shall, upon prompt written notice, repair or replace, at its option and costs, the affected part or parts.</p> <p><i>Product and Period of Warranty</i></p> <p><i>Lifetime: AutoStrada, Calibre, Crinion Open Table, Currents, Dividends Horizon, Equity, Morrison, Reff</i> laminate, <i>Series 2 Storage</i> and other non-wood components (except cascade edge worksurfaces, operational parts, controls, electrical, <i>Series 2 Veneer Front Storage</i>, special or custom products or other materials specifically called out below, see below)</p> <p><i>10 Years: AutoStrada, Crinion Open Table, Reff</i> wood components, <i>Series 2 Veneer Front Storage, Wood Casegoods (Magnusson, The Graham Collection), Interaction</i> tables (except height adjustment mechanisms for <i>Counterforce</i>, crank-adjustable, and split-top tables and worksurfaces, see below), <i>Reuter</i> overheads, <i>Reuter</i> vertical storage, <i>Bulldog, Chadwick, Essentials Work Chairs, Life, RPM</i> and <i>Sapper</i> seating structural and operational parts, controls, casters, pneumatic cylinders, seat and back mesh (except seating upholstery, finishes and labor, wood casegoods upholstered surfaces, see below)</p> <p><i>5 Years: Operational parts, controls, electrical (except light ballasts and bulbs, see below), cascade edge worksurfaces, special or custom product, wood veneer products, A3, Currents</i> handcrank, <i>Interaction Counterforce, Interaction</i> crank-adjustable, and split-top mechanisms, <i>KnollStudio, KnollExtra</i> adjustable keyboard supports, VDT carousel, monitor platform, equipment storage drawers and all universal storage drawers, <i>Open Up and SoHo</i> seating structural and operational parts, controls, pneumatic cylinders (except seating upholstery, finishes and labor, see below)</p> <p><i>3 Years: Upholstery, finishes and labor to repair the following chairs: Bulldog, Chadwick, Essentials Work Chairs, Life, Open Up, RPM, Sapper</i> and <i>SoHo.</i></p> <p><i>2 Years: All other KnollExtra</i> product</p> <p><i>1 Year: Light ballasts and bulbs, seating upholstered armpads and soft armpads, wood casegoods upholstered surfaces.</i></p> <p>This warranty does not apply to:</p> <ul style="list-style-type: none">• Damage caused by a carrier other than the Seller.• Normal wear and tear or acts or omissions of parties other than Seller (including user modification).• COM or other third party materials applied to Products.• Products not installed by or under the auspices of a certified dealer of Seller.• Dramatic temperature variations or exposure to unusual conditions.• Except as specifically noted above, textiles and upholstery supplied by <i>KnollTextiles</i> (consult current <i>KnollTextiles</i> price list for applicable warranty). <p>Natural variations occurring in wood, marble, and leather shall not be considered defects, and the Seller does not guarantee the colorfastness or matching of the colors, grains or textures, or surface hardness of such materials. The Seller also does not guarantee the colorfastness of fiberglass panel surfaces.</p> <p>THE EXPRESS WARRANTIES CONTAINED HEREIN ARE IN LIEU OF ALL OTHER WARRANTIES, EXPRESS OR IMPLIED, INCLUDING ANY WARRANTIES OF MERCHANTABILITY AND FITNESS FOR PARTICULAR PURPOSE AND ALL OTHER WARRANTIES ARISING FROM COURSE OF DEALING OR USAGE OF TRADE.</p> <p>The remedies provided above are the Purchaser's sole remedies for any failure of Seller to comply with its obligations regarding the workmanship of its Products. Correction of any nonconformity in the manner and for the period of time provided shall constitute complete fulfillment of all liabilities of Seller, with respect to or arising out of the Product furnished hereunder.</p>
Delay/Force Majeure	Seller shall not be liable for failure to perform or for delay in performance due to fire, flood, strike or other labor difficulty, act of God, act of any governmental authority or of the Purchaser, riot, embargo, fuel or energy shortage, wrecks or delay in transportation, inability to obtain necessary labor, materials or manufacturing facilities from usual sources or failure of suppliers to meet their contractual obligations, or due to any cause beyond its reasonable control. If any such event occurs, Seller may extend delivery dates by a period of time necessary to overcome the effect of such delay, allocate available Product or cancel any purchase order.
Compliance with Law	PURCHASER IS SOLELY RESPONSIBLE FOR COMPLIANCE WITH ALL APPLICABLE FEDERAL, STATE AND LOCAL LAWS, ORDINANCES, REGULATIONS, RULES AND STANDARDS RELATING TO THE INSTALLATION, MAINTENANCE, USE AND OPERATION OF THE PRODUCTS.
Patents	<p>Subject to the following provisions, Seller shall, at its own expense, defend or, at its option, settle any claim, suit or proceeding brought against the Purchaser, and/or its vendees, mediate and immediate, so far as based on an allegation that any Product or any part thereof furnished hereunder constitutes a direct or a contributory infringement of any claim of any patent of the United States or Canada. This obligation shall be effective only if Purchaser shall have made all payments then due hereunder and if Seller is notified promptly in writing and given authority, information and assistance for the defense of said claim, suit or proceeding. Seller shall pay all damages and costs awarded in such suit or proceedings so defended.</p> <p>The foregoing indemnity does not apply to the following:</p> <ul style="list-style-type: none">• Products supplied according to a design other than that of Seller, and which is required by the Purchaser.• Combination of the Product with another product not furnished hereunder unless Seller is a contributory infringer.• Any settlements of a suit or proceeding made without Seller's written consent.
Limitations of Liability	<p>SELLER, ITS CONTRACTORS, AUTHORIZED DEALERS AND SUBCONTRACTORS OR SUPPLIERS OF ANY TIER SHALL NOT BE LIABLE TO PURCHASER FOR ANY SPECIAL, INDIRECT, INCIDENTAL OR CONSEQUENTIAL DAMAGES ARISING FROM A BREACH OF THIS AGREEMENT.</p> <p>Purchaser's remedies set forth herein are exclusive and the liability of Seller with respect to the breach of this agreement or any contract entered into between the parties pursuant hereto shall not exceed the price of the Product or part on which such liability is based.</p>

KnollKey Lock Program

KnollKey Lock Program General Information

Following is the KnollKey lock policy, applicable to all products.

Key-alike

For the convenience of the user, furniture may be keyed alike at no charge. Write "Key-alike" in the description of your purchase order for any pedestal, overhead, file or other item you wish to have keyed alike.

Using the key-alike instructions, order cores and keys as line items on your purchase order. Do NOT submit a key-alike form. The Knoll East Greenville Lock Center will select key numbers from the standard range of K 001 - K 250. Key numbers will not be repeated unless over 250 sets are ordered. Lock cores keyed-alike will ship separately from the product, ready for field installation.

There is no charge for key-alike orders if placed with the furniture order.

IF THE KEY-ALIKE ORDER IS NOT PLACED AT LEAST TWO WEEKS PRIOR TO THE FURNITURE SHIP DATE, A \$50 HANDLING CHARGE AND AIR FREIGHT CHARGES WILL APPLY.

If product is ordered and shipped random-keyed, additional lock cores for key-alike are billable.

Random-Keying

To specify product keyed-random, write "key-random" in the product description. Random-keyed product is shipped with the lock core factory installed. A shrouded key is included. Random means no effort has been made to match key numbers, or to make them different.

Keys

A Knoll shrouded key is shipped with every lock core. 250 Key numbers are available. For numbers above 250, contact Custom Product Development. Additional keys and key blanks are available. See service parts for more information.

Master Keying

Knoll locks can be controlled by means of a master key. There is no additional per-lock charge for master keying. A letter of approval from the client must accompany orders for master keys.

Installing Lock Cores

Lock cores can be installed or removed in the field by using a change key. Cores must be in the unlocked position to be removed. See service parts for change key pattern number and pricing.

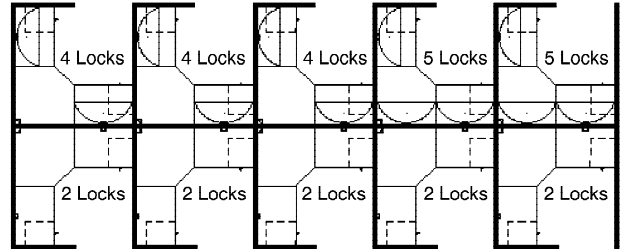
Lock Distribution

All orders for key-alike lock cores/keys are packaged and shipped from the East Greenville Lock Center, regardless of where the pedestals, overhead, or other units are produced. Random keyed product will have cores factory-installed.

How to Specify Key-Alike

Following is an example of how to specify key-alike for a cluster of 10 workstations.

Step 1 - Using the project floorplan, count the number of locks in each workstation.



Step 2 - Count the number of workstations with the same quantity of locks. Group together the workstations with a like number of locks.

5 workstations with 2 locks per station
3 workstations with 4 locks per station
2 workstations with 5 locks per station

Step 3 - For the first group (5 sets of 2 locks), enter the number of workstations in the quantity column.

Qty	Pattern #	Description	Unit List	Ext. List
5				

Step 4 - Then enter the pattern number "KSPEC_ _" and add a suffix for the number of locks for that group (i.e., for 2 locks per station, add the suffix "2"). Up to 30 lock cores are available in a set (i.e., KSPEC 30).

Qty	Pattern #	Description	Unit List	Ext. List
5	KSPEC 2	Set of 2 cores/keys	N / C	N / C

Step 5 - Repeat for other groups.

Qty	Pattern #	Description	Unit List	Ext. List
5	KSPEC 2	Set of 2 cores/keys	N / C	N / C
3	KSPEC 4	Set of 4 cores/keys	N / C	N / C
2	KSPEC 5	Set of 5 cores/keys	N / C	N / C

Your Key instructions are complete.

Knoll will select key numbers for each set from 250 available numbers. Additional key numbers are available through Custom Product Development. **For additions to existing installations, specify desired key numbers in the description.**

Service Parts

Pattern #	Description	List Price
KKEY_ _ _	Shrouded Key Specify key number desired	\$5
KBLANK	Shrouded Key Blank	\$5
KSPECB_ _ _	Retrofit Universal Core/Key Specify key number desired	\$18
KCHANGE	Change Key	\$5
KMASTER*	Master Key	\$5

*Note: A letter of approval on company letterhead from the client must accompany all orders for master keys.

General Ordering Information

The Products

This guide encompasses all standard products for this product group.

Sizes

Dimensions listed in this guide are indicated as:

H = height

W = width

D = depth

Dia. = diameter

Rad. = radius

Pricing

All prices shown are list.

How to Order

Select pattern numbers and quantities required for your complete installation. Product questions can be addressed in the specific sections of this guide or by contacting your sales representative or customer resource representative at 1-800-343-5665.

Next, select options (if required), along with colors and finishes appropriate to each product. Reference the Finishes and Fabrics pages for color designations.

On large installations, an item's "designated area" can be specified to assist in product organization and handling.

To expedite complete / correct entry of your order, be certain all pattern numbers, quantities, colors and area identifications are completely specified. Also, include complete purchase order numbers, bill-to and ship-to addresses, a contact name and specific factory shipping dates required.

Mail all orders to:

Knoll, Inc.

1235 Water Street

P.O. Box 157

East Greenville, PA 18041

Attention: Order Entry

Once your order is entered at Knoll, an acknowledgment will be mailed to you. You will be advised of your scheduled shipping date within five days of the original acknowledgment. If it is necessary to revise your order, please contact your customer resource representative.

Sustainability Statement

Sustainable design is a key component of Knoll's environmental focus. Our commitment to social responsibility and a healthy environment has prompted us to further articulate our longstanding environmental programs and, with encouragement and support from our colleagues in the industry, we have re-energized our focus on such "green" initiatives as life cycle analysis and LEED™ certification. Knoll is proud to have contributed to projects that have received LEED certification from the U.S. Green Building Council.

For the latest information on Knoll products that help our customers achieve LEED certification, log on to knoll.com, click on "About Knoll" and then "Environmental Focus."