

REFF PROFILES

28 3/8" PLANNING
VOLUME TWO

Price List
May 2014



Knoll

Introduction	Knoll and Sustainable Design	3
	General Specifications	4
	Reff Profiles finish options	5
	Reff Profiles Master Features	8
	Planning Guidelines and Specification	11
Horizons Planning	Horizons - 28 ³ / ₈ " Planning	12
	Side Elevations - 28 ³ / ₈ " Planning	15
Worksurfaces & Peninsulas	Worksurfaces	17
	Worksurface 1 1/2"	20
	Worksurface Credenza	24
	Peninsula 1 1/2"	27
Tables	Tables with Open Frame Leg	61
	Open Frames legs Infill Options	62
	Tables with L-Legs	63
	Tables with Reverse L-Legs	64
	Tables with Soft Rectangular Legs	65
	Tables with Column Legs	66
	Tables - Mobile	67
	Tables with 2 x 4 Legs	68
	Tables with 4 x 4 Legs	69
	Tables - Sliding	70
	Tables - Fixed Height with Column Base Leg	73
	Tables - Height Adjustable Sliding	75
	Tables - Height Adjustable	78
	Support components	Top support components
Modesty		90
Cabinetry	Pedestals, 28 3/8 planning	96
	Pedestals, 34 ³ / ₈ " planning	114
	Pedestals	115
	Progressive Credenzas, 28 ³ / ₈ " planning	116
	Credenza Cushions	121
	Wall Storage Units	122
	Wall Storage Units, 28 ³ / ₈ " planning	130
	Cabinets, 28 ³ / ₈ " planning	149
	Cabinets Progressive, 28 3/8 planning	176
Desktop towers	Desktop Towers, 28 ³ / ₈ " planning	192
Overhead storage	Overhead, 28 ³ / ₈ " planning	199
	Hutches, 28 ³ / ₈ " planning	221
	Progressive Overheads, 28 ³ / ₈ " Planning	232
	Cubbies	241
Classic Desks	Classic Desks, 28 ³ / ₈ " planning	242
Classic Credenza	Classic Credenza, 28 ³ / ₈ " h	244
	Classic Credenza, 34 ³ / ₈ " h	256
	Glass Accent Tops	276
Task panels	Task Panels	277
	Tackboards	321
	Desk Screens	326
Accessories	Accessories	331

Administrative / Reception	Single Wide Desk	367
	Double Wide Desk	369
	Bridge	371
	Return	373
	Shared Return One Sided	375
	Shared Return Two Sided	377
	Technology Island Peninsula	379
	Infill Panel	381
	Transaction Tops	386
	Accent Tops	389
	Cabinets	391
	Supports	395
	Accessories	396
Wall Mounting of Knoll Products		400
Alpha-Numeric Index		402
Selling Policy		416
KnollKey Lock Program		418
General Ordering Information		419

Knoll and Sustainable Design

Each year Knoll sets key initiatives in our journey to sustainability. We are members of a global consortium on energy, have adopted a scientific, metrics-based approach to sustainable product design, and maintain a leadership position in establishing universal, verifiable, sustainability standards for our industry.

Knoll promotes independent third-party certification because it provides the most impartial and trustworthy foundation for industry-wide environmental compliance. Certification by established and respected third parties ensures that all manufacturers are held to the same high standards and that customers can trust a company's declaration about the environmental benefits of its products. Knoll third-party partners include: the International Standards Organization (ISO); Forest Stewardship Council (FSC®); Rainforest Alliance; GREENGUARD® Environmental Institute; and The Business and Institutional Furniture Manufacturer's Association (BIFMA) level® certification from Scientific Certification Systems (SCS).

In addition, Knoll is aligned with the U.S. Green Building Council and can help companies, healthcare organizations and educational institutions achieve Leadership in Energy and Environmental Design (LEED®) workplace certification.

Global Climate Change

- Knoll is a sponsor of the Clinton Global Initiative, which brings together a community of global leaders to devise and implement solutions to some of the world's most pressing challenges, including environmental change.
- Knoll has a comprehensive Energy Management Program to increase energy efficiency in products and processes.

Life Cycle Assessment (LCA) Tool

- Life Cycle Assessment is a science-based measurement of a product's environmental impacts throughout its life cycle, from raw materials sourcing through manufacture, shipping, use and re-use or end-of-life. LCA enables cradle-to-cradle implementation of sustainable practices.
- Knoll has partnered with The Green Standard.org to develop an affordable, universal ISO-compliant computer-based LCA tool that can be used by the entire contract furniture industry and is partnering on the development of an Environmental Product Declaration System (EPDs) for Knoll products. EPDs are verified documents containing LCA results and additional environmental performance information about a product.

Setting Industry Standards

- Knoll partners with MTS (The Institute for Market Transformation to Sustainability) to develop the SMaRT® Consensus Sustainable Products Standards, a set of consensus-based sustainable product standards based on the LEED® model, for all building products, fabric, apparel, flooring and carpet. MTS, the developer of SMaRT®, is an accredited American National Standards Institute (ANSI) standard developer.
- Knoll also partners with BIFMA (Business and Institutional Furniture Manufacturers Association) to promote level® sustainability standards for the contract furniture industry.
- Knoll has established FSC® (Forest Stewardship Council) certified wood as the standard for general office open plan office systems, casegoods and tables.
- Knoll has launched Full Circle, a resource recovery program developed with ANEW, to help customers extend the life cycle of surplus furniture, fixtures and equipment (FF&E) in an economically, socially and environmentally responsible manner.
- Our goal is to encourage all manufacturers in the contract furniture industry and related industries to adopt standards that will lead to sustainable products and practices.

For more information about Knoll and sustainable design, visit knoll.com/environment.

Note:

Line drawings in this price list are purely for quick product identification without any form of detail. One must not use the price list line drawings to satisfy production dimensions, shape or support options. Refer to Planning Guide for detailed product information.

Wood and Laminate Components

Tops are 1 1/2" or 1 1/4" thick.

Flush and cantilever top assemblies have 1 1/16" or 2 1/16" thick endpanels, and 15/16" thick backpanels. Recessed top assemblies have 1 1/16" or 2 1/16" thick endpanels and a 15/16" thick backpanel.

Pedestals are supplied with metal channels on the top to attach the pedestal to the underside of a worksurface.

Drawer boxes can be specified in either metal or wood with dovetailed joinery. Hinge doors use concealed, adjustable hinges.

Components are finished on all sides unless otherwise specified. Edges are banded with treated paper on hidden surfaces and .6 or 2.0 mm ABS or wood on visible surfaces.

Locks

All pedestals and cabinets with drawers are supplied with a ganglock mechanism in place. In addition, cabinets with drawers have a drawer interlock anti-tip device designed to prevent the opening of a second drawer when one is already open. Locks for drawers in pedestals and cabinets can be retro-fitted. Door locks are not pre-routed and therefore, locks cannot be retro-fitted.

Reff lockcores must be specified separately. Reff lock mechanisms are optionally black or silver and feature a removable core for easy replacement.

Orders with 50 or fewer locks required with no specific keying requests will be sent randomly keyed by the factory without warning.

Levellers

All endpanels, backpanels (except recessed), floor pedestals and cabinets are equipped with levellers.

Lighting

Task lights are available as incandescent or LED solutions.

Power is conveyed to the task light fixture by a 9' long cable.

Grommets

Grommets are optional (except where noted). Tops up to 48 wide have one grommet. Tops wider than 48 include two grommets. See Planning Guide for locations.

All dimensions in this price list are for representative purposes only. For accurate build dimensions or factory drawings, please call Customer Services.

Finishing

All Reff natural wood veneer and Techwood components are stained and sealed using a state of the art custom blended polyurethane finishing process.

This finish provides superior resistance to solvents, stains, abrasion and heat.

Each component is coated and then cured with ultraviolet light for a durable, lasting wood surface.

Natural veneers are all hand selected to best showcase the beauty of natural grain and to Knoll's meticulous color and grain standards.

Every effort is made to ensure that Knoll Reff Profiles veneers are the best that can be sourced in quality of color, consistency and size. Natural variations of wood are held in high regard and are not considered to be defects. Natural variations are not subject to warranty. The natural process of color change in real wood products is part of the unique character and beauty of this material.

Knoll expects wood to patina over time and does not warranty color change.

Techwood is real wood, enhanced by technology to provide added color and grain consistency. Open pore techwood finishes are not available on waterfall edge tops. Waterfall edge tops can be specified with closed pore V1 and V2 finishes only.

Wood Finishes

V1 Techwood

Natural Edge	Synthetic Edge	Finish
Y316	S316	Maple
Y319	S319	Cherry
Y323	S323	Medium Walnut
Y326	S326	Dark Mahogany
Y329	S329	Medium Oak
Y342	S342	Medium Teak *
Y344	S344	Espresso
Y811	S811	Natural
Y821	S821	Blond Maple
Y831	S831	Light Cherry
Y851	S851	Black Oak
Y881	S881	Light Walnut
Y882	S882	Dove Grey

V2 Natural Veneers / Premium Techwood

Natural Edge	Synthetic Edge	Finish
V312	R312	Bronze Cherry
V316	R316	Maple
V319	R319	Medium Cherry
V411	R411	Light Walnut
V412	R412	Natural Cherry
V413	R413	Sand Oak (Open pore)
V414	R414	Natural Oak
V415	R415	Peacock Green Walnut
V417	R417	Old English Walnut
V421	R421	Chalk Oak
V423	R423	Light Oak
V433	R433	Light Fawn Cherry
V436	R436	Medium Brown Cherry
V439	R439	Straight Anigre

V2 Natural Veneers / Premium Techwood (cont.)

Natural Edge	Synthetic Edge	Finish
V440	R440	Natural Hemlock (QC)
Y841	S841	Ebony (Open pore)*
Y861	S861	Grigio (Open pore)*

V3 Premium Veneer

Natural Edge	Synthetic Edge	Finish
V512	R512	Figured Anigre
V514	R514	Makore
V515	R515	Figured Sycamore
V517	R517	Natural Sapele
V518	R518	Natural Chestnut

***Note:**

Finishes with * are NOT available on Reff Optional Edges and Waterfall Edges.

Note:

All finishes shift in color over time, this natural aging process varies by material.

Laminates

Note:

Matching edge band unless noted otherwise

Laminate

111	Jet Black
114	Folkstone Grey
115	Medium Grey
117	Soft Grey
118	Bright White
119	Pumice
121	Micro Grey with 114 Folkstone grey edge band
122	Brushed Sand with 119 Pumice edge band
123	Brushed Grey with 128 Fog edge band
128	Fog
129	Micro Sand with 119 Pumice edge band

Wood Grain Laminates

124	Medium Cherry *
125	Natural Maple *
126	Natural Cherry *
127	Walnut *

*Woodgrain Laminate. Not available on all components.

Important Note:

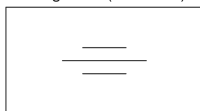
Wood grain direction depends on the width of the product.

For any vertical surface, ie; modesty panels, overheads and hutches, **up to 60"** wide, the grain direction will be **vertical**. For any vertical surface **greater than 60"** wide, the grain direction is **horizontal**.

up to 60" (vertical)



60" greater (horizontal)



Mixed Finishes: (where applicable for work surfaces only)

Use 2 digit prefix to indicate surface finish

Laminate Surfaces

11	Jet Black
14	Folkstone Grey
15	Medium Grey
17	Soft Grey
18	Bright White
19	Pumice
21	Micro Grey
22	Brushed Sand
23	Brushed Grey
28	Fog
29	Micro Sand

Use 2 digit suffix to indicate wood edge finishes

V1 Edges

Y3	Y323
Y9	Y319
16	Y316
26	Y326
29	Y329
44	Y344
62	Y342
81	Y811
82	Y821
83	Y831
85	Y851
88	Y882
89	Y881

V2 Edges

12	V312
16	V316
39	V439
40	V440
42	V412
43	V433
45	V415
46	V436
47	V417
61	V411
63	V413
64	V414
71	V421
73	V423
84	Y841
86	Y861

V3 Edges

52	V512
54	V514
55	V515
57	V517
58	V518

Note:

To order mixed finishes, enter four digit finish code as follows:

For example:

For a Micro Grey laminate surface with Bronzed Cherry edge. enter finish code: 2112

For a Jet Black laminate surface with Light Maple edge, enter finish code: 1116

Forbo

- 851 Biscuit
- 852 Sky Blue
- 853 Stone
- 854 Cinnamon
- 855 Heather Blue

Solid Surface

- AW Artic White

Glass

- G1**
- TEMP Clear Tempered
- G2**
- Architectural Glass Options**
- GL13 Powder
- GL8 Wafer
- GL6 Block Matrix
- G3**
- Back Painted Glass 5mm**
- GL11 Back Painted Black
- GL14 Folkstone Grey
- GL15 Back Painted Medium Grey
- GL18 Back Painted White
- Colored Glass**
- GL35 Grey
- GL85 Star Clear

Note:
All Glass options are Tempered.

Paint

- P1**
- 111 Jet Black
- 112 Brown
- 113 Dark Grey
- 114 Folkstone Grey
- 115 Medium Grey
- 116 Sandstone
- 117 Soft Grey
- 118 Bright White
- P2**
- 611 Beige Mist Metallic
- 612 Medium Metallic Grey
- AA Anodized Aluminum
- P3**
- 613 Silver
- P4**
- PD Polish Chrome
- PU Satin Nickel
- PT Brushed Pewter
- AP Anodized Polished
- AU Anodized Satin

Note:
Upcharge as applicable for paint class noted on applicable product pages.

Plated

- PD Polish Chrome
- PU Satin Nickel
- PT Brushed Pewter

Anodized

- AP Anodized Polished
- AU Anodized Satin
- AA Anodized Aluminum

Locks

- B Black
- S Matte Silver

Complementary Colors:

- AP (anodized polished) compliments PD (polished chrome)
- AU (anodized satin) compliments PU (satin nickel)

Fabric Options For Panels

Grade 10
 Broadcloth II (W1619)
 Circuit (W1754)
 Element (W1077)
 Foundation (W351)
 Growth Spurt (W692)
 Skylark (W1718)
 Symbolic Detail (W693)
 Tailor Made II (W1610/6)
 Versatility (W432)

Grade 20
 Bauhaus Block (W296A)
 Circle Line (W1146)
 Clarity (W281)
 Criss Cross (W305)
 Logic (W1318)
 Nematic II (W1620)
 Photon II (W1620)
 Reflect (W884) ∅
 Resolution (W280)
 Weave Three (W298)

Grade 30
 Basket Draft (W249)
 Flow (W565)
 Harmony (W232)
 Interknit (W1090)
 Match Point (W1145)
 Micro (W465)*
 Relay (W1020) ▲

Grade 40
 Ornament (W1078)
 Palladium (W1030)

Grade 45
 Monarch (K1149)

*with backing only

▲ Monolithic panels and tackboards only

∅ May not be available in all colors.

★Non-merchandized available for purchase but samples not available.

The following textiles are approved for use on Reff panels. Consult Knoll representative for pricing:

Grade 50
 Versa (K1698)

Grade 55
 Knoll Felt (K1207)
 Knoll Hopsack (K1206)
 Ransom (K1298)
 Transition (W816)

Customers Own Material

Prices for panels and tackboards that are to be manufactured with a customer supplied fabric will follow Grade 10 panel pricing.

COM fabrics are subject to a testing charge prior to acceptance for use on Reff panels. Panels bearing COM fabrics are subject to extended leadtimes. It is the responsibility of the customer's purchasing agent to ensure COM fabric is supplied for testing and manufacturing. Delays in receiving COM fabric for manufacturing will result in rescheduled delivery dates.

When specifying panel/fabrics use the following format to denote location on a tiled panel.

Side 1		Side 2
1E	Top of Panel	2E
1D		2D
1C		2C
1B		2B
1A	Bottom of Panel	2A

(Side 1 is always the inside of the workstation.)

Panels with beltway one side: assume the beltway is on SIDE 1 of the panel.

Fabric Options For Cushions

A
 Alignment (K349) ♣
 Basket Draft (W249)
 Beacon (W1597)
 Bocce (K1255) ♣
 Cats Cradle (K1290) ♣
 Chance (K1552)
 Common Ground (K448) ♣
 Distri (K872)
 Hourglass (K1523)
 Mariner (K642)
 Monarch (K1149) ♣
 Prep (K1076) ♣
 Presto (K1000) ♣
 Reflect (W884)
 Soliloquy (K1458)
 Sonnet (K1460) ♣
 Stacks (K528)
 Trophy (K1709) ♣

B
 Abacus (K715) ♣
 Bank Shot (K134) ♣
 Belize (K1165)
 Cameo (K1443)
 Chroma (K345) ♣

B cont.
 Chronicle (K1525) ♣
 Close Knit (K201)
 Dovetail (K1150) ♣
 Ferry (K1697)
 Framework (K1447) ♣
 Gala II (K1520) ♣
 Grande (K180)
 Grandview (K1463)
 Knoll Felt (K1207) ♣
 Knoll Hopsack (K1206) ♣
 Lyric (K698)
 Mini Stitch (K1130) ♣
 Night Life (K181)
 Nonchalant CR (HC198)
 Paradigm (K1101)
 Pogo (K1100) ♣
 Pop (K782)
 Ransom (K1298) ♣
 Ricochet (K498) ♣
 Roam (K1657)
 Spark (K1075) ♣
 Spotlight (K772)
 Sutton (K1750) ♣
 Utmost (K1325)

B cont.
 Venue (K1558)
 Wide Angle (K244) ♣
 Zephyr (K724)
 Zipline (K1448) ♣

C
 Atlas (K1236)
 Baxter (K1557)
 Biota (K1297) ♣
 Charm (K1049)
 Circa (K1054)
 Classic Boucle (K162) ♣
 Cricket (HC1279)
 Dahlia CR (HC1660)
 Earthwork (K1238) ♣
 Echo (K1019)
 Empire Stripe (K1025)
 Enmesh (K1092) ♣
 Entourage (K1389)
 Fable CR (HC1122)
 Fibra (K1105)
 Fox Trot CR (HC777)
 Greenwich (K1753)
 Highline CR (HC1064)
 Hula Hoop (K753)
 Kora CR (HC1010)
 Legend CR (W432)

C cont.
 Lore CR (HC1123)
 Metro (K1018)
 Moto CR (HC1002)
 Noble (K1556)
 Panache CR (HC1047)
 Parasol (HC1257)
 Pony Up (K1323) ♣
 Prompt (K1505)
 Quark (K781)
 Regard CR (HC1063)
 Rio (K1164)
 Roundtrip (K1430) ♣
 Sahara (HC1269)
 Sandpiper CR (HC1258)
 Sequin CR (HC1009)
 Sinclair (K1555)
 Smart (K1268)
 Spectator (K1391) ♣
 Spot On (K1324)
 Star Struck (K1048)
 Stepping Stones (K346)
 Swing (K479)
 Transition (K816)
 Treble CR (HC1062)
 Vibe (K1029)
 Zari CR (HC1008)

D
 Cavalier (K217)
 Compass CR (HC1183)
 Eclat Weave (K1104)
 Harrison (K1084)
 Hologram (K500)
 Masquerade (K806)
 Menagerie (K1322)
 Obi (K1175)
 Satellite (K503)
 Zoom (K113)

E
 Cross Stitch (K1026) ♣
 Katazome (K1459)
 Kimono (K1174)
 Mamba (K549)
 Marquee (K1608)
 Sherman (K1789)
 Tryst (K1522)
 Whip (K1386)

F
 Biscayne (K1771)
 Century (K1051)
 Coco (K1024)
 Cornaro (K1320)
 Cuddle Cloth (K231)
 Glider (K1717)
 Groove Line (K488)
 Icon (K1028)

♣ = Cal 133 Pre-approved

F cont.
 Intrigue (K1551)
 Jubilee (K1445)
 Kinship (K1465) ♣
 Mod Plaid (K1630)
 Rivington (K1080)
 Soon (K1787)
 Topography (K1052)
 Totem (K1561)
 Tweed Frieze (K754)

G
 Gibson (K1086)
 Haze (K109)
 Kinabalu (K1800)
 Rattan (K138)
 Serendipity (K1528)
 Ultrasuede®(K1021) ♣
 Utrillo (K1807)

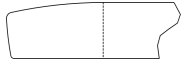
H
 Arno (K128) ♣
 Haiku (K1479)

I
 Dynamic (K1617)

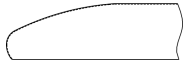
Worksurface Profiles



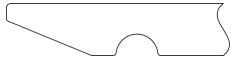
1 1/2", 1 1/4" and 1" Thick Standard



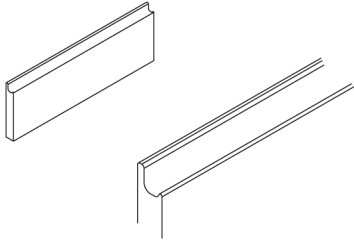
1 1/4" Thick Waterfall



1 1/4" Thick Cascade

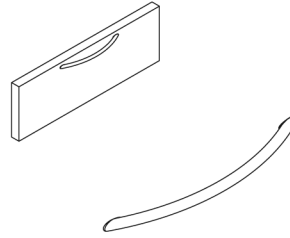


1" Thick Sliding Table



Integral Wood J-Pull

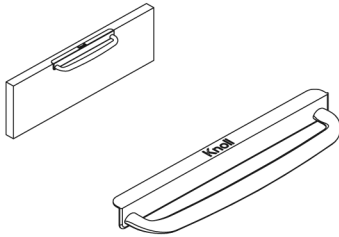
Does not protrude
Matches the case finish



C-Pull

(Nickle Plated Finish Only)
7 3/8" wide x 1 5/32" deep

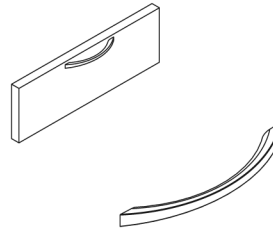
Protrudes 1" from the drawer front
Available in Nickle Plated Finish only
1 pull per drawer front
Position: center, 1/2" down from the top of drawer



D-Pull

7 3/4" wide x 1 13/32" deep

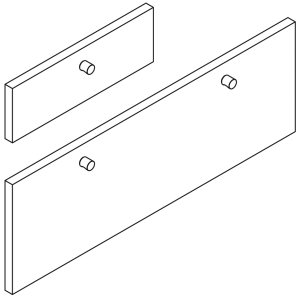
Protrudes 1 13/32" from the drawer front
Available in all core paint finishes,
Brushed Pewter (PT) and Satin Brass (PZ)
1 pull per drawer front
Position: Assembled to plate, center line,
1/2" down from the top of drawer



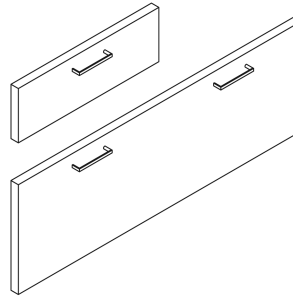
S-Pull

(Stainless Steel Finish Only)
6 5/32" wide x 1 1/16" deep

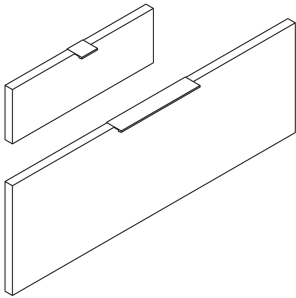
Protrudes 1 3/64" from the drawer front
Available in Stainless Steel only
1 pull per drawer front
Position : Center, 1/2" down from the top of drawer



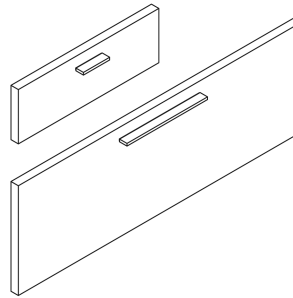
R-Cylinder
 1" diameter
 Protrudes 1" from the drawer front
 Available in painted and plated finishes
 1 pull per 16" & 19" wide pedestal drawer
 Position: center position for 16" & 19" drawers
 2 pulls per 30" & 36" lateral drawers
 Position: 6" in from end, 1 1/2" down from top of drawers



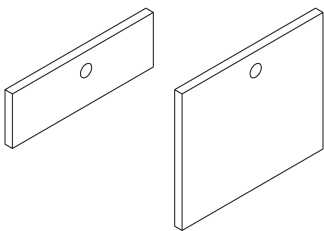
H-Out Line
 4" wide x 1" deep
 Protrudes 1" from the drawer front
 Available in painted and plated finishes
 1 pull per 16" & 19" wide pedestal drawer
 Position: center, 1 1/2" down from the top of drawer
 2 pulls per 30" & 36" lateral drawers
 Position: 6" in from left/right, 1 1/2" down from top of drawers



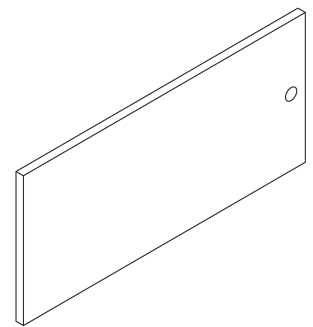
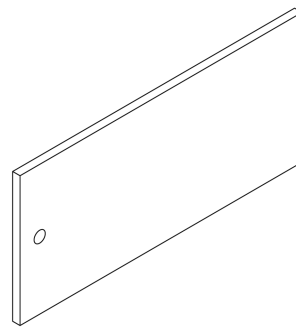
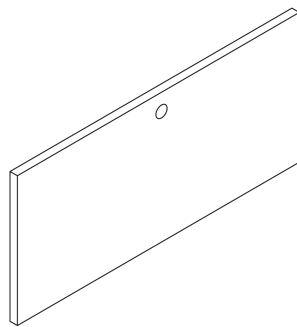
T-Tab
 Short Tab: 2" wide x 1 3/4" deep
 Long Tab: 10" wide x 1 3/4" deep
 Protrudes 3/4" from drawer front
 Available in painted or plated finishes
 Position: Center line position on drawers



F-Bar Pull
 Short bar pull: 3 3/8" wide x .3" thick
 Long bar pull: 10 1/2" wide x .3" thick
 Protrudes 1" from drawer front
 Available in painted and plated finishes



G-Grommet Pull
 1 7/32" diameter
 Flush with the drawer front
 Available in painted and plated finishes
 1 pull per 60" & 72" sliding doors
 Position: 1.656" from left or right, center line vertical
 2 pulls per 90" & 108" sliding doors
 Position: 1.656" from left and right, center line vertical
 Position: Center line position on drawers



What is Reff Profiles?

Reff Profiles is finely detailed office furniture that combines versatility with image by providing unparalleled attention to quality from dovetailed joinery to a patented finishing process. Users can choose from a broad range of natural woods, fine veneers and durable laminates to create private offices, freestanding work areas and panel-based environments that fit the individual's requirements. A variety of stacking panel styles, including monolithic, tiled and floor-to-ceiling, will support any design criteria.

Worksurfaces are available in traditional rectilinear or innovative curvilinear shapes for a choice of aesthetic approaches and ergonomic solutions. Cabinetry can be specified in numerous sizes and configurations with either wood or metal interiors with a choice of hardware options to support any storage requirement. Innovative desk-height storage, cabinets and office towers combine aesthetics with functionality.

The result is a comprehensive product offering that will satisfy a wide spectrum of users. Let your imagination take hold.

For private offices consider a variety of desk options including flush, cantilevered, recessed or bow fronts and storage solutions including innovative workwalls.

In freestanding furniture, Reff Profiles offers a full selection of components to support any requirement from managerial to administrative. Options include numerous worksurfaces and meeting tops with a variety of freestanding supports. Administrative and Gallery desk surrounds, stationary and mobile storage components and storage towers provide exceptional planning alternatives.

Panel systems provide high-density power, data and communications capacity along with acoustic control and design flexibility. Panels can be specified with smooth monolithic surfaces, tiled faces or stacking modules. Additionally, panel surfaces are available with fabric on both sides or with fabric on one side and wood on the other.

Who should consider Reff Profiles?

Reff Profiles is well suited to organizations who want to project a high image while supporting any work environment from private offices to panel-based workstations. Companies will appreciate the fine quality and breathtaking aesthetics of Reff Profiles and, for those rapidly changing firms who require interchangeable components to support long term use, Reff Profiles is truly the design choice for inspired offices.

Desk Height Planning vs. Standard Height Planning

Reff Profiles offers two support height planning models: "standard" height (26 1/2") and "desk" height (28 3/8").

"Standard height" support components provide an underdesk clearance of 26 1/2". This yields a worksurface height of 27 3/4" with 1 1/4" thick worksurfaces and 28" with 1 1/2" worksurfaces.

Standard height planning (26 1/2") may be utilized in panel-based open planning, freestanding open planning (including Reff Profiles Gallery), and in private office planning.

"Desk height" support components provide an underdesk clearance of 28 3/8". This yields a worksurface height of 29 5/8" with 1 1/4" thick worksurfaces and 29 7/8" with 1 1/2" thick worksurfaces.

"Low Credenza" and "3/4 high" storage options may be incorporated into desk height planning models. Progressive Low Credenza storage incorporates a 1 1/16" top shelf for a finished height of 23 3/8". 3/4 high storage is 22 3/8" high and requires a 1" thick applied worksurface top which yields a low worksurface height of 23 3/8".

Desk height planning (28 3/8") may be utilized in freestanding open planning (including Administrative and Reception desk units) and in private office planning.

Storage Relationships

Care should be taken to make sure storage cabinets are specified in the type that corresponds to the planning height model being used.

Classic Cabinets, Overheads, Workwalls, and Overdesk Units are available for both standard and desk height planning and must be specified accordingly.

Progressive Cabinets, Progressive Overheads, and Desktop Towers are only available for desk height planning.

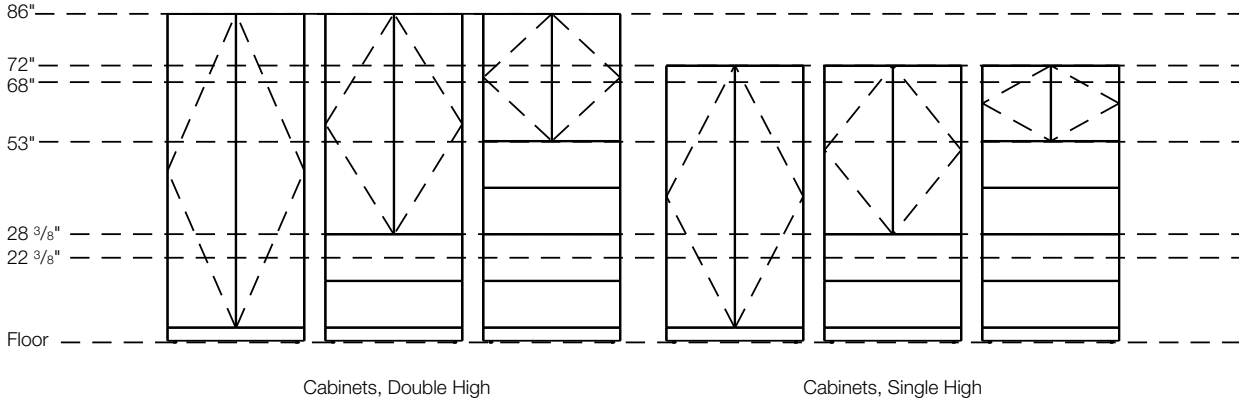
Task panels are intended to be used with desk height planning. They are not recommended for use with standard height planning.

Price List / Planning Guide Organization

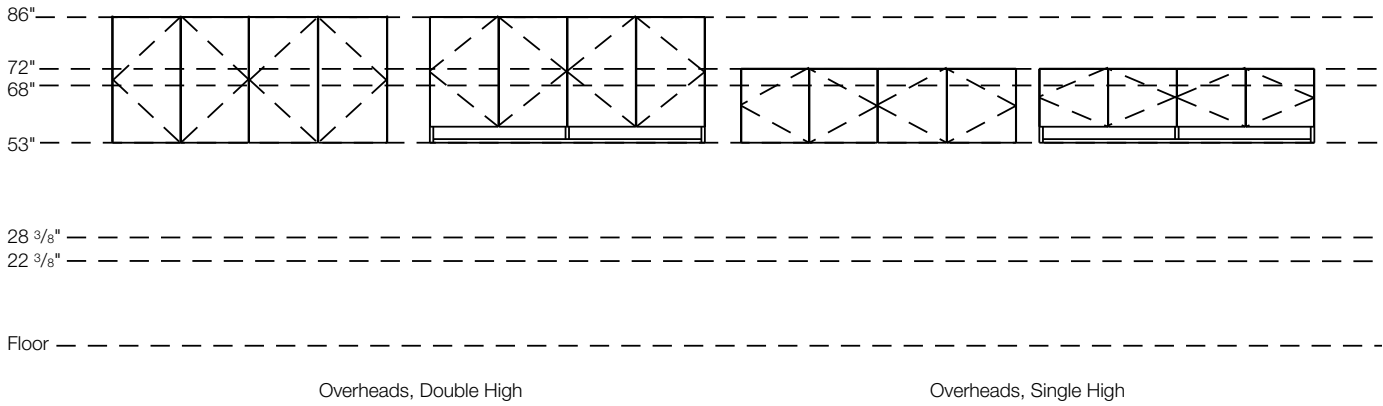
The Reff Profiles price list is divided into two volumes. Volume 1 contains pricing related to panels and "standard" height (26 1/2") planning. Planning guidelines for 26 1/2" height planning are available in the Reff Planning Guide, circa 2000. The Reff Profiles price list Volume 2 contains pricing and planning information for "desk" height (28 3/8") elements.

It is not advised to mix 28 3/8" desk height products with 26 1/2" components.

Nominal
Planning Horizons



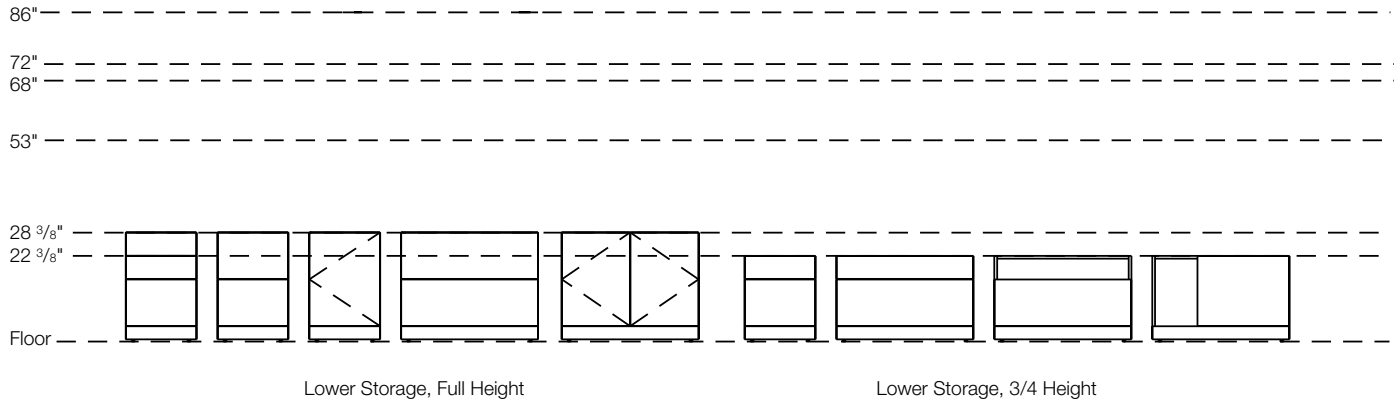
Nominal
Planning Horizons



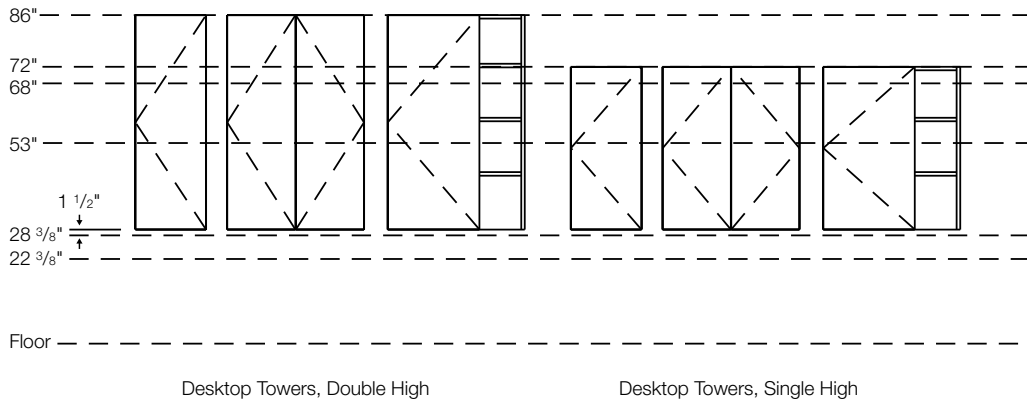
Notes

- Planning horizons are nominal. Dimensions are actual.
- Images displayed are examples only and do not represent the complete scope of products available.

Nominal
Planning Horizons



Nominal
Planning Horizons

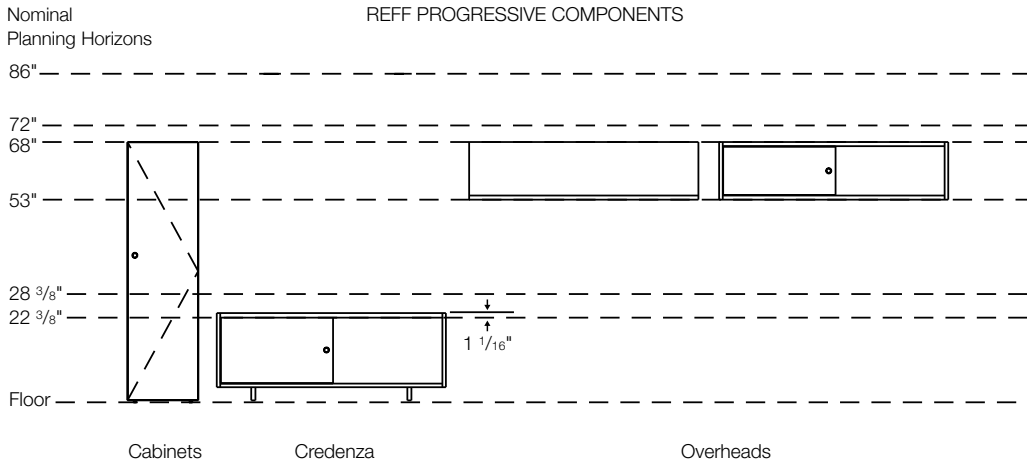


Notes

- Planning horizons are nominal. Dimensions are actual.
- Images displayed are examples only and do not represent the complete scope of products available.

Horizons - 28³/₈" Planning

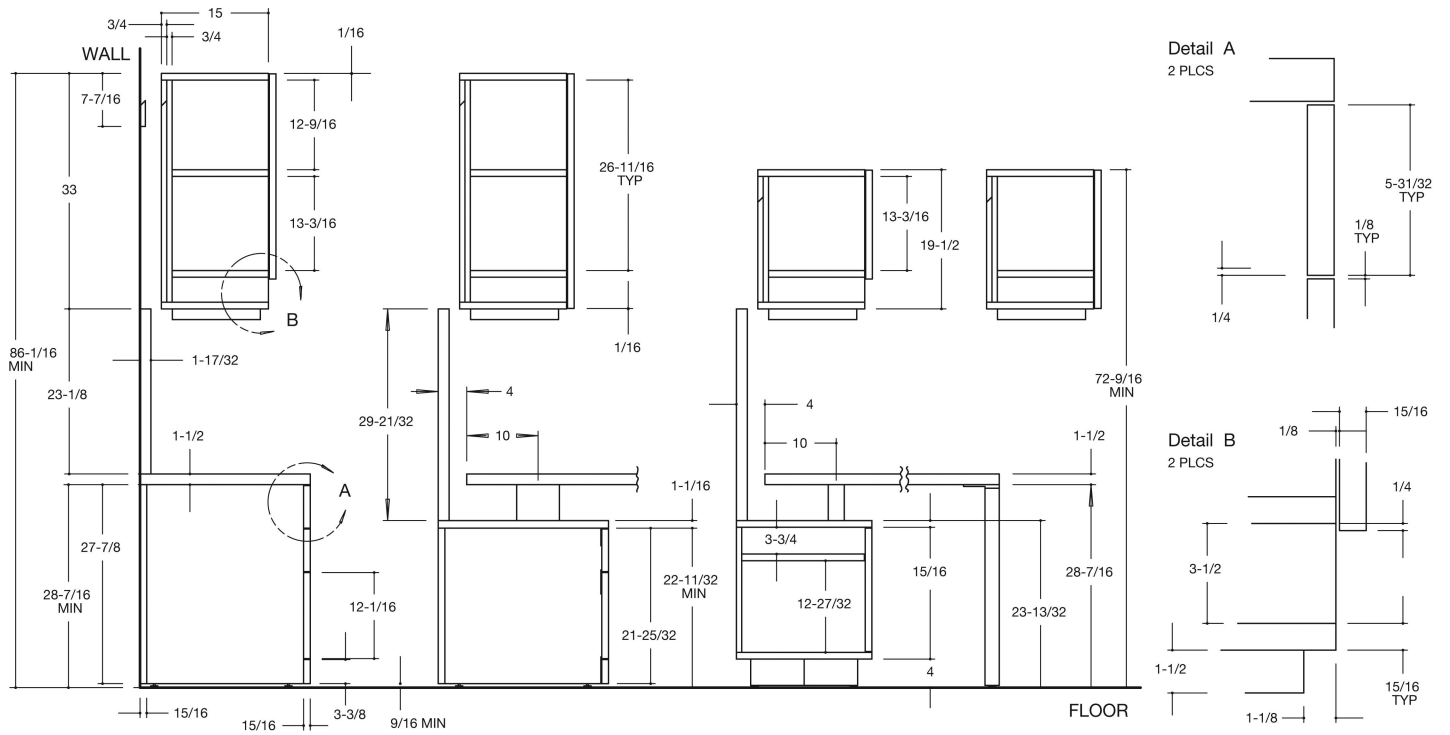
Planning Guidelines and Specifications



Notes

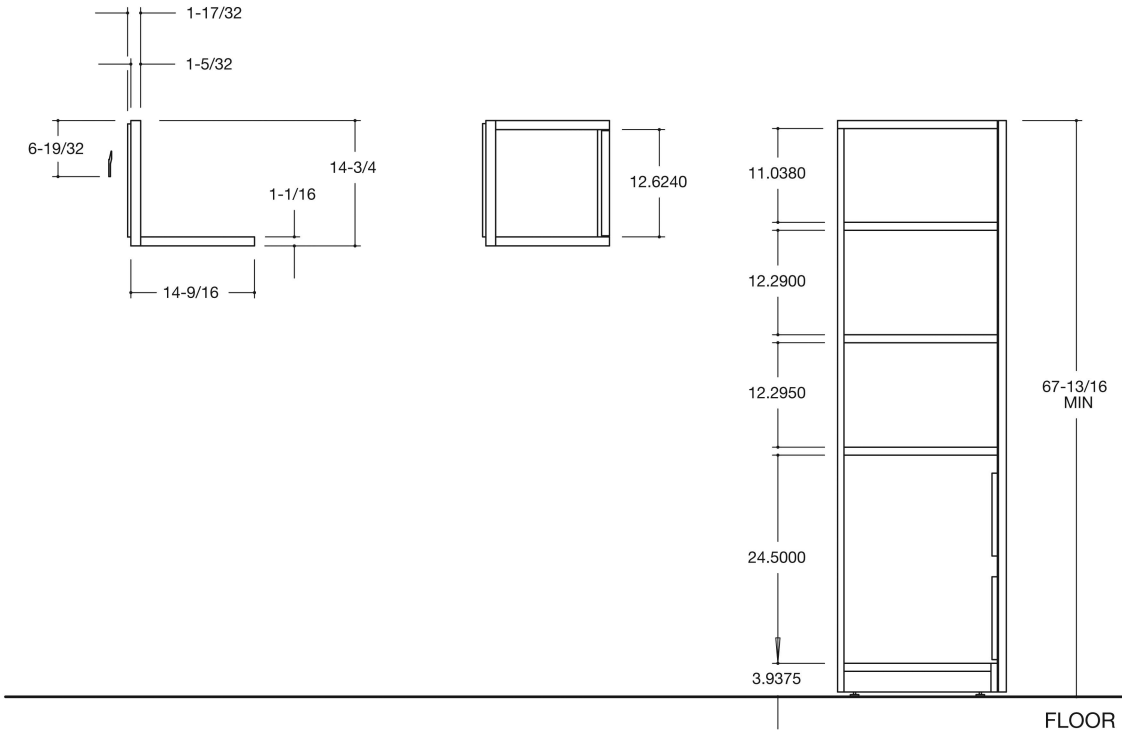
- Planning horizons are nominal. Dimensions are actual.
- Images displayed are examples only and do not represent the complete scope of products available.

Side Elevations - 28³/₈" Planning
 Planning Guidelines and Specifications
 Classic



Note: Planning Side Elevations are nominal. Dimensions are actual.

Side Elevations - 28^{3/8}" Planning
Planning Guidelines and Specifications
Progressive



Note: Planning Side Elevations are nominal. Dimensions are actual.

Worksurfaces

The selection of worksurface sizes and their relationship to each other are primary considerations when planning a Reff Profiles office. Refer to the illustrations in the Introduction to Desk Height Planning to see how the various heights of storage and worksurface supports relate to the choice of worksurface thickness. Reff worksurfaces are available in three thicknesses: 1", 1 ¼" and 1 ½". Construction details specific to the 1 ¼" thick surfaces, including Waterfall, Cascade and Edge Detail surfaces, can be found in the Reff Planning Guide circa 2000 (Pages 29 and 86)

When selecting top sizes consider whether storage components can be used to support the surfaces and what other worksurface supports will be required.

NOTE: Additional support is required when using 1" thick credenza tops for unsupported spans over 36". 1 ¼" thick worksurfaces require additional support for an unsupported span of more than 48". When using 1 ½" thick worksurfaces the maximum unsupported span is 54".

NOTE: All dimensions shown in these descriptions and on the Worksurface price pages are nominal dimensions. Actual widths are 1/16" less than nominal. Actual depths are 1/8" less than nominal.

Construction

All worksurfaces feature 3-ply construction (see figure below) and can be specified in laminate, veneer or laminate tops with veneer edges. Laminate tops have a laminate top surface with an FSC-certified, 45-pound density particle board core and neutral tone backer sheet for balanced construction. Edges match the top in 2.0mm ABS with 2.8mm radius top and bottom edges. Ends overlap the front and back edges (see figure below).

Techwood and natural veneer tops have a veneer top surface, an FSC-certified, 45-pound density particle board core and a neutral tone backer sheet for balanced construction. Veneer tops have matching finish 2.4mm thick solid veneer edges on all sides. Edges are 2.4mm thick and have a 2.4mm radius top and bottom edges.

All worksurfaces except Bridge Rectilinear worksurfaces are pre-drilled with pilot holes for use with wood screws.

Application Notes

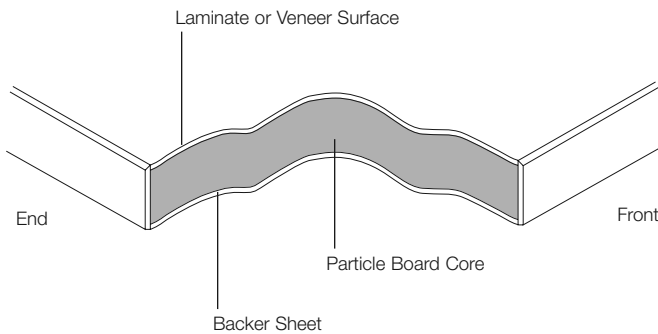
1 ¼" Straight Rectilinear worksurfaces are available in 20", 24", 30" and 36" depths for regular worksurface applications. Widths available range from 24" to 96" in 6" increments.

1 ½" Straight Rectilinear worksurfaces are available in 20", 24", 30" and 36" depths for regular worksurface applications. Widths available range from 24" to 108" in 6" increments.

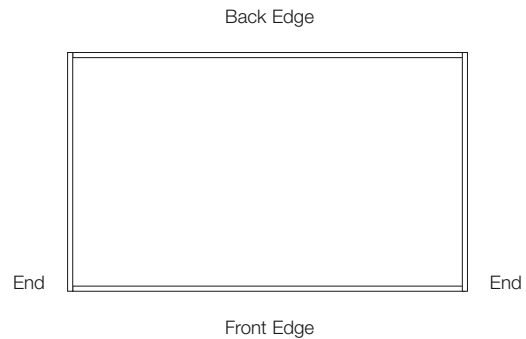
Bridge Rectilinear worksurfaces are 1 ½" thick and available from 36"W to 54" wide in 6 inch increments in either 20" or 24" depths. They can be ordered with the grain specified to run either vertically (across the depth of the surface) or horizontally (along the length of the surface) when specified in wood grain laminate or veneer finish.

Credenza Tops are available in both 1" and in 1 ½" thicknesses and in widths from 60" to 108" in 6" increments.

Rectilinear worksurfaces can be specified in non-standard dimensions. For information, contact Knoll Custom Product Development



Top Construction



Edge Banding

1 ¼" Worksurface Straight Rectilinear

Size Availability & Grain Direction

	20"D	24"D	30"D	36"D
24"W				
30"W				
36"W				
42"W				
48"W				
54"W				
60"W				
66"W				
72"W				
78"W				
84"W				
90"W				
96"W				

1 ½" Worksurface Straight Rectilinear

Size Availability & Grain Direction

	20"D	24"D	30"D	36"D
24"W				
30"W				
36"W				
42"W				
48"W				
54"W				
60"W				
66"W				
72"W				
78"W				
84"W				
90"W				
96"W				
108"W				

1 ½" Bridge Rectilinear

Size Availability & Grain Direction

	20"D	24"D
36"W		
42"W		
48"W		
54"W		

Horizontal Grain Direction

	20"D	24"D
36"W		
42"W		
48"W		
54"W		

Vertical Grain Direction

1 ½" Worksurface Credenza

Size Availability & Grain Direction

60"W		
66"W		
72"W		
78"W		
84"W		
90"W		
96"W		
108"W		

1" Worksurface Credenza

Size Availability & Grain Direction

60"W		
66"W		
72"W		
78"W		
84"W		
90"W		
96"W		
108"W		

Grommets

Grommets are optional and must be specified by adding the appropriate designation to the pattern number. Designations are:

- N = No grommet
- F = Flush grommet location
- R = Recessed grommet location

Rectilinear worksurfaces 24" to 48" wide receive one grommet centered on the back edge of the worksurface. Rectilinear worksurfaces over 48" wide receive two grommets along the back edge.

1 ¼" and 1 ½" thick rectilinear tops are available with no grommet, flush grommet or recessed grommets locations.

1 ¼" thick tops are available with additional grommet options; **Classic type** and **Profile type**.

Classic type grommets sit even with top of the worksurface.

Profiles type grommets have a 1/16" thick flange which rests above the worksurface.

These 2 types of grommets, provides additional grommet options for 1 ¼" thick tops (only);

- CF = Classic grommet in flush location
- PF = Profiles grommet in flush location
- CR = Classic grommet in Recessed location
- PR = Profiles grommet in Recessed location
- CA = Classic grommet in Alternative location
- PA = Profiles grommet in Alternative location

* CA & PA are available on 36" deep tops only.

1 ½" thick credenza tops come standard with a 1 3/8" deep edge grommet which runs along the rear of the worksurface to within 6" of each end (see figure below).

The 1" credenza tops are available with or without an edge grommet.

Refer to page 102 of the Reff Planning Guide, circa 2000, for 2" x 3" grommet locations.

For non-standard grommet locations contact Knoll Custom Product Development.

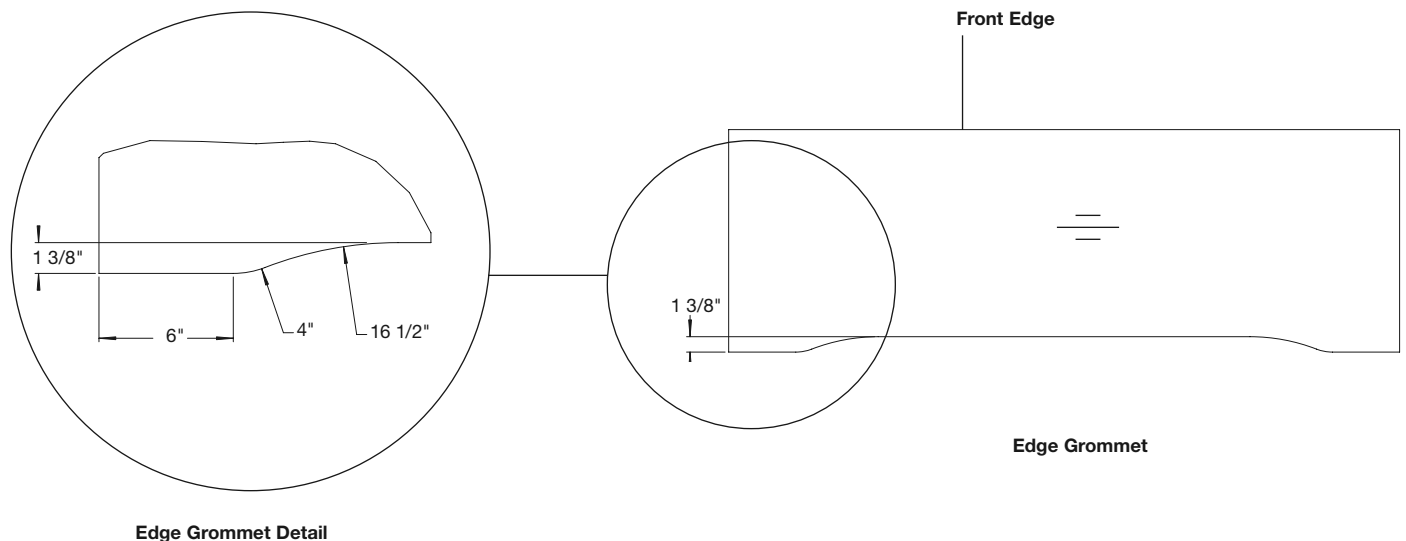
Planning for Worksurface Thicknesses

Critical to the correct specification of Reff Profiles is an understanding of worksurface thicknesses, support component heights and their relationship to each other. Worksurfaces and support components can be combined to create the following overall finish heights:

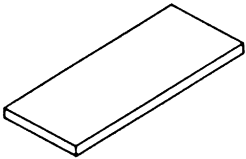
23 ¾" – Intended as a credenza height in 28 ¾"H planning scenarios; this height is achieved using 1" thick worksurfaces with 22 ¾"H (¾ height) storage components.

27 ¾" – Intended as the overall worksurface height in a panel supported workstation scenario; this height is achieved by combining "Standard height" 26 ½" storage or support components with 1 ¼" thick worksurfaces.

29 7/8" – Intended as the overall worksurface height in freestanding office scenarios; this height is achieved by combining "Desk height" 28 ¾" storage or support components with 1 ½" thick worksurfaces.



Worksurface 1 1/2"
rectilinear
 20" and 24" deep

description	d	w	pattern no.	L	M/V1	V2	V3
Straight rectangular work tops 	20"	24"	RSD241-()()()	\$360.	\$400.	\$461.	\$620.
	20"	30"	RSD301-()()()	393.	439.	504.	681.
	20"	36"	RSD361-()()()	417.	464.	532.	721.
	20"	42"	RSD421-()()()	432.	485.	557.	752.
	20"	48"	RSD481-()()()	454.	502.	578.	779.
	20"	54"	RSD541-()()()	472.	522.	604.	816.
	20"	60"	RSD601-()()()	534.	567.	651.	881.
	20"	66"	RSD661-()()()	522.	582.	672.	906.
	20"	72"	RSD721-()()()	551.	615.	703.	951.
	20"	78"	RSD781-()()()	560.	620.	714.	966.
	20"	84"	RSD841-()()()	593.	664.	760.	1,025.
	20"	90"	RSD901-()()()	620.	690.	790.	1,069.
	20"	96"	RSD961-()()()	643.	714.	821.	1,108.
	20"	102"	RSD1021-()()()	707.	787.	904.	1,218.
	20"	108"	RSD1081-()()()	778.	865.	993.	1,340.
	24"	24"	RSD242-()()()	379.	420.	485.	654.
	24"	30"	RSD302-()()()	427.	474.	548.	738.
	24"	36"	RSD362-()()()	441.	496.	569.	766.
	24"	42"	RSD422-()()()	460.	511.	587.	790.
	24"	48"	RSD482-()()()	488.	548.	629.	848.
	24"	54"	RSD542-()()()	522.	582.	672.	906.
	24"	60"	RSD602-()()()	563.	627.	720.	970.
	24"	66"	RSD662-()()()	577.	656.	744.	1,005.
	24"	72"	RSD722-()()()	606.	675.	778.	1,051.
	24"	78"	RSD782-()()()	636.	705.	815.	1,100.
	24"	84"	RSD842-()()()	659.	735.	846.	1,142.
	24"	90"	RSD902-()()()	692.	768.	883.	1,190.
	24"	96"	RSD962-()()()	717.	798.	918.	1,240.
	24"	102"	RSD1022-()()()	788.	878.	1,011.	1,363.
	24"	108"	RSD1082-()()()	866.	964.	1,112.	1,500.

Order Code

Example:	RSD241RL
R	Reff
S	Straight top
D	1 1/2" thick
24	24" wide
1	20" deep
R	Recessed grommet location
111	Jet Black (grommet)
V316	Top finish

Specification Information

To order please specify pattern number including:

- Grommet option:
 F=Flush front grommet location
 N=No grommet
 R=Recessed front (not recommended for 20"D and 24"D tops)
- Grommet finish:
 Painted, Plated
- Top finish:
 L, V1, V2, V3

Application Notes

Knoll accepts no responsibility for special grommet locations which interfere with support or other hardware. All requests for special grommet locations must be approved through custom product development .

Product on this page will accept woodgrain laminate where laminate is currently an option.

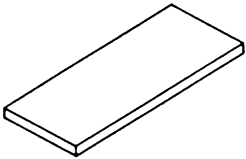
Worksurfaces stiffeners recommended to provide additional support for open spans greater than 54"w.

Products on this page are shipped without hardware which must be ordered separately from the support components section.

Actual widths of worksurfaces are 1/16" less than nominal dimension. Actual depth is 1/8" less.

These worksurfaces are predrilled with pilot holes for use with wood screws.

Worksurface 1 1/2"
 rectilinear
 30" and 36" deep

description	d	w	pattern no.	L	M/V1	V2	V3
Straight rectangular work tops 	30"	24"	RSD243-()()	\$413.	\$458.	\$523.	\$706.
	30"	30"	RSD303-()()	464.	515.	592.	801.
	30"	36"	RSD363-()()	497.	555.	636.	859.
	30"	42"	RSD423-()()	519.	577.	665.	899.
	30"	48"	RSD483-()()	555.	617.	706.	956.
	30"	54"	RSD543-()()	599.	667.	763.	1,031.
	30"	60"	RSD603-()()	621.	691.	792.	1,071.
	30"	66"	RSD663-()()	632.	704.	814.	1,099.
	30"	72"	RSD723-()()	650.	723.	831.	1,121.
	30"	78"	RSD783-()()	679.	757.	870.	1,174.
	30"	84"	RSD843-()()	706.	787.	905.	1,223.
	30"	90"	RSD903-()()	739.	824.	948.	1,280.
	30"	96"	RSD963-()()	764.	853.	982.	1,324.
	30"	102"	RSD1023-()()	842.	939.	1,080.	1,457.
	30"	108"	RSD1083-()()	926.	1,032.	1,188.	1,603.
	36"	60"	RSD604-()()	716.	797.	913.	1,223.
36"	66"	RSD664-()()	739.	825.	950.	1,281.	
36"	72"	RSD724-()()	763.	852.	980.	1,323.	

Order Code

Example:	RSD243RL
R	Reff
S	Straight top
D	1 1/2" thick
24	24" wide
3	30" deep
R	Recessed grommet location
111	Jet Black (grommet)
V316	Top finish

Specification Information

To order please specify pattern number including:

- Grommet options:
 N = No grommets
 F = Flush front grommet location
 R = Recessed front (not recommended for 20"D and 24"D tops)
 A = Alternate location (for 36"D tops only)
- Grommet finish:
 Painted, Plated
- Finish:
 L, V1, V2, V3

Knoll accepts no responsibility for special grommet locations which interfere with support or other hardware. All requests for special grommet locations must be approved through custom product development .

Product on this page will accept woodgrain laminate where laminate is currently an option.

Worksurfaces stiffeners recommended to provide additional support for open spans greater than 54"w.

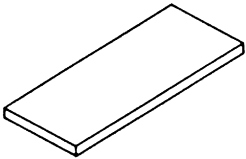
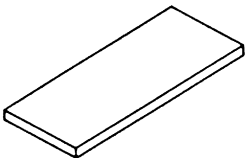
Application Notes

Products on this page are shipped without hardware which must be ordered separately from the support components section.

Actual widths of worksurfaces are 1/16" less than nominal dimension. Actual depth is 1/8" less.

These worksurfaces are predrilled with pilot holes for use with wood screws.

Worksurface 1 1/2"
 Bridge rectilinear
 Horizontal or vertical grain direction

description	d	w	pattern no.	L	M/V1	V2	V3				
Worksurface, bridge rectilinear	20"		36"	RBD361H () () ()	\$417.	\$464.	\$532.	\$721.			
			36"	RBD361V () () ()	417.	464.	532.	721.			
			42"	RBD421H () () ()	432.	485.	557.	752.			
			42"	RBD421V () () ()	432.	485.	557.	752.			
			48"	RBD481H () () ()	454.	502.	578.	779.			
			48"	RBD481V () () ()	454.	502.	578.	779.			
			54"	RBD541H () () ()	472.	522.	604.	816.			
			54"	RBD541V () () ()	472.	522.	604.	816.			
				24"		36"	RBD362H () () ()	441.	496.	569.	766.
						36"	RBD362V () () ()	441.	496.	569.	766.
42"	RBD422H () () ()	460.				511.	587.	790.			
42"	RBD422V () () ()	460.				511.	587.	790.			
48"	RBD482H () () ()	488.				548.	629.	848.			
48"	RBD482V () () ()	488.				548.	629.	848.			
54"	RBD542H () () ()	522.				582.	672.	906.			
54"	RBD542V () () ()	522.				582.	672.	906.			

Order Code

Example: RBD361H
R Reff
B Bridge
D 1 1/2"
36 36" wide
H/V Horizontal or Vertical grain
F Grommet type
115 Grommet finish
114 Laminate

Specification Information

To order please specify pattern number including:

- Options for grain direction
 H = Horizontal grain direction
 V = Vertical grain direction
- Grommet type:
 N = No grommet
 F = Flush front grommet location
- Grommet finish:
 Painted or Plated
- Worksurface finish:
 L, V1, V2, V3

Application Notes

Product on this page will accept woodgrain laminate where laminate is currently an option.

Worksurface stiffeners recommended to provide additional support for open spans greater than 54" w.

Stiffener sold separately.

J=Bracket sold separately.

Modesty sold separately

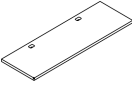
Actual widths of worksurfaces are 1/16" less than nominal dimensions. Actual depth is 1/8" less.

Products on this page are shipped including bridge hardware only.

Assembly required.

Note: For "L" and "U" configurations, please refer to page 23.

Worksurface 1 1/2"
 Return and Bridge rectilinear
 Horizontal or vertical grain direction

description	d	w	pattern no.	L	M/V1	V2	V3
Return / Bridge 1 1/2" thick 	20"	36"	RSDR361(H/V)()()	\$417.	\$464.	\$532.	\$721.
	20"	42"	RSDR421(H/V)()()	432.	485.	557.	752.
	20"	48"	RSDR481(H/V)()()	454.	502.	578.	779.
	20"	54"	RSDR541(H/V)()()	472.	522.	604.	816.
	20"	60"	RSDR601(H/V)()()	534.	567.	651.	881.
	20"	66"	RSDR661(H/V)()()	522.	582.	672.	906.
	20"	72"	RSDR721(H/V)()()	551.	615.	703.	951.
	24"	36"	RSDR362(H/V)()()	441.	496.	569.	766.
	24"	42"	RSDR422(H/V)()()	460.	511.	587.	790.
	24"	48"	RSDR482(H/V)()()	488.	548.	629.	848.
	24"	54"	RSDR542(H/V)()()	522.	582.	672.	906.
	24"	60"	RSDR602(H/V)()()	563.	627.	720.	970.
	24"	66"	RSDR662(H/V)()()	577.	656.	744.	1,005.
	24"	72"	RSDR722(H/V)()()	606.	675.	778.	1,051.

Order Code

Example: RSDR361(H/V)()()	
R	Reff
S	Straight top
D	1 1/2" top
R	Return
36	36" wide
1	20" deep
H/V	Horizontal or Vertical grain
()	Grommet type
()	Grommet finish
()	Worksurface finish

Specification Information

To order please specify pattern number including:

1. Grommet type:
F = Flush
N = No Grommet
2. Grommet finish:
Painted or Plated
3. Worksurface finish:
L, V1, V2, V3

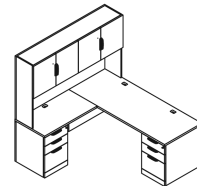
Product on this page will accept woodgrain laminate where laminate is currently an option.

Products on this page are shipped including bridge hardware only.

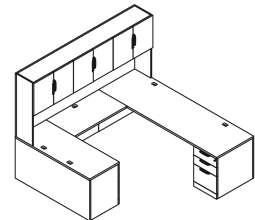
Application Notes

The above pattern codes must be used in any 'L' and 'U' configurations as shown below.

L-shaped / Double: Spanning 2 worksurfaces

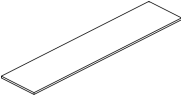


U-shaped / Triple: Spanning 3 worksurfaces



Worksurface Credenza

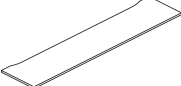

1" No grommet

description	d	w	pattern no.	L	M/V1	V2	V3
Credenza tops 	20"	30"	RCE301()	\$374.	\$404.	\$418.	\$541.
	20"	36"	RCE361()	394.	417.	435.	577.
	20"	60"	RCE601()	491.	500.	576.	779.
	20"	66"	RCE661()	505.	516.	594.	802.
	20"	72"	RCE721()	532.	543.	623.	841.
	20"	78"	RCE781()	538.	548.	632.	854.
	20"	84"	RCE841()	575.	587.	673.	908.
	20"	90"	RCE901()	598.	610.	699.	946.
	20"	96"	RCE961()	620.	632.	727.	980.
	20"	102"	RCE1021()	682.	696.	800.	1,078.
	20"	108"	RCE1081()	751.	765.	880.	1,186.
	24"	30"	RCE302()	392.	423.	440.	580.
	24"	36"	RCE362()	409.	444.	464.	625.
	24"	60"	RCE602()	544.	554.	635.	859.
	24"	66"	RCE662()	561.	572.	658.	888.
	24"	72"	RCE722()	584.	596.	688.	931.
	24"	78"	RCE782()	613.	625.	723.	973.
	24"	84"	RCE842()	639.	651.	749.	1,011.
	24"	90"	RCE902()	667.	680.	781.	1,054.
	24"	96"	RCE962()	692.	705.	812.	1,097.
	24"	102"	RCE1022()	761.	777.	894.	1,206.
	24"	108"	RCE1082()	837.	854.	984.	1,327.

Order Code	Specification Information	Application Notes
Example: RCE601	<i>To order please specify pattern number including:</i> 1. Finish L, V1, V2, V3	No grommet options Product on this page will accept woodgrain laminate where laminate is currently an option. Hardware are NOT included.
R Reff		
C Credenza Top		
E 1"		
60 width		
1 20"		
V316 Finish	Credenza tops are drilled to accept pedestals and end panels. Credenza tops are predrilled with pilot holes for use with wood screws. 1" Credenza tops are recommended to work with the Task Panel application. Credenza tops are intended to be supported by full lower storage.	

Worksurface Credenza

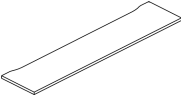
1" and 1 1/4" with edge grommet

description	d	w	pattern no.	L	M/V1	V2	V3
Credenza tops, 1" thick with grommet 	20"	60"	RCEEG601()	\$686.	\$700.	\$806.	\$1,091.
	20"	66"	RCEEG661()	708.	723.	833.	1,123.
	20"	72"	RCEEG721()	746.	760.	872.	1,177.
	20"	78"	RCEEG781()	753.	768.	886.	1,197.
	20"	84"	RCEEG841()	806.	823.	942.	1,271.
	20"	90"	RCEEG901()	836.	853.	979.	1,324.
	20"	96"	RCEEG961()	868.	886.	1,017.	1,373.
	20"	102"	RCEEG1021()	956.	974.	1,119.	1,508.
	20"	108"	RCEEG1081()	1,050.	1,071.	1,231.	1,661.
	24"	60"	RCEEG602()	761.	777.	890.	1,202.
	24"	66"	RCEEG662()	784.	800.	921.	1,243.
	24"	72"	RCEEG722()	818.	835.	963.	1,302.
	24"	78"	RCEEG782()	858.	876.	1,011.	1,362.
	24"	84"	RCEEG842()	893.	911.	1,048.	1,415.
	24"	90"	RCEEG902()	933.	952.	1,094.	1,476.
	24"	96"	RCEEG962()	968.	988.	1,138.	1,536.
	24"	102"	RCEEG1022()	1,066.	1,088.	1,252.	1,689.
	24"	108"	RCEEG1082()	1,172.	1,196.	1,377.	1,858.
Credenza tops, 1 1/4" thick 	20"	60"	RCA601()	718.	732.	842.	1,140.
	20"	66"	RCA661()	740.	755.	869.	1,173.
	20"	72"	RCA721()	779.	795.	911.	1,231.
	20"	78"	RCA781()	786.	802.	926.	1,250.
	20"	84"	RCA841()	841.	859.	985.	1,328.
	20"	90"	RCA901()	875.	892.	1,023.	1,384.
	20"	96"	RCA961()	908.	926.	1,063.	1,433.
	20"	102"	RCA1021()	998.	1,018.	1,170.	1,578.
	20"	108"	RCA1081()	1,097.	1,119.	1,286.	1,734.
	24"	60"	RCA602()	796.	811.	930.	1,255.
	24"	66"	RCA662()	820.	836.	964.	1,300.
	24"	72"	RCA722()	856.	873.	1,007.	1,360.
	24"	78"	RCA782()	896.	914.	1,058.	1,424.
	24"	84"	RCA842()	935.	954.	1,096.	1,479.
	24"	90"	RCA902()	976.	995.	1,143.	1,542.
	24"	96"	RCA962()	1,013.	1,034.	1,190.	1,605.
	24"	102"	RCA1022()	1,114.	1,137.	1,308.	1,766.
	24"	108"	RCA1082()	1,225.	1,250.	1,439.	1,943.

Order Code	Specification Information	Application Notes
Example: RCEEG601	<i>To order please specify pattern number including:</i> 1. Top finish L, V1, V2, V3	These tops will always come with a cut out (notch) at the back of top. Edge grommet: 35mm deep, 6" in from back corner. No other grommet option. Product on this page will accept woodgrain laminate where laminate is currently an option.
R Reff		
C Credenza Top		
E 1"		
A = 1 1/4" top		
EG Edge Grommet		
60 Width		
1 20" deep 2 = 24" deep	1" Credenza tops are recommended to work with the Task Panel application. The 1 1/4" thick tops are recommended to be used with Hutches. These tops are recommended to be used with Hutches. Credenza tops are intended to be supported by full lower storage. Credenza tops are drilled to accept pedestals. Credenza tops are predrilled with pilot holes for use with wood screws.	
V316 Finish		

Worksurface Credenza

1 1/2" with edge grommet

description	d	w	pattern no.	L	M/V1	V2	V3
Credenza tops, 1 1/2" thick 	20"	60"	RCD601()	\$755.	\$771.	\$887.	\$1,200.
	20"	66"	RCD661()	779.	795.	915.	1,234.
	20"	72"	RCD721()	820.	834.	959.	1,296.
	20"	78"	RCD781()	828.	844.	974.	1,316.
	20"	84"	RCD841()	886.	904.	1,037.	1,398.
	20"	90"	RCD901()	920.	939.	1,077.	1,457.
	20"	96"	RCD961()	956.	974.	1,119.	1,508.
	20"	102"	RCD1021()	1,050.	1,071.	1,231.	1,661.
	20"	108"	RCD1081()	1,155.	1,178.	1,354.	1,825.
	24"	60"	RCD602()	837.	854.	979.	1,322.
	24"	66"	RCD662()	862.	880.	1,015.	1,369.
	24"	72"	RCD722()	901.	918.	1,060.	1,432.
	24"	78"	RCD782()	943.	962.	1,113.	1,499.
	24"	84"	RCD842()	984.	1,004.	1,153.	1,557.
	24"	90"	RCD902()	1,026.	1,047.	1,203.	1,623.
	24"	96"	RCD962()	1,066.	1,088.	1,252.	1,689.
	24"	102"	RCD1022()	1,172.	1,196.	1,377.	1,858.
	24"	108"	RCD1082()	1,290.	1,316.	1,515.	2,045.

Order Code

Example: RCD601	
R	Reff
C	Credenza
D	1 1/2" top
60	Width
1	20" 2 = 24" deep
V316	Finish

Specification Information

To order please specify pattern number including:
1. Finish
L, V1, V2, V3

Application Notes

These tops will always come with a cut out (notch) at the back of top.

Edge grommet: 35mm deep, 6" in from back corner.

No other grommet options.

Product on this page will accept woodgrain laminate where laminate is currently an option.

These tops are recommended to be used with Hutches.

Credenza tops are intended to be supported by full lower storage.

Credenza tops are drilled to accept pedestals.

Credenza tops are predrilled with pilot holes for use with wood screws.

Peninsula 1 1/2"

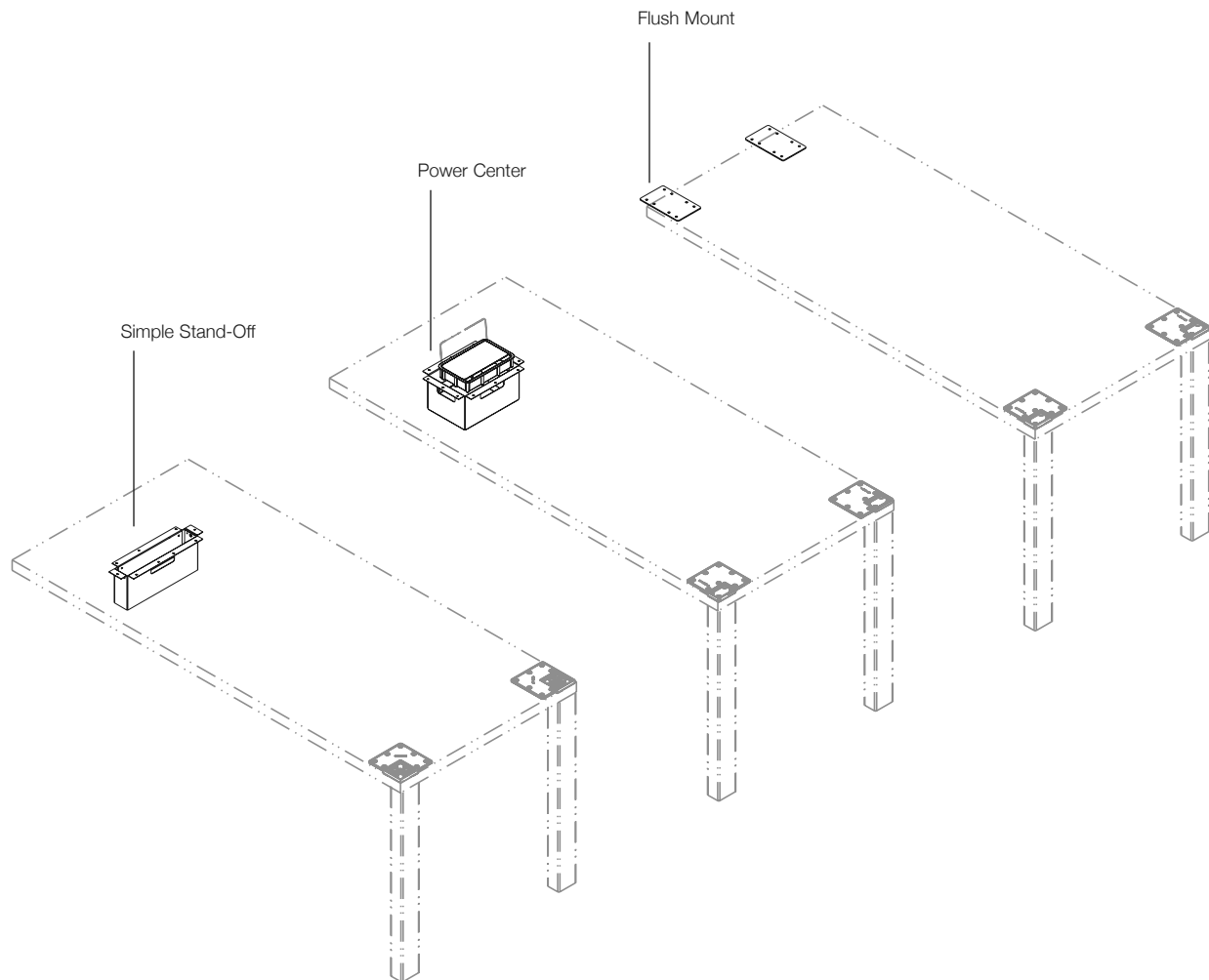
Planning Guidelines and Specifications

Peninsulas

Peninsulas for Reff Profiles are a central element in private office planning. Peninsulas are available in two styles; flush mounted and over-sailing. The flush mounted style is intended to connect tops which use full height pedestals for support, creating a flush transition

between the peninsula and the adjoining top. The over-sailing style of peninsula is designed to overlap low storage made up of 3/4 height cabinets with 1" credenza tops or Progressive low credenzas by using a stand-off to support the peninsula top and create a space between the top and the low storage element.

See diagrams below and page following for descriptions. Peninsulas are offered as complete assemblies including worksurface, leg(s), credenza support, and grommet options.



Peninsula 1 1/2"

Planning Guidelines and Specifications

Specification Options

Peninsulas are available with a variety of worksurface shapes including rectilinear, asymmetrical and symmetrical bullet, P, 9 and D shapes.

Peninsula tops are available in any Reff Profiles core laminate or veneer finish; see Reff Profiles finish options pages for further information.

Laminate tops are offered with color-matched edges or wood veneer edges as a mixed finish option. Edge material for veneer tops is wood.

Flush mounted peninsulas, previous page below right, come with Flush Mounting kit including two flush plates and connection hardware.

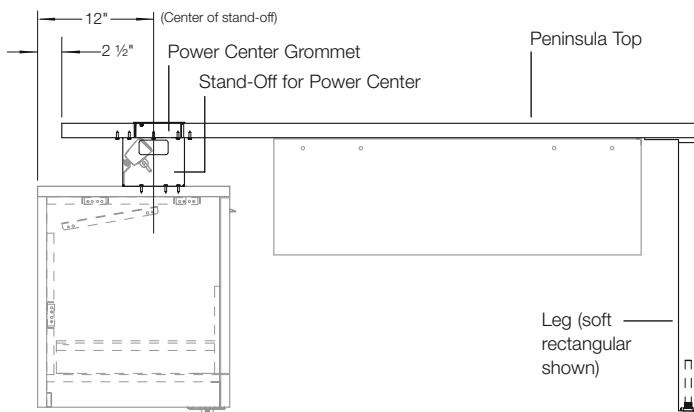
Over-sailing peninsulas are offered with two stand-off options; Power Center, previous page middle, and Simple stand-off, previous page left.

Electrical components are not supplied with peninsulas but are orderable separately. Refer to Planning Guidelines for Accessories.

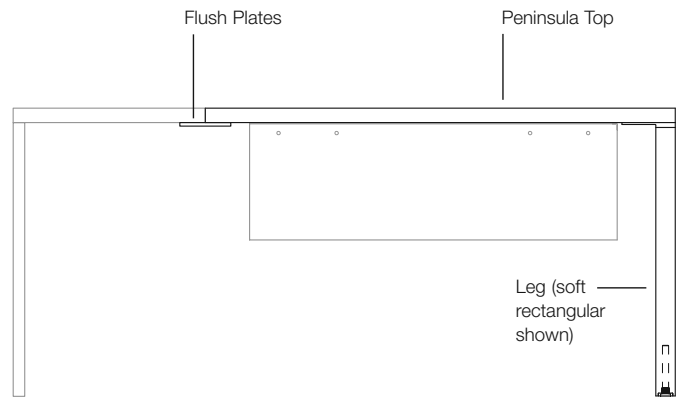
The Power Center kit is supplied with power center grommet, stand-off, round cable grommet and connection hardware.

When specified with a Power Center, the peninsula top is pre-drilled to accept the Power Center grommet. The Power Center stand-off is field installed to the peninsula top and lower storage. Refer to PN #6TP00081 for Power Center Stand-Off installation instructions.

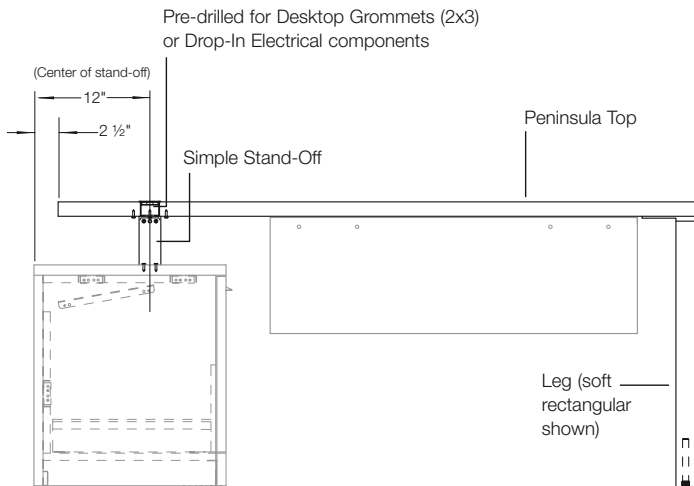
In the recommended mounting location, the peninsula top will be 2 1/2" from the wall or the back edge of the 1" credenza top (over 3/4 height pedestals). Refer to elevation diagrams below for details.



Over-Sailing Style
Peninsula with Power Center



Flush Mounted Style
Peninsula with Flush Mount



Over-Sailing Style
Peninsula with Simple Stand-Off

Peninsula 1 1/2"

Planning Guidelines and Specifications

The Simple Stand-Off kit is supplied with a simple stand-off, stand-off mount, round cable grommet and connection hardware. When specified, the peninsula top is pre-drilled to accept the 2 x 3 grommet or drop-in electrical components. Refer to Planning Guideline for Accessories. The Simple Stand-Off is field installed to the peninsula top and lower storage. Refer to PN #6TP00081 for Power Center Stand-Off installation instructions.

Power center and 2 x 3 grommets are offered in two plated finishes; Polished Chrome (PD) and Satin Nickel (PU) and all core paint finishes.

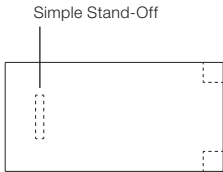

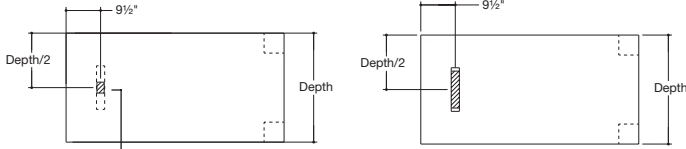
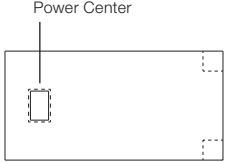
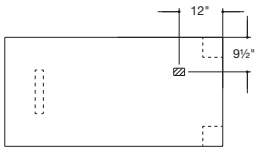
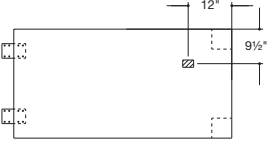
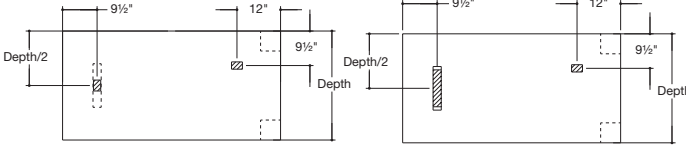
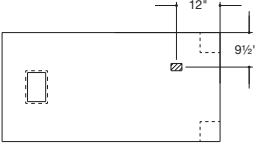
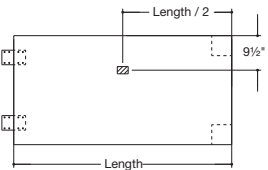
Stand-Off's are offered in all Reff Profiles core paint finishes.

Rectilinear Tops Right Hand Shown

Simple Stand-Off

Power Center

Flush Mount

 <p>Simple Stand-Off</p> <p>N</p>		 <p>Flush Plates</p> <p>N</p>
 <p>Depth/2</p> <p>9 1/2"</p> <p>Depth</p> <p>Grommet</p> <p>S</p> <p>SD</p>	 <p>Power Center</p> <p>P</p> <p>Leg</p>	
 <p>12"</p> <p>9 1/2"</p> <p>E</p>		 <p>12"</p> <p>9 1/2"</p> <p>E</p>
 <p>9 1/2"</p> <p>12"</p> <p>9 1/2"</p> <p>Depth/2</p> <p>Depth</p> <p>SE</p> <p>SD (L/R)</p>	 <p>12"</p> <p>9 1/2"</p> <p>PE</p>	 <p>Length / 2</p> <p>9 1/2"</p> <p>Length</p> <p>M</p>

Peninsula 1 1/2"

Planning Guidelines and Specifications

Leg options for Peninsulas include L-leg, reverse L-leg, soft rectangular leg, open frame leg and cylindrical column leg. L, reverse L, soft rectangular and open frame legs are offered with anodized finishes: Polished (AP) and Satin (AU).

Cylindrical column leg is offered with plated finishes: Polished Chrome (PD) and Satin Nickel (PU).

All legs are available in all Reff Profiles core paint finishes.

Rectilinear peninsula tops are offered with L, reverse L, soft rectangular, and open frame leg options. All other peninsula tops are offered with cylindrical column leg.

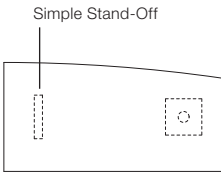
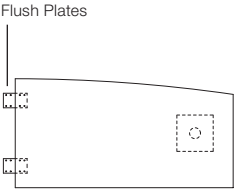
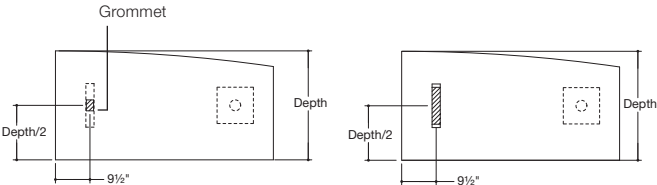
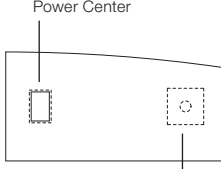
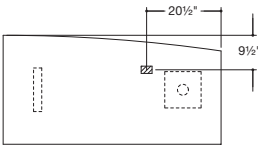
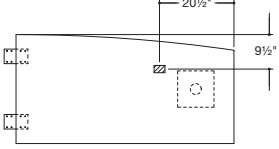
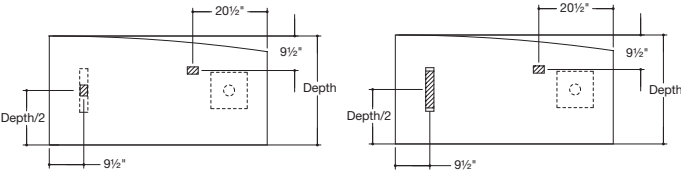
Refer to figures on previous page and following for grommet locations and order codes.

Asymmetrical Bullet Tops Right Hand Shown

Simple Stand-Off

Power Center

Flush Mount

 <p>Simple Stand-Off</p> <p>N</p>		 <p>Flush Plates</p> <p>N</p>
 <p>Grommet</p> <p>Depth/2</p> <p>9 1/2"</p> <p>Depth</p> <p>S</p> <p>SD</p>	 <p>Power Center</p> <p>Leg</p> <p>P</p>	
 <p>20 1/2"</p> <p>9 1/2"</p> <p>E</p>		 <p>20 1/2"</p> <p>9 1/2"</p> <p>E</p>
 <p>20 1/2"</p> <p>9 1/2"</p> <p>Depth</p> <p>Depth/2</p> <p>9 1/2"</p> <p>SE</p> <p>SD (L/R)</p>		

Peninsula 1 1/2"

Planning Guidelines and Specifications

Construction

Reff Profiles peninsula tops are nominal 1 1/2" thick, consisting of 1 7/16" thick substrate with a laminate or veneer surface finish.

Laminate tops have a laminate top surface with an FSC-certified particle board core and a neutral tone backer sheet for balanced construction. Edges can match the top or are available in a selection

of veneers. Matching edges are in 2.0mm ABS with 2.0mm radius top and bottom edges. End edges overlap the front and back edges with the outside corners minimally radiused.

Edges on veneer tops are 2.4mm thick wood with 2.4mm radius top and bottom edges. Ends overlap front and back edges

with 2.4mm radius on outside corners.

All tops are supplied with pilot holes for hardware inserts for attachment of specified leg options.

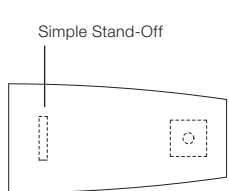
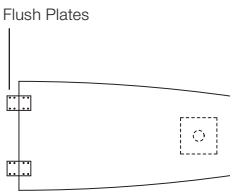
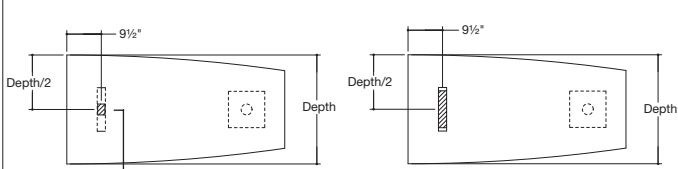
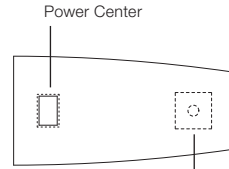
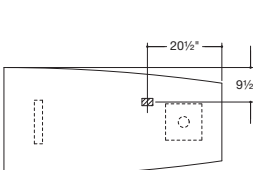
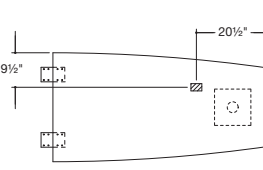
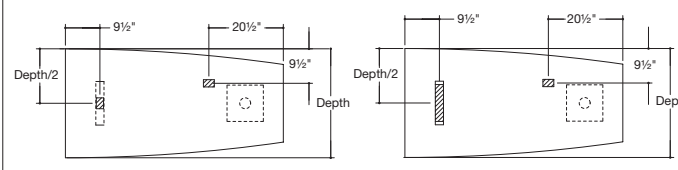
Legs are shipped separately, fully assembled with connection hardware included.

Symmetrical Bullet Tops Right Hand Shown

Simple Stand-Off

Power Center

Flush Mount

 <p>Simple Stand-Off</p> <p>N</p>		 <p>Flush Plates</p> <p>N</p>
 <p>S</p> <p>SD</p>	 <p>Power Center</p> <p>P</p> <p>Leg</p>	
 <p>E</p>		 <p>E</p>
 <p>SE</p> <p>SD (L/R)</p>		

Peninsula 1 1/2"

Planning Guidelines and Specifications

Planning Notes

1. Partial height modesty is available, sold separately and field installed.
2. J-wire manager is available, sold separately and field installed.
3. Peninsula tops require additional stiffening for spans greater than 54".
4. Peninsula top is right handed when the leg is on the right hand side (from the users perspective) and vice versa.
5. Power center electrical components are not included with the Peninsula and are ordered separately.

P and 9 Tops

Flush Mount Options:

P-Shaped

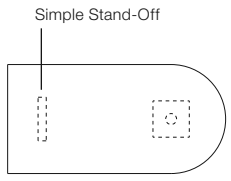
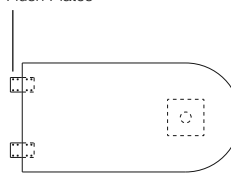
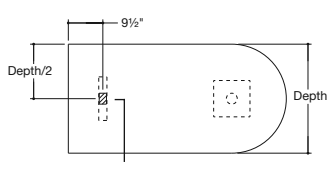
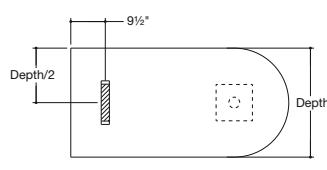
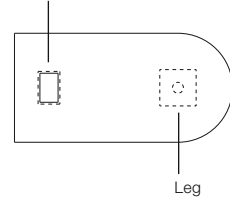
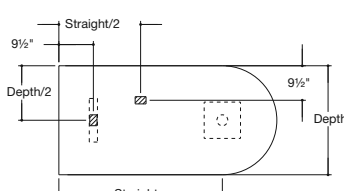
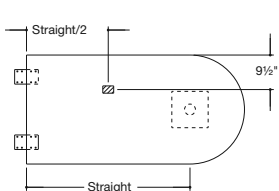
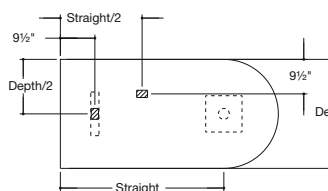
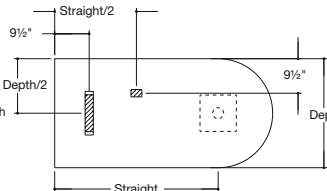
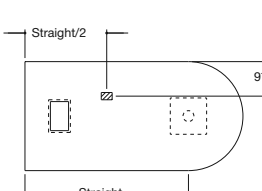
9-Shaped

<p>No Grommet</p>		
<p>Single Grommet</p>		
<p>Double Grommet</p>		

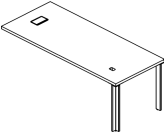
Peninsula 1 1/2"

Planning Guidelines and Specifications

D-Tops Right Hand Shown

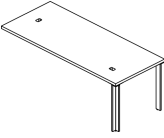
Simple Stand-Off	Power Center	Flush Mount
<p>Simple Stand-Off</p>  <p>N</p>		<p>Flush Plates</p>  <p>N</p>
 <p>S</p>  <p>SD</p>	<p>Power Center</p>  <p>P</p> <p>Leg</p>	
 <p>M</p>		 <p>M</p>
 <p>SM</p>  <p>SDR</p>	 <p>PM</p>	

Peninsula 1 1/2"
 Worksurface with L-leg
 Stand-Off with Power Center, Rectilinear top

description	d	w	th	pattern no.	L	M/V1	V2	V3
 Peninsula Rectilinear Top <i>Left hand shown</i>	20"	60"	1 1/2"	RPTDLPC(L/R)6020() () () ()	\$1,239.	\$1,399.	\$1,573.	\$1,846.
	20"	66"	1 1/2"	RPTDLPC(L/R)6620() () () ()	1,250.	1,418.	1,596.	1,893.
	20"	72"	1 1/2"	RPTDLPC(L/R)7220() () () ()	1,261.	1,448.	1,630.	1,951.
	20"	78"	1 1/2"	RPTDLPC(L/R)7820() () () ()	1,272.	1,466.	1,653.	1,998.
	20"	84"	1 1/2"	RPTDLPC(L/R)8420() () () ()	1,284.	1,486.	1,676.	2,042.
	24"	60"	1 1/2"	RPTDLPC(L/R)6024() () () ()	1,255.	1,417.	1,596.	1,905.
	24"	66"	1 1/2"	RPTDLPC(L/R)6624() () () ()	1,268.	1,472.	1,660.	1,995.
	24"	72"	1 1/2"	RPTDLPC(L/R)7224() () () ()	1,311.	1,493.	1,686.	2,048.
	24"	78"	1 1/2"	RPTDLPC(L/R)7824() () () ()	1,324.	1,525.	1,724.	2,114.
	24"	84"	1 1/2"	RPTDLPC(L/R)8424() () () ()	1,336.	1,547.	1,750.	2,166.
	30"	60"	1 1/2"	RPTDLPC(L/R)6030() () () ()	1,377.	1,507.	1,704.	2,068.
	30"	66"	1 1/2"	RPTDLPC(L/R)6630() () () ()	1,393.	1,533.	1,736.	2,131.
	30"	72"	1 1/2"	RPTDLPC(L/R)7230() () () ()	1,408.	1,569.	1,780.	2,207.
	30"	78"	1 1/2"	RPTDLPC(L/R)7830() () () ()	1,444.	1,596.	1,813.	2,270.
	30"	84"	1 1/2"	RPTDLPC(L/R)8430() () () ()	1,460.	1,631.	1,855.	2,344.
	36"	60"	1 1/2"	RPTDLPC(L/R)6036() () () ()	1,359.	1,564.	1,774.	2,192.
	36"	66"	1 1/2"	RPTDLPC(L/R)6636() () () ()	1,424.	1,595.	1,813.	2,268.
	36"	72"	1 1/2"	RPTDLPC(L/R)7236() () () ()	1,442.	1,635.	1,861.	2,351.
	36"	78"	1 1/2"	RPTDLPC(L/R)7836() () () ()	1,460.	1,666.	1,827.	2,333.
	36"	84"	1 1/2"	RPTDLPC(L/R)8436() () () ()	1,479.	1,696.	1,937.	2,499.

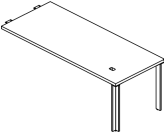
Order Code	Specification Information	Application Notes
Example: RPTDLPC(L/R)6030() () () ()	<i>To order please specify pattern number including:</i>	It is not advisable to mix 28 3/8" desk height product with 26 1/2" standard height products.
R Reff	1. Left or Right hand	Products on this page work with 28 3/8" height planning.
PT Peninsula	2. Grommet option P=Power Center, PE= Power center grommet	
D 1 1/2"	3. Grommet option Painted or plated	Products on this page will accept woodgrain laminate where laminate is currently an option.
L L-leg	4. Worksurface finish L, V1, V2, V3	
PC Power Center	5. Leg finish Painted or Anodized	Worksurface stiffeners, recommended to provide additional support for open spans greater than 48" w.
L Left hand/ Right hand	6. Stand-off finish Painted	
60 Width	Upcharges apply to legs with P2, P3 and P4 finishes.	Peninsula worksurfaces with power center do not come with Electrical Components. For electrical components please refer to page 340. Modesty sold separately and can be field installed. Wire chase sold separately. Refer to grommet page for location option. From users perspective, if the leg is on the right side, the peninsula is classified a "Right Hand" peninsula.
30 Depth	Additional upcharges;	
P Grommet option	Leg Finish Add	
115 Grommet Finish	P2 \$50	
114 Worksurface Finish	P3 \$80	
115 Leg Finish	P4 \$200	
115 Stand-Off Finish		

Peninsula 1 1/2"
 Worksurface with L-leg
 Simple Stand-Off, Rectilinear top

description	d	w	th	pattern no.	L	M/V1	V2	V3
 Left hand shown	20"	60"	1 1/2"	RPTDLST(L/R)6020() () () ()	\$1,102.	\$1,222.	\$1,377.	\$1,650.
	20"	66"	1 1/2"	RPTDLST(L/R)6620() () () ()	1,113.	1,240.	1,400.	1,697.
	20"	72"	1 1/2"	RPTDLST(L/R)7220() () () ()	1,124.	1,270.	1,436.	1,756.
	20"	78"	1 1/2"	RPTDLST(L/R)7820() () () ()	1,135.	1,289.	1,459.	1,803.
	20"	84"	1 1/2"	RPTDLST(L/R)8420() () () ()	1,146.	1,308.	1,482.	1,848.
	24"	60"	1 1/2"	RPTDLST(L/R)6024() () () ()	1,119.	1,272.	1,437.	1,746.
	24"	66"	1 1/2"	RPTDLST(L/R)6624() () () ()	1,131.	1,294.	1,464.	1,801.
	24"	72"	1 1/2"	RPTDLST(L/R)7224() () () ()	1,175.	1,316.	1,491.	1,852.
	24"	78"	1 1/2"	RPTDLST(L/R)7824() () () ()	1,187.	1,348.	1,528.	1,918.
	24"	84"	1 1/2"	RPTDLST(L/R)8424() () () ()	1,200.	1,369.	1,555.	1,970.
	30"	60"	1 1/2"	RPTDLST(L/R)6030() () () ()	1,241.	1,330.	1,508.	1,872.
	30"	66"	1 1/2"	RPTDLST(L/R)6630() () () ()	1,256.	1,355.	1,540.	1,936.
	30"	72"	1 1/2"	RPTDLST(L/R)7230() () () ()	1,271.	1,392.	1,584.	2,011.
	30"	78"	1 1/2"	RPTDLST(L/R)7830() () () ()	1,308.	1,419.	1,617.	2,076.
	30"	84"	1 1/2"	RPTDLST(L/R)8430() () () ()	1,323.	1,454.	1,660.	2,149.
	36"	60"	1 1/2"	RPTDLST(L/R)6036() () () ()	1,223.	1,387.	1,580.	1,997.
	36"	66"	1 1/2"	RPTDLST(L/R)6636() () () ()	1,288.	1,418.	1,618.	2,072.
	36"	72"	1 1/2"	RPTDLST(L/R)7236() () () ()	1,306.	1,457.	1,667.	2,156.
	36"	78"	1 1/2"	RPTDLST(L/R)7836() () () ()	1,324.	1,488.	1,705.	2,231.
	36"	84"	1 1/2"	RPTDLST(L/R)8436() () () ()	1,342.	1,518.	1,742.	2,305.

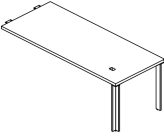
Order Code	Specification Information	Application Notes
Example: RPTDLST(L/R)6030() () () ()	<i>To order please specify pattern number including:</i>	It is not advisable to mix 28 3/8" desk height product with 26 1/2" standard height products.
R Reff	1. Left or Right hand	Peninsula worksurfaces with power center do not come with Electrical Components.
PT Peninsula	2. Grommet option	Products on this page work with 28 3/8" height planning.
D 1 1/2"	S=Stand-off	For electrical components please refer to page 340.
L L-Leg	N=No grommet	Products on this page will accept woodgrain laminate where laminate is currently an option.
ST Stand-Off	E=End grommet	Modesty sold separately and can be field installed.
L Left hand/ Right hand	SE=Stand-off grommet with end grommet	Wire chase sold separately.
60 Width	SD=Stand-off with drop in box	Refer to grommet page for location option.
30 Depth	SDR=Right hand stand-off with drop in box	From users perspective, if the leg is on the right side, the peninsula is classified a "Right Hand" peninsula.
E Grommet Type	SDL=Left hand stand-off with drop in box	
115 Grommet Finish	Note: SD, SDR and SDL are only factory cutout, no grommet option is necessary. Also electric must be ordered separately for these 3 options.	Upcharges apply to legs with P2, P3 and P4 finishes. Additional upcharges:
114 Worksurface Finish		Leg Finish Add
115 Leg Finish		P2 \$50
115 Stand-Off Finish		P3 \$80
		P4 \$200
	3. Grommet option	
	Painted or plated	
	4. Worksurface finish	
	L, V1, V2, V3	
	5. Leg finish	
	Painted or Anodized	
	6. Stand-off finish	
	Painted	

Peninsula 1 1/2"
 Worksurface with L-leg
 Flush Mount Attachment, Rectilinear top

description	d	w	th	pattern no.	L	M/V1	V2	V3
 Peninsula Rectilinear Top Left hand shown	20"	36"	1 1/2"	RPTDLFM(L/R)3620() () () ()	\$831.	\$924.	\$1,042.	\$1,220.
	20"	42"	1 1/2"	RPTDLFM(L/R)4220() () () ()	846.	949.	1,071.	1,266.
	20"	48"	1 1/2"	RPTDLFM(L/R)4820() () () ()	904.	983.	111.	1,338.
	20"	54"	1 1/2"	RPTDLFM(L/R)5420() () () ()	950.	1,002.	1,134.	1,385.
	20"	60"	1 1/2"	RPTDLFM(L/R)6020() () () ()	996.	1,095.	1,239.	1,511.
	20"	66"	1 1/2"	RPTDLFM(L/R)6620() () () ()	1,007.	1,114.	1,262.	1,558.
	20"	72"	1 1/2"	RPTDLFM(L/R)7220() () () ()	1,018.	1,143.	1,296.	1,617.
	20"	78"	1 1/2"	RPTDLFM(L/R)7820() () () ()	1,029.	1,162.	1,319.	1,663.
	20"	84"	1 1/2"	RPTDLFM(L/R)8420() () () ()	1,040.	1,182.	1,342.	1,708.
	24"	36"	1 1/2"	RPTDLFM(L/R)3624() () () ()	845.	959.	1,081.	1,285.
	24"	42"	1 1/2"	RPTDLFM(L/R)4224() () () ()	868.	985.	1,113.	1,342.
	24"	48"	1 1/2"	RPTDLFM(L/R)4824() () () ()	932.	1,017.	1,151.	1,406.
	24"	54"	1 1/2"	RPTDLFM(L/R)5424() () () ()	958.	1,040.	1,179.	1,462.
	24"	60"	1 1/2"	RPTDLFM(L/R)6024() () () ()	1,013.	1,145.	1,298.	1,606.
	24"	66"	1 1/2"	RPTDLFM(L/R)6624() () () ()	1,025.	1,168.	1,324.	1,661.
	24"	72"	1 1/2"	RPTDLFM(L/R)7224() () () ()	1,068.	1,189.	1,351.	1,714.
	24"	78"	1 1/2"	RPTDLFM(L/R)7824() () () ()	1,081.	1,221.	1,389.	1,779.
	24"	84"	1 1/2"	RPTDLFM(L/R)8424() () () ()	1,094.	1,243.	1,416.	1,832.

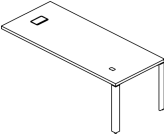
Order Code	Specification Information	Application Notes
Example: RPTDLFM(L/R)3620() () () ()	<i>To order please specify pattern number including:</i>	It is not advisable to mix 28 3/8" h desk height product with 26 1/2" h standard height products.
R Reff	1. Left or Right hand	Peninsula worksurfaces with power center do not come with Electrical Components.
PT Peninsula	2. Grommet option E=End, N=No grommet, M=Middle grommet	Products on this page work with 28 3/8" height planning.
D 1 1/2"	3. Grommet finish Painted or plated	Products on this page will accept woodgrain laminate where laminate is currently an option.
IL L-leg	4. Worksurface finish L, V1, V2, V3	Modesty sold separately and can be field installed.
FM Flush Mount Attachment Plate	5. Leg finish Painted or Anodized	Wire chase sold separately.
L Left hand/ Right hand	Upcharges apply to legs with P2, P3 and P4 finishes.	Refer to grommet page for location option.
36 Width	Additional upcharges;	From users perspective, if the leg is on the right side, the peninsula is classified a "Right Hand" peninsula.
20 Depth	Leg Finish Add	
M Grommet Option	P2 \$50	
115 Grommet Finish	P3 \$80	
114 Worksurface Finish	P4 \$200	
115 Leg Finish		

Peninsula 1 1/2"
 Worksurface with L-leg
 Flush Mount Attachment, Rectilinear top

description	d	w	th	pattern no.	L	M/V1	V2	V3
 Peninsula Rectilinear Top Left hand shown	30"	36"	1 1/2"	RPTDLFM(L/R)3630() () () ()	\$885.	\$994.	\$1,124.	\$1,363.
	30"	42"	1 1/2"	RPTDLFM(L/R)4230() () () ()	901.	1,021.	1,157.	1,428.
	30"	48"	1 1/2"	RPTDLFM(L/R)4830() () () ()	963.	1,108.	1,257.	1,559.
	30"	54"	1 1/2"	RPTDLFM(L/R)5430() () () ()	1,005.	1,134.	1,289.	1,623.
	30"	60"	1 1/2"	RPTDLFM(L/R)6030() () () ()	1,135.	1,203.	1,370.	1,734.
	30"	66"	1 1/2"	RPTDLFM(L/R)6630() () () ()	1,150.	1,229.	1,401.	1,796.
	30"	72"	1 1/2"	RPTDLFM(L/R)7230() () () ()	1,165.	1,265.	1,444.	1,871.
	30"	78"	1 1/2"	RPTDLFM(L/R)7830() () () ()	1,202.	1,292.	1,478.	1,936.
	30"	84"	1 1/2"	RPTDLFM(L/R)8430() () () ()	1,217.	1,327.	1,520.	2,010.
	36"	36"	1 1/2"	RPTDLFM(L/R)3636() () () ()	922.	1,024.	1,162.	1,436.
	36"	42"	1 1/2"	RPTDLFM(L/R)4236() () () ()	942.	1,066.	1,212.	1,524.
	36"	48"	1 1/2"	RPTDLFM(L/R)4836() () () ()	1,002.	1,157.	1,317.	1,662.
	36"	54"	1 1/2"	RPTDLFM(L/R)5436() () () ()	1,043.	1,187.	1,355.	1,738.
	36"	60"	1 1/2"	RPTDLFM(L/R)6036() () () ()	1,117.	1,260.	1,440.	1,858.
	36"	66"	1 1/2"	RPTDLFM(L/R)6636() () () ()	1,182.	1,291.	1,478.	1,933.
	36"	72"	1 1/2"	RPTDLFM(L/R)7236() () () ()	1,200.	1,331.	1,527.	2,016.
	36"	78"	1 1/2"	RPTDLFM(L/R)7836() () () ()	1,218.	1,362.	1,565.	2,092.
	36"	84"	1 1/2"	RPTDLFM(L/R)8436() () () ()	1,236.	1,392.	1,603.	2,165.

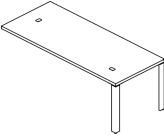
Order Code	Specification Information	Application Notes
Example: RPTDLFM(L/R)3620() () () ()	<i>To order please specify pattern number including:</i>	It is not advisable to mix 28 3/8" h desk height product with 26 1/2" h standard height products.
R Reff	1. Left or Right hand	Products on this page work with 28 3/8" height planning.
PT Peninsula	2. Grommet option E=End, N=No grommet, M=Middle grommet	Products on this page will accept woodgrain laminate where laminate is currently an option.
D 1 1/2"	3. Grommet finish Painted or plated	Worksurface stiffeners, recommended to provide additional support for open spans greater than 48" w.
IL L-leg	4. Worksurface finish L, V1, V2, V3	Peninsula worksurfaces with power center do not come with Electrical Components.
FM Flush Mount Attachment Plate	5. Leg finish Painted or Anodized	For electrical components please refer to page 340.
L Left hand/ Right hand	Upcharges apply to legs with P2, P3 and P4 finishes.	Modesty sold separately and can be field installed.
36 Width	Additional upcharges;	Wire chase sold separately.
20 Depth	Leg Finish Add	Refer to grommet page for location option.
M Grommet Option	P2 \$50	From users perspective, if the leg is on the right side, the peninsula is classified a "Right Hand" peninsula.
115 Grommet Finish	P3 \$80	
114 Worksurface Finish	P4 \$200	
115 Leg Finish		

*Worksurface with Reverse L-leg
Stand Off with Power Center, Rectilinear top*

description	d	w	th	pattern no.	L	M/V1	V2	V3
 <p>Left hand shown</p>	20"	60"	1 1/2"	RPTDRPC(L/R)6020() () () ()	\$1,239.	\$1,399.	\$1,573.	\$1,846.
	20"	66"	1 1/2"	RPTDRPC(L/R)6620() () () ()	1,250.	1,418.	1,596.	1,893.
	20"	72"	1 1/2"	RPTDRPC(L/R)7220() () () ()	1,261.	1,448.	1,630.	1,951.
	20"	78"	1 1/2"	RPTDRPC(L/R)7820() () () ()	1,272.	1,466.	1,653.	1,998.
	20"	84"	1 1/2"	RPTDRPC(L/R)8420() () () ()	1,284.	1,486.	1,676.	2,042.
	24"	60"	1 1/2"	RPTDRPC(L/R)6024() () () ()	1,255.	1,417.	1,596.	1,905.
	24"	66"	1 1/2"	RPTDRPC(L/R)6624() () () ()	1,268.	1,472.	1,660.	1,995.
	24"	72"	1 1/2"	RPTDRPC(L/R)7224() () () ()	1,311.	1,493.	1,686.	2,048.
	24"	78"	1 1/2"	RPTDRPC(L/R)7824() () () ()	1,324.	1,525.	1,724.	2,114.
	24"	84"	1 1/2"	RPTDRPC(L/R)8424() () () ()	1,336.	1,547.	1,750.	2,166.
	30"	60"	1 1/2"	RPTDRPC(L/R)6030() () () ()	1,377.	1,507.	1,704.	2,068.
	30"	66"	1 1/2"	RPTDRPC(L/R)6630() () () ()	1,393.	1,533.	1,736.	2,131.
	30"	72"	1 1/2"	RPTDRPC(L/R)7230() () () ()	1,408.	1,569.	1,780.	2,207.
	30"	78"	1 1/2"	RPTDRPC(L/R)7830() () () ()	1,444.	1,596.	1,813.	2,270.
	30"	84"	1 1/2"	RPTDRPC(L/R)8430() () () ()	1,460.	1,631.	1,855.	2,344.
	36"	60"	1 1/2"	RPTDRPC(L/R)6036() () () ()	1,359.	1,564.	1,774.	2,192.
	36"	66"	1 1/2"	RPTDRPC(L/R)6636() () () ()	1,424.	1,595.	1,813.	2,268.
	36"	72"	1 1/2"	RPTDRPC(L/R)7236() () () ()	1,442.	1,635.	1,861.	2,351.
	36"	78"	1 1/2"	RPTDRPC(L/R)7836() () () ()	1,460.	1,666.	1,827.	2,333.
	36"	84"	1 1/2"	RPTDRPC(L/R)8436() () () ()	1,479.	1,696.	1,937.	2,499.

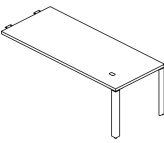
Order Code	Specification Information	Application Notes
Example: RPTDRPC(L/R)6030() () () ()	<i>To order please specify pattern number including:</i>	It is not advisable to mix 28 3/8" desk height product with 26 1/2" standard height products.
R Reff	1. Left or Right hand	Products on this page work with 28 3/8" height planning.
PT Peninsula	2. Grommet option P=Power Center, PE=Power center plus end grommet	
D 1 1/2"	3. Grommet finish Painted or plated	Products on this page will accept woodgrain laminate where laminate is currently an option.
R Reverse L-leg	4. Worksurface finish L, V1, V2, V3	
PC Power Center	5. Leg finish Painted or Anodized	Worksurface stiffeners, recommended to provide additional support for open spans greater than 48" w.
L Left hand/ Right hand	6. Stand-off finish Painted	
30 Depth	Upcharges apply to legs with P2, P3 and P4 finishes.	Peninsula worksurfaces with power center do not come with Electrical Components. For electrical components please refer to page 340. Modesty sold separately and can be field installed. Wire chase sold separately. Refer to grommet page for location option. From users perspective, if the leg is on the right side, the peninsula is classified a "Right Hand" peninsula.
40 Width	Additional upcharges;	
P Grommet Option	Leg Finish Add	
115 Grommet Finish	P2 \$50	
114 Worksurface Finish	P3 \$80	
115 Leg Finish	P4 \$200	
115 Stand-off finish		

Peninsula 1 1/2"
 Worksurface with Reverse L-leg
 Simple Stand Off, Rectilinear top

description	d	w	th	pattern no.	L	M/V1	V2	V3
 Peninsula Rectilinear Top Left hand shown	20"	60"	1 1/2"	RPTDRST(L/R)6020()()()	\$1,102.	\$1,222.	\$1,377.	\$1,650.
	20"	66"	1 1/2"	RPTDRST(L/R)6620()()()	1,113.	1,240.	1,400.	1,697.
	20"	72"	1 1/2"	RPTDRST(L/R)7220()()()	1,124.	1,270.	1,436.	1,756.
	20"	78"	1 1/2"	RPTDRST(L/R)7820()()()	1,135.	1,289.	1,459.	1,803.
	20"	84"	1 1/2"	RPTDRST(L/R)8420()()()	1,146.	1,308.	1,482.	1,848.
	24"	60"	1 1/2"	RPTDRST(L/R)6024()()()	1,119.	1,272.	1,437.	1,746.
	24"	66"	1 1/2"	RPTDRST(L/R)6624()()()	1,131.	1,294.	1,464.	1,801.
	24"	72"	1 1/2"	RPTDRST(L/R)7224()()()	1,175.	1,316.	1,491.	1,852.
	24"	78"	1 1/2"	RPTDRST(L/R)7824()()()	1,187.	1,348.	1,528.	1,918.
	24"	84"	1 1/2"	RPTDRST(L/R)8424()()()	1,200.	1,369.	1,555.	1,970.
	30"	60"	1 1/2"	RPTDRST(L/R)6030()()()	1,241.	1,330.	1,508.	1,872.
	30"	66"	1 1/2"	RPTDRST(L/R)6630()()()	1,256.	1,355.	1,540.	1,936.
	30"	72"	1 1/2"	RPTDRST(L/R)7230()()()	1,271.	1,392.	1,584.	2,011.
	30"	78"	1 1/2"	RPTDRST(L/R)7830()()()	1,308.	1,419.	1,617.	2,076.
	30"	84"	1 1/2"	RPTDRST(L/R)8430()()()	1,323.	1,454.	1,660.	2,149.
	36"	60"	1 1/2"	RPTDRST(L/R)6036()()()	1,223.	1,387.	1,580.	1,997.
	36"	66"	1 1/2"	RPTDRST(L/R)6636()()()	1,288.	1,418.	1,618.	2,072.
	36"	72"	1 1/2"	RPTDRST(L/R)7236()()()	1,306.	1,457.	1,667.	2,156.
	36"	78"	1 1/2"	RPTDRST(L/R)7836()()()	1,324.	1,488.	1,705.	2,231.
	36"	84"	1 1/2"	RPTDRST(L/R)8436()()()	1,342.	1,518.	1,742.	2,305.

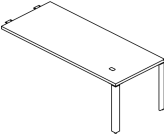
Order Code	Specification Information	Application Notes
Example: RPTDRST(L/R)6030()()()	To order please specify pattern number including:	It is not advisable to mix 28 3/8" desk height product with 26 1/2" standard height products.
R	1. Left or Right hand	Products on this page work with 28 3/8" height planning.
PT	2. Grommet option	
D	S=Stand-off	Products on this page will accept woodgrain laminate where laminate is currently an option.
R	N=No grommet	
ST	E=End grommet	Worksurface stiffeners, recommended to provide additional support for open spans greater than 48" w.
L	SE=Stand-off and end grommet	
60	SD=Stand-off with drop in box	Upcharges apply to legs with P2, P3 and P4 finishes. Additional upcharges:
30	SDR=Right hand stand-off with drop in box	
SE	Note: SD, SDR and SDL are only factory cutout, no grommet option is necessary. Also electric must be ordered separately for these 3 options.	Leg Finish Add
115		P2 \$50
114		P3 \$80
115		P4 \$200
115	3. Grommet finish	
	Painted or plated	
	4. Worksurface finish	
	L, V1, V2, V3	
	5. Leg finish	
	Painted or Anodized	
	6. Stand-off finish	
	Painted	
		Peninsula worksurfaces with power center do not come with Electrical Components.
		For electrical components please refer to page 340.
		Modesty sold separately and can be field installed.
		Wire chase sold separately.
		Refer to grommet page for location option.
		From users perspective, if the leg is on the right side, the peninsula is classified a "Right Hand" peninsula.

*Worksurface with Reverse L-leg
Flush Mount Attachment, Rectilinear top*

description	d	w	th	pattern no.	L	M/V1	V2	V3
 <p>Left hand shown</p>	20"	36"	1 1/2"	RPTDRFM(L/R)3620() () () ()	\$831.	\$924.	\$1,042.	\$1,220.
	20"	42"	1 1/2"	RPTDRFM(L/R)4220() () () ()	846.	949.	1,071.	1,266.
	20"	48"	1 1/2"	RPTDRFM(L/R)4820() () () ()	904.	983.	1,111.	1,338.
	20"	54"	1 1/2"	RPTDRFM(L/R)5420() () () ()	950.	1,002.	1,134.	1,385.
	20"	60"	1 1/2"	RPTDRFM(L/R)6020() () () ()	996.	1,095.	1,239.	1,511.
	20"	66"	1 1/2"	RPTDRFM(L/R)6620() () () ()	1,007.	1,114.	1,262.	1,558.
	20"	72"	1 1/2"	RPTDRFM(L/R)7220() () () ()	1,018.	1,143.	1,296.	1,617.
	20"	78"	1 1/2"	RPTDRFM(L/R)7820() () () ()	1,029.	1,162.	1,319.	1,663.
	20"	84"	1 1/2"	RPTDRFM(L/R)8420() () () ()	1,040.	1,182.	1,342.	1,708.
	24"	36"	1 1/2"	RPTDRFM(L/R)3624() () () ()	845.	959.	1,081.	1,285.
	24"	42"	1 1/2"	RPTDRFM(L/R)4224() () () ()	868.	985.	1,113.	1,342.
	24"	48"	1 1/2"	RPTDRFM(L/R)4824() () () ()	932.	1,017.	1,151.	1,406.
	24"	54"	1 1/2"	RPTDRFM(L/R)5424() () () ()	958.	1,040.	1,179.	1,462.
	24"	60"	1 1/2"	RPTDRFM(L/R)6024() () () ()	1,013.	1,145.	1,298.	1,606.
	24"	66"	1 1/2"	RPTDRFM(L/R)6624() () () ()	1,025.	1,168.	1,324.	1,661.
	24"	72"	1 1/2"	RPTDRFM(L/R)7224() () () ()	1,068.	1,189.	1,351.	1,714.
	24"	78"	1 1/2"	RPTDRFM(L/R)7824() () () ()	1,081.	1,221.	1,389.	1,779.
	24"	84"	1 1/2"	RPTDRFM(L/R)8424() () () ()	1,094.	1,243.	1,416.	1,832.

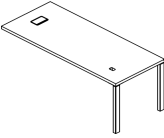
Order Code	Specification Information	Application Notes
Example: RPTDRFM(L/R)3620() () () ()	<i>To order please specify pattern number including:</i>	It is not advisable to mix 28 3/8" h desk height product with 26 1/2" h standard height products.
R Reff	1. Left or Right hand	Products on this page work with 28 3/8" height planning.
PT Peninsula	2. Grommet option E=End, N=No grommet, M=Mid. grommet	Products on this page will accept woodgrain laminate where laminate is currently an option.
D 1 1/2"	3. Grommet finish Painted or plated	Worksurface stiffeners, recommended to provide additional support for open spans greater than 48" w.
R Reverse L-leg	4. Worksurface finish L, V1, V2, V3	Peninsula worksurfaces with power center do not come with Electrical Components.
FM Flush Mount Attachment Leg	5. Leg finish Painted or Anodized	For electrical components please refer to page 340.
L Left hand/ Right hand	Upcharges apply to legs with P2, P3 and P4 finishes.	Modesty sold separately and can be field installed.
36 Width	Additional upcharges;	Wire chase sold separately.
20 Depth	Leg Finish Add	Refer to grommet page for location option.
M Grommet Option	P2 \$50	From users perspective, if the leg is on the right side, the peninsula is classified a "Right Hand" peninsula.
115 Grommet Finish	P3 \$80	
114 Worksurface Finish	P4 \$200	
115 Leg Finish		

*Worksurface with Reverse L-leg
Flush Mount Attachment, Rectilinear top*

description	d	w	th	pattern no.	L	M/V1	V2	V3
 Peninsula Rectilinear Top Left hand shown	30"	36"	1 1/2"	RPTDRFM(L/R)3630() () () ()	\$885.	\$994.	\$1,124.	\$1,363.
	30"	42"	1 1/2"	RPTDRFM(L/R)4230() () () ()	901.	1,021.	1,157.	1,428.
	30"	48"	1 1/2"	RPTDRFM(L/R)4830() () () ()	963.	1,108.	1,257.	1,559.
	30"	54"	1 1/2"	RPTDRFM(L/R)5430() () () ()	1,005.	1,134.	1,289.	1,623.
	30"	60"	1 1/2"	RPTDRFM(L/R)6030() () () ()	1,135.	1,203.	1,370.	1,734.
	30"	66"	1 1/2"	RPTDRFM(L/R)6630() () () ()	1,150.	1,229.	1,401.	1,796.
	30"	72"	1 1/2"	RPTDRFM(L/R)7230() () () ()	1,165.	1,265.	1,444.	1,871.
	30"	78"	1 1/2"	RPTDRFM(L/R)7830() () () ()	1,202.	1,292.	1,478.	1,936.
	30"	84"	1 1/2"	RPTDRFM(L/R)8430() () () ()	1,217.	1,327.	1,520.	2,010.
	36"	36"	1 1/2"	RPTDRFM(L/R)3636() () () ()	922.	1,024.	1,162.	1,436.
	36"	42"	1 1/2"	RPTDRFM(L/R)4236() () () ()	942.	1,066.	1,212.	1,524.
	36"	48"	1 1/2"	RPTDRFM(L/R)4836() () () ()	1,002.	1,157.	1,317.	1,662.
	36"	54"	1 1/2"	RPTDRFM(L/R)5436() () () ()	1,043.	1,187.	1,355.	1,738.
	36"	54"	1 1/2"	RPTDRFM(L/R)6036() () () ()	1,117.	1,260.	1,440.	1,858.
	36"	66"	1 1/2"	RPTDRFM(L/R)6636() () () ()	1,182.	1,291.	1,478.	1,933.
	36"	72"	1 1/2"	RPTDRFM(L/R)7236() () () ()	1,200.	1,331.	1,527.	2,016.
	36"	78"	1 1/2"	RPTDRFM(L/R)7836() () () ()	1,218.	1,362.	1,565.	2,092.
	36"	84"	1 1/2"	RPTDRFM(L/R)8436() () () ()	1,236.	1,392.	1,603.	2,165.

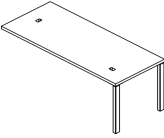
Order Code	Specification Information	Application Notes
Example: RPTDRFM(L/R)3620() () () ()	<i>To order please specify pattern number including:</i>	It is not advisable to mix 28 3/8" desk height product with 26 1/2" standard height products.
R Reff	1. Left or Right hand	Products on this page work with 28 3/8" height planning.
PT Peninsula	2. Grommet option E=End, N=No grommet, M=Mid. grommet	Products on this page will accept woodgrain laminate where laminate is currently an option.
D 1 1/2"	3. Grommet finish Painted or plated	Worksurface stiffeners, recommended to provide additional support for open spans greater than 48" w.
R Reverse L-leg	4. Worksurface finish L, V1, V2, V3	Peninsula worksurfaces with power center do not come with Electrical Components.
FM Flush Mount Attachment Leg	5. Leg finish Painted or Anodized	For electrical components please refer to page 340.
L Left hand/ Right hand	Upcharges apply to legs with P2, P3 and P4 finishes.	Modesty sold separately and can be field installed.
36 Width	Additional upcharges;	Wire chase sold separately.
20 Depth	Leg Finish Add	Refer to grommet page for location option.
M Grommet Option	P2 \$50	From users perspective, if the leg is on the right side, the peninsula is classified a "Right Hand" peninsula.
115 Grommet Finish	P3 \$80	
114 Worksurface Finish	P4 \$200	
115 Leg Finish		

*Worksurface with Soft Rectangular Leg
Stand Off with Power Center, Rectilinear top*

description	d	w	th	pattern number	L	M/V1	V2	V3
 <p>Left hand shown</p>	20"	60"	1 1/2"	RPTDSPC(L/R)6020() () () ()	\$1,356.	\$1,516.	\$1,702.	\$1,975.
	20"	66"	1 1/2"	RPTDSPC(L/R)6620() () () ()	1,367.	1,535.	1,724.	2,021.
	20"	72"	1 1/2"	RPTDSPC(L/R)7220() () () ()	1,377.	1,564.	1,759.	2,080.
	20"	78"	1 1/2"	RPTDSPC(L/R)7820() () () ()	1,388.	1,583.	1,782.	2,126.
	20"	84"	1 1/2"	RPTDSPC(L/R)8420() () () ()	1,399.	1,603.	1,805.	2,171.
	24"	60"	1 1/2"	RPTDSPC(L/R)6024() () () ()	1,372.	1,534.	1,725.	2,033.
	24"	66"	1 1/2"	RPTDSPC(L/R)6624() () () ()	1,385.	1,589.	1,788.	2,124.
	24"	72"	1 1/2"	RPTDSPC(L/R)7224() () () ()	1,428.	1,610.	1,814.	2,177.
	24"	78"	1 1/2"	RPTDSPC(L/R)7824() () () ()	1,441.	1,642.	1,852.	2,242.
	24"	84"	1 1/2"	RPTDSPC(L/R)8424() () () ()	1,453.	1,664.	1,879.	2,295.
	30"	60"	1 1/2"	RPTDSPC(L/R)6030() () () ()	1,522.	1,652.	1,863.	2,369.
	30"	66"	1 1/2"	RPTDSPC(L/R)6630() () () ()	1,538.	1,678.	1,895.	2,290.
	30"	72"	1 1/2"	RPTDSPC(L/R)7230() () () ()	1,553.	1,714.	1,938.	2,365.
	30"	78"	1 1/2"	RPTDSPC(L/R)7830() () () ()	1,589.	1,972.	2,430.	2,209.
	30"	84"	1 1/2"	RPTDSPC(L/R)8430() () () ()	1,605.	1,776.	2,014.	2,504.
	36"	60"	1 1/2"	RPTDSPC(L/R)6036() () () ()	1,476.	1,681.	1,903.	2,321.
	36"	66"	1 1/2"	RPTDSPC(L/R)6636() () () ()	1,541.	1,712.	1,942.	2,396.
	36"	72"	1 1/2"	RPTDSPC(L/R)7236() () () ()	1,559.	1,752.	1,990.	2,479.
	36"	78"	1 1/2"	RPTDSPC(L/R)7836() () () ()	1,577.	1,783.	2,028.	2,555.
	36"	84"	1 1/2"	RPTDSPC(L/R)8436() () () ()	1,595.	1,813.	2,066.	2,628.

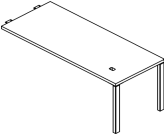
Order Code	Specification Information	Application Notes
Example: RPTDSPC(L/R)6030() () () ()	<i>To order please specify pattern number including:</i>	It is not advisable to mix 28 3/8" desk height product with 26 1/2" standard height products.
R Reff	1. Left or Right hand	Products on this page work with 28 3/8" height planning.
PT Peninsula	2. Grommet option P=Power Center PE=Power center and end grommet	
D 1 1/2"	3. Grommet finish	Products on this page will accept woodgrain laminate where laminate is currently an option.
S Soft Rectangular Leg	4. Painted or plated	Worksurface stiffeners, recommended to provide additional support for open spans greater than 48" w.
PC Power Center	5. Worksurface finish L, V1, V2, V3	
L Left hand/ Right hand	6. Leg finish Painted or Anodized	Refer to grommet page for location option.
60 Width	6. Stand-off finish Painted	From users perspective, if the leg is on the right side, the peninsula is classified a "Right Hand" peninsula.
30 Depth	Upcharges apply to legs with P2, P3 and P4 finishes.	
P Grommet Option	Additional upcharges;	
115 Grommet Finish	Leg Finish Add	
114 Worksurface Finish	P2 \$50	
115 Leg Finish	P3 \$80	
115 Stand-Off Finish	P4 \$200	

Peninsula 1 1/2"
 Worksurface with Soft Rectangular Leg
 Simple Stand Off, Rectilinear top

description	d	w	th	pattern no.	L	M/V1	V2	V3
 <p>Left hand shown</p>	20"	60"	1 1/2"	RPTDSST(L/R)6020() () () ()	\$1,247.	\$1,366.	\$1,537.	\$1,810.
	20"	66"	1 1/2"	RPTDSST(L/R)6620() () () ()	1,258.	1,385.	1,560.	1,857.
	20"	72"	1 1/2"	RPTDSST(L/R)7220() () () ()	1,269.	1,415.	1,594.	1,915.
	20"	78"	1 1/2"	RPTDSST(L/R)7820() () () ()	1,280.	1,434.	1,617.	1,962.
	20"	84"	1 1/2"	RPTDSST(L/R)8420() () () ()	1,291.	1,453.	1,640.	2,008.
	24"	60"	1 1/2"	RPTDSST(L/R)6024() () () ()	1,263.	1,417.	1,596.	1,904.
	24"	66"	1 1/2"	RPTDSST(L/R)6624() () () ()	1,276.	1,439.	1,624.	1,960.
	24"	72"	1 1/2"	RPTDSST(L/R)7224() () () ()	1,319.	1,461.	1,650.	2,012.
	24"	78"	1 1/2"	RPTDSST(L/R)7824() () () ()	1,332.	1,493.	1,687.	2,078.
	24"	84"	1 1/2"	RPTDSST(L/R)8424() () () ()	1,345.	1,514.	1,714.	2,130.
	30"	60"	1 1/2"	RPTDSST(L/R)6030() () () ()	1,386.	1,474.	1,668.	2,032.
	30"	66"	1 1/2"	RPTDSST(L/R)6630() () () ()	1,401.	1,500.	1,700.	2,096.
	30"	72"	1 1/2"	RPTDSST(L/R)7230() () () ()	1,416.	1,536.	1,744.	2,170.
	30"	78"	1 1/2"	RPTDSST(L/R)7830() () () ()	1,453.	1,563.	1,777.	2,235.
	30"	84"	1 1/2"	RPTDSST(L/R)8430() () () ()	1,468.	1,599.	1,819.	23,309.
	36"	60"	1 1/2"	RPTDSST(L/R)6036() () () ()	1,367.	1,531.	1,738.	2,156.
	36"	66"	1 1/2"	RPTDSST(L/R)6636() () () ()	1,432.	1,562.	1,778.	2,226.
	36"	72"	1 1/2"	RPTDSST(L/R)7236() () () ()	1,451.	1,602.	1,825.	2,316.
	36"	78"	1 1/2"	RPTDSST(L/R)7836() () () ()	1,469.	1,633.	1,863.	2,390.
	36"	84"	1 1/2"	RPTDSST(L/R)8436() () () ()	1,487.	1,663.	1,902.	2,463.

Order Code	Specification Information	Application Notes
Example: RPTDSST(L/R)6030() () ()	<i>To order please specify pattern number including:</i>	It is not advisable to mix 28 3/8" desk height product with 26 1/2" standard height products.
R Reff	1. Left or Right hand	Products on this page work with 28 3/8" height planning.
PT Peninsula	2. Grommet option S=Stand-off N=No grommet	
D 1 1/2"	E=End grommet	Products on this page will accept woodgrain laminate where laminate is currently an option.
S Soft Rectangular Leg	SE=Stand-off and end grommet	
ST Stand Off	SD=Stand-off with drop in box	Worksurface stiffeners, recommended to provide additional support for open spans greater than 48" w.
L Left hand/ Right hand	SDR=Right hand stand-off with drop in box	
60 Width	Note: SD, SDR and SDL are only factory cutout, no grommet option is necessary. Also electric must be ordered separately for these 3 options.	Upcharges apply to legs with P2, P3 and P4 finishes. Additional upcharges:
30 Depth		
E Grommet Option	3. Grommet finish	Leg Finish Add
115 Grommet Finish	Painted or plated	P2 \$50
114 Worksurface Finish	4. Worksurface finish	P3 \$80
115 Leg Finish	L, V1, V2, V3	P4 \$200
115 Stand-Off Finish	5. Leg finish Painted or Anodized	
	6. Stand-off finish Painted	

*Worksurface with Soft Rectangular Leg
Flush Mount Attachment, Rectilinear top*

description	d	w	th	pattern no.	L	M/V1	V2	V3
 <p>Left hand shown</p>	20"	36"	1 1/2"	RPTDSFM(L/R)3620() () ()	\$976.	\$1,068.	\$1,201.	\$1,379.
	20"	42"	1 1/2"	RPTDSFM(L/R)4220() () ()	991.	1,094.	1,231.	1,433.
	20"	48"	1 1/2"	RPTDSFM(L/R)4820() () ()	1,049.	1,128.	1,271.	1,497.
	20"	54"	1 1/2"	RPTDSFM(L/R)5420() () ()	1,095.	1,147.	1,294.	1,544.
	20"	60"	1 1/2"	RPTDSFM(L/R)6020() () ()	1,141.	1,240.	1,398.	1,670.
	20"	66"	1 1/2"	RPTDSFM(L/R)6620() () ()	1,152.	1,259.	1,420.	1,717.
	20"	72"	1 1/2"	RPTDSFM(L/R)7220() () ()	1,163.	1,288.	1,455.	1,775.
	20"	78"	1 1/2"	RPTDSFM(L/R)7820() () ()	1,174.	1,307.	1,478.	1,823.
	20"	84"	1 1/2"	RPTDSFM(L/R)8420() () ()	1,185.	1,326.	1,502.	1,868.
	24"	36"	1 1/2"	RPTDSFM(L/R)3624() () ()	990.	1,103.	1,241.	1,444.
	24"	42"	1 1/2"	RPTDSFM(L/R)4224() () ()	1,013.	1,130.	1,273.	1,502.
	24"	48"	1 1/2"	RPTDSFM(L/R)4824() () ()	1,077.	1,162.	1,310.	1,565.
	24"	54"	1 1/2"	RPTDSFM(L/R)5424() () ()	1,103.	1,185.	1,339.	1,621.
	24"	60"	1 1/2"	RPTDSFM(L/R)6024() () ()	1,157.	1,290.	1,456.	1,766.
	24"	66"	1 1/2"	RPTDSFM(L/R)6624() () ()	1,170.	1,312.	1,484.	1,821.
	24"	72"	1 1/2"	RPTDSFM(L/R)7224() () ()	1,213.	1,334.	1,510.	1,872.
	24"	78"	1 1/2"	RPTDSFM(L/R)7824() () ()	1,226.	1,366.	1,549.	1,938.
	24"	84"	1 1/2"	RPTDSFM(L/R)8424() () ()	1,239.	1,388.	1,575.	1,991.

Order Code	Specification Information	Application Notes
Example: RPTDSFM(L/R)4830() () ()	<i>To order please specify pattern number including:</i>	It is not advisable to mix 28 3/8" desk height product with 26 1/2" standard height products.
R Reff	1. Left or Right hand	Products on this page work with 28 3/8" height planning.
PT Peninsula	2. Grommet option E=End N=No grommet M=Mid. grommet	
D 1 1/2"	3. Grommet finish Painted or plated	Products on this page will accept woodgrain laminate where laminate is currently an option.
S Soft Rectangular Leg	4. Worksurface finish L, V1, V2, V3	
FM Flush Mount Attachment Platef	5. Leg finish Painted or Anodized	Worksurface stiffeners, recommended to provide additional support for open spans greater than 48" w.
L Left hand/ Right hand		Upcharges apply to legs with P2, P3 and P4 finishes. Additional upcharges:
48 Width		Leg Finish Add
30 Depth		P2 \$50
E Grommet Option		P3 \$80
115 Grommet Finish		P4 \$200
114 Worksurface Finish		
115 Leg Finish		

Peninsula worksurfaces with power center do not come with Electrical Components.

For electrical components please refer to page 340.

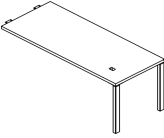
Modesty sold separately and can be field installed.

Wire chase sold separately.

Refer to grommet page for location option.

From users perspective, if the leg is on the right side, the peninsula is classified a "Right Hand" peninsula.

*Worksurface with Soft Rectangular Leg
Flush Mount Attachment, Rectilinear top*

description	d	w	th	pattern no.	L	M/V1	V2	V3
 <p>Left hand shown</p>	30"	36"	1 1/2"	RPTDSFM(L/R)3630() () () ()	\$1,029.	\$1,138.	\$1,284.	\$1,522.
	30"	42"	1 1/2"	RPTDSFM(L/R)4230() () () ()	1,046.	1,165.	1,317.	1,586.
	30"	48"	1 1/2"	RPTDSFM(L/R)4830() () () ()	1,107.	1,253.	1,417.	1,718.
	30"	54"	1 1/2"	RPTDSFM(L/R)5430() () () ()	1,149.	1,279.	1,449.	1,781.
	30"	60"	1 1/2"	RPTDSFM(L/R)6030() () () ()	1,279.	1,348.	1,528.	1,892.
	30"	66"	1 1/2"	RPTDSFM(L/R)6630() () () ()	1,295.	1,373.	1,560.	1,956.
	30"	72"	1 1/2"	RPTDSFM(L/R)7230() () () ()	1,310.	1,410.	1,604.	2,031.
	30"	78"	1 1/2"	RPTDSFM(L/R)7830() () () ()	1,346.	1,437.	1,637.	2,096.
	30"	84"	1 1/2"	RPTDSFM(L/R)8430() () () ()	1,362.	1,472.	1,680.	2,169.
	36"	36"	1 1/2"	RPTDSFM(L/R)3636() () () ()	1,067.	1,169.	1,321.	1,595.
	36"	42"	1 1/2"	RPTDSFM(L/R)4236() () () ()	1,087.	1,210.	1,386.	1,682.
	36"	48"	1 1/2"	RPTDSFM(L/R)4836() () () ()	1,147.	1,301.	1,476.	1,822.
	36"	54"	1 1/2"	RPTDSFM(L/R)5436() () () ()	1,188.	1,332.	1,515.	1,898.
	36"	60"	1 1/2"	RPTDSFM(L/R)6036() () () ()	1,261.	1,405.	1,599.	2,016.
	36"	66"	1 1/2"	RPTDSFM(L/R)6636() () () ()	1,326.	1,436.	1,638.	2,092.
	36"	72"	1 1/2"	RPTDSFM(L/R)7236() () () ()	1,344.	1,476.	1,686.	2,176.
	36"	78"	1 1/2"	RPTDSFM(L/R)7836() () () ()	1,362.	1,506.	1,725.	2,252.
	36"	84"	1 1/2"	RPTDSFM(L/R)8436() () () ()	1,381.	1,537.	1,762.	2,324.

Order Code	Specification Information	Application Notes
Example: RPTDSFM(L/R)4830() () () ()	<i>To order please specify pattern number including:</i>	It is not advisable to mix 28 3/8" h desk height product with 26 1/2" h standard height products.
R Reff	1. Left or Right hand	Products on this page work with 28 3/8" height planning.
PT Peninsula	2. Grommet option E=End N=No grommet M=Mid. grommet	
D 1 1/2"	3. Grommet finish Painted or plated	Products on this page will accept woodgrain laminate where laminate is currently an option.
S Soft Rectangular Leg	4. Worksurface finish L, V1, V2, V3	
FM Flush Mount Attachment Platef	5. Leg finish Painted or Anodized	Worksurface stiffeners, recommended to provide additional support for open spans greater than 48" w.
L Left hand/ Right hand		Upcharges apply to legs with P2, P3 and P4 finishes. Additional upcharges;
48 Width		Leg Finish Add
30 Depth		P2 \$50
E Grommet Option		P3 \$80
115 Grommet Finish		P4 \$200
114 Worksurface Finish		
115 Leg Finish		

Peninsula worksurfaces with power center do not come with Electrical Components.

For electrical components please refer to page 340.

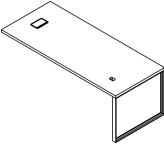
Modesty sold separately and can be field installed.

Wire chase sold separately.

Refer to grommet page for location option.

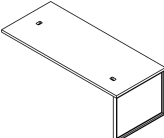
From users perspective, if the leg is on the right side, the peninsula is classified a "Right Hand" peninsula.

*Worksurface with Open Frame Leg
Stand-Off with Power Center, Rectilinear top*

description	d	w	th	pattern no.	L	M/V1	V2	V3
 Peninsula, Rectilinear Top Left hand shown	20"	60"	1 1/2"	RPTDOPC(L/R)6020() () () ()	\$1,403.	\$1,522.	\$1,708.	\$1,981.
	20"	66"	1 1/2"	RPTDOPC(L/R)6620() () () ()	1,414.	1,541.	1,731.	2,027.
	20"	72"	1 1/2"	RPTDOPC(L/R)7220() () () ()	1,425.	1,570.	1,766.	2,087.
	20"	78"	1 1/2"	RPTDOPC(L/R)7820() () () ()	1,435.	1,589.	1,789.	2,133.
	20"	84"	1 1/2"	RPTDOPC(L/R)8420() () () ()	1,446.	1,609.	1,812.	2,179.
	24"	60"	1 1/2"	RPTDOPC(L/R)6024() () () ()	1,419.	1,572.	1,768.	2,076.
	24"	66"	1 1/2"	RPTDOPC(L/R)6624() () () ()	1,432.	1,595.	1,794.	2,131.
	24"	72"	1 1/2"	RPTDOPC(L/R)7224() () () ()	1,475.	1,616.	1,821.	2,184.
	24"	78"	1 1/2"	RPTDOPC(L/R)7824() () () ()	1,488.	1,648.	1,835.	2,248.
	24"	84"	1 1/2"	RPTDOPC(L/R)8424() () () ()	1,500.	1,670.	1,885.	2,301.
	30"	60"	1 1/2"	RPTDOPC(L/R)6030() () () ()	1,547.	1,667.	1,879.	2,243.
	30"	66"	1 1/2"	RPTDOPC(L/R)6630() () () ()	1,562.	1,692.	1,911.	2,301.
	30"	72"	1 1/2"	RPTDOPC(L/R)7230() () () ()	1,592.	1,729.	1,955.	2,382.
	30"	78"	1 1/2"	RPTDOPC(L/R)7830() () () ()	1,614.	1,756.	1,988.	2,446.
	30"	84"	1 1/2"	RPTDOPC(L/R)8430() () () ()	1,629.	1,791.	2,031.	2,520.
	36"	60"	1 1/2"	RPTDOPC(L/R)6036() () () ()	1,538.	1,733.	1,960.	2,378.
	36"	66"	1 1/2"	RPTDOPC(L/R)6636() () () ()	1,604.	1,764.	1,999.	2,454.
	36"	72"	1 1/2"	RPTDOPC(L/R)7236() () () ()	1,622.	1,804.	2,047.	2,537.
	36"	78"	1 1/2"	RPTDOPC(L/R)7836() () () ()	1,640.	1,835.	2,086.	2,613.
	36"	84"	1 1/2"	RPTDOPC(L/R)8436() () () ()	1,658.	1,865.	2,123.	2,685.

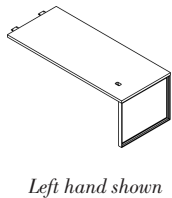
Order Code	Specification Information	Application Notes
Example: RPTDOPC(L/R)6030() () () ()	<i>To order please specify pattern number including:</i>	It is not advisable to mix 28 3/8" h desk height product with 26 1/2" h standard height products.
R Reff	1. Left or Right hand	Products on this page work with 28 3/8" height planning.
PT Peninsula	2. Grommet option P=Power Center PE=Power center and end grommet	
D 1 1/2"	3. Grommet finish Painted or plated	Products on this page will accept woodgrain laminate where laminate is currently an option.
O Open Frame Leg	4. Worksurface finish L, V1, V2, V3	Worksurface stiffeners, recommended to provide additional support for open spans greater than 48" w.
PC Power Center	5. Leg finish Painted or Anodized	Upcharges apply to legs with P2, P3 and P4 finishes. Additional upcharges: LegFinish Add P2 \$60 P3 \$90 P4 - for 20" & 24" d legs; \$350 - for 30" & 36" d legs; \$450
L Left hand/ Right hand	6. Stand-off finish Painted	
60 Width		Peninsula worksurfaces with power center do not come with Electrical Components.
30 Depth		For electrical components please refer to page 340.
P Grommet Option		Modesty sold separately and can be field installed.
115 Grommet Finish		Wire chase sold separately.
114 Worksurface Finish		For infill options please refer to page 62.
115 Leg Finish		Refer to grommet page for location option.
115 Stand-Off Finish		From users perspective, if the leg is on the right side, the peninsula is classified a "Right Hand" peninsula.

Peninsula 1 1/2"
 Worksurface with Open Frame Leg
 Simple Stand-Off, Rectilinear top

description	d	w	th	pattern no.	L	M/V1	V2	V3
 Left hand shown	20"	60"	1 1/2"	RPTDOST(L/R)6020() () ()	\$1,266.	\$1,385.	\$1,558.	\$1,830.
	20"	66"	1 1/2"	RPTDOST(L/R)6620() () ()	1,277.	1,404.	1,581.	1,878.
	20"	72"	1 1/2"	RPTDOST(L/R)7220() () ()	1,288.	1,434.	1,616.	1,936.
	20"	78"	1 1/2"	RPTDOST(L/R)7820() () ()	1,299.	1,453.	1,638.	1,983.
	20"	84"	1 1/2"	RPTDOST(L/R)8420() () ()	1,310.	1,472.	1,661.	2,028.
	24"	60"	1 1/2"	RPTDOST(L/R)6024() () ()	1,282.	1,436.	1,615.	1,925.
	24"	66"	1 1/2"	RPTDOST(L/R)6624() () ()	1,295.	1,458.	1,645.	1,981.
	24"	72"	1 1/2"	RPTDOST(L/R)7224() () ()	1,338.	1,512.	1,713.	2,071.
	24"	78"	1 1/2"	RPTDOST(L/R)7824() () ()	1,351.	1,512.	1,708.	2,099.
	24"	84"	1 1/2"	RPTDOST(L/R)8424() () ()	1,364.	1,533.	1,735.	2,151.
	30"	60"	1 1/2"	RPTDOST(L/R)6030() () ()	1,410.	1,499.	1,695.	2,059.
	30"	66"	1 1/2"	RPTDOST(L/R)6630() () ()	1,426.	1,525.	1,727.	2,122.
	30"	72"	1 1/2"	RPTDOST(L/R)7230() () ()	1,441.	1,561.	1,768.	2,189.
	30"	78"	1 1/2"	RPTDOST(L/R)7830() () ()	1,477.	1,588.	1,804.	2,262.
	30"	84"	1 1/2"	RPTDOST(L/R)8430() () ()	1,512.	1,623.	1,846.	2,335.
	36"	60"	1 1/2"	RPTDOST(L/R)6036() () ()	1,410.	1,499.	1,695.	2,059.
	36"	66"	1 1/2"	RPTDOST(L/R)6636() () ()	1,467.	1,596.	1,815.	2,269.
	36"	72"	1 1/2"	RPTDOST(L/R)7236() () ()	1,485.	1,637.	1,863.	2,353.
	36"	78"	1 1/2"	RPTDOST(L/R)7836() () ()	1,503.	1,667.	1,902.	2,429.
	36"	84"	1 1/2"	RPTDOST(L/R)8436() () ()	1,521.	1,698.	1,939.	2,501.

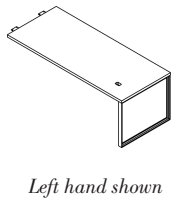
Order Code	Specification Information	Application Notes
Example: RPTDOST(L/R)6030() () ()	To order please specify pattern number including:	It is not advisable to mix 28 3/8" h desk height product with 26 1/2" h standard height products.
R	1. Left or Right hand	Products on this page work with 28 3/8" height planning.
PT	2. Grommet option	
D	M=Mid. grommet	Products on this page will accept woodgrain laminate where laminate is currently an option.
O	N=No grommet	
ST	S=Stand-off	Worksurface stiffeners, recommended to provide additional support for open spans greater than 48" w.
L	SE=Stand-off and end location	
60	SD=Stand-off with drop in box	Upcharges apply to legs with P2, P3 and P4 finishes. Additional upcharges:
30	SDR=Right hand stand-off with drop in box	
S	Note: SD, SDR and SDL are only factory cutout, no grommet option is necessary. Also electronics must be ordered separately for these 3 options.	LegFinish
115	3. Grommet finish	Add
114	Painted or plated	P2 \$60
115	4. Worksurface finish	P3 \$90
115	L, V1, V2, V3	P4 -for 20" & 24" d legs; \$350
115	5. Leg finish	-for 30" & 36" d legs; \$450
115	Painted or Anodized	
	6. Stand-off finish	
	Painted	

*Worksurface with Open Frame Leg
Flush Mount Attachment, Rectilinear top*

description	d	w	th	pattern no.	L	M/V1	V2	V3
 <p>Left hand shown</p>	20"	36"	1 1/2"	RPTDOFM(L/R)3620() () () ()	\$995.	\$1,087.	\$1,222.	\$1,400.
	20"	42"	1 1/2"	RPTDOFM(L/R)4220() () () ()	1,010.	1,113.	1,252.	1,454.
	20"	48"	1 1/2"	RPTDOFM(L/R)4820() () () ()	1,068.	1,147.	1,291.	1,518.
	20"	54"	1 1/2"	RPTDOFM(L/R)5420() () () ()	1,114.	1,166.	1,315.	1,565.
	20"	60"	1 1/2"	RPTDOFM(L/R)6020() () () ()	1,160.	1,249.	1,407.	1,680.
	20"	66"	1 1/2"	RPTDOFM(L/R)6620() () () ()	1,171.	1,267.	1,430.	1,727.
	20"	72"	1 1/2"	RPTDOFM(L/R)7220() () () ()	1,182.	1,297.	1,465.	1,785.
	20"	78"	1 1/2"	RPTDOFM(L/R)7820() () () ()	1,193.	1,316.	1,487.	1,833.
	20"	84"	1 1/2"	RPTDOFM(L/R)8420() () () ()	1,204.	1,335.	1,511.	1,878.
	24"	36"	1 1/2"	RPTDOFM(L/R)3624() () () ()	1,009.	1,122.	1,262.	1,465.
	24"	42"	1 1/2"	RPTDOFM(L/R)4224() () () ()	1,032.	1,149.	1,294.	1,522.
	24"	48"	1 1/2"	RPTDOFM(L/R)4824() () () ()	1,096.	1,181.	1,331.	1,586.
	24"	54"	1 1/2"	RPTDOFM(L/R)5424() () () ()	1,122.	1,204.	1,360.	1,642.
	24"	60"	1 1/2"	RPTDOFM(L/R)6024() () () ()	1,176.	1,299.	1,466.	1,775.
	24"	66"	1 1/2"	RPTDOFM(L/R)6624() () () ()	1,189.	1,321.	1,494.	1,830.
	24"	72"	1 1/2"	RPTDOFM(L/R)7224() () () ()	1,232.	1,343.	1,520.	1,882.
	24"	78"	1 1/2"	RPTDOFM(L/R)7824() () () ()	1,245.	1,375.	1,558.	1,948.
	24"	84"	1 1/2"	RPTDOFM(L/R)8424() () () ()	1,258.	1,396.	1,584.	2,000.

Order Code	Specification Information	Application Notes
Example: RPTDOFM(L/R)3620() () () ()	<i>To order please specify pattern number including:</i>	It is not advisable to mix 28 3/8" h desk height product with 26 1/2" h standard height products.
R Reff	1. Left or Right hand	Products on this page work with 28 3/8" height planning.
PT Peninsula	2. Grommet option E=End M=Mid. grommet N=No grommet	Products on this page will accept woodgrain laminate where laminate is currently an option.
D 1 1/2"	3. Grogmet finish Painted or plated	Worksurface stiffeners, recommended to provide additional support for open spans greater than 48" w.
O Open Frame Leg	4. Worksurface finish L, V1, V2, V3	Upcharges apply to legs with P2, P3 and P4 finishes. Additional upcharges;
FM Flush Mount Attachment Plate	5. Leg finish Painted or Anodized	LegFinish Add P2 \$60 P3 \$90 P4 - for 20" & 24" d legs; \$350 - for 30" & 36" d legs; \$450
L Left hand/ Right hand		Peninsula worksurfaces with power center do not come with Electrical Components.
36 Width		For electrical components please refer to page 340.
20 Depth		Modesty sold separately and can be field installed.
E Grommet Option		Wire chase sold separately.
115 Grommet Finish		For infill options please refer to page 62.
114 Worksurface Finish		Refer to grommet page for location option.
115 Leg Finish		From users perspective, if the leg is on the right side, the peninsula is classified a "Right Hand" peninsula.


*Worksurface with Open Frame Leg
Flush Mount Attachment, Rectilinear top*

description	d	w	th	pattern no.	L	M/V1	V2	V3
 <p>Left hand shown</p>	30"	36"	1 1/2"	RPTDOFM(L/R)3630() () () ()	\$1,054.	\$1,163.	\$1,278.	\$1,550.
	30"	42"	1 1/2"	RPTDOFM(L/R)4230() () () ()	1,070.	1,190.	1,344.	1,614.
	30"	48"	1 1/2"	RPTDOFM(L/R)4830() () () ()	1,132.	1,267.	1,433.	1,734.
	30"	54"	1 1/2"	RPTDOFM(L/R)5430() () () ()	1,174.	1,293.	1,465.	1,797.
	30"	60"	1 1/2"	RPTDOFM(L/R)6030() () () ()	1,304.	1,362.	1,544.	1,909.
	30"	66"	1 1/2"	RPTDOFM(L/R)6630() () () ()	1,320.	1,388.	1,576.	1,971.
	30"	72"	1 1/2"	RPTDOFM(L/R)7230() () () ()	1,335.	1,424.	1,617.	2,038.
	30"	78"	1 1/2"	RPTDOFM(L/R)7830() () () ()	1,371.	1,451.	1,653.	2,111.
	30"	84"	1 1/2"	RPTDOFM(L/R)8430() () () ()	1,387.	1,487.	1,695.	2,186.
	36"	36"	1 1/2"	RPTDOFM(L/R)3636() () () ()	1,101.	1,203.	1,360.	1,632.
	36"	42"	1 1/2"	RPTDOFM(L/R)4236() () () ()	1,121.	1,245.	1,409.	1,715.
	36"	48"	1 1/2"	RPTDOFM(L/R)4836() () () ()	1,182.	1,326.	1,503.	1,848.
	36"	54"	1 1/2"	RPTDOFM(L/R)5436() () () ()	1,223.	1,356.	1,541.	1,924.
	36"	60"	1 1/2"	RPTDOFM(L/R)6036() () () ()	1,296.	1,429.	1,626.	2,044.
	36"	66"	1 1/2"	RPTDOFM(L/R)6636() () () ()	1,361.	1,460.	1,664.	2,119.
	36"	72"	1 1/2"	RPTDOFM(L/R)7236() () () ()	1,379.	1,500.	1,713.	2,202.
	36"	78"	1 1/2"	RPTDOFM(L/R)7836() () () ()	1,397.	1,531.	1,751.	2,278.
	36"	84"	1 1/2"	RPTDOFM(L/R)8436() () () ()	1,415.	1,561.	1,789.	2,351.

Order Code	Specification Information	Application Notes
Example: RPTDOFM(L/R)3620() () () ()	<i>To order please specify pattern number including:</i>	It is not advisable to mix 28 3/8" h desk height product with 26 1/2" h standard height products.
R Reff	1. Left or Right hand	Products on this page work with 28 3/8" height planning.
PT Peninsula	2. Grommet option E=End M=Mid. grommet N=No grommet	Products on this page will accept woodgrain laminate where laminate is currently an option.
D 1 1/2"	3. Grogmet finish Painted or plated	Worksurface stiffeners, recommended to provide additional support for open spans greater than 48" w.
O Open Frame Leg	4. Worksurface finish L, V1, V2, V3	Upcharges apply to legs with P2, P3 and P4 finishes. Additional upcharges;
FM Flush Mount Attachment Plate	5. Leg finish Painted or Anodized	LegFinish Add P2 \$60 P3 \$90 P4 - for 20" & 24" d legs; \$350 - for 30" & 36" d legs; \$450
L Left hand/ Right hand		Peninsula worksurfaces with power center do not come with Electrical Components.
36 Width		For electrical components please refer to page 340.
20 Depth		Modesty sold separately and can be field installed.
E Grommet Option		Wire chase sold separately.
115 Grommet Finish		For infill options please refer to page 62.
114 Worksurface Finish		Refer to grommet page for location option.
115 Leg Finish		From users perspective, if the leg is on the right side, the peninsula is classified a "Right Hand" peninsula.

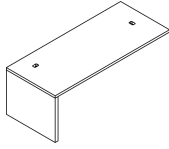
*Worksurface with Thick End Panel
Stand-Off with Power Center, Rectilinear top*

description	d	w	th	pattern no.	L/L	V1/V1	V2/V2	V3/V3	L/V1	L/V2	L/V3
Peninsula, Rectilinear Top	20"	60"	1 1/2"	RPTDEPC(L/R)6020() () () ()	\$1,424.	\$1,915.	\$2,203.	\$2,862.	\$2,337.	\$2,427.	\$2,532.
	20"	66"	1 1/2"	RPTDEPC(L/R)6620() () () ()	1,434.	1,933.	2,224.	2,891.	2,352.	2,443.	2,548.
	20"	72"	1 1/2"	RPTDEPC(L/R)7220() () () ()	1,445.	1,962.	2,258.	2,934.	2,380.	2,471.	2,575.
	20"	78"	1 1/2"	RPTDEPC(L/R)7820() () () ()	1,456.	1,981.	2,279.	2,963.	2,395.	2,486.	2,591.
	20"	84"	1 1/2"	RPTDEPC(L/R)8420() () () ()	1,466.	2,019.	2,322.	3,018.	2,433.	2,524.	2,629.
	24"	60"	1 1/2"	RPTDEPC(L/R)6024() () () ()	1,459.	1,964.	2,259.	2,936.	2,380.	2,470.	2,575.
	24"	66"	1 1/2"	RPTDEPC(L/R)6624() () () ()	1,472.	1,986.	2,285.	2,970.	2,398.	2,489.	2,594.
	24"	72"	1 1/2"	RPTDEPC(L/R)7224() () () ()	1,513.	2,009.	2,311.	3,004.	2,417.	2,507.	2,611.
	24"	78"	1 1/2"	RPTDEPC(L/R)7824() () () ()	1,526.	2,040.	2,346.	3,051.	2,445.	2,537.	2,641.
	24"	84"	1 1/2"	RPTDEPC(L/R)8424() () () ()	1,538.	2,080.	2,392.	3,111.	2,485.	2,576.	2,680.
	30"	60"	1 1/2"	RPTDEPC(L/R)6030() () () ()	1,632.	2,024.	2,328.	3,025.	2,430.	2,522.	2,627.
	30"	66"	1 1/2"	RPTDEPC(L/R)6630() () () ()	1,645.	2,051.	2,358.	3,066.	2,452.	2,543.	2,648.
	30"	72"	1 1/2"	RPTDEPC(L/R)7230() () () ()	1,661.	2,086.	2,400.	3,120.	2,486.	2,577.	2,681.
	30"	78"	1 1/2"	RPTDEPC(L/R)7830() () () ()	1,675.	2,115.	2,433.	3,163.	2,508.	2,600.	2,704.
	30"	84"	1 1/2"	RPTDEPC(L/R)8430() () () ()	1,690.	2,168.	2,493.	3,242.	2,560.	2,652.	2,757.
	36"	60"	1 1/2"	RPTDEPC(L/R)6036() () () ()	1,699.	2,083.	2,395.	3,115.	2,482.	2,573.	2,677.
	36"	66"	1 1/2"	RPTDEPC(L/R)6636() () () ()	1,716.	2,115.	2,433.	3,164.	2,508.	2,599.	2,704.
	36"	72"	1 1/2"	RPTDEPC(L/R)7236() () () ()	1,734.	2,156.	2,479.	3,223.	2,545.	2,635.	2,740.
	36"	78"	1 1/2"	RPTDEPC(L/R)7836() () () ()	1,753.	2,188.	2,516.	3,272.	2,571.	2,661.	2,766.
	36"	84"	1 1/2"	RPTDEPC(L/R)8436() () () ()	1,769.	2,237.	2,574.	3,346.	2,618.	2,708.	2,813.



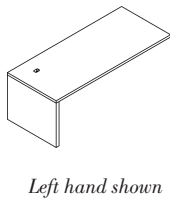
Order Code	Specification Information	Application Notes
Example: RPTDEPC(L/R)6030() () ()	<i>To order please specify pattern number including:</i>	It is not advisable to mix 28 3/8" h desk height product with 26 1/2" h standard height products.
R Reff	1. <i>Left or Right hand</i>	Products on this page work with 28 3/8" height planning.
PT Peninsula	2. <i>Grommet option:</i> P=Power Center PE=Power center and end grommet	Products on this page will accept woodgrain laminate where laminate is currently an option.
D 1 1/2"	3. <i>Grommet finish:</i> Painted or plated	Worksurface stiffeners, recommended to provide additional support for open spans greater than 48" w.
E Thick End Panel Leg	4. <i>Worksurface finish:</i> L, V1, V2, V3	Peninsula worksurfaces with power center do not come with Electrical Components.
PC Power Center	5. <i>Leg finish:</i> Wood or Laminate	For electrical components please refer to page 340.
L Left hand/ Right hand	6. <i>Stand-off finish:</i> Painted	Modesty sold separately and can be field installed.
60 Width		Wire chase sold separately.
20 Depth		Refer to grommet page for location option.
P Grommet Option		From users perspective, if the leg is on the right side, the peninsula is classified a "Right Hand" peninsula.
115 Grommet Finish		
V316 Worksurface Finish		
V316 Leg Finish		
115 Stand-Off Finish		

Peninsula 1 1/2"
 Worksurface with Thick End Panel
 Simple Stand-Off, Rectilinear top

description	d	w	th	pattern no.	L/L	V1/V1	V2/V2	V3/V3	L/V1	L/V2	L/V3
 Left hand shown	20"	60"	1 1/2"	RPTDEST(L/R)6020() () () ()	\$1,262.	\$1,760.	\$2,024.	\$2,631.	\$2,159.	\$2,248.	\$2,354.
	20"	66"	1 1/2"	RPTDEST(L/R)6620() () () ()	1,272.	1,779.	2,046.	2,659.	2,175.	2,265.	2,370.
	20"	72"	1 1/2"	RPTDEST(L/R)7220() () () ()	1,282.	1,808.	2,079.	2,702.	2,202.	2,292.	2,396.
	20"	78"	1 1/2"	RPTDEST(L/R)7820() () () ()	1,293.	1,826.	2,101.	2,732.	2,217.	2,308.	2,412.
	20"	84"	1 1/2"	RPTDEST(L/R)8420() () () ()	1,303.	1,865.	2,144.	2,788.	2,255.	2,345.	2,450.
	24"	60"	1 1/2"	RPTDEST(L/R)6024() () () ()	1,297.	1,809.	2,080.	2,704.	2,202.	2,291.	2,396.
	24"	66"	1 1/2"	RPTDEST(L/R)6624() () () ()	1,309.	1,832.	2,107.	2,739.	2,220.	2,311.	2,416.
	24"	72"	1 1/2"	RPTDEST(L/R)7224() () () ()	1,351.	1,854.	2,132.	2,772.	2,238.	2,330.	2,434.
	24"	78"	1 1/2"	RPTDEST(L/R)7824() () () ()	1,363.	1,887.	2,168.	2,818.	2,267.	2,358.	2,462.
	24"	84"	1 1/2"	RPTDEST(L/R)8424() () () ()	1,376.	1,925.	2,214.	2,879.	2,306.	2,397.	2,501.
	30"	60"	1 1/2"	RPTDEST(L/R)6030() () () ()	1,468.	1,869.	2,150.	2,794.	2,252.	2,343.	2,448.
	30"	66"	1 1/2"	RPTDEST(L/R)6630() () () ()	1,483.	1,896.	2,180.	2,834.	2,274.	2,365.	2,470.
	30"	72"	1 1/2"	RPTDEST(L/R)7230() () () ()	1,499.	1,931.	2,222.	2,888.	2,308.	2,398.	2,502.
	30"	78"	1 1/2"	RPTDEST(L/R)7830() () () ()	1,513.	1,960.	2,255.	2,919.	2,331.	2,422.	2,526.
	30"	84"	1 1/2"	RPTDEST(L/R)8430() () () ()	1,528.	2,013.	2,315.	3,010.	2,383.	2,474.	2,579.
	36"	60"	1 1/2"	RPTDEST(L/R)6036() () () ()	1,536.	1,928.	2,217.	2,882.	2,304.	2,394.	2,499.
	36"	66"	1 1/2"	RPTDEST(L/R)6636() () () ()	1,554.	1,960.	2,255.	2,931.	2,331.	2,739.	2,526.
	36"	72"	1 1/2"	RPTDEST(L/R)7236() () () ()	1,571.	2,001.	2,300.	2,991.	2,367.	2,456.	2,562.
	36"	78"	1 1/2"	RPTDEST(L/R)7836() () () ()	1,590.	2,033.	2,338.	3,040.	2,393.	2,484.	2,589.
	36"	84"	1 1/2"	RPTDEST(L/R)8436() () () ()	1,606.	2,082.	2,395.	3,114.	2,440.	2,530.	2,635.

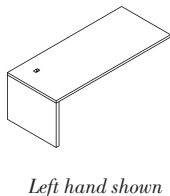
Order Code	Specification Information	Application Notes
Example: RPTDEST(L/R)6030() () () ()	To order please specify pattern number including:	It is not advisable to mix 28 3/8" h desk height product with 26 1/2" h standard height products.
R	1. Left or Right hand	Products on this page work with 28 3/8" height planning.
PT	2. Grommet option: E = End grommet N = No grommet	
D	E = End grommet	Products on this page will accept woodgrain laminate where laminate is currently an option.
E	N = No grommet	
ST	S = Stand-off	Worksurface stiffeners, recommended to provide additional support for open spans greater than 48" w.
L	SE = Stand-off and end location SD = Stand-off with drop in box SDR = Right hand stand-off with drop in box	
60	SD = Stand-off with drop in box	Wire chase sold separately.
20	SDL = Left hand stand-off with drop in box	
S	Note: SD, SDR and SDL are only factory cutout, no grommet option is necessary. Also electronics must be ordered separately for these 3 options.	Refer to grommet page for location option.
115	3. Grommet finish: Painted or plated	
V316	4. Worksurface finish: L, V1, V2, V3	From users perspective, if the leg is on the right side, the peninsula is classified a "Right Hand" peninsula.
V316	5. Leg finish: Wood or Laminate	
115	6. Stand-off finish: Painted	

*Worksurface with Thick End Panel
Flush Mount Attachment, Rectilinear top*

description	d	w	th	pattern no.	L/L	V1/V1	V2/V2	V3/V3	L/V1	L/V2	L/V3
 <p>Left hand shown</p>	20"	36"	1 1/2"	RPTDEFM(L/R)3620() () () ()	\$1,028.	\$1,462.	\$1,682.	\$2,185.	\$1,840.	\$1,930.	\$2,035.
	20"	42"	1 1/2"	RPTDEFM(L/R)4220() () () ()	1,042.	1,487.	1,711.	2,224.	1,864.	1,954.	2,059.
	20"	48"	1 1/2"	RPTDEFM(L/R)4820() () () ()	1,066.	1,512.	1,738.	2,260.	1,884.	1,975.	2,079.
	20"	54"	1 1/2"	RPTDEFM(L/R)5420() () () ()	1,069.	1,531.	1,760.	2,288.	1,900.	1,991.	2,096.
	20"	60"	1 1/2"	RPTDEFM(L/R)6020() () () ()	1,128.	1,632.	1,875.	2,439.	2,010.	2,102.	2,207.
	20"	66"	1 1/2"	RPTDEFM(L/R)6620() () () ()	1,140.	1,650.	1,898.	2,468.	2,026.	2,117.	2,221.
	20"	72"	1 1/2"	RPTDEFM(L/R)7220() () () ()	1,150.	1,680.	1,930.	2,510.	2,054.	2,143.	2,248.
	20"	78"	1 1/2"	RPTDEFM(L/R)7820() () () ()	1,161.	1,698.	1,953.	2,539.	2,070.	2,160.	2,265.
	20"	84"	1 1/2"	RPTDEFM(L/R)8420() () () ()	1,171.	1,736.	1,996.	2,595.	2,107.	2,198.	2,302.
	24"	36"	1 1/2"	RPTDEFM(L/R)3624() () () ()	1,061.	1,496.	1,720.	2,236.	1,868.	1,959.	2,063.
	24"	42"	1 1/2"	RPTDEFM(L/R)4224() () () ()	1,084.	1,523.	1,750.	2,276.	1,893.	1,982.	2,087.
	24"	48"	1 1/2"	RPTDEFM(L/R)4824() () () ()	1,107.	1,544.	1,775.	2,309.	1,910.	2,002.	2,106.
	24"	54"	1 1/2"	RPTDEFM(L/R)5424() () () ()	1,119.	1,568.	1,803.	2,344.	1,930.	2,022.	2,127.
	24"	60"	1 1/2"	RPTDEFM(L/R)6024() () () ()	1,165.	1,681.	1,932.	2,512.	2,054.	2,143.	2,248.
	24"	66"	1 1/2"	RPTDEFM(L/R)6624() () () ()	1,177.	1,704.	1,959.	2,547.	2,072.	2,163.	2,267.
	24"	72"	1 1/2"	RPTDEFM(L/R)7224() () () ()	1,219.	1,726.	1,984.	2,580.	2,090.	2,182.	2,286.
	24"	78"	1 1/2"	RPTDEFM(L/R)7824() () () ()	1,230.	1,757.	2,021.	2,627.	2,120.	2,210.	2,315.
	24"	84"	1 1/2"	RPTDEFM(L/R)8424() () () ()	1,243.	1,797.	2,066.	2,687.	2,159.	2,250.	2,354.

Order Code	Specification Information	Application Notes
Example: RPTDEFM(L/R)4830() () ()	<i>To order please specify pattern number including:</i>	It is not advisable to mix 28 3/8" h desk height product with 26 1/2" h standard height products.
R Reff	1. <i>Left or Right hand:</i>	Products on this page work with 28 3/8" height planning.
PT Peninsula	2. <i>Grommet option:</i> E = End M = Mid. grommet N = No grommet	
D 1 1/2"	3. <i>Grommet finish:</i> Painted or plated	Products on this page will accept woodgrain laminate where laminate is currently an option.
E Thick End Panel Leg	4. <i>Worksurface finish:</i> L, V1, V2, V3	Worksurface stiffeners, recommended to provide additional support for open spans greater than 48" w.
FM Flush Mount Attachment Plate	5. <i>Leg finish:</i> Wood or Laminate	
L Left hand/ Right hand	6. <i>Stand Off finish:</i> Painted	
60 Width		
20 Depth		
E Grommet Option		
115 Grommet Finish		
V316 Worksurface Finish		
V316 Leg Finish		
115 Stand-Off Finish		

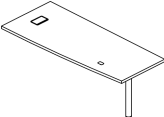
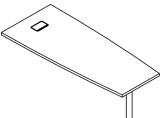
*Worksurface with Thick End Panel
Flush Mount Attachment, Rectilinear top*

description	d	w	th	pattern no.	L/L	V1/V1	V2/V2	V3/V3	L/V1	L/V2	L/V3
 <p>Left hand shown</p>	30"	36"	1 1/2"	RPTDEFM(L/R)3630() () () ()	\$1,144.	\$1,532.	\$1,762.	\$2,290.	\$1,900.	\$1,991.	\$2,096.
	30"	42"	1 1/2"	RPTDEFM(L/R)4230() () () ()	1,159.	1,559.	1,794.	2,332.	1,923.	2,013.	2,118.
	30"	48"	1 1/2"	RPTDEFM(L/R)4830() () () ()	1,191.	1,595.	1,836.	2,386.	1,956.	2,047.	2,152.
	30"	54"	1 1/2"	RPTDEFM(L/R)5430() () () ()	1,205.	1,623.	1,866.	2,426.	1,977.	2,069.	2,174.
	30"	60"	1 1/2"	RPTDEFM(L/R)6030() () () ()	1,335.	1,741.	2,002.	2,602.	2,105.	2,195.	2,299.
	30"	66"	1 1/2"	RPTDEFM(L/R)6630() () () ()	1,351.	1,767.	2,032.	2,643.	2,127.	2,217.	2,322.
	30"	72"	1 1/2"	RPTDEFM(L/R)7230() () () ()	1,366.	1,803.	2,074.	2,697.	2,160.	2,250.	2,355.
	30"	78"	1 1/2"	RPTDEFM(L/R)7830() () () ()	1,380.	1,831.	2,106.	2,738.	2,183.	2,273.	2,378.
	30"	84"	1 1/2"	RPTDEFM(L/R)8430() () () ()	1,396.	1,886.	2,167.	2,817.	2,235.	2,326.	2,430.
	36"	36"	1 1/2"	RPTDEFM(L/R)3636() () () ()	1,217.	1,565.	1,800.	2,340.	1,927.	2,019.	2,123.
	36"	42"	1 1/2"	RPTDEFM(L/R)4236() () () ()	1,252.	1,605.	1,846.	2,399.	1,964.	2,055.	2,159.
	36"	48"	1 1/2"	RPTDEFM(L/R)4836() () () ()	1,254.	1,645.	1,893.	2,460.	2,000.	2,090.	2,194.
	36"	54"	1 1/2"	RPTDEFM(L/R)5436() () () ()	1,271.	1,679.	1,929.	2,508.	2,026.	2,117.	2,221.
	36"	60"	1 1/2"	RPTDEFM(L/R)6036() () () ()	1,404.	1,799.	2,070.	2,690.	2,157.	2,246.	2,351.
	36"	66"	1 1/2"	RPTDEFM(L/R)6636() () () ()	1,422.	1,832.	2,107.	2,739.	2,182.	2,273.	2,378.
	36"	72"	1 1/2"	RPTDEFM(L/R)7236() () () ()	1,438.	1,872.	2,154.	2,800.	2,219.	2,310.	2,415.
	36"	78"	1 1/2"	RPTDEFM(L/R)7836() () () ()	1,458.	1,905.	2,190.	2,848.	2,244.	2,336.	2,441.
	36"	84"	1 1/2"	RPTDEFM(L/R)8436() () () ()	1,474.	1,954.	2,247.	2,921.	2,292.	2,383.	2,488.

Order Code	Specification Information	Application Notes
Example: RPTDEFM(L/R)4830() () ()	<i>To order please specify pattern number including:</i>	It is not advisable to mix 28 3/8" desk height product with 26 1/2" standard height products.
R Reff	1. <i>Left or Right hand:</i>	Products on this page work with 28 3/8" height planning.
PT Peninsula	2. <i>Grommet option:</i>	
D 1 1/2"	E = End	Products on this page will accept woodgrain laminate where laminate is currently an option.
E Thick End Panel Leg	M = Mid. grommet	
FM Flush Mount Attachment Plate	N = No grommet	Worksurface stiffeners, recommended to provide additional support for open spans greater than 48" w.
L Left hand/ Right hand	3. <i>Grommet finish:</i>	
60 Width	Painted or plated	Wire chase sold separately.
20 Depth	4. <i>Worksurface finish:</i>	
E Grommet Option	L, V1, V2, V3	Refer to grommet page for location option.
115 Grommet Finish	5. <i>Leg finish:</i>	
V316 Worksurface Finish	Wood or Laminate	From users perspective, if the leg is on the right side, the peninsula is classified a "Right Hand" peninsula.
V316 Leg Finish	6. <i>Stand Off finish:</i>	
115 Stand-Off Finish	Painted	

Worksurface with Column Leg

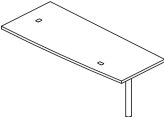
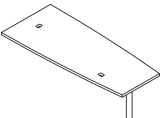
Stand-Off with Power Center, Asymmetrical and Symmetrical Bullet top

description	d	w	th	pattern no.	L	M/V1	V2	V3
 Peninsula, Asymmetrical Bullet Top Left handed peninsula shown	30"	60"	1 1/2"	RATDCPC(L/R)6030() () () ()	\$1,542.	\$1,817.	\$2,045.	\$2,461.
	30"	66"	1 1/2"	RATDCPC(L/R)6630() () () ()	1,560.	1,843.	2,077.	2,472.
	30"	66"	1 1/2"	RATDCPC(L/R)7230() () () ()	1,576.	1,879.	2,121.	2,548.
	30"	78"	1 1/2"	RATDCPC(L/R)7830() () () ()	1,593.	1,906.	2,154.	2,613.
	30"	84"	1 1/2"	RATDCPC(L/R)8430() () () ()	1,610.	1,942.	2,196.	2,686.
	36"	60"	1 1/2"	RATDCPC(L/R)6036() () () ()	1,574.	1,868.	2,115.	2,533.
	36"	66"	1 1/2"	RATDCPC(L/R)6636() () () ()	1,594.	1,905.	2,154.	2,609.
	36"	72"	1 1/2"	RATDCPC(L/R)7236() () () ()	1,614.	1,945.	2,202.	2,692.
	36"	78"	1 1/2"	RATDCPC(L/R)7836() () () ()	1,634.	1,976.	2,241.	2,768.
	36"	84"	1 1/2"	RATDCPC(L/R)8436() () () ()	1,654.	2,006.	2,279.	2,840.
 Peninsula, Symmetrical Bullet Top Left hand shown	30"	60"	1 1/2"	RSTDCPC(L/R)6030() () () ()	1,682.	2,137.	2,397.	2,761.
	30"	66"	1 1/2"	RSTDCPC(L/R)6630() () () ()	1,700.	2,173.	2,440.	2,830.
	30"	72"	1 1/2"	RSTDCPC(L/R)7230() () () ()	1,718.	2,200.	2,473.	2,900.
	30"	78"	1 1/2"	RSTDCPC(L/R)7830() () () ()	1,738.	2,226.	2,506.	2,965.
	30"	84"	1 1/2"	RSTDCPC(L/R)8430() () () ()	1,753.	2,262.	2,549.	3,038.
	36"	60"	1 1/2"	RSTDCPC(L/R)6036() () () ()	1,716.	2,195.	2,467.	2,885.
	36"	66"	1 1/2"	RSTDCPC(L/R)6636() () () ()	1,739.	2,225.	2,507.	2,961.
	36"	72"	1 1/2"	RSTDCPC(L/R)7236() () () ()	1,760.	2,265.	2,554.	3,045.
	36"	78"	1 1/2"	RSTDCPC(L/R)7836() () () ()	1,782.	2,296.	2,594.	3,120.
	36"	84"	1 1/2"	RSTDCPC(L/R)8436() () () ()	1,804.	2,326.	2,631.	3,192.

Order Code	Specification Information	Application Notes
Example: RATDCPC(L/R)6030() () () ()	To order please specify pattern number including:	It is not advisable to mix 28 3/8" desk height product with 26 1/2" standard height products.
R Reff	1. Grommet finish: Painted or Plated	Peninsula worksurfaces with power center do not come with Electrical Components.
AT Asymmetrical Top	2. Top finish: L, V1, V2, V3	Products on this page work with 28 3/8" height planning.
D 1 1/2"	3. Leg finish: Painted or Plated	Products on this page will accept woodgrain laminate where laminate is currently an option.
C Column Leg	4. Stand-off finish: Painted	Modesty sold separately and can be field installed.
PC Power Center		Wire chase sold separately.
L Left hand/ Right hand		Refer to grommet page for location option.
60 Width	Grommet type: P only	Worksurface stiffeners, recommended to provide additional support for open spans greater than 48" w.
30 Depth		Upcharges apply to legs with P2, P3 and P4 finishes.
115 Grommet Finish		Additional upcharges;
114 Worksurface Finish		Leg Finish Add
115 Leg Finish		P2 \$35
115 Stand-off Finish		P3 \$50
		P4 \$150

Worksurface with Column Leg

Simple Stand-Off, Asymmetrical and Symmetrical Bullet top

description	d	w	th	pattern no.	L	M/V1	V2	V3
Peninsula, Asymmetrical Bullet Top  Left handed peninsula shown	30"	60"	1 1/2"	RATDCST(L/R)6030 () () () ()	\$1,393.	\$1,604.	\$1,811.	\$2,174.
	30"	66"	1 1/2"	RATDCST(L/R)6630 () () () ()	1,409.	1,630.	1,843.	2,237.
	30"	72"	1 1/2"	RATDCST(L/R)7230 () () () ()	1,427.	1,666.	1,885.	2,312.
	30"	78"	1 1/2"	RATDCST(L/R)7830 () () () ()	1,443.	1,693.	1,918.	2,377.
	30"	84"	1 1/2"	RATDCST(L/R)8430 () () () ()	1,460.	1,728.	1,961.	2,451.
	36"	60"	1 1/2"	RATDCST(L/R)6036 () () () ()	1,425.	1,661.	1,881.	2,299.
	36"	66"	1 1/2"	RATDCST(L/R)6636 () () () ()	1,444.	1,692.	1,920.	2,374.
	36"	72"	1 1/2"	RATDCST(L/R)7236 () () () ()	1,464.	1,732.	1,968.	2,457.
	36"	78"	1 1/2"	RATDCST(L/R)7836 () () () ()	1,484.	1,762.	2,006.	2,533.
	36"	84"	1 1/2"	RATDCST(L/R)8436 () () () ()	1,504.	1,793.	2,004.	2,606.
Peninsula, Symmetrical Bullet Top  Left hand shown	30"	60"	1 1/2"	RSTDCST(L/R)6030 () () () ()	1,518.	1,945.	2,185.	2,549.
	30"	66"	1 1/2"	RSTDCST(L/R)6630 () () () ()	1,536.	1,970.	2,217.	2,613.
	30"	72"	1 1/2"	RSTDCST(L/R)7230 () () () ()	1,555.	2,007.	2,261.	2,687.
	30"	78"	1 1/2"	RSTDCST(L/R)7830 () () () ()	1,573.	2,033.	2,294.	2,752.
	30"	84"	1 1/2"	RSTDCST(L/R)8430 () () () ()	1,590.	2,069.	2,336.	2,826.
	36"	60"	1 1/2"	RSTDCST(L/R)6036 () () () ()	1,553.	2,002.	2,256.	2,673.
	36"	66"	1 1/2"	RSTDCST(L/R)6636 () () () ()	1,574.	2,032.	2,295.	2,749.
	36"	72"	1 1/2"	RSTDCST(L/R)7236 () () () ()	1,596.	2,072.	2,342.	2,833.
	36"	78"	1 1/2"	RSTDCST(L/R)7836 () () () ()	1,618.	2,103.	2,382.	2,907.
	36"	84"	1 1/2"	RSTDCST(L/R)8436 () () () ()	1,639.	2,133.	2,419.	2,981.

Order Code	
Example: RATDCST (L/R)6030	
R	Reff
AT	Asymmetrical Top
D	1 1/2"
C	Column Leg
ST	Stand-Off
L/R	Left/Right Hand
60	Width
30	Depth
N	Grommet Option
115	Grommet Finish
V316	Worksurface Finish
115	Leg Finish
115	Stand-Off Finish

Specification Information

To order please specify pattern number including:

- Grommet option:
 N=No grommet
 E=End grommet
 S=Grommet over Stand-Off
 SE=Grommet over Stand-off plus end grommet
 SD=Stand-off with drop in box
 SDR=Right hand stand-off with drop in box
 SDL=Left hand stand-off with drop in box
Note: SD, SDR and SDL are only factory cutout, no grommet option is necessary. Also electric must be ordered separately for these 3 options.
- Grommet finish:
 Painted or Plated
- Top finish:
 L, V1, V2, V3
- Leg finish:
 Painted or Plated
- Stand-off finish:
 Painted

Finish:
 L,V1,V2,V3

Leg Finish:
 Painted or plated

Stand-off Finish:
 Painted

It is not advisable to mix 28 3/8" h desk height product with 26 1/2" h standard height products.

Products on this page work with 28 3/8" height planning.

Products on this page will accept woodgrain laminate where laminate is currently an option.

Worksurface stiffeners, recommended to provide additional support for open spans greater than 48" w.

Upcharges apply to legs with P2, P3 and P4 finishes.

Additional upcharges:

Leg Finish	Add
P2	\$35
P3	\$50
P4	\$150

Application Notes

Peninsula worksurfaces with power center do not come with Electrical Components.

For electrical components please refer to page 340.

Modesty sold separately and can be field installed.

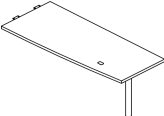
Wire chase sold separately.

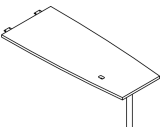
Refer to grommet page for location option.

From users perspective, if the leg is on the right side, the peninsula is classified a "Right Hand" peninsula.

Worksurface with Column Leg

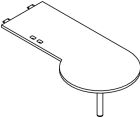
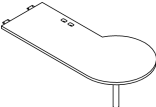
Flush Mount Attachment, Asymmetrical and Symmetrical Bullet top

description	d	w	th	pattern no.	L	M/V1	V2	V3
Peninsula, Asymmetrical Bullet Top  Left handed peninsula shown	30"	48"	1 1/2"	RATDCFM(L/R)4830() () ()	\$1,110.	\$1,403.	\$1,582.	\$1,883.
	30"	54"	1 1/2"	RATDCFM(L/R)5430() () ()	1,198.	1,429.	1,614.	1,946.
	30"	60"	1 1/2"	RATDCFM(L/R)6030() () ()	1,276.	1,498.	1,693.	2,057.
	30"	66"	1 1/2"	RATDCFM(L/R)6630() () ()	1,293.	1,523.	1,725.	2,121.
	30"	72"	1 1/2"	RATDCFM(L/R)7230() () ()	1,320.	1,560.	1,769.	2,196.
	30"	78"	1 1/2"	RATDCFM(L/R)7830() () ()	1,342.	1,587.	1,802.	2,261.
	30"	84"	1 1/2"	RATDCFM(L/R)8430() () ()	1,372.	1,622.	1,845.	2,334.
	36"	48"	1 1/2"	RATDCFM(L/R)4836() () ()	1,153.	1,451.	1,641.	1,987.
	36"	54"	1 1/2"	RATDCFM(L/R)5436() () ()	1,227.	1,482.	1,680.	2,063.
	36"	60"	1 1/2"	RATDCFM(L/R)6036() () ()	1,308.	1,555.	1,764.	2,181.
	36"	66"	1 1/2"	RATDCFM(L/R)6636() () ()	1,328.	1,586.	1,803.	2,257.
	36"	72"	1 1/2"	RATDCFM(L/R)7236() () ()	1,348.	1,626.	1,851.	2,341.
	36"	78"	1 1/2"	RATDCFM(L/R)7836() () ()	1,367.	1,656.	1,890.	2,417.
	36"	84"	1 1/2"	RATDCFM(L/R)8436() () ()	1,387.	1,687.	1,927.	2,489.

Peninsula, Symmetrical Bullet Top  Left hand shown	30"	48"	1 1/2"	RSTDCFM(L/R)4830() () ()	1,210.	1,744.	1,957.	2,257.
	30"	54"	1 1/2"	RSTDCFM(L/R)5430() () ()	1,235.	1,769.	1,989.	2,321.
	30"	60"	1 1/2"	RSTDCFM(L/R)6030() () ()	1,391.	1,838.	2,068.	2,432.
	30"	66"	1 1/2"	RSTDCFM(L/R)6630() () ()	1,409.	1,864.	2,100.	2,495.
	30"	72"	1 1/2"	RSTDCFM(L/R)7230() () ()	1,428.	1,900.	2,144.	2,571.
	30"	78"	1 1/2"	RSTDCFM(L/R)7830() () ()	1,446.	1,927.	2,177.	2,636.
	30"	84"	1 1/2"	RSTDCFM(L/R)8430() () ()	1,463.	1,963.	2,219.	2,709.
	36"	48"	1 1/2"	RSTDCFM(L/R)4836() () ()	1,258.	1,792.	2,016.	2,362.
	36"	54"	1 1/2"	RSTDCFM(L/R)5436() () ()	1,282.	1,823.	2,055.	2,438.
	36"	60"	1 1/2"	RSTDCFM(L/R)6036() () ()	1,426.	1,895.	2,138.	2,556.
	36"	66"	1 1/2"	RSTDCFM(L/R)6636() () ()	1,447.	1,926.	2,177.	2,632.
	36"	72"	1 1/2"	RSTDCFM(L/R)7236() () ()	1,469.	1,966.	2,225.	2,716.
	36"	78"	1 1/2"	RSTDCFM(L/R)7836() () ()	1,490.	1,997.	2,264.	2,791.
	36"	84"	1 1/2"	RSTDCFM(L/R)8436() () ()	1,512.	2,027.	2,302.	2,863.

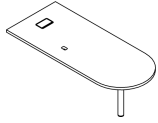
Order Code	Specification Information	Application Notes
Example: RATDCFM (L/R)4830	To order please specify pattern number including:	It is not advisable to mix 28 3/8" h desk height product with 26 1/2" h standard height products.
R Reff	1. Grommet option: E=End grommet N=No grommet	Products on this page work with 28 3/8" height planning.
AT Asymmetrical Top	2. Grommet finish: Painted or Plated	Products on this page will accept woodgrain laminate where laminate is currently an option.
D 1 1/2"	3. Top finish: L, V1, V2, V3	Worksurface stiffeners, recommended to provide additional support for open spans greater than 48" w.
C Column Leg	4. Leg finish: Painted or Plated	Upcharges apply to legs with P2, P3 and P4 finishes. Additional upcharges;
FM Flush Mount Plate		Leg Finish Add P2 \$35 P3 \$50 P4 \$150
L/R Left/Right Hand		Peninsula worksurfaces with power center do not come with Electrical Components.
48 Width		For electrical components please refer to page 340.
30 Depth		Modesty sold separately and can be field installed.
N Grommet Option		Wire chase sold separately.
115 Grommet Finish		Refer to grommet page for location option.
V316 Worksurface Finish		From users perspective, if the leg is on the right side, the peninsula is classified a "Right Hand" peninsula.
115 Leg Finish		

Peninsula 1 1/2"
 Worksurface with Column Leg
 Flush Mount Attachment, P and 9 tops

description	d	w	th	pattern no.	L	M/V1	V2	V3
Peninsula, P Shaped Top 	30"	84"	1 1/2"	RPTDCFM8430 () () ()	\$3,080.	\$2,348.	\$2,424.	\$3,002.
	30"	96"	1 1/2"	RPTDCFM9630 () () ()	3,122.	2,417.	2,503.	3,153.
Peninsula, 9 Shaped Top 	30"	84"	1 1/2"	R9TDCFM8430 () () ()	3,080.	2,348.	2,424.	3,002.
	30"	96"	1 1/2"	R9TDCFM9630 () () ()	3,122.	2,417.	2,503.	3,153.

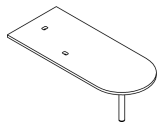
Order Code	Specification Information	Application Notes
Example: RPTDCFM8430 () () ()	<i>To order please specify pattern number including:</i>	It is not advisable to mix 28 3/8" h desk height product with 26 1/2" h standard height products.
R Reff	1. Grommet option: F=Flush M=Mid. Grommet N=No grommet	Products on this page work with 28 3/8" height planning.
PT P-Shaped top	2. Grommet finish: Painted or Plated	Products on this page will accept woodgrain laminate where laminate is currently an option.
D 1 1/2"	3. Top finish: L, V1, V2, V3	Worksurface stiffeners, recommended to provide additional support for open spans greater than 48" w.
C Column Leg	4. Leg finish: Painted or Plated	Upcharges apply to legs with P2, P3 and P4 finishes.
FM Flush Mount Attachment Plate		Additional upcharges:
84 Width		Leg Finish Add
30 Depth		P2 \$35
N Grommet Option		P3 \$50
115 Grommet Finish		P4 \$150
114 Worksurface Finish		
115 Leg Finish		

Peninsula 1 1/2"
 Worksurface with Column Leg
 Stand-Off with Power Center, D top

description	d	w	th	pattern no.	L	M/V1	V2	V3
 Peninsula, D-Shaped Top Left hand shown	30"	66"	1 1/2"	RDTDCPC(L/R)6630() () () ()	\$1,756.	\$1,991.	\$2,077.	\$2,421.
	30"	72"	1 1/2"	RDTDCPC(L/R)7230() () () ()	1,780.	2,018.	2,113.	2,485.
	30"	78"	1 1/2"	RDTDCPC(L/R)7830() () () ()	1,799.	2,039.	2,141.	2,541.
	30"	84"	1 1/2"	RDTDCPC(L/R)8430() () () ()	1,824.	2,068.	2,176.	2,602.
	30"	90"	1 1/2"	RDTDCPC(L/R)9030() () () ()	1,844.	2,088.	2,205.	2,657.
	30"	96"	1 1/2"	RDTDCPC(L/R)9630() () () ()	1,861.	2,109.	2,230.	2,709.
	36"	66"	1 1/2"	RDTDCPC(L/R)6636() () () ()	1,798.	2,038.	2,141.	2,538.
	36"	72"	1 1/2"	RDTDCPC(L/R)7236() () () ()	1,827.	2,071.	2,181.	2,607.
	36"	78"	1 1/2"	RDTDCPC(L/R)7836() () () ()	1,848.	2,096.	22,214.	2,672.
	36"	84"	1 1/2"	RDTDCPC(L/R)8436() () () ()	1,869.	2,118.	2,246.	2,735.
	36"	90"	1 1/2"	RDTDCPC(L/R)9036() () () ()	1,892.	2,143.	2,280.	2,799.
	36"	96"	1 1/2"	RDTDCPC(L/R)9636() () () ()	1,915.	2,169.	2,312.	2,863.

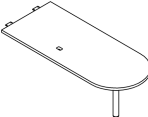
Order Code	Specification Information	Application Notes
Example: RDTDCPCL6630 () () ()	To order please specify pattern number including:	It is not advisable to mix 28 3/8" h desk height product with 26 1/2" h standard height products.
R Reff	1. Grommet option: P=Power center PM=Power center and middle grommet	Peninsula worksurfaces with power center do not come with Electrical Components.
DT P-Shaped top	2. Grommet finish: Painted or Plated	Products on this page work with 28 3/8" height planning.
D 1 1/2"	3. Top finish: L, V1, V2, V3	For electrical components please refer to page 340.
C Column Leg	4. Leg finish: Painted or Plated	Products on this page will accept woodgrain laminate where laminate is currently an option.
PC Power Center	5. Stand-off finish: Painted	Modesty sold separately and can be field installed.
L		Wire chase sold separately.
66 Width		Worksurface stiffeners, recommended to provide additional support for open spans greater than 48" w.
30 Depth		Refer to grommet page for location option.
P Grommet option		Upcharges apply to legs with P2, P3 and P4 finishes.
115 Grommet finish		Additional upcharges;
V316 Top finish		Leg Finish Add
115 Leg Finish		P2 \$35
115 Stand-Off Finish		P3 \$50
		P4 \$150

Peninsula 1 1/2"
 Worksurface with Column Leg
 Simple Stand-Off, D top

description	d	w	th	pattern no.	L	M/V1	V2	V3
 <p>Left hand shown</p>	30"	66"	1 1/2"	RDTDCST(L/R)6630() () () ()	\$1,606.	\$1,819.	\$1,906.	\$2,251.
	30"	72"	1 1/2"	RDTDCST(L/R)7230() () () ()	1,631.	1,848.	1,943.	2,315.
	30"	78"	1 1/2"	RDTDCST(L/R)7830() () () ()	1,649.	1,869.	1,971.	2,370.
	30"	84"	1 1/2"	RDTDCST(L/R)8430() () () ()	1,673.	1,897.	2,005.	2,433.
	30"	90"	1 1/2"	RDTDCST(L/R)9030() () () ()	1,692.	1,919.	2,033.	2,487.
	30"	96"	1 1/2"	RDTDCST(L/R)9630() () () ()	1,711.	1,939.	2,060.	2,540.
	36"	66"	1 1/2"	RDTDCST(L/R)6636() () () ()	1,648.	1,868.	1,971.	2,367.
	36"	72"	1 1/2"	RDTDCST(L/R)7236() () () ()	1,676.	1,900.	2,010.	2,437.
	36"	78"	1 1/2"	RDTDCST(L/R)7836() () () ()	1,698.	1,924.	2,044.	2,502.
	36"	84"	1 1/2"	RDTDCST(L/R)8436() () () ()	1,719.	1,948.	2,076.	2,564.
	36"	90"	1 1/2"	RDTDCST(L/R)9036() () () ()	1,741.	1,973.	2,109.	2,628.
	36"	96"	1 1/2"	RDTDCST(L/R)9636() () () ()	1,763.	1,999.	2,141.	2,693.

Order Code	Specification Information	Application Notes
Example: RDTDCST6630 () () ()	<i>To order please specify pattern number including:</i>	It is not advisable to mix 28 3/8" h desk height product with 26 1/2" h standard height products.
R Reff		Peninsula worksurfaces with power center do not come with Electrical Components.
DT D-Shaped top	1. Grommet option: M=Mid. Grommet N=No grommet S=Stand-off	Products on this page work with 28 3/8" height planning.
D 1 1/2"	SM=Stand-off plus grommet SD=Stand-off with drop in box SDL=Left hand Stand-off with drop in box	Products on this page will accept woodgrain laminate where laminate is currently an option.
C Column Leg	SDR=Right hand Stand-off with drop in box	Worksurface stiffeners, recommended to provide additional support for open spans greater than 48" w.
ST Stand-Off	Note: SD, SDR and SDL are only factory cutout, no grommet option is necessary. Also electric must be ordered separately for these 3 options.	Upcharges apply to legs with P2, P3 and P4 finishes. Additional upcharges:
66 Width	2. Grommet finish: Painted or Plated	Leg Finish Add P2 \$35 P3 \$50 P4 \$150
30 Depth	3. Top finish: L, V1, V2, V3	
N Grommet Option	4. Leg finish: Painted or Plated	
115 Grommet Finish	5. Stand-off finish: Painted	
V316 Worksurface Finish		For electrical components please refer to page 340.
115 Leg Finish		Modesty sold separately and can be field installed.
115 Stand-Off Finish		Wire chase sold separately. Refer to grommet page for location option. From users perspective, if the leg is on the right side, the peninsula is classified a "Right Hand" peninsula.

Peninsula 1 1/2"
 Worksurface with Column Leg
 Flush Mount Attachment, D top

description	d	w	th	pattern no.	L	M/V1	V2	V3
 <p>Left hand shown</p>	30"	54"	1 1/2"	RDTDCFM(L/R)5430() () ()	\$1,424.	\$1,613.	\$1,688.	\$1,977.
	30"	60"	1 1/2"	RDTDCFM(L/R)6030() () ()	1,480.	1,678.	1,758.	2,076.
	30"	66"	1 1/2"	RDTDCFM(L/R)6630() () ()	1,499.	1,698.	1,786.	2,131.
	30"	72"	1 1/2"	RDTDCFM(L/R)7230() () ()	1,524.	1,726.	1,821.	2,192.
	30"	78"	1 1/2"	RDTDCFM(L/R)7830() () ()	1,542.	1,748.	1,850.	2,248.
	30"	84"	1 1/2"	RDTDCFM(L/R)8430() () ()	1,567.	1,775.	1,886.	2,311.
	36"	54"	1 1/2"	RDTDCFM(L/R)5436() () ()	1,461.	1,656.	1,743.	2,076.
	36"	60"	1 1/2"	RDTDCFM(L/R)6036() () ()	1,520.	1,722.	1,817.	2,181.
	36"	66"	1 1/2"	RDTDCFM(L/R)6636() () ()	1,541.	1,747.	1,850.	2,245.
	36"	72"	1 1/2"	RDTDCFM(L/R)7236() () ()	1,569.	1,779.	1,890.	2,316.
	36"	78"	1 1/2"	RDTDCFM(L/R)7836() () ()	1,592.	1,804.	1,923.	2,381.
	36"	84"	1 1/2"	RDTDCFM(L/R)8436() () ()	1,613.	1,827.	1,955.	2,443.

Order Code	Specification Information	Application Notes
Example: RDTDCFM5430 () () ()	To order please specify pattern number including:	It is not advisable to mix 28 3/8" h desk height product with 26 1/2" h standard height products.
R Reff	1. Grommet option: N=None M=Middle	Products on this page work with 28 3/8" height planning.
DT P-Shapped top	2. Grommet finish: Painted or Plated	Products on this page will accept woodgrain laminate where laminate is currently an option.
D 1 1/2"	3. Worksurface finish: L, V1, V2, V3	Worksurface stiffeners, recommended to provide additional support for open spans greater than 48" w.
C Column Leg	4. Leg finish: Painted or Plated	Upcharges apply to legs with P2, P3 and P4 finishes. Additional upcharges: Leg Finish Add P2 \$35 P3 \$50 P4 \$150
FM Flush Mount Attachment Plate		Peninsula worksurfaces with power center do not come with Electrical Components. For electrical components please refer to page 340. Modesty sold separately and can be field installed. Wire chase sold separately. Refer to grommet page for location option. From users perspective, if the leg is on the right side, the peninsula is classified a "Right Hand" peninsula.
54 Width		
30 Depth		
M Grommet Option		
115 Grommet Finish		
V316 Worksurface Finish		
115 Leg Finish		

Tables with Open Frame Leg

Rectangular, 1 1/2" thick

description	d	w	th	pattern no.	L	M/V1	V2	V3
Table Top Rectangle 24" Deep with 28 3/8" height leg	24"	60"	1 1/2"	RTRDOF60242() ()	\$1,689.	\$1,797.	\$2,014.	\$2,322.
	24"	66"	1 1/2"	RTRDOF66242() ()	1,674.	1,843.	2,068.	2,404.
	24"	72"	1 1/2"	RTRDOF72242() ()	1,742.	1,856.	1,761.	2,431.
	24"	78"	1 1/2"	RTRDOF78242() ()	1,768.	1,911.	2,148.	2,538.
	24"	84"	1 1/2"	RTRDOF84242() ()	1,784.	1,956.	2,200.	2,616.

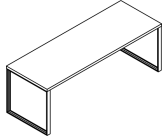


Table Top Rectangle 30" Deep with 28 3/8" height leg	30"	60"	1 1/2"	RTRDOF60302() ()	1,779.	1,874.	2,107.	2,471.
	30"	66"	1 1/2"	RTRDOF66302() ()	1,819.	1,923.	2,165.	2,561.
	30"	72"	1 1/2"	RTRDOF72302() ()	1,838.	1,938.	2,211.	2,638.
	30"	78"	1 1/2"	RTRDOF78302() ()	1,866.	2,001.	2,258.	2,716.
	30"	84"	1 1/2"	RTRDOF84302() ()	1,885.	2,060.	2,327.	2,816.

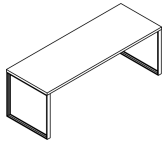
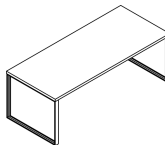


Table Top Rectangle 36" Deep with 28 3/8" height leg	36"	60"	1 1/2"	RTRDOF60362() ()	1,809.	1,931.	2,178.	2,595.
	36"	66"	1 1/2"	RTRDOF66362() ()	1,851.	1,985.	2,243.	2,697.
	36"	72"	1 1/2"	RTRDOF72362() ()	1,873.	2,028.	2,294.	2,783.
	36"	78"	1 1/2"	RTRDOF78362() ()	1,904.	2,071.	2,345.	2,872.
	36"	84"	1 1/2"	RTRDOF84362() ()	1,926.	2,124.	2,409.	2,970.



Order Code

Example:	RTRDOF60242
R	Reff
TR	Table Rectangular
D	1 1/2"
OF	Open Frame Leg
60	Width
24	Depth
2	28 3/8" height leg
V316	Finish
111	Leg Finish

Specification Information

To order please specify pattern number including:

1. Worksurface finish
L, V1, V2, V3
2. Open Frame Leg finish
Painted and Anodized

Upcharges apply to legs with P2, P3 and P4 finishes.
Additional upcharges;

LegFinish	Add
P2	\$120
P3	\$180
P4 for 20" & 24" d legs;	\$700
for 30" & 36" d legs;	\$900

Application Notes

It is not advisable to mix 28 3/8" h desk height product with 26 1/2" h standard height products.

Table height = 28 3/8" h to the underside of worksurface.

Product on this page will accept woodgrain laminate where laminate is currently an option.


Grommets are NOT optional for these tables.


The tables on this page, will come with appropriate stiffener support. Modesty sold separately.

For infill options please refer to page 62.

Assembly required, ships knock down.

Open Frames legs Infill Options for Tables and Peninsulas, 28³/₈" High

description	h	d	pattern no.	L	V1	V2	V3	glass
*Inside Infill Options for Open Frame Legs For Tables and Peninsulas, 28 ³ / ₈ " h 	26"	20"	RIPI202()	\$308.	\$399.	\$460.	\$597.	
	26"	24"	RIPI242()	316.	410.	471.	614.	
	26"	30"	RIPI302()	333.	431.	495.	645.	
	26"	36"	RIPI362()	353.	458.	525.	683.	

*Outside Infill Options for Open Frame Legs For Tables and Peninsulas, 28 ³ / ₈ " h 	27"	20"	RIPO202()	309.	401.	461.	599.	
	27"	24"	RIPO242()	317.	412.	473.	615.	
	27"	30"	RIPO302()	335.	434.	498.	648.	
	27"	36"	RIPO362()	354.	459.	527.	685.	

*Outside Glass Infill Options for Open Frame Legs For Tables and Peninsulas, 28 ³ / ₈ " h 	27"	20"	RIPOG202()					796.
	27"	24"	RIPOG242()					898.
	27"	30"	RIPOG302()					1,056.
	27"	36"	RIPOG362()					1,218.

Order Code	Specification Information	Application Notes
Example: RIPI242 ()	<i>To order please specify pattern number including:</i>	It is not advisable to mix 28 ³ / ₈ "h desk height product with 26 ¹ / ₂ "h standard height products.
R Reff Profiles	1. Finish: L, V1,V2,V3, Glass	Product on this page will accept woodgrain laminate where laminate is currently an option.
IP Infill Panel	I=Inside	All noted dimensions are nominal.
I Inside Infill	O=Outside	Both Inside and Outside infill panels are required and must be ordered separately.
24 Width	OG=Outside Glass	Installation instruction sheets available on Knoll Exchange. Reference number 6TP00307.
2 28 ³ / ₈ "h: Desk Height	Glass options: GL11, GL14, GL15, GL18	* Note: the infills for the open frame leg Peninsula and Tables are interchangeable, as of July 17, 2012.
() Finish		For replacement infills, prior July 17th, contact your account manager.
		Infills; fill entire opening of open frame legs.
		Infills connect to each other. Can be removed without any damage to the frame legs.
		Glass Option is only available for outside infill.
		Inside infill options are wood or laminate.

Tables with L-Legs

Rectangular and Square

description	d	w	th	pattern no.	L	M/V1	V2	V3
Table Top Rectangle 30" Deep with 28 ³ / ₈ " height leg	30"	48"	1 1/2"	RTRDL48302 () () ()	\$1,414.	\$1,654.	\$1,858.	\$1,916.
	30"	60"	1 1/2"	RTRDL60302 () () ()	1,477.	1,748.	1,969.	2,031.
	30"	72"	1 1/2"	RTRDL72302 () () ()	1,541.	1,810.	2,045.	2,164.

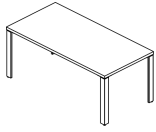


Table Top Rectangle 36" Deep with 28 ³ / ₈ " height leg	36"	72"	1 1/2"	RTRDL72362 () () ()	1,614.	1,876.	2,126.	2,306.
--	-----	-----	--------	-------------------------------	--------	--------	--------	--------

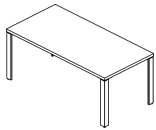
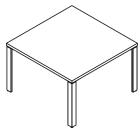


Table Top Square with 28 ³ / ₈ " height legs	42"	42"	1 1/2"	RTSDL42422 () () ()	1,470.	1,706.	1,923.	1,976.
	48"	48"	1 1/2"	RTSDL48482 () () ()	1,563.	1,790.	2,156.	2,465.



Order Code	Specification Information	Application Notes								
Example: RTRDL48301 () ()	<p><i>To order please specify pattern number including:</i></p> <ol style="list-style-type: none"> Grommet option: PE = Power center plus end grommet 2E = 2 + 2 Drop in electrical unit end 3E = 3 + 3 Drop in electrical unit end Grommet finish: PE = Painted or plated 2E, 3E = Drilled location only, finish not applicable Worksurface finish L, V1, V2, V3 Leg finish Painted / Anodized 	<p>It is not advisable to mix 28³/₈"h desk height product with 26 1/2"h standard height products.</p> <p>Table height = 28³/₈"h to the underside of worksurface.</p> <p>Product on this page will accept woodgrain laminate where laminate is currently an option.</p> <p>Assembly required, ships knock down.</p> <p>Worksurface stiffeners, recommended to provide additional support for open spans greater than 48"w.</p> <p>Upcharges apply to legs with P2, P3 and P4 finishes.</p> <p>Additional upcharges:</p> <table border="1"> <tr> <td>Leg Finish</td> <td>Add</td> </tr> <tr> <td>P2</td> <td>\$100</td> </tr> <tr> <td>P3</td> <td>\$160</td> </tr> <tr> <td>P4</td> <td>\$400</td> </tr> </table>	Leg Finish	Add	P2	\$100	P3	\$160	P4	\$400
Leg Finish			Add							
P2			\$100							
P3			\$160							
P4			\$400							
R Reff				When ordering: Power center grommets (PE), upcharges apply for: - lids and sleeves = \$144. - undermount wire basket kit = \$92						
TR Table Rectangular TS = Table Square				Grommet options; 2E and 3E are drilled options only.						
D 1 1/2"				Products on this page do not include electrical components. For electrical components, see page 344.						
L L-Leg				Modesty sold separately.						
48 Width				Installation instruction sheets available on Knoll Exchange. Refer to reference number 6TP00388, for drop in electrical.						
30 Depth										
2 28 ³ / ₈ " height										
PE Grommet option										
111 Grommet finish										
V316 Finish										
111 Leg Finish										

Tables with Reverse L-Legs

Rectangular and Square

description	d	w	th	pattern no.	L	M/V1	V2	V3
Table Top Rectangle 30" Deep with 28 ³ / ₈ " height leg	30"	48"	1 1/2"	RTRDRL48302 () () ()	\$1,414.	\$1,654.	\$1,858.	\$1,916.
	30"	60"	1 1/2"	RTRDRL60302 () () ()	1,477.	1,748.	1,969.	2,031.
	30"	72"	1 1/2"	RTRDRL72302 () () ()	1,541.	1,810.	2,045.	2,164.

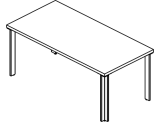


Table Top Rectangle 36" Deep with 28 ³ / ₈ " height leg	36"	72"	1 1/2"	RTRDRL72362 () () ()	1,614.	1,876.	2,126.	2,306.
--	-----	-----	--------	--------------------------------	--------	--------	--------	--------

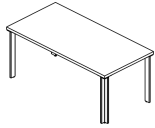
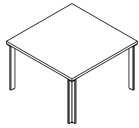


Table Top Square with 28 ³ / ₈ " height legs	42"	42"	1 1/2"	RTSDRL42422 () () ()	1,470.	1,706.	1,923.	1,976.
	48"	48"	1 1/2"	RTSDRL48482 () () ()	1,563.	1,790.	2,156.	2,465.



Order Code	Specification Information	Application Notes								
Example: RTRDRL48301 () () ()	<p><i>To order please specify pattern number including:</i></p> <ol style="list-style-type: none"> Grommet option: PE = Power center plus end grommet 2E = 2 + 2 Drop in electrical unit end 3E = 3 + 3 Drop in electrical unit end Worksurface finish: PE = Painted or plated 2E, 3E = Drilled location only, finish not applicable Worksurface finish L, V1, V2, V3 Leg finish Painted / Anodized 	<p>It is not advisable to mix 28³/₈"h desk height product with 26 1/2"h standard height products.</p> <p>Table height = 28³/₈"h to the underside of worksurface.</p> <p>Product on this page will accept woodgrain laminate where laminate is currently an option.</p> <p>Assembly required, ships knock down.</p> <p>Worksurface stiffeners, recommended to provide additional support for open spans greater than 54"w.</p> <p>Upcharges apply to legs with P2, P3 and P4 finishes. Additional upcharges:</p> <table border="0"> <tr> <td>Leg Finish</td> <td>Add</td> </tr> <tr> <td>P2</td> <td>\$100</td> </tr> <tr> <td>P3</td> <td>\$160</td> </tr> <tr> <td>P4</td> <td>\$400</td> </tr> </table>	Leg Finish	Add	P2	\$100	P3	\$160	P4	\$400
Leg Finish			Add							
P2			\$100							
P3			\$160							
P4			\$400							
R Reff				<p>When ordering: Power center grommets (PE), upcharges apply for: - lids and sleeves = \$144. - undermount wire basket kit = \$93</p> <p>Grommet options; 2E and 3E are drilled options only.</p> <p>Products on this page do not include electrical components. For electrical components, see page 344.</p> <p>Modesty sold separately.</p> <p>Installation instruction sheets available on Knoll Exchange. Refer to reference number 6TP00388, for drop in electrical.</p>						
TR Table Rectangular TS = Table Square										
D 1 1/2"										
RL Reverse L-Leg										
48 Width										
30 Depth										
2 28 ³ / ₈ " height										
PE Grommet option										
111 Grommet finish										
V316 Finish										
111 Leg Finish										

Tables with Soft Rectangular Legs

Rectangular and Square

description	d	w	th	pattern no.	L	M/V1	V2	V3
Table Top Rectangle 30" Deep with 28 ³ / ₈ " height leg	30"	48"	1 1/2"	RTRDS48302 () () ()	\$1,529.	\$1,769.	\$2,025.	\$2,286.
	30"	60"	1 1/2"	RTRDS60302 () () ()	1,593.	1,863.	2,096.	2,460.
	30"	72"	1 1/2"	RTRDS72302 () () ()	1,656.	1,926.	2,171.	2,598.

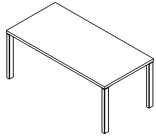


Table Top Rectangle 36" Deep with 28 ³ / ₈ " height leg	36"	72"	1 1/2"	RTRDS72362 () () ()	1,534.	1,790.	2,032.	2,521.
--	-----	-----	--------	-------------------------------	--------	--------	--------	--------

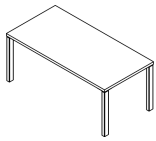
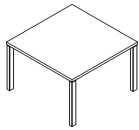


Table Top Square with 28 ³ / ₈ " height legs	42"	42"	1 1/2"	RTSDS42422 () () ()	1,585.	1,821.	2,049.	2,400.
	48"	48"	1 1/2"	RTSDS48482 () () ()	1,687.	1,906.	2,154.	2,592.



Order Code	Specification Information	Application Notes
Example: RTRDS48301 () () ()	<i>To order please specify pattern number including:</i>	It is not advisable to mix 28 ³ / ₈ "h desk height product with 26 1/2"h standard height products.
R Reff		Table height = 28 ³ / ₈ "h to the underside of worksurface.
TR Table Rectangular TS = Table Square	1. Grommet option: PE = Power center plus end grommet 2E = 2 + 2 Drop in electrical unit end 3E = 3 + 3 Drop in electrical unit end	Product on this page will accept woodgrain laminate where laminate is currently an option.
D 1 1/2"		Assembly required, ships knock down.
S Soft Rectangular Leg	2. Worksurface finish: PE = Painted or plated 2E, 3E = Drilled location only, finish not applicable	Worksurface stiffeners, recommended to provide additional support for open spans greater than 54"w.
48 Width		Upcharges apply to legs with P2, P3 and P4 finishes.
30 Depth	3. Leg finish Painted / Anodized	Additional upcharges:
2 28 ³ / ₈ " height		Leg Finish Add
PE Grommet option		P2 \$100
111 Grommet finish		P3 \$160
V316 Finish		P4 \$400
111 Leg Finish		

Application Notes

When ordering: Power center grommets (PE), upcharges apply for:
- lids and sleeves = \$144.
- undermount wire basket kit = \$93

Grommet options; 2E and 3E are drilled options only.

Products on this page do not include electrical components. For electrical components, see page 344.

Modesty sold separately.

Installation instruction sheets available on Knoll Exchange. Refer to reference number 6TP00388, for drop in electrical.

Tables with Column Legs

Round, Square, Rectangular and Racetrack

description	d	w	th	pattern no.	L	M/V1	V2	V3
Table Top Round with 28 ³ / ₈ " height legs	42"		1 1/2"	RTNDC422 () () ()	\$1,571.	\$2,278.	\$2,506.	\$3,258.
	48"		1 1/2"	RTNDC482 () () ()	1,731.	2,510.	2,761.	3,589.



Table Top Square with 28 ³ / ₈ " height legs	36"	36"	1 1/2"	RTSDC362 () ()	1,274.	1,465.	1,612.	2,096.
	42"	42"	1 1/2"	RTSDC422 () ()	1,394.	1,603.	1,763.	2,292.
	48"	48"	1 1/2"	RTSDC482 () ()	1,613.	1,855.	2,040.	2,652.

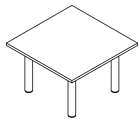


Table Top Rectangular with 28 ³ / ₈ " height legs	36"	72"	1 1/2"	RTRDC72362 () ()	1,505.	1,731.	1,904.	2,476.
	42"	84"	1 1/2"	RTRDC84422 () ()	1,703.	1,958.	2,154.	2,800.
	48"	96"	1 1/2"	RTRDC96482 () ()	1,981.	2,278.	2,506.	3,258.

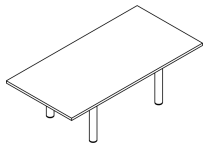
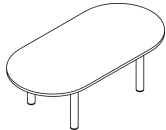


Table Top Racetrack with 28 ³ / ₈ " height legs	36"	72"	1 1/2"	RTTDC72362 () ()	1,672.	2,425.	2,668.	3,468.
	42"	84"	1 1/2"	RTTDC84422 () ()	1,827.	2,649.	2,914.	3,788.
	48"	96"	1 1/2"	RTTDC96482 () ()	2,045.	2,965.	3,262.	4,240.



Order Code

Example:	RTNDC361 () () ()
R	Reff
TN	Table Round
D	1 1/2"
C	Column Leg
36	Diameter
2	28 ³ / ₈ " height leg
V316	Finish
111	Leg Finish

Specification Information

To order please specify pattern number including:

1. Worksurface finish
L, V1, V2, V3
2. Leg finish
Painted / Plated

Upcharges apply to legs with P2, P3 and P4 finishes.
Additional upcharges;

Leg Finish	Add
P2	\$140
P3	\$200
P4	\$607

Application Notes

It is not advisable to mix 28³/₈"h desk height product with 26 1/2"h standard height products.

Table height = 28³/₈"h to the underside of worksurface.

Product on this page will accept woodgrain laminate where laminate is currently an option.

Assembly required, ships knock down.

Grommets are NOT optional for these tables.

Modesty sold separately.

36"d tops come with 2 1/2" dia. legs.
42"d tops come with 3" dia. legs.
48"d tops come with 4" dia. legs.

Tables - Mobile

Rectangular, Square and Round

description	d	w	th	pattern no.	L	M/V1	V2	V3
Table Top Round with 28 ³ / ₈ "h	36"		1 ¹ / ₂ "	RTNDC364 () () ()	\$2,100.	\$2,308.	\$2,371.	\$2,563.
Column legs with casters	42"		1 ¹ / ₂ "	RTNDC424 () () ()	2,158.	2,397.	2,461.	2,710.
	48"		1 ¹ / ₂ "	RTNDC484 () () ()	2,234.	2,473.	2,556.	2,867.



Table Top Square, 42" and 48" Deep, with 28 ³ / ₈ "h Column legs with casters	42"	42"	1 ¹ / ₂ "	RTSDC42424 () () ()	1,700.	1,835.	1,920.	2,251.
	48"	48"	1 ¹ / ₂ "	RTSDC48484 () () ()	1,767.	1,907.	2,016.	2,424.

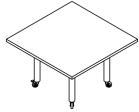


Table Top Rectangle, 30" Deep, with 28 ³ / ₈ "h Column legs with casters	30"	48"	1 ¹ / ₂ "	RTRDC48304 () () ()	1,663.	1,791.	1,863.	2,146.
	30"	60"	1 ¹ / ₂ "	RTRDC60304 () () ()	1,738.	1,872.	1,958.	2,300.
	30"	72"	1 ¹ / ₂ "	RTRDC72304 () () ()	1,787.	1,925.	2,026.	2,425.



Table Top Rectangle, 36" Deep, with 28 ³ / ₈ "h Column legs with casters	36	72"	1 ¹ / ₂ "	RTRDC72364 () () ()	1,838.	1,980.	2,099.	2,558.
---	----	-----	---------------------------------	-------------------------------	--------	--------	--------	--------



Order Code	Specification Information	Application Notes
Example: RTRDC48304 () ()	<i>To order please specify pattern number including:</i>	It is not advisable to mix 28 ³ / ₈ "h desk height product with 26 ¹ / ₂ "h standard height products.
R Reff		All column legs for the products on this page are 3" diameters.
TR Table Rectangular TS = Table Square TN = Table Round	1. Worksurface Finish: L, V1, V2, V3 2. Leg Finish: Painted and plated finishes	Castors are black, swivel type. Ships with 2 locking and 2 non-locking type.
D 1 ¹ / ₂ "		Grommets and drilling are not an option for these tables.
C Column Leg	Upcharges apply to legs with P2, P3 and P4 finishes.	Assembly required, ships knock down.
48 width	Additional upcharges;	
30 depth	Leg Finish Add	Product on this page will accept woodgrain laminate where laminate is currently an option.
4 28 ³ / ₈ " height leg with castor	P2 \$140 P3 \$200 P4 \$607	Worksurface stiffeners, recommended to provide additional support for open spans greater than 54"w.
V316 Worksurface Finish		
111 Leg Finish		

Tables with 2 x 4 Legs Rectangular - 28³/₈"h

description	d	w	th	pattern no.	L	M/V1	V2	V3
Table Top Rectangle, 36" Deep with 28 ³ / ₈ " height legs	36"	72"	1 1/2"	RTM272362 () () () ()	\$2,164.	\$2,273.	\$2,364.	\$2,742.
	36"	78"	1 1/2"	RTM278362 () () () ()	2,182.	2,302.	2,400.	2,808.
	36"	84"	1 1/2"	RTM284362 () () () ()	2,221.	2,356.	2,461.	2,895.
	36"	90"	1 1/2"	RTM290362 () () () ()	2,247.	2,386.	2,497.	2,959.
	36"	96"	1 1/2"	RTM296362 () () () ()	2,265.	2,414.	2,533.	3,023.

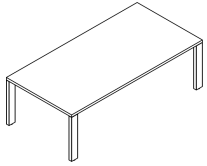


Table Top Rectangle, 42" Deep with 28 ³ / ₈ " height legs	42"	72"	1 1/2"	RTM272422 () () () ()	2,198.	2,330.	2,436.	2,864.
	42"	78"	1 1/2"	RTM278422 () () () ()	2,217.	2,363.	2,477.	2,937.
	42"	84"	1 1/2"	RTM284422 () () () ()	2,268.	2,455.	2,577.	3,066.
	42"	90"	1 1/2"	RTM290422 () () () ()	2,281.	2,488.	2,618.	3,138.
	42"	96"	1 1/2"	RTM296422 () () () ()	2,309.	2,521.	2,659.	3,210.

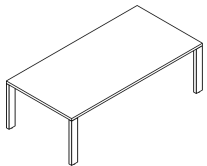
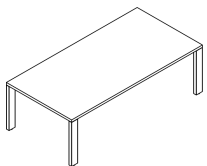


Table Top Rectangle, 48" Deep with 28 ³ / ₈ " height legs	48"	72"	1 1/2"	RTM272482 () () () ()	2,261.	2,450.	2,571.	3,047.
	48"	78"	1 1/2"	RTM278482 () () () ()	2,284.	2,489.	2,619.	3,130.
	48"	84"	1 1/2"	RTM284482 () () () ()	2,329.	2,547.	2,686.	3,232.
	48"	90"	1 1/2"	RTM290482 () () () ()	2,351.	2,596.	2,744.	3,324.
	48"	96"	1 1/2"	RTM296482 () () () ()	2,374.	2,632.	2,790.	3,406.



Order Code	Specification Information	Application Notes
Example: RTM272362 () () () ()	To order please specify pattern number including:	The tables on this page, come complete with structural frame. No additional stiffeners are required.
R Reff	1. Grommet Drilling Options: NG = no grommet PB = power center grommet both ends PC = power center grommet center * PE = power center grommet end *	Table's frame ships knockdown. Assembly required.
TM Table	2B = 2 + 2 Drop in electrical unit both ends 2C = 2 + 2 Drop in electrical unit center 2E = 2 + 2 Drop in electrical unit end 3B = 3 + 3 Drop in electrical unit both ends 3C = 3 + 3 Drop in electrical unit center 3E = 3 + 3 Drop in electrical unit end	For laminate tops (including wood grain laminate) leg finish options are: all core paint finishes only.
2 2 x 4 leg	2. Grommet Finish: NG = Finish not required PC, PE, PB = Painted and plated finishes 3C, 3E, 3B, 2C, 2E, 2B = Drilling location only, finish not applicable.	The product on this page will accept wood grain laminate where laminate is currently an option.
72 Width	3. Worksurface finish: L, V1, V2, V3	For veneer tops, leg finish options are: all core paint finishes or same wood veneer as the top. The prices indicated above, are for painted legs and no grommet.
36 Depth	4. Leg finish: All core paint or veneer to match top, where applicable.	Upcharges apply to legs with V1, V2 or V3 finishes. Additional upcharges;
2 28 ³ / ₈ " h leg	5. Leg reveal finish: All core paint options.	Leg Finish Add V1 \$2,529 V2 \$2,658 V3 \$3,229
PC Grommet option:		The apron finish always matches the leg finish.
PU Grommet finish		
V316 Worksurface Finish		
V316 Leg finish		
111 Leg reveal finish		

Table height = 2³/₈"h to the underside of worksurface. Additional upcharges;

* Upcharges apply for the following power center grommets.

Grommet	Add
PB	\$288
PC	\$144
PE	\$144

Power center grommets (lids and sleeves) are included when PB, PC and PE are selected.

Products on this page do not include electrical components. For electrical components refer to page 344.

Installation instruction sheets available on Knoll Exchange. Refer to reference number 6TP00385.

Tables with 4 x 4 Legs Rectangular - 28³/₈"h

description	d	w	th	pattern no.	L	M/V1	V2	V3
Table Top Rectangle, 36" Deep with 28 ³ / ₈ " height legs	36"	72"	1 1/2"	RTM472362 () () () ()	\$2,445.	\$2,554.	\$2,646.	\$3,024.
	36"	78"	1 1/2"	RTM478362 () () () ()	2,477.	2,598.	2,697.	3,103.
	36"	84"	1 1/2"	RTM484362 () () () ()	2,588.	2,722.	2,828.	3,261.
	36"	90"	1 1/2"	RTM490362 () () () ()	2,615.	2,752.	2,864.	3,325.
	36"	96"	1 1/2"	RTM496362 () () () ()	2,653.	2,802.	2,921.	3,410.

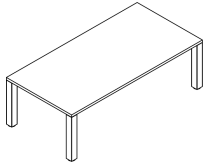


Table Top Rectangle, 42" Deep with 28 ³ / ₈ " height legs	42"	72"	1 1/2"	RTM472422 () () () ()	2,493.	2,625.	2,731.	3,158.
	42"	78"	1 1/2"	RTM478422 () () () ()	2,513.	2,658.	2,773.	3,231.
	42"	84"	1 1/2"	RTM484422 () () () ()	2,556.	2,742.	2,865.	3,354.
	42"	90"	1 1/2"	RTM490422 () () () ()	2,660.	2,867.	2,997.	3,518.
	42"	96"	1 1/2"	RTM496422 () () () ()	2,689.	2,901.	3,039.	3,591.

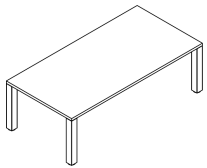
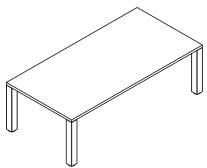





Table Top Rectangle, 48" Deep with 28 ³ / ₈ " height legs	48"	72"	1 1/2"	RTM472482 () () () ()	2,511.	2,700.	2,820.	3,297.
	48"	78"	1 1/2"	RTM478482 () () () ()	2,565.	2,768.	2,898.	3,410.
	48"	84"	1 1/2"	RTM484482 () () () ()	2,588.	2,806.	2,945.	3,490.
	48"	90"	1 1/2"	RTM490482 () () () ()	2,625.	2,868.	3,017.	3,596.
	48"	96"	1 1/2"	RTM496482 () () () ()	2,740.	2,998.	3,156.	3,771.



Order Code	Specification Information	Application Notes								
Example: RTM472362 () () () ()	To order please specify pattern number including:	The tables on this page, come complete with structural frame. No additional stiffeners are required.								
R Reff	1. Grommet Drilling Options: NG = no grommet PB = power center grommet both ends PC = power center grommet center * PE = power center grommet end *	Table's frame ships knockdown. Assembly required.								
TM Table	2B = 2 + 2 Drop in electrical unit both ends 2C = 2 + 2 Drop in electrical unit center 2E = 2 + 2 Drop in electrical unit end	For laminate tops (including wood grain laminate) leg finish options are: all core paint finishes only.								
4 4 x 4 leg	3B = 3 + 3 Drop in electrical unit both ends 3C = 3 + 3 Drop in electrical unit center 3E = 3 + 3 Drop in electrical unit end	The product on this page accept wood grain laminate where laminate is currently an option.								
72 Width	2. Grommet Finish: NG = Finish not required PC, PE, PB = Painted and plated finishes 3C, 3E, 3B, 2C, 2E, 2B = Drilling location only, finish not applicable.	For veneer tops, leg finish options are: all core paint finishes or same wood veneer as the top. The prices indicated above, are for painted legs and no grommet. Upcharges apply to legs with V1, V2 or V3 finishes. Additional upcharges;								
36 Depth	3. Worksurface finish: L, V1, V2, V3	Table height = 28 ³ / ₈ "h to the underside of worksurface. * Upcharges apply for the following power center grommets.								
2 28 ³ / ₈ " h leg	4. Leg finish: All core paint or veneer to match top, where applicable.	<table border="1"> <tr> <td>Grommet</td> <td>Add</td> </tr> <tr> <td>PB</td> <td>\$288</td> </tr> <tr> <td>PC</td> <td>\$144</td> </tr> <tr> <td>PE</td> <td>\$144</td> </tr> </table>	Grommet	Add	PB	\$288	PC	\$144	PE	\$144
Grommet	Add									
PB	\$288									
PC	\$144									
PE	\$144									
PC Grommet option:	5. Leg reveal finish: All core paint options.	Power center grommets (lids and sleeves) are included when PB, PC and PE are selected.								
PU Grommet finish		Product on this page do not include electrical components for electrical components, see page 344.								
V316 Worksurface Finish		Installation instruction sheets available on Knoll Exchange. Refer to reference number 6TP00384.								
V316 Leg finish										
111 Leg reveal finish										

Tables - Sliding

Laminate Surface, 1" Thick, Beveled Edges

description	d	w	th	pattern no.	L
 Round Table with 28 ³ / ₈ " height legs	36"		1"	RSTRLE362() ()	\$3,186.
	42"		1"	RSTRLE422() ()	3,248.
 Soft Square Table with 28 ³ / ₈ " height legs	36"		1"	RSTSLE362() ()	3,158.
	42"		1"	RSTSLE422() ()	3,225.
 Soft Rectangle Table with 28 ³ / ₈ " height legs	30"	48"	1"	RSTTLE30482() ()	2,979.
	36"	54"	1"	RSTTLE36542() ()	3,057.

Order Code	Specification Information	Application Notes	
Example: RSTRLE361() ()	To order please specify pattern number including: 1. Worksurface finish: Laminate only 2. Leg Textured finish: All core paint colors.	It is not advisable to mix 28 ³ / ₈ "h desk height product with 26 ¹ / ₂ "h standard height products. Table height = 28 ³ / ₈ "h to the underside of worksurface. Product on this page will accept woodgrain laminate where laminate is currently an option. Assembly required, ships knocked down.	
R Reff			Grommets are <u>NOT</u> an option for these tables.
ST Sliding Table			Column and base are color matched.
R Round			Column = smooth
L Laminate surface			Base = textured
E 1" thick			The underside of sliding table tops are routed with a finger pull groove for easy movement.
42 42" diameter			The soft square and soft rectangular worksurfaces have softly curved sides.
2 28 ³ / ₈ " height			
114 Finish			
118T Leg Finish			

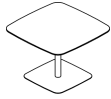
Tables - Sliding

Wood Surface, 1" Thick, Beveled Edges

description	d	w	th	pattern no.	V1	V2	V3
Round Table with 28 ³ / ₈ " height legs	36"		1"	RSTRWE362 () ()	\$3,457.	\$3,509.	\$3,776.
	42"		1"	RSTRWE422 () ()	3,525.	3,595.	3,926.



Soft Square Table with 28 ³ / ₈ " height legs	36"		1"	RSTSWE362 () ()	3,428.	3,481.	3,770.
	42"		1"	RSTSWE422 () ()	3,500.	3,568.	3,926.






Soft Rectangle Table with 28 ³ / ₈ " height legs	30"	48"	1"	RSTTWE30482 () ()	3,233.	3,290.	3,604.
	36"	54"	1"	RSTTWE36542 () ()	3,317.	3,391.	3,777.



Order Code	Specification Information	Application Notes
Example: RSTRWE361 () ()	To order please specify pattern number including: 1. Worksurface finish V1, V2, V3 wood only 2. Leg Textured finish: All core paint colors.	It is not advisable to mix 28 ³ / ₈ "h desk height product with 26 ¹ / ₂ "h standard height products. Table height = 28 ³ / ₈ "h to the underside of worksurface. Assembly required, ships knock down. Grommets are <u>NOT</u> optional for these tables. Column and base are color matched. Column = smooth Base = textured The underside of sliding table tops are routed with a finger pull groove for easy movement. The soft square and soft rectangular worksurfaces have softly curved sides.
R Reff		
ST Sliding Table		
R Round		
W Wood surface		
E 1" thick		
42 42" diameter		
2 28 ³ / ₈ " height		
V316 Finish		
111T Leg Finish		

Tables - Sliding


Solid Surface, 1" Thick, Beveled Edges

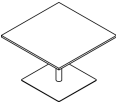
description	d	w	th	pattern no.	Solid
 Round Table with 28 ³ / ₈ " height legs	36"		1"	RSTRSE362 ()()	\$8,696.
	42"		1"	RSTRSE422 ()()	9,964.
 Soft Square Table with 28 ³ / ₈ " height legs	36"		1"	RSTSSE362 ()()	7,775.
	42"		1"	RSTSSE422 ()()	8,729.
 Soft Rectangle Table with 28 ³ / ₈ " height legs	30"	48"	1"	RSTTSE30482 ()()	9,582.
	36"	54"	1"	RSTTSE36542 ()()	10,625.

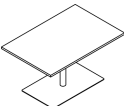
Order Code	Specification Information	Application Notes	
Example: RSTRSE361 ()()	To order please specify pattern number including: 1. Worksurface finish: AW=Artic White, only 2. Leg finish Textured: All core paint colors.	It is not advisable to mix 28 ³ / ₈ "h desk height product with 26 ¹ / ₂ "h standard height products. Table height = 28 ³ / ₈ "h to the underside of worksurface. Assembly required.ships knocked down.	
R Reff			Grommets are <u>NOT</u> optional for these tables.
ST Sliding Table			Column and base are color matched.
R Round			Column = smooth
S Solid			Base = textured
E 1" thick			The underside of sliding table tops are routed with a finger pull groove for easy movement.
42 42" diameter			The soft square and soft rectangular worksurfaces have softly curved sides.
2 28 ³ / ₈ " height			Artic White finish available for solid tops.
AW Worksurface finish			
111T Leg Finish			

Tables - Fixed Height with Column Base Leg

Laminate Surface, 1" Thick, Square Edges

description	d	w	th	pattern no.	L
	36"		1"	RCTRLE362() ()	\$2,402.
	42"		1"	RCTRLE422() ()	2,462.

	36"	36"	1"	RCTSLE362() ()	2,552.
	42"	42"	1"	RCTSLE422() ()	2,617.

	30"	48"	1"	RCTTLE30482() ()	2,484.
	36"	54"	1"	RCTTLE36542() ()	2,534.

Order Code	Specification Information	Application Notes
Example: RCTRLE362() ()	<i>To order please specify pattern number including:</i>	It is not advisable to mix 28 ³ / ₈ "h desk height product with 26 ¹ / ₂ "h standard height products.
R Reff	1. Worksurface finish: Laminate	Table height = 28 ³ / ₈ "h to the underside of worksurface.
CT Column Table	2. Leg finish: All core paint colors.	Product on this page will accept woodgrain laminate where laminate is currently an option.
S Square	Column and base are color matched.	Assembly required, ships knocked down.
L Laminate surface	Column = smooth	
E 1" thick	Base = textured	
42 42" deep		Grommets are <u>NOT</u> an option for these tables.
2 28 ³ / ₈ " height leg		There are no grooves for finger pull, underside of the table tops.
114 Work surface finish		The square and Rectangular worksurfaces have straight edges.
118T Base Finish		

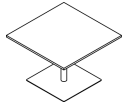
Tables - Fixed Height with Column Base Leg

Wood Surface, 1" Thick, Square Edges

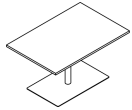
description	d	w	th	pattern no.	V1	V2	V3
Round Column Base Table with 28 ³ / ₈ " height legs	36"		1"	RCTRWE362()()	\$2,710.	\$2,738.	\$2,890.
	42"		1"	RCTRWE422()()	2,755.	2,790.	3,001.



Square Column Base Table with 28 ³ / ₈ " height legs	36"	36"	1"	RCTSWE362()()	2,671.	2,715.	2,894.
	42"	42"	1"	RCTSWE422()()	2,743.	2,798.	3,063.



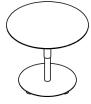
Rectangle Column Base Table with 28 ³ / ₈ " height legs	30"	48"	1"	RCTTWE30482()()	2,610.	2,657.	2,870.
	36"	54"	1"	RCTTWE36542()()	2,701.	2,761.	3,065.



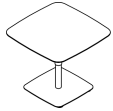
Order Code	Specification Information	Application Notes
Example: RCTRWE362()()	<i>To order please specify pattern number including:</i>	It is not advisable to mix 28 ³ / ₈ "h desk height product with 26 ¹ / ₂ "h standard height products.
R Reff	1. Worksurface finish: V1, V2, V3	
CT Column Table	2. Leg finish: All core paint colors.	Table height = 28 ³ / ₈ "h to the underside of worksurface.
S Square	Column and base are color matched.	Product on this page will accept woodgrain laminate where laminate is currently an option.
W Wood surface	Column = smooth	Assembly required, ships knocked down.
E 1" thick	Base = textured	
42 42" deep		Grommets are <u>NOT</u> an option for these tables.
2 28 ³ / ₈ " height leg		There are no grooves for finger pull, underside of the table tops.
V316 Work surface finish		The square and Rectangular worksurfaces have straight edges.
118T Base Finish		

Tables - Height Adjustable Sliding Laminate Surface, 1" Thick, Beveled Edges

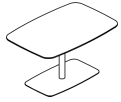
description	d	w	th	pattern no.	L
Round Sliding Table with height adjustable base	36"		1"	RSTRLE363 ()()	\$4,226.
	42"		1"	RSTRLE423 ()()	4,288.



Soft Square Sliding Table with height adjustable base	36"	36"	1"	RSTSLE363 ()()	4,198.
	42"	42"	1"	RSTSLE423 ()()	4,265.



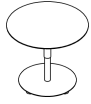
Soft Rectangle Sliding Table with height adjustable base	30"	48"	1"	RSTTLE30483 ()()	4,019.
	36"	54"	1"	RSTTLE36543 ()()	4,097.



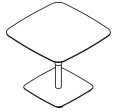
Order Code	Specification Information	Application Notes
Example: RSTRLE363 ()()	<i>To order please specify pattern number including:</i>	It is not advisable to mix 28 ^{3/8} "h desk height product with 26 ^{1/2} "h standard height products.
R Reff	1. Worksurface finish: Laminate	
ST Sliding Table	2. Base textured finish:	Height range is from 27" - 42" to the underside of worksurface.
R Round, S=Square,T=Rectangle	All core paint colors.	
L Laminate surface		Product on this page will accept woodgrain laminate where laminate is currently an option.
E 1" thick		Assembly required, ships knock down.
30 30" deep		Grommets are <u>NOT</u> optional for these tables.
48 48" wide		
3 Height Adjustable Base		Load capacity for Height Adjustable tables is 200 lbs, functional load.
114 Work surface finish		Column and base are color matched. Column = smooth Base = textured
118T Base Finish		The underside of table tops are routed with a finger pull groove for easy movement.
		The soft square and soft rectangular worksurfaces have softly curved sides.

Tables - Height Adjustable Sliding Wood Surface, 1" Thick, Beveled Edges

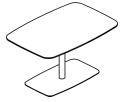
description	d	w	th	pattern no.	V1	V2	V3
Round Sliding Table with height adjustable base	36"		1"	RSTRWE363 () ()	\$4,497.	\$4,549.	\$4,816.
	42"		1"	RSTRWE423 () ()	4,565.	4,635.	4,966.



Soft Square Sliding Table with height adjustable base	36"	36"	1"	RSTSWE363 () ()	4,468.	4,521.	4,810.
	42"	42"	1"	RSTSWE423 () ()	4,540.	4,608.	4,966.



Soft Rectangle Sliding Table with height adjustable base	30"	48"	1"	RSTTWE30483 () ()	4,273.	4,330.	4,644.
	36"	54"	1"	RSTTWE36543 () ()	4,357.	4,431.	4,817.



Order Code

Example:	RSTRWE363 () ()
R	Reff
ST	Sliding Table
R	Round, S=Square, T=Rectangle
W	Wood surface
E	1" thick
30	30" deep
48	48" wide
3	Height Adjustable Base
V316	Maple work surface finish
111T	Base Finish

Specification Information

To order please specify pattern number including:

1. Worksurface finish:
V1, V2, V3
2. Base textured finish:
All core paint colors.

It is not advisable to mix 28^{3/8}"h desk height product with 26^{1/2}"h standard height products.

Height range is from 27" - 42" to the underside of worksurface.

Assembly required, ships knock down.

Application Notes

Grommets are NOT optional for these tables.

Load capacity for Height Adjustable tables, is 200 lbs, functional load.

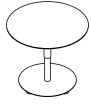
Column and base are color matched.
Column = smooth
Base = textured

The underside of sliding table tops are routed with a finger pull groove for easy movement.

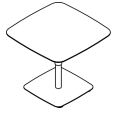
The soft square and soft rectangular worksurfaces have softly curved sides.

Tables - Height Adjustable Sliding Solid Surface, 1" Thick, Beveled Edges

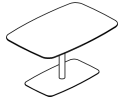
description	d	w	th	pattern no.	Solid
Round Sliding Table with height adjustable base	36"		1"	RSTRSE363 ()()	\$9,736.
	42"		1"	RSTRSE423 ()()	11,004.



Soft Square Sliding Table with height adjustable base	36"	36"	1"	RSTSSE363 ()()	8,815.
	42"	42"	1"	RSTSSE423 ()()	10,211.



Soft Rectangle Sliding Table with height adjustable base	30"	48"	1"	RSTTSE30483 ()()	10,622.
	36"	54"	1"	RSTTSE36543 ()()	11,665.



Order Code

Example:	RSTRSE363 ()()
R	Reff
ST	Sliding Table
R	Round, S=Square,T=Rectangle
S	Solid surface
E	1" thick
30	30" deep
48	48" wide
3	Height Adjustable Base
AW	Solid Table finish
118T	Base Finish

Specification Information

To order please specify pattern number including:

1. Worksurface finish: Solid Finish only
AW = Artic White
2. Base textured finish:
All core paint colors.

Application Notes

It is not advisable to mix 28³/₈"h desk height product with 26¹/₂"h standard height products.

Height range is from 27" - 42" to the underside of worksurface.

Assembly required, ships knock down.

Grommets are NOT optional for these tables.

Load capacity for Height Adjustable tables, is 200 lbs, functional load.

Column and base are color matched.
Column = smooth
Base = textured


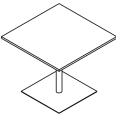
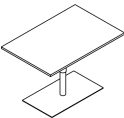
The underside of sliding table tops are routed with a finger pull groove for easy movement.

The soft square and soft rectangular worksurfaces have softly curved sides.

Artic White finish available for Solid Tops.

Tables - Height Adjustable


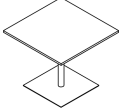
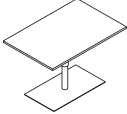
Laminate Surface, 1" Thick, Square Edges

description	d	w	th	pattern no.	L
Round Table with height adjustable base 	36"		1"	RCTRLE363 () ()	\$3,257.
	42"		1"	RCTRLE423 () ()	3,304.
Square Table with height adjustable base 	36"	36"	1"	RCTSLE363 () ()	3,347.
	42"	42"	1"	RCTSLE423 () ()	3,394.
Rectangle Table with height adjustable base 	30"	48"	1"	RCTTLE30483 () ()	3,296.
	36"	54"	1"	RCTTLE36543 () ()	3,331.

Order Code	Specification Information	Application Notes
Example: RCTRLE363 () ()	<i>To order please specify pattern number including:</i>	It is not advisable to mix 28 ^{3/8} "h desk height product with 26 ^{1/2} "h standard height products.
R Reff	1. Worksurface finish: Laminate	Height range is from 27"-42" to the underside of worksurface.
CT Column Table	2. Base Textured finish: All core paint colors.	Product on this page will accept woodgrain laminate where laminate is currently an option.
R Round, S=Square, T=Rectangle		Assembly required, ships knocked down.
L Laminate surface		Grommets are <u>NOT</u> an option for these tables.
E 1" thick		Load capacity for Height Adjustable tables is 200 lbs, functional load.
30 30" deep		Column and base are color matched. Column = smooth Base = textured
48 48" wide		The tops have the standard square edge.
3 Height Adjustable Base		There are no grooves for finger pull, underside of the table tops.
114 Work surface finish		The square and Rectangular worksurfaces have straight edges.
118T Base Finish		

Tables - Height Adjustable

Wood Surface, 1" Thick, Square Edges

description	d	w	th	pattern no.	V1	V2	V3
 Round Table with height adjustable base	36"		1"	RCTRWE363() ()	\$3,516.	\$3,558.	\$3,742.
	42"		1"	RCTRWE423() ()	3,559.	3,614.	3,849.
 Square Table with height adjustable base	36"	36"	1"	RCTSWE363() ()	3,509.	3,552.	3,735.
	42"	42"	1"	RCTSWE423() ()	3,560.	3,615.	3,850.
 Rectangle Table with height adjustable base	30"	48"	1"	RCTTWE30483() ()	3,499.	3,545.	3,746.
	36"	54"	1"	RCTTWE36543() ()	3,537.	3,597.	3,852.

Order Code

Example: RSTRWE363 () ()
R Reff
ST Sliding Table
R Round, S=Square, T=Rectangle
W Wood surface
E 1" thick
30 30" deep
48 48" wide
3 Height Adjustable Base
V316 Maple work surface finish
111T Base Finish

Specification Information

To order please specify pattern number including:

1. Worksurface finish: V1, V2, V3
2. Base Textured finish: All core paint colors.

It is not advisable to mix 28^{3/8}"h desk height product with 26^{1/2}"h standard height products.

Height range is from 27"-42" to the underside of worksurface.

Assembly required, ships knocked down.

Application Notes

Grommets are NOT an option for these tables.

Load capacity for Height Adjustable tables is 200 lbs, functional load.

Column and base are color matched.
Column = smooth
Base = textured


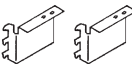

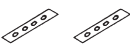
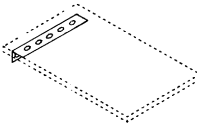
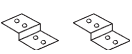
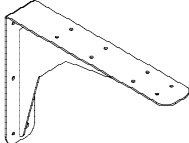
The tops have the standard square edge.

There are no grooves for finger pull, underside of the table tops.

The square and Rectangular worksurfaces have straight edges.

Top support components

Bracketry

description	d	pattern no.	P1& black only	P2	P3
Corner top corner bracket 		RBCC	\$19.		
	Black only				
Side hung support bracket 		RBCCP (Pair)	42.	46.	48.
	Specify paint finish pair includes one each left and right hand bracket image depicts two left hand brackets				
Panel to pedestal bracket 		RBPP (L/R)	8.		
	Black only				
Top to top bracket 	6" x 1"	RBFP (Pair)	5.		
	Black only				
Wall hung support bracket 	20" 24" 30" 36" 42" 48"	RSBWH20 RSBWH24 RSBWH30 RSBWH36 RSBWH42 RSBWH48	44. 46. 50. 56. 59. 72.	48. 51. 55. 62. 65. 79.	50. 54. 58. 65. 68. 83.
	Specify paint finish				
Z-bracket for bridge applications 		RBZ (A/B) (Pair)	35.		
	Black only				
Mid-span cantilever bracket, free standing 	17"	RMSCB ()	78.	91.	96.

Order Code

Example: RMSCB	
R	Reff
MS	Mid Span
CB	Cantilever Bracket
()	Finish

L brackets may be used in off module applications for L bases, T bases and half depth end panels.

Specification Information

To order please specify pattern number including:

1. Finish - () - Painted Finish

When planning with Reff overheads half depth and panel may be required for additional support. Refer to pages 32 and 33 in the Planning Guide.

Application Notes

For wood tops black bracketry is recommended.

Utility bracket for use in securing free end of modesty on D and P tops when a return panel is not used or for T-bases in off module application.

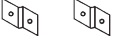


Knoll takes no responsibility for the installation or security of tops to the wall.

Cantilever should be specified with top to top brackets.

Cantilevers can be used for corner worksurfaces or to join two adjacent straight worksurfaces together.

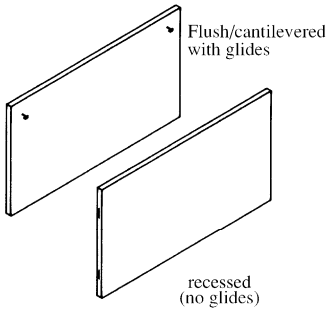
Top support components

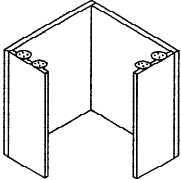
Bracketry

description	d	pattern no.	P1& black only	P2	P3
Modesty panel offset bracket Required to join modesty panel to end panel of adjacent top assembly - order separately.		RBPR (Pair)	\$7.	\$8.	\$9.
		Specify paint finish			
					
Panel to storage tower bracket Used to attach office tower to panels.		RBPS (L/R)	11.	12.	13.
		Specify paint finish			
Utility bracket		RUTB	11.		
		Black only			
L Bracket for off-module applications		R113B	5.		
		One by one by three bracket			
Worksurface to cabinet bracket for 24" worksurface		RBWC24	57.		
		bracket can be used with 20" and 24" worksurface			
Worksurface to cabinet bracket for 30" worksurface		RBWC30	62.		
		bracket can be used with 30" and 36" worksurface			

Order Code	Specification Information	Application Notes
Example: RMSCB	<i>To order please specify pattern number including:</i>	For wood tops black bracketry is recommended.
R Reff	1. Finish - () - Painted Finish	Utility bracket for use in securing free end of modesty on D and P tops when a return panel is not used or for T-bases in off module application.
MS Mid Span	When planning with Reff overheads half depth and panel may be required for additional support. Refer to pages 32 and 33 in the Planning Guide.	Cantilever should be specified with top to top brackets.
CB Cantilever Bracket		Cantilevers can be used for corner worksurfaces or to join two adjacent straight worksurfaces together.
() Finish		
L brackets may be used in off module applications for L bases, T bases and half depth end panels.		Knoll takes no responsibility for the installation or security of tops to the wall.

Top support components
 28³/₈" high planning
 Modesty

description	d	w	h	pattern no.	L	V1	V2	V3
	1"	24"	28 ³ / ₈ "	RBDH24M(F/R) () ()	\$168.	\$242.	\$277.	\$372.
	1"	30"	28 ³ / ₈ "	RBDH30M(F/R) () ()	303.	434.	499.	672.
	1"	36"	28 ³ / ₈ "	RBDH36M(F/R) () ()	337.	474.	543.	733.
	1"	42"	28 ³ / ₈ "	RBDH42M(F/R) () ()	362.	514.	593.	800.
	1"	48"	28 ³ / ₈ "	RBDH48M(F/R) () ()	407.	579.	665.	899.
	1"	54"	28 ³ / ₈ "	RBDH54M(F/R) () ()	426.	607.	696.	939.
	1"	60"	28 ³ / ₈ "	RBDH60M(F/R) () ()	443.	623.	719.	971.
	1"	66"	28 ³ / ₈ "	RBDH66M(F/R) () ()	459.	653.	755.	1,019.
	1"	72"	28 ³ / ₈ "	RBDH72M(F/R) () ()	506.	719.	827.	1,116.
	1"	78"	28 ³ / ₈ "	RBDH78M(F/R) () ()	541.	763.	885.	1,195.
	1"	84"	28 ³ / ₈ "	RBDH84M(F/R) () ()	573.	812.	933.	1,259.
	1"	90"	28 ³ / ₈ "	RBDH90M(F/R) () ()	606.	859.	988.	1,334.
	1"	96"	28 ³ / ₈ "	RBDH96M(F/R) () ()	618.	882.	1,012.	1,367.

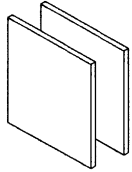
description	d	w	h	pattern no.	L	V1	V2	V3
	36"	36"	28 ³ / ₈ "	RBDH3636 () ()	1,098.	1,646.	1,896.	2,557.
	36"	42"	28 ³ / ₈ "	RBDH3642 () ()	1,122.	1,689.	1,942.	2,623.
	36"	48"	28 ³ / ₈ "	RBDH3648 () ()	1,170.	1,752.	2,011.	2,716.
	42"	36"	28 ³ / ₈ "	RBDH4236 () ()	1,122.	1,689.	1,942.	2,623.
	42"	42"	28 ³ / ₈ "	RBDH4242 () ()	1,150.	1,728.	1,990.	2,686.
	42"	48"	28 ³ / ₈ "	RBDH4248 () ()	1,197.	1,790.	2,064.	2,788.
	48"	36"	28 ³ / ₈ "	RBDH4836 () ()	1,170.	1,752.	2,011.	2,716.
	48"	42"	28 ³ / ₈ "	RBDH4842 () ()	1,197.	1,790.	2,064.	2,788.
	48"	48"	28 ³ / ₈ "	RBDH4848 () ()	1,242.	1,858.	2,151.	2,905.

depth = left return, width = right return

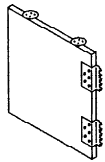
Order Code	Specification Information	Application Notes
Example: RBDH24MFL114	<i>To order please specify pattern number including:</i>	<p>It is not advisable to mix 28³/₈"h desk height product with 26¹/₂"h standard height products.</p> <p>Product on this page Excluding any vertical surface, ie; modesty panels over 60" will accept wood grain laminate where laminate is currently an option.</p> <p>Modesty panels and end panels ship with all hardware necessary to attach to tops and each other to build freestanding desks. To join tops to tops or bridge assemblies to desk, hardware must be ordered separately.</p> <p>Modesty support for corner worksurface includes 12" deep end panels to support in freestanding applications.</p> <p>Modesty panel lengths are nominal, length changes on option selected.</p> <p>* Half depth end panels</p> <p>Glides ship with all supports on this page except the recessed modesty panel.</p> <p>Please see Reff Planning Guide for freestanding planning instructions.</p>
R Reff	1. <i>Modesty placement</i> F = Flush, cantilevered R = Recessed	
B Back panel/modesty	2. <i>Finish type</i> L = laminate 1 = V1 2 = V2 3 = V3	
DH Desk height (28 ³ / ₈ ")	3. <i>Finish</i>	
24 24"		
M Full height modesty		
F Modesty placement, flush		
L Finish type, laminate		
114 Finish, Folkstone grey		

Top support components
 28³/₈" high planning
 End panels

description	d	w	h	pattern no.	L	V1	V2	V3
Desk height end panels with hardware for recessed modesty worksurfaces (sold in pairs)	1"	30"	28 ³ / ₈ "	REDH30 () ()	\$520.	\$854.	\$981.	\$1,325.
	1"	36"	28 ³ / ₈ "	REDH36 () ()	548.	894.	1,025.	1,385.

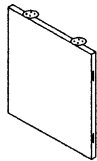


Desk height end panel for panel (hardware included)	1"	13"	28 ³ / ₈ "	RSEDH1(L/R) () ()	198.	352.	400.	541.
	1"	16"	28 ³ / ₈ "	RSEDH2(L/R) () ()	213.	370.	428.	579.
	1"	20"	28 ³ / ₈ "	RSEDH3(L/R) () ()	230.	388.	446.	602.
	1"	24"	28 ³ / ₈ "	RSEDH4(L/R) () ()	243.	406.	468.	634.
	1"	30"	28 ³ / ₈ "	RSEDH5(L/R) () ()	258.	431.	492.	664.
	1"	36"	28 ³ / ₈ "	RSEDH6(L/R) () ()	275.	446.	514.	695.



left hand shown

Desk height end panels with hardware for building flush or cantilevered worksurfaces	1"	12"	28 ³ / ₈ "	REDH12F () () *	198.	352.	400.	541.
	1"	15"	28 ³ / ₈ "	REDH15F () () *	213.	370.	428.	579.
	1"	19"	28 ³ / ₈ "	REDH19F () ()	230.	388.	446.	602.
	1"	23"	28 ³ / ₈ "	REDH23F () ()	243.	406.	468.	634.
	1"	29"	28 ³ / ₈ "	REDH29F () ()	258.	431.	492.	664.



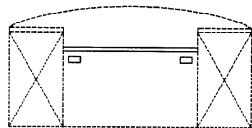
Order Code	Specification Information	Application Notes
Example: REDH30	<i>To order please specify pattern number including:</i>	It is not advisable to mix 28³/₈"h desk height product with 26¹/₂"h standard height products.
R Reff	1. <i>Finish type</i> L = laminate 1 = V1 2 = V2 3 = V3	
E End panel	2. <i>Finish</i>	Product on this page Excluding any vertical surface, ie; modesty panels over 60" will accept wood grain laminate where laminate is currently an option. Modesty panels and end panels ship with all hardware necessary to attach to tops and each other to build freestanding desks. To join tops to tops or bridge assemblies to desk, hardware must be ordered separately.
DH Desk height (28 ³ / ₈ ")		Modesty support for corner worksurface includes 12" deep end panels to support in freestanding applications.
30 30"		* Half depth end panels
L Left hand		Please see Reff Planning Guide for freestanding planning instructions.
L Finish type, laminate		
114 Finish, Folkstone grey		

Top support components

28³/₈" high planning

Modesty and Bulkhead

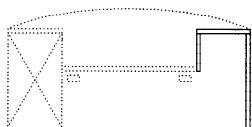
description	d	w	h	pattern no.	L	V1	V2	V3
Desk height bow top front, short modesty (pedestals ordered separately)	1"	40"	28 ³ / ₈ "	RBDH40MR () ()	\$362.	\$514.	\$593.	\$800.
	1"	52"	28 ³ / ₈ "	RBDH52MR () ()	426.	607.	696.	939.
	1"	64"	28 ³ / ₈ "	RBDH64MR () ()	459.	653.	755.	1,019.



Use of short modesty panel

Pedestals and finished back for pedestal must each be ordered separately
 Short modesty comes with attachment brackets to secure modesty panel to sides of pedestals.
 Order:
 40" modesty for 72" bow top
 52" modesty for 84" bow top
 64" modesty for 96" bow top
 When ordering 30"d bow top for use with short modesty, specify **recessed** grommet location
 When ordering 36"d bow top for use with short modesty, specify **alternate** grommet location

Desk height bulkhead (false pedestal)	24"	16"	28 ³ / ₈ "	REDHBH124 () ()	511.	852.	988.	1,334.
	30"	16"	28 ³ / ₈ "	REDHBH130 () ()	529.	868.	1,012.	1,367.


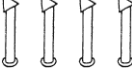






Bulkhead takes the place of a pedestal in applications using the short modesty panel but not requiring a double pedestal application

Order Code	Specification Information	Application Notes
Example: RBDH40MR	<i>To order please specify pattern number including:</i>	<p>It is not advisable to mix 28³/₈" desk height product with 26¹/₂" standard height products.</p> <p>Modesty panels and end panels ship with all hardware necessary to attach to tops and each other to build freestanding desks. To join tops to tops or bridge assemblies to desk, hardware must be ordered separately.</p> <p>Product on this page Excluding any vertical surface, ie; modesty panels over 60" will accept wood grain laminate where laminate is currently an option.</p>
R Reff	1. <i>Modesty placement</i> F = Flush, cantilevered R = Recessed	
B Back panel/modesty	2. <i>Finish type</i> L = laminate 1 = V1 2 = V2 3 = V3	
DH Desk height (28 ³ / ₈ ")	3. <i>Finish</i>	Modesty support for corner worksurface includes 12" deep end panels to support in freestanding applications.
40 Width		Modesty panel lengths are nominal.
M Full height modesty		Glides ship with all supports on this page except the recessed modesty panel.
R Modesty placement, recessed		Please see Reff Planning Guide for freestanding planning instructions.
L Finish type, laminate		
114 Finish, Folkstone grey		


Top support components

Legs, Painted or Plated, 28³/₈" high planning

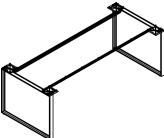
description	dia.	d	w	h	pattern no.	P1	P2	P3	P4
Column Leg, Interaction style w/ rectangular plate (desk height) 	4" dia		-	28 ³ / ₈ "	RSDHC () ()	\$278.	\$300.	\$315.	
	Ships with wood screws for fastening to underside of worksurface into pilot hole location. Painted finishes only.								
Set of 4 Column legs, Interaction style w/triangular plate (desk height) 	4" dia		-	28 ³ / ₈ "	RSDHC4 () ()	1,077.	1,185.	1,244.	
	Painted finishes only.								
T-Leg, plain tube style (desk height) 		20"	-	28 ³ / ₈ "	RCDHB20T () ()	427.	470.	493.	577.
		24"	-	28 ³ / ₈ "	RCDHB24T () ()	436.	480.	504.	586.
		30"	-	28 ³ / ₈ "	RCDHB30T () ()	480.	528.	554.	630.
		40"	-	28 ³ / ₈ "	RCDHB40T () ()	508.	559.	587.	658.
	Ships with wood screws for fastening to underside of worksurface into pilot hole location. Painted and PD, PT and PZ plated finishes.								
T-Leg, Interaction style (desk height) 		24"	-	28 ³ / ₈ "	RIBDH24T () ()	395.	434.	456.	
	Ships with wood screws for fastening to underside of worksurface into pilot hole location. Painted finishes only.								
Set of four column legs (3" dia.) with casters with triangular plates (desk height) 	3"		-		RSDHCC4 ()	1,459.	1,605.	1,685.	2,066.
	Painted, PD and PU plated finishes.								
Set of 4 Column legs 	2 1/2"		-	28 ³ / ₈ "	RSDHC254 ()	937.	1,031.	1,082.	1,689.
	3"		-	28 ³ / ₈ "	RSDHC304 ()	1,002.	1,102.	1,157.	1,764.
	4"		-	28 ³ / ₈ "	RSDHC404 ()	1,159.	1,275.	1,339.	1,946.

Order Code	Specification Information	Application Notes
Example: RSDHCP111	<i>To order please specify pattern number including:</i>	It is NOT advisable to mix 28³/₈"h desk height product with 26 1/2"h standard height product.
R Reff	1. <i>Finish Type, where applicable</i> P = Paint (P1, P2, P3)	
S Support	2. <i>Finish: Core paint finishes</i>	Refer to Top to Base matrix, pages 140 and 141 in the Reff planning guide.
DH Desk Height		Interaction style legs and bases are not available in plated finishes. Only the plain cylinder and the tube legs can be ordered in plated and painted finishes.
C Column Leg		Cylinder/column leg bases, T-Legs, X-bases are Knoll Interaction style. Trim ring will be black.
P Finish type, paint		All legs include 1 1/2" leveller, allowing 1 1/4" adjustability.
111 Finish, Jet Black		Casters are black, swivel type. Ships with 2 locking and 2 non-locking type.

Top support components
Open Frame legs, 28³/₈" high planning
Painted or Plated

description	d	w	h	pattern no.	P1	P2	P3	P4
 Open Frame Legs, Set of one For Peninsulas	20"		28 ³ / ₈ "	RPOFL1202()	\$547.	\$602.	\$632.	\$897.
	24"		28 ³ / ₈ "	RPOFL1242()	553.	608.	639.	903.
	30"		28 ³ / ₈ "	RPOFL1302()	562.	618.	649.	1,012.
	36"		28 ³ / ₈ "	RPOFL1362()	562.	618.	649.	1,012.




Ships with wood screws for fastening to underside of worksurface.
 Painted and Anodized finishes only.

description	d	w	h	pattern no.	P1	P2	P3	P4
 Open Frame Legs, Set of two For Tables	20"	60"	28 ³ / ₈ "	RPOFL260202()	1,142.	1,256.	1,319.	1,842.
	20"	66"	28 ³ / ₈ "	RPOFL266202()	1,165.	1,281.	1,346.	1,865.
	20"	72"	28 ³ / ₈ "	RPOFL272202()	1,167.	1,284.	1,348.	1,867.
	20"	78"	28 ³ / ₈ "	RPOFL278202()	1,179.	1,297.	1,362.	1,879.
	20"	84"	28 ³ / ₈ "	RPOFL284202()	1,182.	1,300.	1,365.	1,882.
	24"	60"	28 ³ / ₈ "	RPOFL260242()	1,153.	1,268.	1,332.	1,853.
	24"	66"	28 ³ / ₈ "	RPOFL266242()	1,176.	1,294.	1,358.	1,876.
	24"	72"	28 ³ / ₈ "	RPOFL272242()	1,178.	1,296.	1,361.	1,878.
	24"	78"	28 ³ / ₈ "	RPOFL278242()	1,190.	1,309.	1,375.	1,890.
	24"	84"	28 ³ / ₈ "	RPOFL284242()	1,193.	1,312.	1,378.	1,893.
	30"	60"	28 ³ / ₈ "	RPOFL260302()	1,172.	1,289.	1,353.	2,072.
	30"	66"	28 ³ / ₈ "	RPOFL266302()	1,194.	1,314.	1,380.	2,094.
	30"	72"	28 ³ / ₈ "	RPOFL272302()	1,197.	1,316.	1,382.	2,097.
	30"	78"	28 ³ / ₈ "	RPOFL278302()	1,209.	1,329.	1,396.	2,109.
	30"	84"	28 ³ / ₈ "	RPOFL284302()	1,211.	1,333.	1,399.	2,111.
	36"	60"	28 ³ / ₈ "	RPOFL260262()	1,172.	1,289.	1,353.	2,072.
	36"	66"	28 ³ / ₈ "	RPOFL266262()	1,194.	1,314.	1,380.	2,094.
	36"	72"	28 ³ / ₈ "	RPOFL272262()	1,197.	1,316.	1,382.	2,097.
	36"	78"	28 ³ / ₈ "	RPOFL278262()	1,209.	1,329.	1,396.	2,109.
	36"	84"	28 ³ / ₈ "	RPOFL284262()	1,211.	1,333.	1,399.	2,111.

Ships with two stiffeners and threaded metal insets with machine screws, for fastening to underside of worksurface.
 Painted and Anodized finishes only.

Order Code	Specification Information	Application Notes
Example: RPOFL1202()	<i>To order please specify pattern number including:</i>	It is NOT advisable to mix 28³/₈"h desk height products with 26¹/₂"h standard height product.
RP Reff Profiles	1. <i>Leg Finish:</i>	
OFL Open Frame Leg	Painted or Anodized	For Peninsulas : Stiffeners are required for 1 ¹ / ₂ " thick tops with a span greater than 54". The end of the worksurface, opposite the open frame legs must be anchored securely.
1 Set of 1(for Peninsula) 2 = Set of 2 (for Tables)	P1 = All core painted options P2 = All core metallic painted options, plus AA P3 = 613 Silver P4 = Anodized finishes AP & AU	
20 depth		For Tables : Stiffeners must be installed in a specific location relative to the leg top plates and may not be arbitrarily located. Stiffeners are finished black.
2 28 ³ / ₈ "h		
AU Leg Finish		
		Open Frame legs include glides with 1 ¹ / ₄ " height adjustability. Open Frame legs are not intended or able to be used adjacent to full height - 28 ³ / ₈ "h desk height storage. Note: These legs are intended to be used with Knoll worksurfaces, only. Installation instruction sheets available on Knoll.Exchange. For Peninsulas, refer to part number 6TP00440. For Tables; refer to part number 6TP00441.

Top support components
Legs, Painted or Anodized, 28³/₈" high planning

description	h	pattern no.	P1	P2	P3	P4
L-Leg 	28 ³ / ₈ "	RPL2()	\$491.	\$540.	\$567.	\$691.
Reverse L-Leg 	28 ³ / ₈ "	RPRL2()	491.	540.	567.	691.
Soft Rectangular Leg 	28 ³ / ₈ "	RPS2()	557.	613.	644.	757.

Order Code

Example: RPL2 ()	
RP	Reff Profiles
L	Leg
2	28 ³ / ₈ "h
AU	Leg finish

RL = Reverse Leg
 S = Soft Rectangular Leg

Specification Information

To order please specify pattern number including:
 1. Finish: Painted or Anodized (AA, AP, AU)

Application Notes





It is NOT advisable to mix 28³/₈"h desk height product with 26¹/₂"h standard height product.

For "L", "Reverse L" and "Soft Rectangular" Legs, same criteria applies as the column legs, when referencing the planning guide; pages 140 and 141

Legs are sold in pairs. These legs include 1" leveller allowing³/₄" adjustability.

Top support components

Bases, Painted or Plated, 28³/₈" high planning

description	dia.	w	h	d	pattern no.	P1	P2	P3	P4
X-base (desk height) 		–	28 ³ / ₈ "	28"	RIBDH28X () ()	\$653.	\$718.	\$754.	n/a
		–	28 ³ / ₈ "	32"	RIBDH32X () ()	886.	975.	1,024.	n/a
Ships with wood screws for fastening to underside of worksurface into pilot hole location. Painted finishes only.									
Spider base, plain tube style (desk height) 		–	28 ³ / ₈ "	24"	RCBDH24X () ()	669.	736.	775.	819.
		–	28 ³ / ₈ "	28"	RCBDH28X () ()	699.	769.	807.	849.
		–	28 ³ / ₈ "	36"	RCBDH36X () ()	759.	835.	877.	909.
Ships with wood screws for fastening to underside of worksurface into pilot hole location. Painted and PD, PT and PZ plated finishes.									
Drum Base (desk height) 	14"	–	28 ³ / ₈ "	–	RSDHD1428 () ()	1,312.	1,443.	1,515.	n/a
	18"	–	28 ³ / ₈ "	–	RSDHD1828 () ()	1,426.	1,560.	1,638.	n/a
	20"	–	28 ³ / ₈ "	–	RSDHD2028 () ()	1,468.	1,615.	1,696.	n/a
	24"	–	28 ³ / ₈ "	–	RSDHD2428 () ()	1,761.	1,937.	2,034.	n/a
	30"	–	28 ³ / ₈ "	–	RSDHD3028 () ()	1,966.	2,163.	2,271.	n/a
Painted finishes only.									
Support Column, 3" dia. 			28 ³ / ₈ "		RSDHC3 () ()	335.	368.	386.	485.
Painted and PD and PU plated finishes.									

Order Code	
Example: RIBDH28X	
R	Reff
I	Interaction
B	Base
DH	Desk height
28	Diameter
X	X-base
P	Finish type, paint
111	Finish, Jet Black

Specification Information

To order please specify pattern number including:

1. *Finish Type, where applicable*
P = Paint (P1, P2, P3)
2. *Finish: Core paint finish*

Application Notes

It is NOT advisable to mix 28³/₈"h desk height product with 26¹/₂"h standard height product.


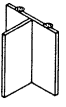
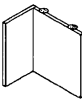
Refer to Top to Base matrix, pages 140 and 141 in the Reff planning guide.

Interaction style legs and bases are only available in painted finishes. Only plain cylinder and tube style legs can be ordered in plated and painted finishes.

The legs on this page include a 1¹/₂" leveller allowing 1¹/₄" adjustability.

Top support components

Bases, Laminate or Wood, 28³/₈" high planning

description	dia.	w	h	d	pattern no.	L	V1	V2	V3
 Drum Base (desk height)	14"	–	28 ³ / ₈ "	–	RSDHD1428 ()()	n/a	\$1,475.	\$1,695.	\$2,288.
	18"	–	28 ³ / ₈ "	–	RSDHD1828 ()()	n/a	1,602.	1,842.	2,488.
	20"	–	28 ³ / ₈ "	–	RSDHD2028 ()()	n/a	1,653.	1,899.	2,565.
	24"	–	28 ³ / ₈ "	–	RSDHD2428 ()()	n/a	2,213.	2,543.	3,433.
	30"	–	28 ³ / ₈ "	–	RSDHD3028 ()()	n/a	2,302.	2,645.	3,570.
 T-base, desk height (hardware included)	20"		28 ³ / ₈ "	12"	RSDHT1 ()()	467.	536.	622.	841.
	24"		28 ³ / ₈ "	12"	RSDHT2 ()()	501.	574.	660.	891.
	30"		28 ³ / ₈ "	12"	RSDHT3 ()()	587.	669.	771.	1,042.
	36"		28 ³ / ₈ "	12"	RSDHT4 ()()	668.	765.	878.	1,185.
	42"		28 ³ / ₈ "	12"	RSDHT5 ()()	740.	851.	981.	1,325.
	48"		28 ³ / ₈ "	12"	RSDHT6 ()()	825.	940.	1,084.	1,465.
 L-base, desk height (hardware included, non-handed)	12"		28 ³ / ₈ "	12"	RSDHL12 ()()	467.	536.	622.	841.
	15"		28 ³ / ₈ "	12"	RSDHL15 ()()	476.	543.	628.	850.
	20"		28 ³ / ₈ "	12"	RSDHL20 ()()	501.	564.	654.	884.
	24"		28 ³ / ₈ "	12"	RSDHL24 ()()	508.	574.	660.	891.
	30"		28 ³ / ₈ "	12"	RSDHL30 ()()	587.	669.	771.	1,042.
	36"		28 ³ / ₈ "	12"	RSDHL36 ()()	668.	765.	878.	1,185.
	42"		28 ³ / ₈ "	12"	RSDHL42 ()()	740.	851.	981.	1,325.
	48"		28 ³ / ₈ "	12"	RSDHL48 ()()	825.	940.	1,084.	1,465.

Order Code

Example:	RSDHD1428
R	Reff
S	Support
DH	Desk Height
D	Drum base
14	Diameter
28	Height
2	Finish type, V2
V316	Finish, Maple

Specification Information

To order please specify pattern number including:

1. *Finish Type, where applicable*
 L = Laminate
 1 = V1
 2 = V2
 3 = V3
2. *Finish: Core paint finishes*

Application Notes

It is NOT advisable to mix 28³/₈"h desk height product with 26¹/₂"h standard height product.








Product on this page **Excluding any vertical surface, ie; modesty panels over 60"**, will accept wood grain laminate where laminate is currently an option.

Wood T and L bases are not recommended for supporting conference tops.

Refer to Top to Base matrix, pages 140 and 141 in the Reff planning guide.






All bases include 1¹/₂" leveler, allowing 1¹/₄" adjustability.

*Removable Application for Between End panel and Storage Unit
28^{3/8}" planning*

description	end panel	storage	modesty width	h	pattern no.	L	V1	V2	V3
72" Removable Modesty 	1"	16"	55"	25"	RDHMR7210	\$376.	\$475.	\$546.	\$710.
	1"	19"	52"	25"	RDHMR7220	370.	467.	538.	699.
	1"	30"	41"	25"	RDHMR7230	345.	435.	500.	650.
	1"	36"	35"	25"	RDHMR7240	333.	421.	484.	629.
78" Removable Modesty 	1"	16"	61"	25"	RDHMR7810	387.	489.	562.	729.
	1"	19"	58"	25"	RDHMR7820	382.	482.	552.	720.
	1"	30"	47"	25"	RDHMR7830	356.	448.	516.	671.
	1"	36"	41"	25"	RDHMR7840	345.	435.	500.	650.
84" Removable Modesty 	1"	16"	67"	25"	RDHMR8410	402.	509.	586.	760.
	1"	19"	64"	25"	RDHMR8420	392.	496.	569.	740.
	1"	30"	53"	25"	RDHMR8430	371.	468.	539.	701.
	1"	36"	47"	25"	RDHMR8440	356.	448.	516.	671.
90" Removable Modesty 	1"	16"	73"	25"	RDHMR9010	414.	522.	601.	781.
	1"	19"	70"	25"	RDHMR9020	408.	515.	592.	770.
	1"	30"	59"	25"	RDHMR9030	383.	483.	554.	722.
	1"	36"	53"	25"	RDHMR9040	371.	468.	539.	701.
96" Removable Modesty 	1"	16"	79"	25"	RDHMR9610	430.	542.	624.	812.
	1"	19"	76"	25"	RDHMR9620	419.	529.	608.	791.
	1"	30"	65"	25"	RDHMR9630	393.	497.	571.	743.
	1"	36"	59"	25"	RDHMR9640	383.	483.	554.	722.
102" Removable Modesty 	1"	16"	85"	25"	RDHMR10210	457.	569.	651.	838.
	1"	19"	82"	25"	RDHMR10220	445.	555.	635.	818.
	1"	30"	71"	25"	RDHMR10230	420.	524.	599.	769.
	1"	36"	65"	25"	RDHMR10240	409.	510.	582.	749.
108" Removable Modesty 	1"	16"	91"	25"	RDHMR10810	484.	597.	678.	865.
	1"	19"	88"	25"	RDHMR10820	472.	583.	661.	844.
	1"	30"	77"	25"	RDHMR10830	447.	550.	625.	797.
	1"	36"	71"	25"	RDHMR10840	436.	537.	609.	776.



Order Code	Specification Information	Application Notes
Example: RDHMR7810	<i>To order please specify pattern number including:</i>	Products on this page Excluding any vertical surface, ie; modesty panels over 60" will accept wood grain laminate, where laminate is currently an option.
R Reff	1. <i>Finish Type</i> L, V1, V2, V3	All noted dimensions are nominal.
DH Desk height	2. <i>Finish</i> V316	Please see Planning Guide for freestanding planning instruction.
M Modesty	Installation instruction sheets available on Knoll Exchange. Refer to reference number 6TP00084.	These removable modesty's backs are finished in veneer / laminate on inside (user side) and paper finished on the outside (approach side).
R Removable		Modesty End panel and storage unit.
78 Width		10= 16" storage
10 16" storage		20= 19" storage
V2 Finish type		30= 30" storage
V316 Light Maple		40= 36" storage
		Modesty between two storage units.
		11= 16"/16" storage
		12= 16"/19" storage
		13= 16"/30" storage
		14= 16"/36" storage
		22= 19"/19" storage
		23= 19"/30" storage
		24= 19"/36" storage
		33= 30"/30" storage

Removable Application for Between two Storage Elements
28³/₈" planning

description	storage 1	storage 2	modesty width	th	h	pattern no.	L	V1	V2	V3
72" Removable Modesty 	16"	16"	41"	1"	25"	RDHMR7211	\$344.	\$435.	\$500.	\$650.
	16"	19"	35"	1"	25"	RDHMR7212	333.	431.	484.	629.
	19"	19"	35"	1"	25"	RDHMR7222	338.	427.	492.	640.
78" Removable Modesty 	16"	16"	47"	1"	25"	RDHMR7811	355.	447.	515.	670.
	16"	19"	44"	1"	25"	RDHMR7812	349.	441.	508.	659.
	19"	19"	41"	1"	25"	RDHMR7822	344.	435.	500.	650.
84" Removable Modesty 	16"	16"	53"	1"	25"	RDHMR8411	370.	468.	539.	700.
	16"	19"	50"	1"	25"	RDHMR8412	361.	456.	524.	680.
	16"	30"	38"	1"	25"	RDHMR8413	341.	430.	495.	643.
	19"	19"	47"	1"	25"	RDHMR8422	355.	447.	515.	670.
	19"	30"	35"	1"	25"	RDHMR8423	334.	422.	486.	630.
90" Removable Modesty 	16"	16"	59"	1"	25"	RDHMR9011	383.	483.	554.	722.
	16"	19"	56"	1"	25"	RDHMR9012	378.	476.	547.	712.
	16"	30"	44"	1"	25"	RDHMR9013	350.	442.	509.	660.
	16"	36"	38"	1"	25"	RDHMR9014	341.	430.	495.	643.
	19"	19"	53"	1"	25"	RDHMR9022	370.	468.	539.	700.
	19"	30"	41"	1"	25"	RDHMR9023	345.	436.	502.	652.
	19"	36"	35"	1"	25"	RDHMR9024	334.	422.	486.	630.
96" Removable Modesty 	16"	16"	65"	1"	25"	RDHMR9611	393.	497.	571.	743.
	16"	19"	62"	1"	25"	RDHMR9612	387.	490.	563.	731.
	16"	30"	50"	1"	25"	RDHMR9613	367.	463.	534.	693.
	16"	36"	44"	1"	25"	RDHMR9614	350.	442.	509.	660.
	19"	19"	59"	1"	25"	RDHMR9622	383.	483.	554.	722.
	19"	30"	47"	1"	25"	RDHMR9623	357.	449.	518.	673.
	19"	36"	41"	1"	25"	RDHMR9624	345.	436.	502.	652.
	30"	30"	36"	1"	25"	RDHMR9633	335.	423.	488.	633.

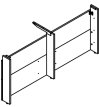
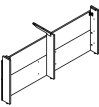
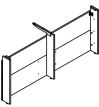
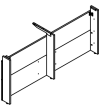
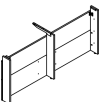
Order Code	Specification Information	Application Notes
Example: RDHMR7211	<i>To order please specify pattern number including:</i>	Products on this page Excluding any vertical surface, ie; modesty panels over 60" will accept wood grain laminate, where laminate is currently an option.
R Reff	1. <i>Finish Type</i> L, V1, V2, V3	All noted dimensions are nominal.
DH Desk height	2. <i>Finish</i> V316	Please see Planning Guide for freestanding planning instruction.
M Modesty	Installation instruction sheets available on Knoll Exchange. Refer to reference number 6TP00084.	These removable modesty's backs are finished in veneer / laminate on inside (user side) and paper finished on the outside (approach side).
R Removable		Modesty End panel and storage unit.
72 Width		10= 16" storage
11 16"/16" storage		20= 19" storage
V2 Finish type		30= 30" storage
V316 Light Maple		40= 36" storage
		Modesty between two storage units.
		11= 16"/16" storage
		12= 16"/19" storage
		13= 16"/30" storage
		14= 16"/36" storage
		22= 19"/19" storage
		23= 19"/30" storage
		24= 19"/36" storage
		33= 30"/30" storage

*Removable Application for Between two Storage Elements
28³/₈" planning*

description	storage 1	storage 2	modesty width	th	h	pattern no.	L	V1	V2	V3
102" Removable Modesty 	16"	16"	71"	1"	25"	RDHMR10211	\$420.	\$524.	\$599.	\$769.
	16"	19"	68"	1"	25"	RDHMR10212	414.	516.	590.	758.
	16"	30"	56"	1"	25"	RDHMR10213	394.	491.	561.	720.
	16"	36"	50"	1"	25"	RDHMR10214	378.	469.	536.	688.
	19"	19"	65"	1"	25"	RDHMR10222	409.	510.	582.	749.
	19"	30"	53"	1"	25"	RDHMR10223	384.	477.	545.	700.
	19"	36"	47"	1"	25"	RDHMR10224	371.	463.	529.	679.
	30"	30"	42"	1"	25"	RDHMR10233	362.	449.	514.	659.
108" Removable Modesty 	16"	16"	77"	1"	25"	RDHMR10811	447.	550.	625.	797.
	16"	19"	74"	1"	25"	RDHMR10812	440.	543.	617.	785.
	16"	30"	62"	1"	25"	RDHMR10813	421.	517.	588.	747.
	16"	36"	56"	1"	25"	RDHMR10814	404.	497.	563.	716.
	19"	19"	71"	1"	25"	RDHMR10822	436.	537.	609.	776.
	19"	30"	59"	1"	25"	RDHMR10823	410.	504.	572.	727.
	19"	36"	53"	1"	25"	RDHMR10824	398.	491.	555.	707.
	30"	30"	48"	1"	25"	RDHMR10833	389.	477.	541.	687.

Order Code	Specification Information	Application Notes
Example: RDHMR7212	<i>To order please specify pattern number including:</i>	Products on this page Excluding any vertical surface, ie; modesty panels over 60" will accept wood grain laminate, where laminate is currently an option.
R Reff	1. <i>Finish Type</i> L, V1, V2, V3	All noted dimensions are nominal.
DH Desk height	2. <i>Finish</i> V316	Please see Planning Guide for freestanding planning instruction.
M Modesty	Installation instruction sheets available on Knoll Exchange. Refer to reference number 6TP00084.	These removable modesty's backs are finished in veneer / laminate on inside (user side) and paper finished on the outside (approach side).
R Removable		Modesty End panel and storage unit.
72 Width		10= 16" storage
12 16"/19" storage		20= 19" storage
V2 Finish type		30= 30" storage
V316 Light Maple		40= 36" storage
		Modesty between two storage units.
		11= 16"/16" storage
		12= 16"/19" storage
		13= 16"/30" storage
		14= 16"/36" storage
		22= 19"/19" storage
		23= 19"/30" storage
		24= 19"/36" storage
		33= 30"/30" storage

*Hinged Application for Between End Panel and Storage Unit
28^{3/8}" planning*

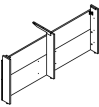
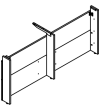
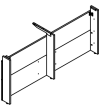
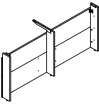
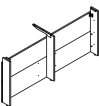
description	End panel	storage 1	modesty width	h	pattern no.	L	V1	V2	V3
 72" Hinged Modesty	1"	16"	56"	25"	RDHMH7210	\$821.	\$1,013.	\$1,065.	\$1,277.
	1"	19"	53"	25"	RDHMH7220	814.	1,009.	1,057.	1,268.
	1"	30"	41"	25"	RDHMH7230	654.	841.	887.	1,065.
	1"	36"	35"	25"	RDHMH7240	644.	831.	869.	1,044.
 78" Hinged Modesty	1"	16"	62"	25"	RDHMH7810	835.	1,023.	1,081.	1,297.
	1"	19"	59"	25"	RDHMH7820	825.	1,018.	1,072.	1,286.
	1"	30"	47"	25"	RDHMH7830	667.	858.	903.	1,083.
	1"	36"	41"	25"	RDHMH7840	654.	841.	887.	1,065.
 84" Hinged Modesty	1"	16"	68"	25"	RDHMH8410	851.	1,042.	1,103.	1,324.
	1"	19"	65"	25"	RDHMH8420	841.	1,029.	1,094.	1,314.
	1"	30"	53"	25"	RDHMH8430	815.	1,009.	1,058.	1,270.
	1"	36"	47"	25"	RDHMH8440	667.	858.	903.	1,083.
 90" Hinged Modesty	1"	16"	74"	25"	RDHMH9010	861.	1,051.	1,119.	1,343.
	1"	19"	71"	25"	RDHMH9020	855.	1,046.	1,112.	1,333.
	1"	30"	59"	25"	RDHMH9030	827.	1,019.	1,073.	1,288.
	1"	36"	53"	25"	RDHMH9040	815.	1,009.	1,058.	1,270.
 96" Hinged Modesty	1"	16"	80"	25"	RDHMH9610	873.	1,062.	1,135.	1,362.
	1"	19"	77"	25"	RDHMH9620	866.	1,057.	1,126.	1,351.
	1"	30"	65"	25"	RDHMH9630	842.	1,031.	1,096.	1,318.
	1"	36"	59"	25"	RDHMH9640	827.	1,019.	1,073.	1,288.

Order Code	Specification Information	Application Notes	
Example: RDHMH7210	To order please specify pattern number including: 1. <i>Finish Type</i> L, V1, V2, V3 2. <i>Finish</i> V316 Installation instruction sheets available on Knoll Exchange.	Products on this page Excluding any vertical surface, ie; modesty panels over 60" will accept wood grain laminate, where laminate is currently an option. Hardware shipped with modesty to attach to worksurface. J-Extrusion Wire Trough sold separately. These removable modesty's backs are finished in veneer / laminate on inside (user side) and paper finished on the outside (approach side).	
R Reff			Modesty End panel and storage unit.
DH Desk height			10= 16" storage
M Modesty			20= 19" storage
H Hinged			30= 30" storage
72 Width			40= 36" storage
10 16" storage			Modesty between two storage units.
V2 Finish type			11= 16"/16" storage
V316 Light Maple			12= 16"/19" storage
			13= 16"/30" storage
	14= 16"/36" storage		
	22= 19"/19" storage		
	23= 19"/30" storage		
	24= 19"/36" storage		
	33= 30"/30" storage		

Modesty

Hinged Application for Between Two Storage Elements

28³/₈" planning

description	storage 1	storage 2	th	h	modesty width	pattern no.	L	V1	V2	V3
72" Hinged Modesty 	16"	16"	1"	25"	41"	RDHMH7211	\$654.	\$841.	\$886.	\$1,063.
	16"	19"	1"	25"	35"	RDHMH7222	644.	831.	869.	1,044.
	19"	19"	1"	25"	38"	RDHMH7212	648.	836.	877.	1,052.
78" Hinged Modesty 	16"	16"	1"	25"	47"	RDHMH7811	667.	858.	903.	1,083.
	16"	19"	1"	25"	44"	RDHMH7812	659.	853.	895.	1,073.
	16"	30"	1"	25"	33"	RDHMH7813	639.	827.	858.	1,031.
	19"	19"	1"	25"	41"	RDHMH7822	654.	841.	886.	1,063.
	19"	30"	1"	25"	30"	RDHMH7823	633.	822.	844.	1,014.
84" Hinged Modesty 	16"	16"	1"	25"	53"	RDHMH8411	815.	1,009.	1,058.	1,270.
	16"	19"	1"	25"	50"	RDHMH8412	809.	1,004.	1,049.	1,259.
	16"	30"	1"	25"	39"	RDHMH8413	650.	837.	879.	1,056.
	16"	36"	1"	25"	32"	RDHMH8414	639.	827.	858.	1,031.
	19"	19"	1"	25"	47"	RDHMH8422	667.	858.	903.	1,083.
	19"	30"	1"	25"	36"	RDHMH8423	644.	831.	872.	1,046.
	19"	36"	1"	25"	30"	RDHMH8424	633.	822.	844.	1,014.
90" Hinged Modesty 	16"	16"	1"	25"	59"	RDHMH9011	827.	1,019.	1,073.	1,288.
	16"	19"	1"	25"	56"	RDHMH9012	821.	1,014.	1,066.	1,278.
	16"	30"	1"	25"	45"	RDHMH9013	661.	854.	896.	1,075.
	16"	36"	1"	25"	39"	RDHMH9014	650.	837.	879.	1,056.
	19"	19"	1"	25"	53"	RDHMH9022	815.	1,009.	1,058.	1,270.
	19"	30"	1"	25"	42"	RDHMH9023	655.	842.	887.	1,065.
	19"	36"	1"	25"	36"	RDHMH9024	644.	831.	872.	1,046.
	30"	30"	1"	25"	30"	RDHMH9033	634.	823.	847.	1,017.
96" Hinged Modesty 	16"	16"	1"	25"	65"	RDHMH9611	842.	1,030.	1,095.	1,316.
	16"	19"	1"	25"	62"	RDHMH9612	836.	1,024.	1,082.	1,298.
	16"	30"	1"	25"	51"	RDHMH9613	811.	1,005.	1,050.	1,260.
	16"	36"	1"	25"	45"	RDHMH9614	661.	854.	896.	1,075.
	19"	19"	1"	25"	59"	RDHMH9622	827.	1,019.	1,073.	1,288.
	19"	30"	1"	25"	48"	RDHMH9623	709.	859.	904.	1,084.
	19"	36"	1"	25"	42"	RDHMH9624	667.	842.	887.	1,065.
	30"	30"	1"	25"	36"	RDHMH9633	646.	833.	873.	1,047.

Order Code

Example: RDHMH7211	
R	Reff
DH	Desk height
M	Modesty
H	Hinged
72	Width
11	16"/16" storage
V2	Finish type
V316	Light Maple

Specification Information

To order please specify pattern number including:

1. *Finish Type*
L, V1, V2, V3
2. *Finish*
V316

Installation instruction sheets available on Knoll Exchange.

Application Notes

Products on this page **Excluding any vertical surface, ie; modesty panels over 60"** will accept wood grain laminate, where laminate is currently an option.

Hardware shipped with modesty to attach to worksurface.

J-Extrusion Wire Trough sold separately.


These removable modesty's backs are finished in veneer / laminate on inside (user side) and paper finished on the outside (approach side).

Modesty End panel and storage unit.

10= 16" storage
20= 19" storage
30= 30" storage
40= 36" storage
Modesty between two storage units.

11= 16"/16" storage
12= 16"/19" storage
13= 16"/30" storage
14= 16"/36" storage
22= 19"/19" storage
23= 19"/30" storage
24= 19"/36" storage
33= 30"/30" storage

Modesty
Partial / Suspended
 28^{3/8}" planning

description	th	w	h	pattern no.	L	V1	V2	V3
Partial / Half Height Modesty	1"	26"	12"	RDHPM26 ()	\$300.	\$423.	\$488.	\$633.
	1"	32"	12"	RDHPM32 ()	310.	437.	503.	653.
	1"	38"	12"	RDHPM38 ()	326.	461.	530.	688.
	1"	44"	12"	RDHPM44 ()	343.	485.	556.	725.
	1"	50"	12"	RDHPM50 ()	367.	519.	598.	777.
	1"	56"	12"	RDHPM56 ()	378.	534.	614.	799.
	1"	62"	12"	RDHPM62 ()	405.	572.	658.	856.
	1"	68"	12"	RDHPM68 ()	427.	605.	696.	904.
	1"	74"	12"	RDHPM74 ()	437.	619.	711.	925.

Order Code

Example: RDHPM26 ()
R Reff
DH Desk height
PM Partial Modesty
26 Width
V316 Light Maple

These partial modesty's backs are finished in veneer on inside (user side) and veneer on the outside (approach side).

Specification Information

To order please specify pattern number including:

1. Finish
L, V1, V2, V3


Products on this page **Excluding any vertical surface, ie; modesty panels over 60"** will accept wood grain laminate, where laminate is currently an option.

Installation instruction sheets available on Knoll Exchange. For Suspended modesties, refer to reference number 6TP00089.


Hardware shipped with modesty to attach to worksurface.

J-Extrusion Wire Trough sold separately.

Pedestals, 28 3/8 planning
22 3/8" high
Metal interiors

description	w	d	h	pattern no.	metal interiors L	metal interiors V1	metal interiors V2	metal interiors V3
Pedestal, (desk height planning) box/file configuration 	16"	19"	22 3/8"	RP161R (X)(X)L(X)(X)	\$1,175.	\$1,385.	\$1,557.	\$2,094.
	16"	23"	22 3/8"	RP162R (X)(X)L(X)(X)	1,227.	1,447.	1,629.	2,190.
	19"	19"	22 3/8"	RP191R (X)(X)L(X)(X)	1,232.	1,452.	1,634.	2,196.
	19"	23"	22 3/8"	RP192R (X)(X)L(X)(X)	1,288.	1,518.	1,710.	2,299.
	30"	19"	22 3/8"	RP301R (X)(X)L(X)(X)	1,251.	1,477.	1,661.	2,233.
	30"	23"	22 3/8"	RP302R (X)(X)L(X)(X)	1,319.	1,556.	1,747.	2,348.
	36"	19"	22 3/8"	RP361R (X)(X)L(X)(X)	1,333.	1,571.	1,768.	2,380.
	36"	23"	22 3/8"	RP362R (X)(X)L(X)(X)	1,397.	1,645.	1,853.	2,494.

Pedestals may require counterweights when used in unsecured fashion (ie freestanding)
*3 counterweights per pedestal
Pencil tray not included.

Pedestal, (desk height planning) box/box/box configuration 	30"	19"	22 3/8"	RP301G (X)M(X)L(X)	1,569.	1,785.	1,998.	2,676.
	30"	23"	22 3/8"	RP302G (X)M(X)L(X)	1,647.	1,866.	2,085.	2,792.
	36"	19"	22 3/8"	RP361G (X)M(X)L(X)	1,670.	1,894.	2,125.	2,854.
	36"	23"	22 3/8"	RP362G (X)M(X)L(X)	1,742.	1,969.	2,211.	2,969.

Pedestals may require counterweights when used in unsecured fashion (ie freestanding)
*3 counterweights per pedestal
Pencil tray not included.

Order Code	Specification Information	Application Notes
Example: RP161R (X)(X)L(X)(X)	<i>To order please specify pattern number including:</i>	
R Reff		
P Pedestal	1. <i>Finish type</i> L = Laminate 1 = V1 2 = V2 3 = V3	
16 16" wide (<i>nominal</i>)		
1 19" deep (<i>nominal</i>)		
R Box/File configuration, G = BBB	2. Interior option: M= Metal interior	
2 Finish type	3. <i>Pull option</i> B = No pull, No drilling Customer's own pull C = Metal C-pull D = Metal D-pull F = Bar (1 pull / Door set) H = Outline J = Routed J-pull S = Metal S-pull R = Cylinder T = Tab (1 pull / Door set)	
M Interior option		
H Pull option		
L Lock option		
B Lock finish		
V316 Cabinet finish		
PU Pull finish		
	4. <i>Lock option</i> Pedestals with drawers always lock drilled L = drilled to accept lock	
	5. <i>Lock finish</i> B = Black S = Matte silver	
	6. <i>Cabinet finish:</i> L, V1, V2, V3	
	7. <i>Pull finish</i> Painted or Plated	
	Product on this page Excluding J-pull option and any vertical surface over 60" , will accept wood grain laminate, where laminate is currently an option.	
	Keying instructions must accompany all orders, refer to page 418 . Pedestals do not come with lock included. Random locks are factory installed. Key-alike are field installed using the KnollKey order form. Each locking pedestal on this page counts for one lock core.	
	These pedestals are key hole construction.	
		It is NOT advisable to mix 28 3/8" h desk height products with 26 1/2" h standard height products. These pedestals to be used in conjunction with 28 3/8" planning.
		Applied back ordered separately for finished back.
		File drawer do not support bottom loading
		File drawers include bars for front to back and side to side filing.
		Pencil trays can be ordered separately for 16" and 19" wide pedestals with metal interior. See page 352.

Pedestals, 28 3/8 planning

22 3/8" high

Metal interiors

description	w	d	h	pattern no.	metal interiors L	metal interiors V1	metal interiors V2	metal interiors V3
Pedestal, (desk height planning) open file configuration	30"	19"	22 3/8"	RP301T () () L () ()	\$896.	\$1,056.	\$1,178.	\$1,566.
	30"	23"	22 3/8"	RP302T () () L () ()	1,077.	1,269.	1,415.	1,890.
	36"	19"	22 3/8"	RP361T () () L () ()	1,128.	1,331.	1,488.	1,986.
	36"	23"	22 3/8"	RP362T () () L () ()	1,354.	1,592.	1,785.	2,384.



Pedestals may require counterweights when used in unsecured fashion (ie freestanding)
*3 counterweights per pedestal
Supplied with hardware kit including wood screws for attachment to underside of worksurface


Pedestal, (desk height planning) open bookcase configuration, with adjustable shelf	30"	19"	22 3/8"	RP301S () ()	833.	966.	1,111.	1,500.
	30"	23"	22 3/8"	RP302S () ()	1,015.	1,199.	1,349.	1,822.
	36"	19"	22 3/8"	RP361S () ()	1,066.	1,262.	1,422.	1,918.
	36"	23"	22 3/8"	RP362S () ()	1,291.	1,523.	1,716.	2,317.



Supplied with hardware kit including wood screws for attachment to underside of worksurface

Order Code	Specification Information	Application Notes
Example: RP301T () () L () ()	<i>To order please specify pattern number including:</i>	
R Reff		
P Pedestal	1. <i>Finish type</i> L = Laminate 1 = V1 2 = V2 3 = V3	
30 30" wide (<i>nominal</i>)	2. Interior option: M= Metal interior	
1 19" deep (<i>nominal</i>)	3. <i>Pull option</i> B = No pull, No drilling Customer's own pull C = Metal C-pull D = Metal D-pull F = Bar (1 pull / Door set) H = Outline J = Routed J-pull S = Metal S-pull R = Cylinder T = Tab (1 pull / Door set)	
T Open/File configuration, S = Open configuration		4. <i>Lock option</i> Pedestals with drawers always lock drilled L = drilled to accept lock
2 Finish type		5. <i>Lock finish</i> B = Black S = Matte silver
M Interior option		6. <i>Cabinet finish:</i> L, V1, V2, V3
H Pull option		7. <i>Pull finish</i> Painted or Plated
L Lock option		Product on this page Excluding J-pull option and any vertical surface over 60" , will accept wood grain laminate, where laminate is currently an option.
B Lock finish		Keying instructions must accompany all orders, refer to page 418 . Pedestals do not come with lock included. Random locks are factory installed. Key-alike are field installed using the KnollKey order form. Each locking pedestal on this page counts for one lock core.
V316 Cabinet finish		These pedestals are key hole construction.
PU Pull finish		
Open book case:		
1. <i>Finish type</i> L = Laminate 1 = V1 2 = V2 3 = V3		It is NOT advisable to mix 28 3/8" h desk height products with 26 1/2" h standard height products. These pedestals to be used in conjunction with 28 3/8" planning.
2. Interior option		Applied back ordered separately for finished back.
3. Cabinet finish		File drawer do not support bottom loading File drawers include bars for front to back and side to side filing. Pencil trays can be ordered separately for 16" and 19" wide pedestals with metal interior. See page 352.


Pedestals, 28 3/8 planning
22 3/8" high
Wood interiors

description	w	d	h	pattern no.	wood interiors L	wood interiors V1	wood interiors V2	wood interiors V3
 Pedestal, (desk height planning) box/file configuration	16"	19"	22 3/8"	RP161R () () L () ()	\$1,246.	\$1,465.	\$1,650.	\$2,219.
	16"	23"	22 3/8"	RP162R () () L () ()	1,383.	1,632.	1,836.	2,470.
	19"	19"	22 3/8"	RP191R () () L () ()	1,306.	1,538.	1,734.	2,330.
	19"	23"	22 3/8"	RP192R () () L () ()	1,452.	1,713.	1,927.	2,594.
	30"	19"	22 3/8"	RP301R () () L () ()	1,493.	1,761.	1,982.	2,668.
	30"	23"	22 3/8"	RP302R () () L () ()	1,754.	2,279.	2,320.	3,124.
	36"	19"	22 3/8"	RP361R () () L () ()	1,843.	2,172.	2,446.	3,293.
	36"	23"	22 3/8"	RP362R () () L () ()	2,142.	2,529.	2,843.	3,834.

Pedestals may require counterweights when used in unsecured fashion (ie freestanding)

*3 counterweights per pedestal

* Pencil trays available in 16" and 19" w box drawers only.

 Pedestal, (desk height planning) box/box/box configuration	30"	19"	22 3/8"	RP301G () () W () () L ()	1,956.	2,226.	2,490.	3,328.
	30"	23"	22 3/8"	RP302G () () W () () L ()	2,319.	2,623.	2,928.	3,910.
	36"	19"	22 3/8"	RP361G () () W () () L ()	2,411.	2,737.	3,070.	4,109.
	36"	23"	22 3/8"	RP362G () () W () () L ()	2,828.	3,204.	3,585.	4,801.

Pedestals may require counterweights when used in unsecured fashion (ie freestanding)

*3 counterweights per pedestal

* Pencil trays available in 16" and 19" w box drawers only.

Order Code	Specification Information	Application Notes
Example: RP161R () () L () ()	<i>To order please specify pattern number including:</i>	
R Reff	4. <i>Lock option</i> Pedestals with drawers always lock drilled L = drilled to accept lock	It is NOT advisable to mix 28 3/8" desk height products with 26 1/2" h standard height products. These pedestals to be used in conjunction with 28 3/8" planning.
P Pedestal	5. <i>Lock finish</i> B = Black S = Matte silver	
16 16" wide (nominal)	1. <i>Finish type</i> L = Laminate 1 = V1 2 = V2 3 = V3	Applied back ordered separately for finished back.
1 19" deep (nominal)	2. Interior option: W = Wood interior	File drawer do not support bottom loading
R Box/File configuration G = BBB configuration	3. <i>Pull option</i> B = No pull, No drilling Customer's own pull C = Metal C-pull D = Metal D-pull F = Bar (1 pull / Door set) H = Outline J = Routed J-pull S = Metal S-pull R = Cylinder T = Tab (1 pull / Door set)	File drawers include bars for front to back and side to side filing.
2 Finish type		Pencil trays included in pedestals 16" and 19" wide with wood interior; only.
W Interior option		
H Pull option		
L Lock option		
B Lock finish		
V316 Cabinet finish		
PU Pull finish		

Product on this page **Excluding J-pull option and any vertical surface over 60"**, will accept wood grain laminate, where laminate is currently an option.

Keying instructions must accompany all orders, refer to page 418 . Pedestals do not come with lock included. Random locks are factory installed. Key-alike are field installed using the KnollKey order form. Each locking pedestal on this page counts for one lock core.

These pedestals are key hole construction.

Pedestals, 28 3/8 planning

22 3/8" high

Wood interiors

description	w	d	h	pattern no.	wood interiors L	wood interiors V1	wood interiors V2	wood interiors V3
Pedestal, (desk height planning) open file configuration	30"	19"	22 3/8"	RP301T () () L () ()	\$990.	\$1,161.	\$1,298.	\$1,728.
	30"	23"	22 3/8"	RP302T () () L () ()	1,166.	1,373.	1,538.	2,051.
	36"	19"	22 3/8"	RP361T () () L () ()	1,220.	1,437.	1,611.	2,151.
	36"	23"	22 3/8"	RP362T () () L () ()	1,446.	1,696.	1,903.	2,545.



Pedestals may require counterweights when used in unsecured fashion (ie freestanding)
*3 counterweights per pedestal
Supplied with hardware kit including wood screws for attachment to underside of worksurface

Pedestal, (desk height planning) open bookcase configuration, with adjustable shelf	30"	19"	22 3/8"	RP301S () ()	929.	1,092.	1,231.	1,662.
	30"	23"	22 3/8"	RP302S () ()	1,104.	1,303.	1,471.	1,982.
	36"	19"	22 3/8"	RP361S () ()	1,156.	1,368.	1,544.	2,083.
	36"	23"	22 3/8"	RP362S () ()	1,382.	1,627.	1,836.	2,478.



Supplied with hardware kit including wood screws for attachment to underside of worksurface

Order Code	Specification Information	Application Notes
Example: RP301T () () L () ()	<i>To order please specify pattern number including:</i>	
R Reff		
P Pedestal	1. <i>Finish type</i> L = Laminate 1 = V1 2 = V2 3 = V3	
30 30" wide (<i>nominal</i>)	2. Interior option: W = Wood interior	
1 19" deep (<i>nominal</i>)	3. <i>Pull option</i> B = No pull, No drilling Customer's own pull C = Metal C-pull D = Metal D-pull F = Bar (1 pull / Door set) H = Outline J = Routed J-pull S = Metal S-pull R = Cylinder T = Tab (1 pull / Door set)	
T Open/File configuration S = Open configuration		4. <i>Lock option</i> Pedestals with drawers always lock drilled L = drilled to accept lock
2 Finish type		5. <i>Lock finish</i> B = Black S = Matte silver
W Interior option		6. <i>Cabinet finish:</i> L, V1, V2, V3
H Pull option		7. <i>Pull finish</i> Painted or Plated
L Lock option		Product on this page Excluding J-pull option and any vertical surface over 60" , will accept wood grain laminate, where laminate is currently an option.
B Lock finish		Keying instructions must accompany all orders, refer to page 418 . Pedestals do not come with lock included. Random locks are factory installed. Key-alike are field installed using the KnollKey order form. Each locking pedestal on this page counts for one lock core.
V316 Cabinet finish		These pedestals are key hole construction.
PU Pull finish		
Open book case:		
1. <i>Finish type</i> L = Laminate 1 = V1 2 = V2 3 = V3		It is NOT advisable to mix 28 3/8" h desk height products with 26 1/2" h standard height products. These pedestals to be used in conjunction with 28 3/8" planning.
2. Interior option		Applied back ordered separately for finished back.
3. Cabinet finish		File drawer do not support bottom loading File drawers include bars for front to back and side to side filing. Pencil trays included in pedestals 16" and 19" wide with wood interior; only.
		Pedestals are supplied with hardware kit including wood screws for attachment to underside of worksurface.

Pedestals, 28 3/8" planning
 22 3/8" high, Box File with Single Front
 Metal interiors

description	w	d	h	pattern no.	metal interiors L	metal interiors V1	metal interiors V2	metal interiors V3
Pedestal, (desk height planning)	30"	19"	22 3/8"	RP301H () () () L ()	\$1,302.	\$1,571.	\$1,762.	\$2,354.
box/file configuration with	30"	23"	22 3/8"	RP302H () () () L ()	1,370.	1,649.	1,848.	2,469.
single common front	36"	19"	22 3/8"	RP361H () () () L ()	1,384.	1,666.	1,869.	2,500.
	36"	23"	22 3/8"	RP362H () () () L ()	1,448.	1,740.	1,954.	2,615.



Pedestals may require counterweights when used in unsecured fashion (ie freestanding)
 *3 counterweights per pedestal
 Supplied with hardware kit including wood screws for attachment to underside of worksurface

Order Code	Specification Information	Application Notes
Example: RP301H () () () L ()	<i>To order please specify pattern number including:</i>	It is NOT advisable to mix 28 3/8" desk height products with 26 1/2" standard height products. These pedestals to be used in conjunction with 28 3/8" planning.
R Reff	1. <i>Cabinet Finish:</i> L, V1, V2, V3	The single front is attached to the file drawer.
P Pedestal	2. <i>Interior option:</i> M= Metal interior	Box drawer is hidden behind the single front, and gets the same front finish as the case. Box drawer gets no applied pulls. Finger space is provided for access.
30 30" wide, 36=36" wide	3. <i>Pull option</i> B = No pull, No drilling Customer's own pull C = C-pull (Nickel finish only) D = D-pull (Painted, PZ or PT finishes only) F = Bar (1 pull / Drawer) H = Outline (2 pull / Drawer) J = Routed J-pull R = Cylinder (2 pull / Drawer) S = S-pull (Stainless steel only) T = Tab (1 pull / Drawer)	Pedestals are key hole construction.
1 19" deep, 2 = 23" deep	4. <i>Pull finish:</i> Painted or plated (except as noted)	Pencil trays are not included.
H Box/File config. with single front	5. <i>Lock option</i> Pedestals with drawers always lock drilled L = drilled to accept lock	
V316 Cabinet Finish	6. <i>Lock finish</i> B = Black S = Matte silver	
M Metal Interior option		
T Tab Pull option		
111 Pull finish		
L Lock option		
B Lock finish		

Pedestals, 28 3/8" planning
 22 3/8" high, Box File with Single Front
 Wood interiors

description	w	d	h	pattern no.	wood interiors L	wood interiors V1	wood interiors V2	wood interiors V3
Pedestal, (desk height planning)	30"	19"	22 3/8"	RP301H () () () L ()	\$1,544.	\$1,855.	\$2,083.	\$2,723.
box/file configuration with	30"	23"	22 3/8"	RP302H () () () L ()	1,805.	2,159.	2,421.	3,245.
single common front	36"	19"	22 3/8"	RP361H () () () L ()	1,894.	2,265.	2,547.	3,413.
	36"	23"	22 3/8"	RP362H () () () L ()	2,193.	2,623.	2,944.	3,955.



Pedestals may require counterweights when used in unsecured fashion (ie freestanding)


*3 counterweights per pedestal


Supplied with hardware kit including wood screws for attachment to underside of worksurface

Order Code	Specification Information	Application Notes
Example: RP301H () () () L ()	<i>To order please specify pattern number including:</i>	It is NOT advisable to mix 28 3/8" desk height products with 26 1/2" standard height products. These pedestals to be used in conjunction with 28 3/8" planning.
R Reff	1. <i>Cabinet Finish:</i> L, V1, V2, V3	The single front is attached to the file drawer.
P Pedestal	2. Interior option: W = Wood interior option	Box drawer is hidden behind the single front, and gets the same front finish as the case. Box drawer gets no applied pulls. Finger space is provided for access.
30 30" wide, 36=36" wide	3. <i>Pull option</i> B = No pull, No drilling Customer's own pull C = C-pull (Nickel finish only) D = D-pull (Painted, PZ or PT finishes only)	Pencil trays are not included.
1 19" deep, 2 = 23" deep	F = Bar (1 pull / Drawer) H = Outline (2 pull / Drawer) J = Routed J-pull R = Cylinder (2 pull / Drawer) S = S-pull (Stainless steel only) T = Tab (1 pull / Drawer)	
H Box/File config. with single front	4. <i>Pull finish:</i> Painted or plated	
V316 Cabinet Finish	5. <i>Lock option</i> Pedestals with drawers always lock drilled L = drilled to accept lock	
W Wood Interior option	6. <i>Lock finish</i> B = Black S = Matte silver	
T Tab Pull option		
111 Pull finish		
L Lock option		
B Lock finish		

Pedestals are key hole construction.

Pedestals, 28 3/8 planning
Removable Back with access, 22 3/8" high
Wood interiors

description	w	d	h	pattern no.	wood	wood	wood	wood
					interiors L	interiors V1	interiors V2	interiors V3
Desk Height (22 3/8") Access Pedestal, Hinge doors 	30"	19"	22 3/8"	RPH301A () () () ()	\$1,538.	\$1,891.	\$2,297.	\$3,184.
	30"	23"	22 3/8"	RPH302A () () () ()	1,576.	2,194.	2,641.	3,643.
	36"	19"	22 3/8"	RPH361A () () () ()	1,584.	2,287.	2,747.	3,788.
	36"	23"	22 3/8"	RPH362A () () () ()	1,620.	2,656.	3,164.	4,352.

Pedestal, (desk height planning) cabinet access bookcase * with removable back 	30"	19"	22 3/8"	RP301A () ()	1,036.	1,218.	1,373.	1,853.
	30"	23"	22 3/8"	RP302A () ()	1,231.	1,454.	1,639.	2,211.
	36"	19"	22 3/8"	RP361A () ()	1,290.	1,527.	1,722.	2,322.
	36"	23"	22 3/8"	RP362A () ()	1,542.	1,814.	2,048.	2,763.

Order Code	Specification Information	Application Notes
Example: RPH301A () () () ()	<i>To order please specify pattern number including:</i>	It is NOT advisable to mix 28 3/8" h desk height products with 26 1/2" h standard height products. These pedestals to be used in conjunction with 28 3/8" planning.
R Reff	1. <i>Lock option</i> L = Drilled for lock N = No lock drilling	Comes with one adjustable, wood shelf.
P Pedestal	2. <i>Lock finish:</i> B = Black S = Matte Silver	Wood shelf only, no metal interior.
H Hinge doors	3. <i>Pull option</i> B = No pull, No drilling Customer's own pull C = Metal C-pull D = Metal D-pull F = Bar (1 pull / Door set) H = Outline J = Routed J-pull S = Metal S-pull R = Cylinder T = Tab (1 pull / Door set)	Open access is above adjustable shelf.
30 30" wide	4. <i>Pull finish:</i> Painted or Plated	Pedestal backs and Fillers, are NOT intended for products on this page.
1 19" deep	5. <i>Finish:</i> Wood or Laminate	Inside height clearance of the open bookcase; Top shelf = 4.9" Bottom shelf = 11.6"
A Access		
L Lock option		
B Lock finish		
B Pull option		
111 Pull finish		
118 Finish		
<i>To order the bookcase, please specify pattern number including:</i>		
1. <i>Finish type</i> L = Laminate 1 = V1 2 = V2 3 = V3		
2. <i>Cabinet finish:</i> Laminate, V1, V2, V3		
		Product on this page Excluding J-pull option and any vertical surface over 60" , will accept wood grain laminate, where laminate is currently an option.
		Pedestals are supplied with hardware kit including wood screws for attachment to underside of work surface.
		Keyhole construction.

Pedestals, 28 3/8 planning
Equipment Pedestal, 22 3/8" high
Wood interiors

description	w	d	h	pattern no.	wood interiors L	wood interiors V1	wood interiors V2	wood interiors V3
Pedestal, (desk height planning)	30"	19"	22 3/8"	RP301E(L/R) () () () () ()	\$1,959.	\$2,838.	\$3,075.	\$3,669.
equipment configuration	30"	23"	22 3/8"	RP302E(L/R) () () () () () ()	1,995.	2,890.	3,125.	3,784.
(wood interior only)	36"	19"	22 3/8"	RP361E(L/R) () () () () () ()	2,007.	2,896.	3,140.	3,777.
	36"	23"	22 3/8"	RP362E(L/R) () () () () () ()	2,040.	2,941.	3,204.	3,892.



Left hand shown

Order Code	Specification Information	Application Notes
Example: RP301E(L/R)	<i>To order please specify pattern number including:</i>	It is NOT advisable to mix 28 3/8" desk height products with 26 1/2" standard height products. These pedestals to be used in conjunction with 28 3/8" planning.
R Reff	1. <i>Finish type:</i> L = laminate 1 = V1 2 = V2 3 = V3	Product on this page Excluding J-pull option and any vertical surface over 60" , will accept wood grain laminate, where laminate is currently an option.
P Pedestal	2. <i>Interior option: W (wood)</i>	From the viewer's perspective, the drawer location determines the pedestal Right/Left orientation.
30 30" wide	3. <i>Pull option</i> B = No pull, No drilling Customer's own pull C = nickel finish C-pull (nickel finish only) D = metal D-pull F = Bar pull H = Outline pull R = Cylinder pull S = S-pull (stainless steel finish only) T = Tab pull	Applied back can be ordered separately, but NOT recommended for it restricts ventilation.
1 19" deep (<i>nominal</i>)	4. Cabinet finish	Not advised to use in a stand alone application.
E Equipment Ped.	5. Pull finish: Painted or Plated	
L Left hand	6. <i>Lock option</i> L = Lock hole drilled N = No lock drilling	
V2 Case finish type	7. Lock finish: B = Black S = Silver	
V2 Front finish type		
W Interior option, wood		
H Pull option		
V316 Cabinet finish		
111 Pull finish		
L Lock option		
B Lock finish		

Equipment Pedestal's Clearance:

Enclosed Area:
 For 30" w X 17" d 22 1/2" w X 16 1/2" d X 13 1/4" h
 For 30" w X 21" d 22 1/2" w X 20 1/2" d X 13 1/4" h
 For 36" w X 17" d 26 1/2" w X 16 1/2" d X 13 1/4" h
 For 36" w X 21" d 26 1/2" w X 20 1/2" d X 13 1/4" h

Open Area:
 For 30" w X 17" d 8" w X 17" d X 17 1/2" h
 For 30" w X 21" d 8" w X 21" d X 17 1/2" h
 For 36" w X 17" d 8" w X 17" d X 17 1/2" h
 For 36" w X 21" d 8" w X 21" d X 17 1/2" h

Pedestals, 28 3/8 planning
Mobile Pedestal, 23" high
Wood interiors

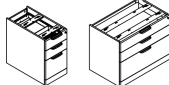
description	w	d	h	pattern no.	L/V1	L/V2	L/V3	L/L	V1	V2	V3
Mobile Pedestal	16"	19"	23"	RMPU () () () () () ()	\$2,552.	\$2,604.	\$2,669.	\$2,308.	\$2,659.	\$3,044.	\$3,920.



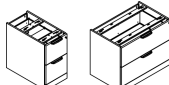
Order Code	Specification Information	Application Notes
Example: RMPU () () () () () ()	<i>To order please specify pattern number including:</i>	<p>It is NOT advisable to mix 28 3/8" h desk height products with 26 1/2" h standard height products. These pedestals to be used in conjunction with 28 3/8" planning.</p> <p>Product on this page will accept woodgrain laminate where laminate is currently an option.</p> <p>Replacement pencil trays for pedestals shipped July 2001 and prior, should order KR5914265. Replacement pencil trays for all mobile pedestals, should order RPMTRAY. See page 352.</p> <p>These products are Glue and Dowel Construction</p> <p>Always comes with lock.</p> <p>Always comes with finished back</p> <p>Grommet pull only.</p> <p>Actual width = 15¹⁵/₁₆"</p> <p>Actual depth = 19¹/₁₆"</p> <p>Actual total height = 23³/₈"</p>
R Reff		
M Mobile	1. Lock option Pedestals with drawers always lock drilled.	
P Pedestal	2. Lock finish B = Black S = Matte silver	
U Cubby above with drawer/box/file	3. Pull option G = Grommet pull only	
L Lock Option	4. Pull finish: Painted or Plated	
B Lock Finish	5. Case finish	
G Pull Finish	6. Front finish	
V316 Case Finish	7. Pencil tray finish Painted / Anodized	
V316 Front Drawer Finish		
111 Pencil Tray Finish		

BBF/FF/BBBB


Metal interiors

description	w	d	h	pattern no.	metal interiors L	metal interiors V1	metal interiors V2	metal interiors V3
 Pedestal, (desk height) box/box/file configuration	16"	19"	28 3/8"	RP161J () () L () ()	\$1,281.	\$1,509.	\$1,701.	\$2,290.
	16"	23"	28 3/8"	RP162J () () L () ()	1,341.	1,582.	1,782.	2,397.
	16"	29"	28 3/8"	RP163J () () L () ()	1,397.	1,646.	1,856.	2,497.
	30"	19"	28 3/8"	RP301J () () L () ()	1,618.	1,988.	2,237.	2,309.
	30"	23"	28 3/8"	RP302J () () L () ()	1,706.	2,093.	2,357.	3,182.
	36"	19"	28 3/8"	RP361J () () L () ()	1,723.	2,121.	2,388.	3,225.
	36"	23"	28 3/8"	RP362J () () L () ()	1,810.	2,219.	2,502.	3,380.

*Pencil Tray not included
 Pedestals may require counterweights when used in unsecured fashion (ie freestanding)
 *3 counterweights per pedestal

 Pedestal, (desk height) file/file configuration	16"	19"	28 3/8"	RP161K () () L () ()	1,176.	1,388.	1,565.	2,115.
	16"	23"	28 3/8"	RP162K () () L () ()	1,259.	1,485.	1,678.	2,266.
	16"	29"	28 3/8"	RP163K () () L () ()	1,344.	1,582.	1,787.	2,410.
	30"	19"	28 3/8"	RP301K () () L () ()	1,346.	1,590.	1,790.	2,415.
	30"	23"	28 3/8"	RP302K () () L () ()	1,420.	1,674.	1,886.	2,546.
	36"	19"	28 3/8"	RP361K () () L () ()	1,433.	1,695.	1,910.	2,580.
	36"	23"	28 3/8"	RP362K () () L () ()	1,506.	1,775.	2,002.	2,704.

*Pencil Tray not included
 Pedestals may require counterweights when used in unsecured fashion (ie freestanding)
 *3 counterweights per pedestal

 Pedestal, (desk height) 4 Box configuration	30"	19"	28 3/8"	RP301N () () () () L ()	1,782.	2,089.	2,336.	3,118.
	30"	23"	28 3/8"	RP302N () () () () L ()	1,849.	2,170.	2,432.	3,257.
	36"	19"	28 3/8"	RP361N () () () () L ()	1,893.	2,223.	2,489.	3,326.
	36"	23"	28 3/8"	RP362N () () () () L ()	1,959.	2,297.	2,579.	3,457.

Order Code

Example:	RP161J(L)(M)(J)L(118)
R	Reff
P	Pedestal
16	16" wide (nominal)
1	19" deep (nominal)
J	Box/Box/File config.
L	Finish type, laminate
M	Interior option, metal
J	Pull option, J
L	Lock option
118	Cabinet finish
118	Pull finish

Specification Information

To order please specify pattern number including:

1. Finish type
 L = laminate
 1 = V1
 2 = V2
 3 = V3
2. Interior option
 M = metal interior
3. Pull option
 B = No pull, No drilling
 Customer's own pull
 C = nickel finish C-pull (nickel finish only)
 D = metal D-pull (finish optional)
 F = Bar
 H = Out Line
 J = routed J-pull (finish matches case)
 R = Cylinder
 S = S-pull (stainless steel finish only) T = Tab
4. Lock option
 Pedestals with drawers always lock drilled
 L = drilled to accept lock
5. Lock finish:
 B = Black
 S = Matte Silver

Application Notes

6. Cabinet finish
 7. Pull finish
 Painted or Plated

Product on this page **Excluding J-pull option and any vertical surface over 60"**, will accept wood grain laminate, where laminate is currently an option.

Keying instructions must accompany all orders, refer to page 418 . Pedestals do not come with lock included. Random locks are factory installed. Key-alike are field installed using the KnollKey order form. Each locking pedestal on this page counts for one lock core.

Pencil trays not included in pedestals with metal interiors.

Pencil tray to be ordered separately; see page 352.

Finished back must be ordered separately to achieve full depth without a modesty. (page 115)

It is NOT advisable to mix 28 3/8" desk height products with 26 1/2" standard height products. These pedestals to be used in conjunction with 28 3/8" planning.

File drawers include file bars for front to back and side to side filing.

File drawers do not support bottom loading.

Each pedestal may require 3 counterweights when used in unsecured fashion. (ie. Freestanding)

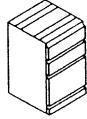
1 counterweight = 10 lbs.

Pedestals are supplied with hardware kit including wood screws for attachment to underside of worksurface.

BBF/FF/BBBB

Metal interior legal width

description	w	d	h	pattern no.	metal interiors L	metal interiors V1	metal interiors V2	metal interiors V3
Pedestal, (desk height)	19"	19"	28 3/8"	RP191J () () L () ()	\$1,344.	\$1,584.	\$1,786.	\$2,403.
box/box/file configuration	19"	23"	28 3/8"	RP192J () () L () ()	1,407.	1,620.	1,869.	2,517.
	19"	29"	28 3/8"	RP193J () () L () ()	1,466.	1,729.	1,948.	2,622.

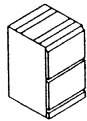


Pencil tray not included

Pedestals may require counterweights when used in unsecured fashion (ie freestanding)

*3 counterweights per pedestal

Pedestal, (desk height)	19"	19"	28 3/8"	RP191K () () L () ()	1,234.	1,458.	1,644.	2,221.
file/file configuration	19"	23"	28 3/8"	RP192K () () L () ()	1,323.	1,560.	1,762.	2,380.
	19"	29"	28 3/8"	RP193K () () L () ()	1,411.	1,661.	1,875.	2,530.



Pencil tray not included

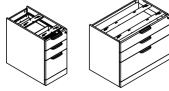
Pedestals may require counterweights when used in unsecured fashion (ie freestanding)

*3 counterweights per pedestal

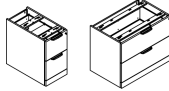
Order Code	Specification Information	Application Notes
Example: RP191J(L)(M)(J)L(118)	<i>To order please specify pattern number including:</i>	<p>It is NOT advisable to mix 28 3/8" h desk height products with 26 1/2" h standard height products. These pedestals to be used in conjunction with 28 3/8" planning.</p> <p>File drawers include file bars for front to back and side to side filing.</p> <p>File drawers do not support bottom loading.</p> <p>Each pedestal may require 3 counterweights when used in unsecured fashion.(ie. Freestanding)</p> <p>1 counterweight = 10 lbs.</p> <p>Pedestals are supplied with hardware kit including wood screws for attachment to underside of worksurface.</p>
R Reff	<p>1. <i>Finish type</i> L = laminate 1 = V1 2 = V2 3 = V3</p> <p>2. <i>Interior option</i> M = metal interior</p> <p>3. <i>Pull option</i> B = No pull, No drilling Customer's own pull C = nickel finish C-pull (nickel finish only) D = metal D-pull (finish optional) F = Bar H = Out Line J = routed J-pull (finish matches case) R = Cylinder S = S-pull (stainless steel finish only) T = Tab</p> <p>4. <i>Lock option</i> Pedestals with drawers always lock drilled L = drilled to accept lock</p> <p>5. <i>Lock finish</i> B = Black S = Matte Silver</p> <p>6. <i>Cabinet finish</i></p> <p>7. <i>Pull finish</i> Painted or Plated</p> <p>Product on this page Excluding J-pull option and any vertical surface over 60", will accept wood grain laminate, where laminate is currently an option.</p> <p>Keying instructions must accompany all orders, refer to page 418 . Pedestals do not come with lock included. Random locks are factory installed. Key-alike are field installed using the KnollKey order form. Each locking pedestal on this page counts for one lock core.</p> <p>Pencil trays not included in pedestals with metal interiors.</p> <p>Pencil tray to be ordered separately; see page 352.</p> <p>Finished back must be ordered separately to achieve full depth without a modesty. (page115)</p>	
J Pedestal		
19 19" wide (<i>nominal</i>)		
1 19" deep (<i>nominal</i>)		
J Box/Box/File configuration		
L Finish type, laminate		
M Interior option, metal		
J Pull option, J		
L Lock option		
118 Cabinet finish		
118 Pull finish		

BBF/FF/BBBB


Wood interior

description	w	d	h	pattern no.	wood	wood	wood	wood
					interiors	interiors	interiors	interiors
					L	V1	V2	V3
 Pedestal, (desk height) box/box/file configuration	16"	19"	28 3/8"	RP161J () () L () ()	\$1,361.	\$1,600.	\$1,801.	\$2,423.
	16"	23"	28 3/8"	RP162J () () L () ()	1,510.	1,784.	2,008.	2,701.
	16"	29"	28 3/8"	RP163J () () L () ()	1,644.	1,941.	2,182.	2,936.
	30"	19"	28 3/8"	RP301J () () L () ()	1,934.	2,281.	2,573.	3,475.
	30"	23"	28 3/8"	RP302J () () L () ()	2,272.	2,682.	3,018.	4,071.
	36"	19"	28 3/8"	RP361J () () L () ()	2,389.	2,817.	3,182.	4,295.
	36"	23"	28 3/8"	RP362J () () L () ()	2,784.	3,291.	3,708.	5,004.

Pedestals may require counterweights when used in unsecured fashion (ie freestanding)
*3 counterweights per pedestal

 Pedestal, (desk height) file/file configuration	16"	19"	28 3/8"	RP161K () () L () ()	1,248.	1,470.	1,658.	2,237.
	16"	23"	28 3/8"	RP162K () () L () ()	1,470.	1,734.	1,953.	2,636.
	16"	29"	28 3/8"	RP163K () () L () ()	1,602.	1,893.	2,134.	2,881.
	30"	19"	28 3/8"	RP301K () () L () ()	1,612.	1,901.	2,144.	2,895.
	30"	23"	28 3/8"	RP302K () () L () ()	1,894.	2,235.	2,515.	3,392.
	36"	19"	28 3/8"	RP361K () () L () ()	1,991.	2,348.	2,652.	3,580.
	36"	23"	28 3/8"	RP362K () () L () ()	2,320.	2,742.	3,090.	4,170.

Pedestals may require counterweights when used in unsecured fashion (ie freestanding)
*3 counterweights per pedestal

 Pedestal, (desk height) 4 Box configuration	30"	19"	28 3/8"	RP301N () () () () L ()	1,997.	2,344.	2,635.	3,537.
	30"	23"	28 3/8"	RP302N () () () () L ()	2,235.	2,746.	2,380.	4,133.
	36"	19"	28 3/8"	RP361N () () () () L ()	2,456.	2,887.	3,250.	4,363.
	36"	23"	28 3/8"	RP362N () () () () L ()	2,850.	3,358.	3,773.	5,070.

Order Code	Specification Information
Example: RP161J(L)(W)(J)L(118)	
R Reff	
P Pedestal	
16 16" wide (nominal)	
1 19" deep (nominal)	
J Box/Box/File configuration	
L Finish type, laminate	
W Interior option, wood	
D Pull option	
L Lock option	
118 Cabinet finish	
118 Pull finish	

Specification Information
To order please specify pattern number including:
1. <i>Finish type</i> L = laminate 1 = V1 2 = V2 3 = V3
2. <i>Interior option</i> W = wood interior
3. <i>Pull option</i> B = No pull, No drilling Customer's own pull C = nickel finish C-pull (nickel finish only) D = metal D-pull (finish optional) F = Bar H = Out Line J = routed J-pull (finish matches case) R = Cylinder S = S-pull (stainless steel finish only) T = Tab
4. <i>Lock option</i> Pedestals with drawers always lock drilled L = drilled for lock

5. *Lock Finish*
B = Black
S = Matte Silver
6. *Cabinet finish*
7. *Pull finish*
Painted or Plated

Product on this page **Excluding J-pull option and any vertical surface over 60"**, will accept wood grain laminate, where laminate is currently an option.

Keying instructions must accompany all orders, refer to page 418 . Pedestals do not come with lock included. Random locks are factory installed. Key-alike are field installed using the KnollKey order form. Each locking pedestal on this page counts for one lock core.

Box-box-file configuration pedestals with wood drawers includes pencil tray and two tray dividers in top box drawer.

Finished back must be ordered separately to achieve full depth without a modesty. (page 115)

Application Notes

It is NOT advisable to mix 28 3/8" h desk height products with 26 1/2" h standard height products. These pedestals to be used in conjunction with 28 3/8" planning.

File drawers include file bars for front to back and side to side filing.

File drawers do not support bottom loading.

Each pedestal may require 3 counterweights when used in unsecured fashion. (ie. Freestanding)

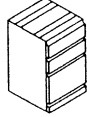
1 counterweight = 10 lbs.

Pedestals are supplied with hardware kit including wood screws for attachment to underside of work surface.

BBF/FF/BBBB

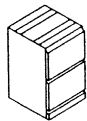
Wood interior legal width

description	w	d	h	pattern no.	wood interiors L	wood interiors V1	wood interiors V2	wood interiors V3
Pedestal, (desk height)	19"	19"	28 3/8"	RP191J () () L () ()	\$1,428.	\$1,680.	\$1,891.	\$2,544.
box/box/file configuration	19"	23"	28 3/8"	RP192J () () L () ()	1,585.	1,873.	2,107.	2,836.
	19"	29"	28 3/8"	RP193J () () L () ()	1,724.	2,036.	2,290.	3,083.



Pedestals may require counterweights when used in unsecured fashion (ie freestanding)
*3 counterweights per pedestal

Pedestal, (desk height)	19"	19"	28 3/8"	RP191K () () L () ()	1,385.	1,543.	1,740.	2,348.
file/file configuration	19"	23"	28 3/8"	RP192K () () L () ()	1,542.	1,822.	2,052.	2,768.
	19"	29"	28 3/8"	RP193K () () L () ()	1,683.	1,988.	2,241.	3,024.

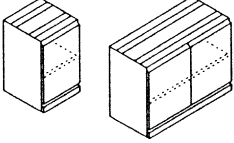


Pedestals may require counterweights when used in unsecured fashion (ie freestanding)
*3 counterweights per pedestal

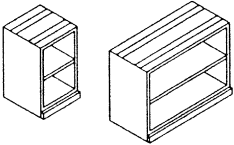
Order Code	Specification Information	Application Notes
Example: RP191J(L)(W)(J)L(118)	<i>To order please specify pattern number including:</i>	
R Reff		
P Pedestal		
19 19" wide (nominal)		
1 19" deep (nominal)		
J Box/Box/File configuration		
L Finish type, laminate		
W Interior option, wood		
J Pull option, J		
L Lock option		
118 Cabinet finish		
118 Pull finish		
	<ol style="list-style-type: none"> Finish type L = laminate 1 = V1 2 = V2 3 = V3 Interior option W = wood interior Pull option B = No pull, No drilling Customer's own pull C = nickel finish C-pull (nickel finish only) D = metal D-pull (finish optional) F = Bar H = Out Line J = routed J-pull (finish matches case) R = Cylinder S = S-pull (stainless steel finish only) T = Tab Lock option Pedestals with drawers always lock drilled L = drilled to accept lock Lock Finish B = Black S = Matte Silver Cabinet finish Pull finish Painted or Plated 	<p>It is NOT advisable to mix 28 3/8" h desk height products with 26 1/2" h standard height products. These pedestals to be used in conjunction with 28 3/8" planning.</p> <p>File drawers include file bars for front to back and side to side filing.</p> <p>File drawers do not support bottom loading.</p> <p>Each pedestal may require 3 counterweights when used in unsecured fashion.(ie.Freestanding)</p> <p>1 counterweight = 10 lbs.</p> <p>Pedestals are supplied with hardware kit including wood screws for attachment to underside of worksurface.</p> <p>Product on this page Excluding J-pull option and any vertical surface over 60", will accept wood grain laminate, where laminate is currently an option.</p> <p>Keying instructions must accompany all orders, refer to page 418 . Pedestals do not come with lock included. Random locks are factory installed. Key-alike are field installed using the KnollKey order form. Each locking pedestal on this page counts for one lock core.</p> <p>Box-box-file configuration pedestals with wood drawers includes pencil tray and two tray dividers in top box drawer.</p> <p>Finished back must be ordered separately to achieve full depth without a modesty. (page 115)</p>

Open / Hinge Door

Metal interiors

description	w	d	h	pattern no.	metal interiors L	metal interiors V1	metal interiors V2	metal interiors V3
Pedestal, (desk height) hinge door configuration adjustable shelf 	16"	19"	28 3/8"	RP161L(L/R) () () () ()	\$1,033.	\$1,217.	\$1,373.	\$1,854.
	16"	23"	28 3/8"	RP162L(L/R) () () () ()	1,254.	1,480.	1,667.	2,252.
	16"	29"	28 3/8"	RP163L(L/R) () () () ()	1,433.	1,573.	1,910.	2,580.
	30"	19"	28 3/8"	RP301L () () () ()	1,334.	1,695.	1,774.	2,394.
	30"	23"	28 3/8"	RP302L () () () ()	1,558.	1,840.	2,073.	2,799.
	36"	19"	28 3/8"	RP361L () () () ()	1,690.	1,993.	2,251.	3,038.
	36"	23"	28 3/8"	RP362L () () () ()	1,976.	2,334.	2,631.	3,552.

Inside height clearance top shelf 11", bottom shelf 11.5" when shelf located in center position.
Metal interior means shelf metal.

description	w	d	h	pattern no.	metal interiors L	metal interiors V1	metal interiors V2	metal interiors V3
Pedestal, (desk height) open shelf configuration adjustable shelf 	16"	19"	28 3/8"	RP161M () ()	783.	910.	1,045.	1,410.
	16"	23"	28 3/8"	RP162M () ()	916.	1,060.	1,219.	1,645.
	16"	29"	28 3/8"	RP163M () ()	1,080.	1,250.	1,439.	1,944.
	30"	19"	28 3/8"	RP301M () ()	913.	1,057.	1,215.	1,640.
	30"	23"	28 3/8"	RP302M () ()	1,110.	1,283.	1,476.	1,992.
	36"	19"	28 3/8"	RP361M () ()	1,166.	1,353.	1,553.	2,095.
	36"	23"	28 3/8"	RP362M () ()	1,412.	1,635.	1,879.	2,537.

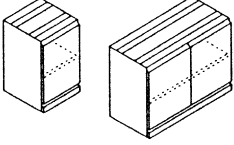
Inside height clearance top shelf 11", bottom shelf 11.5" when shelf located in center position.
Metal interior means shelf metal.

Order Code	Specification Information	Application Notes
Example: RP161LL(L)(M)(J)L(118) R Reff P Pedestal 16 16" wide (nominal) 1 19" deep (nominal) L Hinge door config. L Left hand hinge location L Finish type, laminate M Interior option, metal J Pull option, J L Lock option 118 Cabinet finish 118 Pull finish	To order please specify pattern number including: 1. Hinge location, where applicable L = left hand R = right hand 2. Finish type L = laminate 1 = V1 2 = V2 3 = V3 3. Interior option M = metal interior Pedestals with metal interior, the shelves come painted. For laminate cases, the shelves are painted to match ie. 114 case = 114 painted shelves. For wood cases, the shelves are painted black ie. V316 case = black shelves. 4. Pull option B = No pull, No drilling Customer's own pull C = nickel finish C-pull (nickel finish only) D = metal D-pull (finish optional) F = Bar (1 pull per door set) H = Out Line J = routed J-pull (finish matches case) R = Cylinder S = S-pull (stainless steel finish only) T = Tab (1 pull per door set)	5. Lock option Optional for hinged door configurations only L = drilled to accept lock N = no drilling 6. Lock Finish: B = Black S = Matte Silver 7. Cabinet finish 8. Pull finish Painted or Plated Product on this page Excluding J-pull option and any vertical surface over 60" , will accept wood grain laminate, where laminate is currently an option. Keying instructions must accompany all orders, refer to page 418 . Pedestals do not come with lock included. Random locks are factory installed. Key-alike are field installed using the KnollKey order form. Each locking pedestal on this page counts for one lock core. It is NOT advisable to mix 28 3/8" h desk height products with 26 1/2" h standard height products. These pedestals to be used in conjunction with 28 3/8" planning. Note: Hinge door cabinets have optional lock drilling which can be specified in the cabinet product code. Finished back must be ordered separately to achieve full depth without a modesty. (page 115) Pedestals are supplied with hardware kit including wood screws for attachment to underside of worksurface.

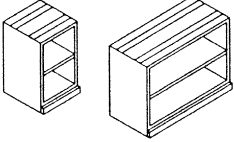
For Open pedestals;

1. Finish type
2. Interior option
3. Cabinet finish

Pedestals, 28 3/8 planning
 Open / Hinge Door
 Wood interiors

description	w	d	h	pattern no.	wood interiors L	wood interiors V1	wood interiors V2	wood interiors V3
Pedestal, (desk height) hinge door configuration adjustable shelf 	16"	19"	28 3/8"	RP161L(L/R) () () () ()	\$1,129.	\$1,333.	\$1,503.	\$2,029.
	16"	23"	28 3/8"	RP162L(L/R) () () () ()	1,357.	1,597.	1,803.	2,436.
	16"	29"	28 3/8"	RP163L(L/R) () () () ()	1,536.	1,691.	2,038.	2,753.
	30"	19"	28 3/8"	RP301L () () () ()	1,430.	1,811.	1,906.	2,574.
	30"	23"	28 3/8"	RP302L () () () ()	1,659.	1,960.	2,208.	2,982.
	36"	19"	28 3/8"	RP361L () () () ()	1,792.	2,110.	2,378.	3,212.
	36"	23"	28 3/8"	RP362L () () () ()	2,077.	2,450.	2,759.	3,725.

Inside height clearance top shelf 11", bottom shelf 11.5" when shelf located in center position.

description	w	d	h	pattern no.	wood interiors L	wood interiors V1	wood interiors V2	wood interiors V3
Pedestal, (desk height) open shelf configuration adjustable shelf 	16"	19"	28 3/8"	RP161M () ()	887.	1,019.	1,175.	1,587.
	16"	23"	28 3/8"	RP162M () ()	1,017.	1,179.	1,357.	1,831.
	16"	29"	28 3/8"	RP163M () ()	1,181.	1,363.	1,574.	2,126.
	30"	19"	28 3/8"	RP301M () ()	1,015.	1,172.	1,347.	1,818.
	30"	23"	28 3/8"	RP302M () ()	1,210.	1,399.	1,611.	2,172.
	36"	19"	28 3/8"	RP361M () ()	1,265.	1,470.	1,686.	2,280.
	36"	23"	28 3/8"	RP362M () ()	1,511.	1,743.	2,007.	2,711.

Inside height clearance top shelf 11", bottom shelf 11.5" when shelf located in center position.

Order Code	Specification Information	Application Notes
Example: RP161LL(L)(W)(J)L(118)	To order please specify pattern number including:	It is NOT advisable to mix 28 3/8" h desk height products with 26 1/2" h standard height products. These pedestals to be used in conjunction with 28 3/8" planning.
R Reff	5. <i>Lock option</i> Optional for hinged door configurations only Lock default is Black L = drilled to accept lock N = no drilling	
P Pedestal	1. <i>Hinge location, were applicable</i> L = left hand R = right hand	Hinge door cabinets have optional lock drilling which can be specified in the cabinet product code.
16 16" wide (nominal)	2. <i>Finish type</i> L = laminate 1 = V1 2 = V2 3 = V3	
1 19" deep (nominal)	3. <i>Interior option</i> W = wood interior	Finished back must be ordered separately to achieve full depth without a modesty.(page115)
L Hinge door config.	4. <i>Pull option</i> B = No pull, No drilling Customer's own pull C = nickel finish C-pull D = metal D-pull F = Bar (1 pull per door set) H = Out Line J = routed J-pull R = Cylinder S = S-pull T = Tab (1 pull per door set)	
L Left hand hinge location		Pedestals are supplied with hardware kit including wood screws for attachment to underside of work surface.
L Finish type, laminate		
W Interior option, wood		
J Pull option, J		
L Lock option		
118 Cabinet finish		
118 Pull finish		
For Open pedestals:		
1. Finish type		
2. Interior option		
3. Cabinet finish		

Pedestals, 28 3/8 planning
Removable Back
Wood interiors

description	w	d	h	pattern no.	wood	wood	wood	wood
					interiors L	interiors V1	interiors V2	interiors V3
Pedestal, (desk height) hinge door configuration	30"	19"	28 3/8"	RPDHH301A()()()	\$1,618.	\$1,991.	\$2,419.	\$3,352.
Access with removable back	30"	23"	28 3/8"	RPDHH302A()()()	1,659.	2,309.	2,780.	3,834.
(wood interior only)	36"	19"	28 3/8"	RPDHH361A()()()	1,667.	2,407.	2,891.	3,987.
	36"	23"	28 3/8"	RPDHH362A()()()	1,706.	2,796.	3,330.	4,581.



Pedestal, (desk height) open book case	30"	20"	28 3/8"	RPDH301A()	1,243.	1,462.	1,647.	2,225.
Access with removable back	30"	24"	28 3/8"	RPDH302A()	1,477.	1,745.	1,967.	2,653.
(wood interior only)	36"	20"	28 3/8"	RPDH361A()	1,549.	1,832.	2,066.	2,787.
	36"	24"	28 3/8"	RPDH362A()	1,851.	2,177.	2,456.	3,317.



Order Code	Specification Information	Application Notes
Example: RPDHH301A	<i>To order please specify pattern number including:</i>	
R Reff	1. <i>Lock Option:</i> L = Drilled to accept lock N = no drilling	The pedestals on this page come with one adjustable shelf
P Pedestal	2. <i>Lock Finish:</i> B = Black S = Matte Silver	Wood shelf only
DH Desk Height	3. <i>Pull option:</i> B = no pull, no drilling Customer's own pull C = nickel finish C-pull D = metal D-pull F = Bar pull (1 pull per door set) H = Outline pull J = routed J-pull R = Cylinder pull S = S-pull T = Tab pull (1 pull per door set)	Not available in metal interior
H Hinge doors	4. <i>Pull Finish:</i> Painted Plated	Removable back is above adjustable shelf
30 30" wide	5. <i>Pedestal Finish:</i> L, V1, V2, V3	Works the same way as the 3/4" access ped
1 19" deep	It is NOT advisable to mix 28 3/8" h desk height products with 26 1/2" h standard height products. These pedestals to be used in conjunction with 28 3/8" planning.	Inside height clearance: Top shelf = 10.9" Bottom shelf = 11.6"
A Access	Product on this page Excluding J-pull option and any vertical surface over 60", will accept wood grain laminate, where laminate is currently an option.	
L Lock option		
B Lock finish		
B Pull option, B		
() Pull finish		
118 Cabinet finish		

Pedestals, 28 3/8 planning

24" Wide Pedestals

Multiple Configurations

description	w	d	h	pattern no.	L	V1	V2	V3
Hinge Door pedestal, 24" width	24"	19"	28 ³ / ₈ "	RP241L(L/R)() () () ()	\$1,155.	\$1,388.	\$1,567.	\$2,117.
	24"	23"	28 ³ / ₈ "	RP242L(L/R)() () () ()	1,276.	1,595.	1,839.	2,486.
Waste - Recycle Basket Pedestals with drawer fronts	24"	19"	28 ³ / ₈ "	RP241W() () ()	1,779.	2,025.	2,191.	2,741.
	24"	23"	28 ³ / ₈ "	RP242W() () ()	1,900.	2,232.	2,463.	3,110.



*Includes 2 bins.

Order Code	Specification Information	Application Notes
Example: RP241L(L/R)() () () ()	<i>To order please specify pattern number including:</i>	<p>It is NOT advisable to mix 28 3/8" h desk height products with 26 1/2" h standard height products. These pedestals to be used in conjunction with 28 3/8" planning.</p> <p>Keying instructions must accompany all orders, refer to page 418 . Pedestals do not come with lock included. Key-alike are field installed using the KnollKey order form. Each locking pedestal on this page counts for one lock core.</p> <p>Product on this page Excluding J-pull option and any vertical surface over 60", will accept wood grain laminate, where laminate is currently an option.</p> <p>The waste - recycle units come fully assembled, include 2 bins for recycling and waste. Waste recycle pedestals do not have a lock option. The drawer body which holds the bins, come in black only. Bins are grey and have 35 (US) quarts capacity.</p> <p>The intent of the hinged door pedestals, is to be customized to your preference, and are to be used in conjunction with interior options, such as; shelves (which can be ordered separately) or empty for use with a mini refrigerator.</p> <p>To order shelf kits for these pedestals, refer to page 353.</p> <p>The shelf drillings in these units are continuously 2.5" apart from top to bottom.</p> <p>Suitable tops for these units are; 1 1/2" thick rectilinear tops (with desk top grommet) or 1 1/2" thick Credenza tops (with edge grommet).</p> <p>6" filler is optional and can be ordered separately to achieve full depth.</p> <p>Finished back not recommended for use with a refrigerator as it restricts ventilation.</p>
R Reff	1. <i>Hinge location, where applicable,</i> L = left hand R = right hand	
P Pedestal	2. <i>Cabinet Finish:</i>	
24 24" wide	3. <i>Pull option</i> B = No pull, No drilling Customer's own pull C = nickel finish only D = metal D-pull (painted, PZ, PT only) F = Bar H = Outline pull (1 pull/door) J = routed J-pull R = Cylinder pull (1 pull/door) S = S-pull (stainless steel only) T = Tab (1 pull per door) (Note: F,H,R and T Pulls are centered on the door	
1 19" deep (2=23" deep)	4. <i>Pull finish:</i> Painted or plated	
L Hinge door config. W = Waste - recycle drawer config.	5. <i>Lock option, where applicable:</i> L = Lock N = No lock	
L Left (R = right)	6. <i>Lock Finish, where applicable:</i> B = Black S = Matte Silver	
V319 Cabinet Finish		
F Pull option		
PD Pull finish		
L Lock option		
B Lock finish		
Interior clearance dimensions; For 19" deep pedestals:		
Depth: 16.5"		
Height: 23.7"		
Width: 21"		
For 23" deep pedestals:		
Depth: 20.5"		
Height: 23.7"		
Width: 21"		



Pedestals, 28 3/8 planning
Equipment Pedestal, 28 3/4" high
Wood interior

description	w	d	h	pattern no.	wood	wood	wood	wood
					interiors	interiors	interiors	interiors
					L	V1	V2	V3
Pedestal, (desk height)	30"	19"	28 3/8"	RPDH301E(L/R)() () () () () ()	\$2,350.	\$3,405.	\$3,691.	\$4,403.
Equipment configuration	30"	23"	28 3/8"	RPDH302E(L/R)() () () () () () ()	2,394.	3,468.	3,750.	4,609.
(wood interior only)	36"	19"	28 3/8"	RPDH361E(L/R)() () () () () () ()	2,409.	3,476.	3,768.	4,532.
	36"	23"	28 3/8"	RPDH362E(L/R)() () () () () () ()	2,449.	3,529.	3,845.	4,671.



Order Code	Specification Information	Application Notes
Example: RPDH301E(L/R)	<i>To order please specify pattern number including:</i>	It is NOT advisable to mix 28 3/8" desk height products with 26 1/2" standard height products. These pedestals to be used in conjunction with 28 3/8" planning.
R Reff	1. <i>Finish type:</i> L = laminate 1 = V1 2 = V2 3 = V3	Equipment Pedestal's interior clearance: Enclosed Area: For 30" w X 19" d; 22.5" w X 16.5" d X 13.25" h For 30" w X 23" d; 22.5" w X 20.5" d X 13.25" h For 36" w X 19" d; 26.5" w X 16.5" d X 13.25" h For 36" w X 23" d; 26.5" w X 20.5" d X 13.25" h
P Pedestal	2. <i>Interior option: W (wood)</i>	Product on this page Excluding J-pull option and any vertical surface over 60" , will accept wood grain laminate, where laminate is currently an option.
DH Desk height	3. <i>Pull option</i> B = No pull, No drilling Customer's own pull C = Nickel finish C-pull D = Metal D-pull F = Bar pull H = Outline pull J = Rounded J-pull R = Cylinder pull S = S-pull (Stainless Steel Finish only) T = Tab pull	From the viewer's perspective, the drawer location determines the pedestal Right/Left orientation.
30 30" wide	4. Cabinet finish	Applied back can be ordered separately but NOT recommended, for it restricts ventilation.
1 19" deep (nominal)	5. Pull finish: Painted or Plated	Not advised to use in a stand alone application.
E Equipment Ped.	6. <i>Lock option</i> L = Lock hole drilled N = No lock drilling	
L Left hand	7. Lock finish: B = Black S = Matte Silver	
V2 Case finish type		
W Interior option, wood		
H Pull option		
V316 Cabinet finish		
111 Pull finish		
L Lock option		
B Lock finish		

Pedestals, 34³/₈" planning 24" Wide Pedestals Multiple Configurations

description	w	d	h	pattern no.	L	V1	V2	V3
Hinge Door pedestal, 24" width 	24"	19"	34 ³ / ₈ "	RPSH241L(L/R)()()()	\$1,200.	\$1,442.	\$1,628.	\$2,199.
	24"	23"	34 ³ / ₈ "	RPSH242L(L/R)()()()	1,325.	1,656.	1,909.	2,581.
Waste - Recycle Basket Pedestals with drawer fronts 	24"	19"	34 ³ / ₈ "	RPSH241W()()	1,835.	2,090.	2,263.	2,834.
	24"	23"	34 ³ / ₈ "	RPSH242W()()	1,960.	2,304.	2,544.	3,216.


*Includes 2 bins.

Order Code	Specification Information	Application Notes
Example: RPSH241L(L/R) ()()()	<i>To order please specify pattern number including:</i>	It is NOT advisable to mix 28³/₈"h desk height products with 26¹/₂"h standard height products. These pedestals to be used in conjunction with 28³/₈" planning.
R Reff	1. <i>Hinge location, where applicable,</i> L = left hand R = right hand	The intent of the hinged door pedestals, is to be customized to your preference, and are to be used in conjunction with interior options, such as; shelves (which can be ordered separately) or empty for use with a mini refrigerator.
P Pedestal	2. <i>Cabinet Finish:</i>	To order shelf kits for these pedestals, refer to page 353.
SH Service Height	3. <i>Pull option</i> B = No pull, No drilling Customer's own pull C = nickel finish only D = metal D-pull (painted, PZ, PT only) F = Bar H = Outline pull (1 pull/door) J = routed J-pull R = Cylinder pull (1 pull/door) S = S-pull (stainless steel only) T = Tab (1 pull per door) (Note: F,H,R and T Pulls are centered on the door	The shelf drillings in these units are continuously 2.5" apart from top to bottom.
24 24" wide	4. <i>Pull finish:</i> Painted or plated	Suitable tops for these units are; 1 ¹ / ₂ " thick rectilinear tops (with desk top grommet) or 1 ¹ / ₂ " thick Credenza tops (with edge grommet).
1 19" deep (2=23" deep)	5. <i>Lock option, where applicable:</i> L = Lock N = No lock	6" filler is optional and can be ordered separately to achieve full depth.
L Hinge door config. W = Waste - recycle drawer config.	6. <i>Lock Finish, where applicable:</i> B = Black S = Matte Silver	Finished back not recommended for use with a refrigerator as it restricts ventilation.
L Left (R = right)		
V319 Cabinet Finish		
F Pull option		
PD Pull finish		
L Lock option		
B Lock finish		
Interior clearance dimensions; For 19" deep pedestals:		
Depth: 16.5"		
Height: 29.7"		
Width: 21"		
For 23" deep pedestals:		
Depth: 20.5"		
Height: 29.7"		
Width: 21"		

Pedestals


22³/₈" , 28³/₈" and 34³/₈" high

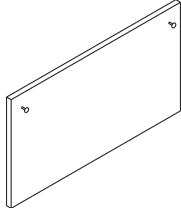
Pedestal back, filler and flush modesty 28³/₈" planning

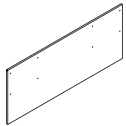
description	w	th	h	pattern no.	L	V1	V2	V3
 Pedestal Filler	6"		22 ³ / ₈ "	RPFC6 () ()	\$174.	\$210.	\$229.	\$274.
	6"		28 ³ / ₈ "	RPDHB6 () ()	209.	248.	267.	314.
	6"		34 ³ / ₈ "	RPSHF6 () ()	244.	285.	306.	355.

 Pedestal back, (desk height)	16"		28 ³ / ₈ "	RPDHB16 () ()	245.	294.	338.	440.
	19"		28 ³ / ₈ "	RPDHB19 () ()	251.	301.	346.	450.
	30"		28 ³ / ₈ "	RPDHB30 () ()	276.	330.	380.	494.
	36"		28 ³ / ₈ "	RPDHB36 () ()	235.	274.	294.	341.

pedestal back for pedestals with metal or wood interiors

 Pedestal Back 22 ³ / ₈ "h	16"		22 ³ / ₈ "	RPCB16 () ()	167.	216.	260.	362.
	19"		22 ³ / ₈ "	RPCB19 () ()	173.	223.	268.	372.
	30"		22 ³ / ₈ "	RPCB30 () ()	198.	252.	302.	416.
	36"		22 ³ / ₈ "	RPCB36 () ()	211.	268.	320.	441.

 Flush Modesty Panel, 22 ³ / ₈ "h	42"	1"	22 ³ / ₈ "	RPDHC42MF () ()	359.	435.	500.	650.
	48"	1"	22 ³ / ₈ "	RPDHC48MF () ()	375.	454.	523.	681.
	54"	1"	22 ³ / ₈ "	RPDHC54MF () ()	392.	474.	546.	708.
	60"	1"	22 ³ / ₈ "	RPDHC60MF () ()	432.	523.	602.	782.
	66"	1"	22 ³ / ₈ "	RPDHC66MF () ()	447.	542.	624.	810.
	72"	1"	22 ³ / ₈ "	RPDHC72MF () ()	463.	562.	646.	840.
	78"	1"	22 ³ / ₈ "	RPDHC78MF () ()	590.	588.	677.	880.
	84"	1"	22 ³ / ₈ "	RPDHC84MF () ()	502.	607.	699.	909.
	90"	1"	22 ³ / ₈ "	RPDHC90MF () ()	539.	652.	751.	976.
	96"	1"	22 ³ / ₈ "	RPDHC96MF () ()	553.	671.	772.	1,004.

 Credenza Back, Service Height	78"	1"	34 ³ / ₈ "	RPSHC78MF () ()	564.	802.	930.	1,545.
	84"	1"	34 ³ / ₈ "	RPSHC84MF () ()	581.	825.	962.	1,625.

Order Code

Example:	RPCB16 () ()
R	Reff
P	Pedestal
C	For use with 22 ³ / ₈ " pedestal
B	Back
16	Width
2	Finish type
V316	Finish

Specification Information

1. *Finish type*
L = Laminate
1 = V1
2 = V2
3 = V3
2. *Finish:*
Laminate or V1, V2, V3

Application Notes

It is NOT advisable to mix 28³/₈"h desk height products with 26¹/₂"h standard height products. These pedestals to be used in conjunction with 28³/₈" planning.

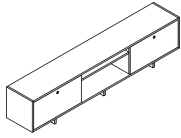
Products on this page **Excluding any vertical surface, ie; modesty panels over 60"** will accept wood grain laminate, where laminate is currently an option.

Progressive Credenzas, 28³/₈" planning

23³/₈" high, file drawer

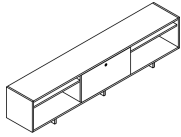
Wood or Laminate door

description	w	d	h	pattern no.	L/L	L/V1	L/V2	L/V3	V1/V1	V2/V2	V3/V3
Low credenza, file drawer left and right and cubby	90"	20"	23 ³ / ₈ "	RRLCFDC2090	\$3,573.	\$3,931.	\$4,110.	\$4,289.	\$5,360.	\$6,165.	\$8,014.
	108"	20"	23 ³ / ₈ "	RRLCFDC20108	3,736.	4,109.	4,295.	4,483.	5,604.	6,444.	8,377.



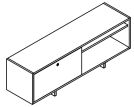
*90" and 108"w credenzas with file drawer require 4 counter weights

Low credenza, file drawer center with cubby	90"	20"	23 ³ / ₈ "	RRLCFDCC2090	3,184.	3,503.	3,663.	3,821.	4,777.	5,493.	7,141.
	108"	20"	23 ³ / ₈ "	RRLCFDCC20108	3,357.	3,693.	3,860.	4,029.	5,136.	5,792.	7,530.



*90" and 108"w credenzas with file drawer require 4 counter weights

Low credenza, left	60"	20"	23 ³ / ₈ "	RRLCFDCL2060	2,469.	2,715.	2,840.	2,963.	3,703.	4,259.	5,537.
	72"	20"	23 ³ / ₈ "	RRLCFDCL2072	2,570.	2,827.	2,955.	3,083.	3,854.	4,432.	5,762.

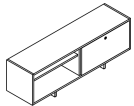


*60" and 72"w credenzas with file drawer require 3 counter weights

*Left hand credenza; File drawer is on left.

Left hand credenza shown

Low credenza, right	60"	20"	23 ³ / ₈ "	RRLCFDCR2060	2,469.	2,715.	2,840.	2,963.	3,703.	4,259.	5,537.
	72"	20"	23 ³ / ₈ "	RRLCFDCR2072	2,570.	2,827.	2,955.	3,083.	3,854.	4,432.	5,762.



*60" and 72"w credenzas with file drawer require 3 counter weights

*Right hand credenza; File drawer is on right.

Right hand credenza shown

Order Code	Specification Information	Application Notes
Example: RRLCFDC2090	<i>To order please specify pattern number including:</i>	It is NOT advisable to mix 28³/₈"h desk height products with 26¹/₂"h standard height products. These pedestals to be used in conjunction with 28 ³ / ₈ " planning.
RR Reff	1. Lock option: Drawers are always lock drilled. L=drilled to accept lock	
LC Low Credenza	2. Lock finish: B=Black S=Matte Silver	Product on this page Excluding any vertical surface, over 60" , will accept woodgrain laminate where laminate is currently an option.
FDC File Drawer with cubby	3. Pull option Grommet pull, only	
20 20" deep	4. Pull finish Painted / Plated	All credenzas with file drawers may require counter weights when used in an unsecured fashion (ie. free-standing). To order counter weights, refer to page 353.
90 90" wide	5. Leg finish Painted only	
L Lock option	6. Case finish: Wood or Laminate	If file drawer on right side, credenza is right handed.
S Lock finish	7. Front finish: Wood or Laminate	
G Pull option		
115 Pull finish		
115 Leg finish		
V316 Case finish		
V316 Front finish		

These products are Glue and Dowel Construction

Grommet Pull option for these products.

Legs shipped with credenza.

Legs available in painted finish only.

Shelves are fixed.

Glass top and cushion sold separately.

Nominal depth 20"


Actual depth 19"

* If case is in Wood, the front can be wood or laminate.

* If case is in Laminate, the front can only be laminate.

23^{3/8}" high, open

Open with cubby

description	w	d	h	pattern no.	L	V1	V2	V3
	60"	20"	23 ^{3/8} "	RRLCO2060 () ()	\$2,189.	\$3,109.	\$3,576.	\$4,649.
	72"	20"	23 ^{3/8} "	RRLCO2072 () ()	2,193.	3,247.	3,735.	4,855.
	90"	20"	23 ^{3/8} "	RRLCO2090 () ()	2,677.	4,041.	4,648.	6,041.
	108"	20"	23 ^{3/8} "	RRLCO20108 () ()	2,843.	4,293.	4,937.	6,419.

Order Code

Example:	RRLCO2060 () ()
RR	Refresh
LC	Low Credenza
O	Open
20	20" deep
60	60" wide
115	Leg finish
2	Finish type
V316	Case finish

Specification Information

To order please specify pattern number including:

1. Leg finish
Painted only
2. Case finish type:
L = Laminate
1 = V1
2 = V2
3 = V3
3. Case finish:
V316

Application Notes

It is NOT advisable to mix 28^{3/8}"h desk height products with 26^{1/2}"h standard height products. These pedestals to be used in conjunction with 28^{3/8}" planning.

Product on this page **Excluding any vertical surface, over 60"**, will accept woodgrain laminate where laminate is currently an option.

These products are Glue and Dowel Construction.

Legs shipped with credenza.

Legs available in painted finish only.

Shelves are fixed in these credenzas.

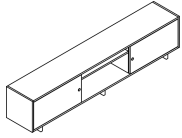
Glass top and cushion sold separately.

Nominal depth 20"

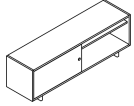
Actual depth 19"

Progressive Credenzas, 28^{3/8}" planning
 23^{3/8}" high sliding door
 Glass door

description	w	d	h	pattern no.	L/GL	V1/GL	V2/GL	V3/GL
Low credenza, sliding glass door	90"	20"	23 ^{3/8} "	RRLCSGD2090() () () ()	\$4,897.	\$5,878.	\$6,759.	\$8,787.
	108"	20"	23 ^{3/8} "	RRLCSGD20108() () () ()	5,454.	6,544.	7,525.	9,783.

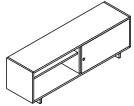


Low credenza, sliding glass door left	60"	20"	23 ^{3/8} "	RRLCSGDL2060() () () ()	3,266.	3,920.	4,507.	5,859.
	72"	20"	23 ^{3/8} "	RRLCSGDL2072() () () ()	3,448.	4,137.	4,757.	6,185.



Left hand shown

Low credenza, sliding glass door right	60"	20"	23 ^{3/8} "	RRLCSGDR2060() () () ()	3,266.	3,920.	4,507.	5,859.
	72"	20"	23 ^{3/8} "	RRLCSGDR2072() () () ()	3,448.	4,137.	4,757.	6,185.

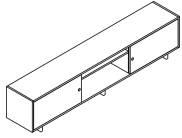


right hand shown

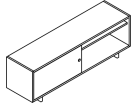
Order Code	Specification Information	Application Notes
Example: RRLCSGD2090 () () () ()	<i>To order please specify pattern number including:</i>	These products are Glue and Dowel Construction
RR Reff	1. Lock option: L = Lock N = No lock	Grommet Pull option for these products.
LC Low Credenza	2. Lock finish: B = Black S = Matte silver	Legs shipped with credenza.
SGD Sliding Glass Door	3. Pull option Grommet pull	Legs available in Painted finishes only.
20 20" deep	4. Pull finish Painted / Plated	Shelves are fixed.
90 90" wide	5. Leg finish Painted only	Glass top and cushion sold separately.
L Lock option	6. Case finish L, V1, V2, V3	All sliding doors including wood, laminate and glass are non-locking.
S Lock finish	7. Glass frame finish: Anodized or Painted	Nominal depth 20"
G Pull type	8. Glass finish: GL11, GL14, GL15, GL18	Actual depth 19"
PN Pull finish		
115 Leg finish		
V316 Case finish		
AU Glass frame finish, Anodized satin		
GL11 Door / front finish		

Progressive Credenzas, 28^{3/8}" planning
 23^{3/8}" high sliding door
 Wood / Laminate door

description	w	d	h	pattern no.	L/L	L/V1	L/V2	L/V3	V1/V1	V2/V2	V3/V3
Low credenza, sliding wood/ laminate door	90"	20"	23 ^{3/8} "	RRLCSWD2090 () () () ()	\$3,806.	\$4,187.	\$4,377.	\$4,568.	\$5,519.	\$6,347.	\$8,251.
	108"	20"	23 ^{3/8} "	RRLCSWD20108 () () () ()	4,206.	4,627.	4,836.	5,046.	6,099.	7,013.	9,117.

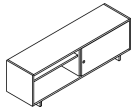


Low credenza, sliding wood/ laminate door left	60"	20"	23 ^{3/8} "	RRLCSWDL2060 () () () ()	2,646.	2,911.	3,043.	3,175.	3,837.	4,413.	5,737.
	72"	20"	23 ^{3/8} "	RRLCSWDL2072 () () () ()	2,768.	3,044.	3,182.	3,321.	4,012.	4,614.	6,000.



Left hand shown

Low credenza, sliding wood/ laminate door right	60"	20"	23 ^{3/8} "	RRLCSWDR2060 () () () ()	2,646.	2,911.	3,043.	3,175.	3,837.	4,413.	5,737.
	72"	20"	23 ^{3/8} "	RRLCSWDR2072 () () () ()	2,768.	3,044.	3,182.	3,321.	4,012.	4,614.	6,000.

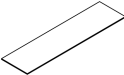


right hand shown


Order Code	Specification Information	Application Notes
Example: RRLCSWD2090 () () () ()	<i>To order please specify pattern number including:</i>	It is NOT advisable to mix 28^{3/8}"h desk height products with 26^{1/2}"h standard height products. These pedestals to be used in conjunction with 28 ^{3/8} " planning.
RR Reff	1. Lock option: L = Lock N = No lock	These products are Glue and Dowel Construction
LC Low Credenza	2. Lock finish: B = Black S = Matte silver	Grommet Pull option for these products.
SWD Sliding Wood Door	3. Pull option Grommet	Legs shipped with credenza.
20 20" deep	4. Pull finish Painted / Plated	Legs available in Painted finishes only.
90 90" wide	5. Leg finish Painted only	Shelves are fixed.
L Lock option	6. Case finish L, V1, V2, V3	Glass top and cushion sold separately.
S Lock finish	7. Door finish L, V1, V2, V3	Nominal depth 20"
G Pull option		Actual depth 19"
115 Pull finish		
115 Leg finish		
V316 Case finish		
V316 Door / front glass finish		

Progressive Credenzas, 28^{3/8}" planning

Glass top

description	d	w	pattern no.	list
Lower Credenza Glass Top 	20"	30"	RLCGT301()	\$413.
	20"	36"	RLCGT361()	493.
	20"	60"	RLCGT601()	792.
	20"	72"	RLCGT721()	937.

Order Code	Specification Information	Application Notes
<i>Example:</i> RLCGT301()	<i>To order please specify pattern number including:</i> 1. Glass finish GL35 Grey GL85 Star Clear	It is NOT advisable to mix 28^{3/8}"h desk height products with 26^{1/2}"h standard height products. These pedestals to be used in conjunction with 28 ^{3/8} " planning. Grommet not an option.
R Reff		
LC Lower Credenza		
GT Glass Top		
30 Width		
1 20" deep		
GL35 Glass finish		

description	w	d	th	pattern no.	A	B	C	D	E	F	G	H	I
 Lower Credenza Cushion Top	30"	18"	1 1/4"	RLCCT3018()	\$390.	\$423.	\$447.	\$486.	\$496.	\$543.	\$572.	\$621.	\$701.
	30"	22"	1 1/4"	RLCCT3022()	397.	431.	454.	493.	503.	550.	579.	628.	707.
	36"	18"	1 1/4"	RLCCT3618()	409.	442.	467.	504.	515.	562.	592.	641.	720.
	36"	22"	1 1/4"	RLCCT3622()	418.	451.	475.	514.	524.	571.	600.	649.	729.

Order Code	Specification Information	Application Notes	
<i>Example:</i> RLCCT3018	<i>To order please specify pattern number including:</i> 1. Fabric : See matrix on page 7.	These Cushions are for use on lower credenzas only. 18" deep cushions recommended to be used on 20" credenzas 22" deep cushions recommended to be used on 24" credenzas tops Suitable only for the lower credenza	
R Reff			There is a \$77 upcharge on CAL133 backing on the cushions.
LC Lower Credenza			
CT Cushion Top			
30 Width			
18 18" deep			
Fabric			

Wall Storage Units

Bookcases, Stack-on Units and Shoulder Units

Wall Storage Units Overview

Wall Storage Units expand the private office and meeting spaces storage options in the Reff Profiles line and are designed to enhance the performance of the office with improved cable management and storage options.

These units include a cable drop area behind each shelf allowing corded articles to be easily stored and used. Units must be attached to a wall or back-to-back. Adjacent units need to be attached to each other for alignment.

Reveals are installed between Bookcase, Stack-on and Shoulder Units.

Climbing or stepping upon the shelves will exceed the design load and may cause the shelf to collapse, resulting in personal injury and product damage. Do not climb or step upon the Bookcase.

Bookcases:

Wall Storage includes a series of 11" and 14" deep Bookcases, 72" and 86" high by 30" and 36" wide. 14" deep Bookcases are also available 53" high.

Actual Bookcase heights with levelers at lowest extension (shortest height), are:

53" = 52 ⁵/₈", 72" = 72 ¹/₂", 86" = 86".

Wall Storage Units are offered in Discrete and Ganged types.

All Bookcases are available with or without a center gable.

Stack-on Units:

Stack-on Units are used to increase the number of shelves for storage to take greater advantage of available ceiling height.

Stack-on Units include a series of 11" and 14" deep units which are 32" high by 30" and 36" wide offered in Discrete and Ganged types. All Stack-on Units are available with or without a center gable.

When used with a 72" high Bookcase, the overall height is 72"H + 32"H = 104" high, suitable for a 9' high ceiling.

When used with an 86" high Bookcase, the overall height is 86"H + 32"H = 118" high, suitable for 10' high ceiling..

Discrete units have finished laminate or veneer on the outside of the exterior vertical gables.

See Figure 1. Reveals are ordered separately.

Ganged units have a neutral tone material on both exterior vertical gables.

See Figure 1. They ship with vertical Reveals and a Ganging Kit.

Bookcases and Stack-on Units are shipped assembled with wood or laminate shelves installed. Glass shelves are packed together and shipped separately.

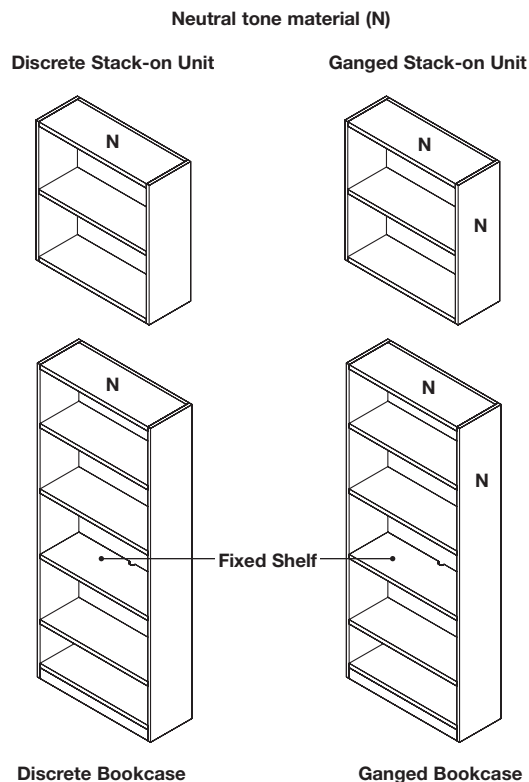


Figure 1

Construction Details

Bookcase and Stack-on Units:

Gables are 3/4" thick. Shelf thickness for veneer and laminate adjustable shelves is 1". Fixed shelf is 1", and adjustable glass shelves are 1/2" thick. The second shelf from the bottom is always fixed. The top of the fixed shelf is nominally 28 3/4" above ground level.

Shelves are adjustable on 2 1/2" spacing to within 5" of the top and bottom shelves and the fixed shelf. Bottom shelf has four access holes for cabinet leveling with translucent removable caps.

Stack-on Unit bottom shelf is counter-bored in four locations for attachment screws and translucent caps provided.

There is a 1/2" space between shelf and cabinet back for cord drop. Each fixed shelf has a 1 1/4" diameter half round opening to allow plug head pass-through.

The backs and tops of all units and the exterior vertical end gables on all Ganged Bookcases and Ganged Stack-on Units are finished with a neutral tone material.

The wood grain on veneer and wood grain laminate shelves is side to side.

The wood grain on veneer and wood grain laminate gables, inside backs and baseboards is vertical.

Bookcase glides have 2" of adjustment for leveling. Allow 3/8" clearance between the wall and the back of the cabinet for wall attachment bracket. Cabinet back is inset flush with the back edge of the gables.

Actual depth on 11" Units = 10 3/4"
 Interior depth = 10"
 Shelf depth = 9 1/2"

Actual depth on 14" Units = 13 13/16"
 Interior depth = 13"
 Shelf depth = 12"

Included with the Bookcase are wall attachment brackets with mounting hardware for attachment to the cabinet.

Fasteners for attachment of the bracket to the wall are not included.

Shoulder Units:

Shoulder Units are ordered separately to finish and complete a run of Ganged units. Shoulder Units create a full height uniform veneer grain and finish to cover the seam between a Bookcase and a Stack-on Unit.

Shoulder heights are 72"H and 86"H for use with Ganged Bookcases, 104"H for use with 72"H Bookcases with 32"H Stack-on Units and 118"H for use with 86"H Bookcases with 32"H Stack-on Units.

11" deep nominal = 10 3/4"
 14" deep nominal = 13 13/16"
 Shoulder thickness = 3/4"

Shoulder Units have veneer or laminate on the outside, neutral tone material on the inside.

Included with Shoulder Units are two black Reveals with double sided tape (field installation required) and attachment hardware kit. Attachment hardware kit includes eight (8) flat head wood screws.

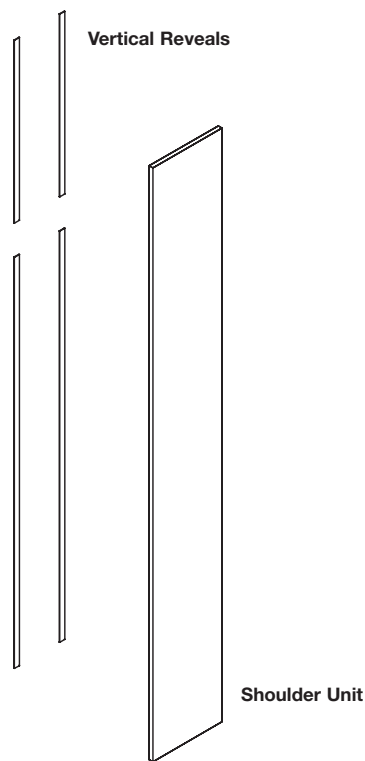


Figure 2

Finish Options

Wall Storage Units are available in several different finish approaches.

Figure 1 All Veneer (V1/V1, V2/V2, V3/V3)

The case is veneer and the shelves are also veneer. In this instance, the shelf finish must match the case finish.

Note: Veneer direction on shelves runs side to side.

Figure 2 Veneer case with laminate shelves (V1/L, V2/L, V3/L)

Laminate shelf options include all Reff Profiles core solid color laminates but do not include the use of impact resistant core laminate or wood grain laminates. The fixed shelf will match the adjustable shelves.

Figure 3 Laminate case with laminate shelves (L/L)

These shelves can be any core laminate including wood grain laminate. Fixed shelf will match adjustable shelves.

Note: Veneer shelves are not available with laminate case

Figure 4 Veneer case with center gable (V1/V1, V2/V2, V3/V3) (V1/L, V2/L, V3/L) (V1/G, V2/G, V3/G)

This option allows for veneer, laminate or glass shelves. Fixed shelf will match case veneer.

Center gable will match the case finish.

Note: Glass shelves are only available on units with a center gable.

Figure 5 Laminate case with center gable (L/L, L/G)

This option allows for laminate or glass shelves.

With glass shelves, the fixed shelf will match the case.

With laminate shelves, the fixed shelf will match the case.

Center gable will match the case finish.

Note: Glass shelves are only available on units with a center gable.

Glass shelves are available in:
GL35 – Grey
GL85 – Star Clear

Neutral tone material (N)

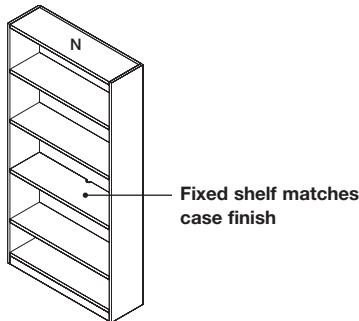


Figure 1: All Veneer

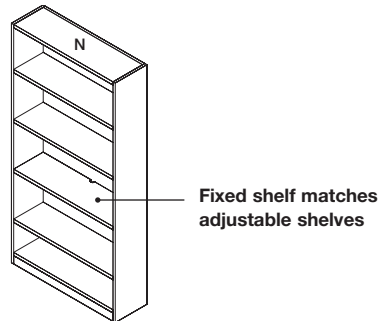


Figure 3: Laminate Case with Laminate Shelves

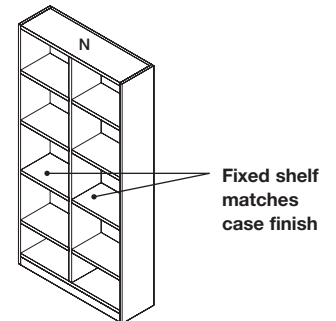


Figure 5: Laminate Case with Glass or Laminate Shelves

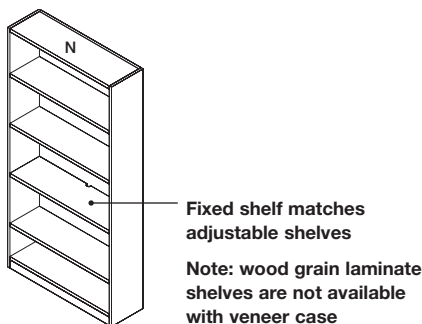


Figure 2: Veneer Case with Laminate Shelves

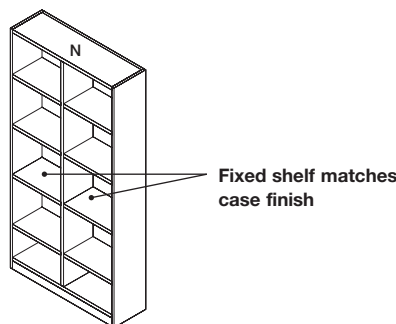


Figure 4: Veneer Case with Glass, Laminate or Veneer Shelves

Wall Storage Units

Finish Options

Finish Options

Wall Storage Units are available in several different finish approaches.

Case Finish / Shelf Finish	Fixed Shelf Matches Case	Fixed Shelf Matches Adjustable Shelf
V1 / V1	✓	✓
V2 / V2	✓	✓
V3 / V3	✓	✓
L1 / L1	✓	✓
L1 / L2		✓
Wood Grain L1 / Wood Grain L2		✓
L / Glass	✓	
V1 / Glass	✓	
V2 / Glass	✓	
V3 / Glass	✓	

Shelf Kit

When a Shelf Kit is needed it can be ordered 11" and 14" deep and 30" and 36" wide. For Bookcases with center gables, 15" wide Shelf Kits are available for 30" wide Bookcases and 18" Shelf Kits are available for 36" wide Bookcases. Core laminate and veneer can be applied on all size Shelf Kits. Glass shelves are available 15" and 18" wide. Included with each Shelf Kit is (1) Shelf and (1) Hardware Kit.

Periodical Display Shelf Kit

Periodical Display Shelf Kits are intended for angular display. See Figure 1. These units fit into Bookcases using the existing shelf adjustment holes. No additional drilling is required. When installed, Display Shelf hinges down from the top. **See Figure 2.**

The Periodical Shelf Kit can be adjusted up or down on the bookcase every 2 1/2".

Periodical Display Shelf may be specified in laminate or veneer. Retention lip may be specified in all Reff Profiles core paint finishes.

The Periodical Display Shelf is 3/4" thick. The lip at the base of the Periodical Display Shelf is 3/8" high.

The shelf and lip are shipped assembled. Included with the Periodical Display Shelf is a hardware kit with (2) hinge mounting brackets and (4) attachment screws; (2) shoulder screws for hinge point and (2) threaded support pins.

Periodical Display Shelf Installation Instruction 6TP00437 is available on Knoll Exchange.

Baseboard Kit

Bookcases are constructed with a flush kick plate. A Baseboard Kit may be ordered and field installed over the flush kick plate for a classic Reff Profiles aesthetic. Baseboards have a vertical grain direction. Baseboards are 1" thick and 3 3/8" high.

Baseboard Kits are available in all Reff Profiles core laminates or veneers. The back of the baseboard is black backer material.

Included with the Baseboard Kit is (1) roll of double sided tape for field installation.

Reveals

Reveals provide a clean seam between each unit with consistent spacing.

Reveal dimensions are 1" wide x 3/32" thick. Reveal material is ABS plastic and the color is black. Reveals are available in kit quantities of 1, 10 or 50. Included in each kit are (2) Reveal Strips with double sided tape.

Reveal Installation Instruction 6TP00436 is available on Knoll Exchange.

Vertical Reveals

The length of the Reveal equals the height of the Bookcase. (Some field trimming may be required). Reveals are included with Ganged Bookcases and Shoulder Units. The Reveals are packed flat with the Bookcases and Shoulder Units for field installation. **See Figure 3.**

For Discrete type Bookcases and Stack-on Units they are ordered separately (shipped flat).

Horizontal Reveals

The width of the Reveal is equal to the width of the Bookcase. (Some field trimming may be required).

All Stack-on Units are supplied with Horizontal Reveals installed. Horizontal Reveals go between the top of a Bookcase and the bottom of the Stack-on Unit. **See Figure 3.**

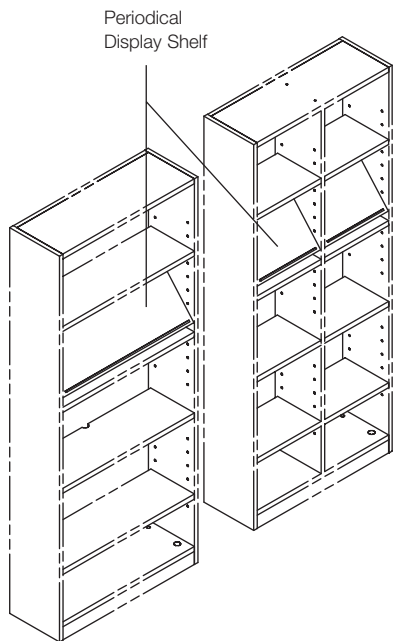


Figure 1: Periodical Display Shelf

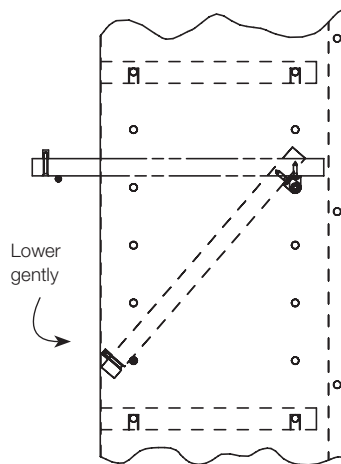


Figure 2

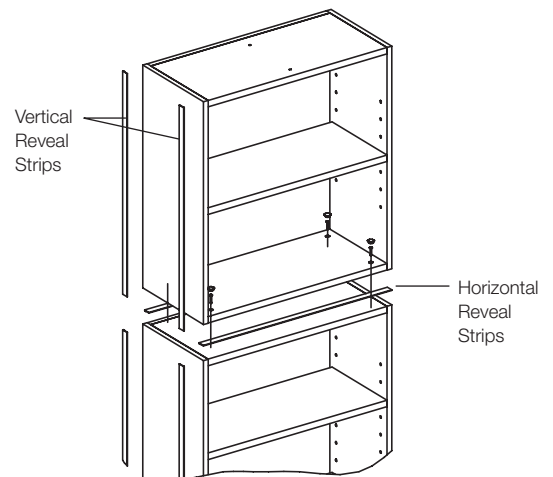


Figure 3

Ganging Kit

Ganging Kits are used to attach adjacent Bookcases and Stack-on Units to one another.

These ship with each Ganged Bookcase and Stack-On Unit. One extra Ganging Kit is needed when the ends of a run are Discrete Bookcases and Discrete Stack-on Units. **See Figure 4 and Figure 5.**

Included with the Ganging Kit are (4) Barrel Bolts and Drill Template. Ganging Kits are available in quantities of 1, 10 or 50.

Quantity (1) has (1) drill template.
Quantity (10) has (2) drill templates.
Quantity (50) has (10) drill templates.

Ganging Kit Installation Instruction 6TP00436 is available on Knoll Exchange.

Bookcase Grommet

The Bookcase Grommet is intended to trim a field drilled 3 1/2" hole to align with and for access to a wall power receptacle. **See Figure 6.**

Grommet color is black. Access may be limited for larger transformer plugs.

Included with Bookcase Grommet is (1) 3 1/2" D grommet sleeve.

Bookcase Grommet Installation Instruction 6TP00389 is available on Knoll Exchange.

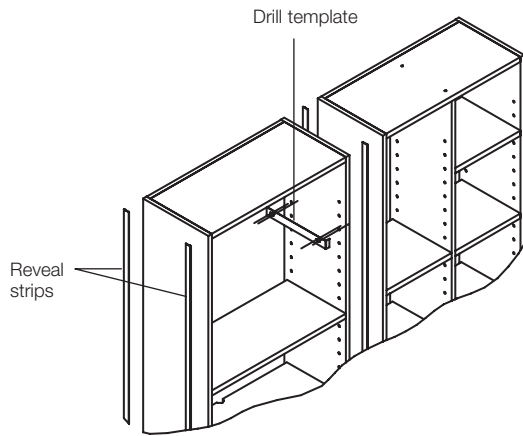


Figure 4

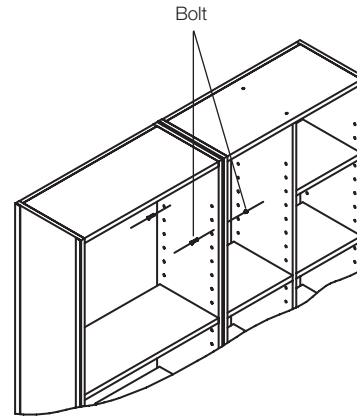


Figure 5

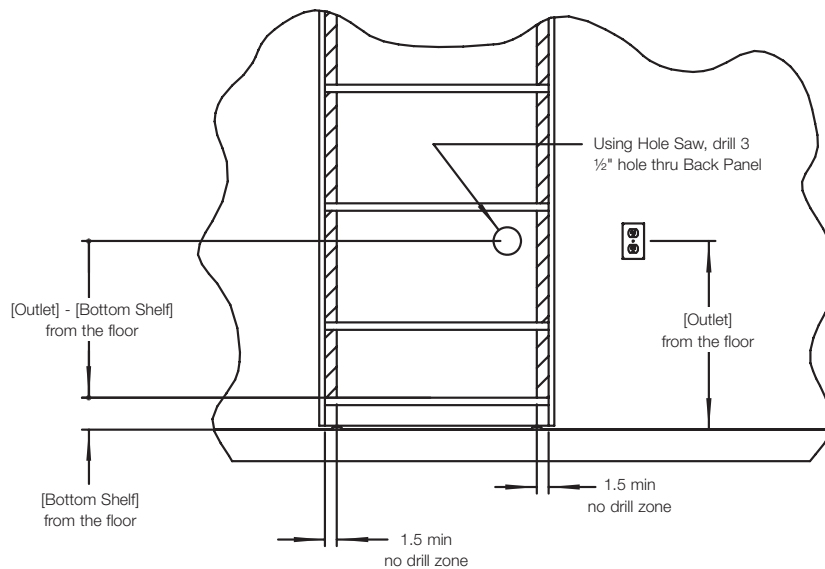


Figure 6

Planning Guidelines

Wall Storage Units are offered in two types.

Discrete (D) units have finished Laminate or Veneer on the outside of the exterior vertical gables. They ship assembled and reveals are ordered separately.

Ganged (G) units have a neutral tone material on both exterior vertical gables. They ship assembled and include Vertical Reveals and a Ganging Kit.

Wall Storage Units can be planned in a variety of configurations providing a wide range of storage solutions.

Planning Sample 1

Discrete Bookcase 72" high

Discrete Bookcases have a finished exterior vertical gable. This is finished in any core laminate or veneer.

Planning Sample 2

Two Discrete Bookcases ganged side by side.

Order (1) Reveal Kit each time two Discrete Bookcases meet. In addition, order (1) Ganging Kit each time two Discrete Bookcases meet.

Planning Sample 3

Discrete and Ganged units joined adjacent to each other.

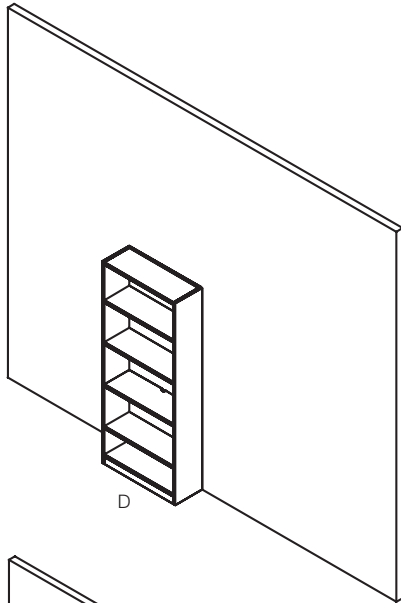
Since Ganged Units ship with Ganging Kits and Reveal Kits, order (1) additional of each for this application.

Planning Sample 4

Stack-on Units (S)- Discrete and Ganging used.

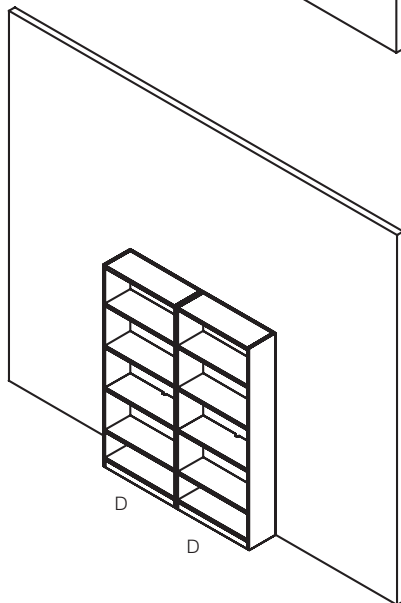
Since Ganged Units ship with Ganging Kits and Reveal Kits, order (1) additional of each is needed for ordering.

On veneer units, the wood grain on the exterior of the gables of the Stack-on Unit and the Bookcase, will not match. Specify a full height shoulder to cover both the Bookcase and Stack-on Unit for veneer and wood grain laminate.



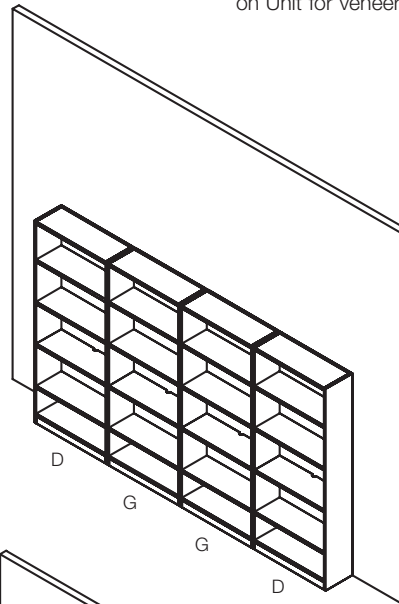
Planning Sample 1:
Discrete Bookcase,
72" high

- Secured to a wall
- 3/8" gap along back for wall cleat



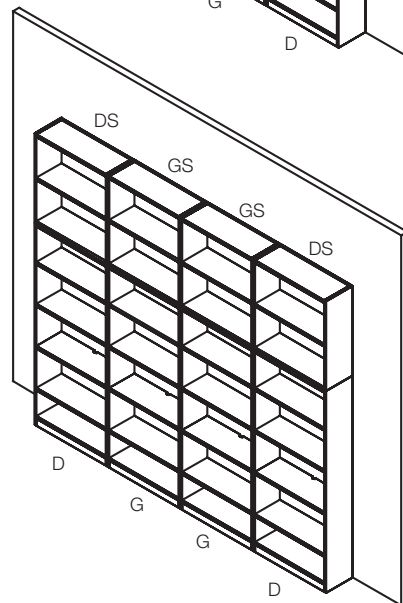
Planning Sample 2:
Two Discrete
Bookcases Ganged
Side to Side

- Secured to a wall
- 3/8" gap along back for wall cleat
- Order (1) Reveal Kit
- Order (1) Ganging Kit



Planning Sample 3:
Discrete and Ganged
Units Joined Adjacent
to each other

- Secured to a wall
- 3/8" gap along back for wall cleat
- Bookcases adjacent to each other are ganged together
- Each ganged unit includes (1) Reveal Kit and (1) Ganging Kit
- Order (1) Reveal Kit
- Order (1) Ganging Kit



Planning Sample 4:
Stack-on Units - Discrete
and Ganged used

- Secured to a wall
- 3/8" gap along back for wall cleat
- Horizontal Reveal Kits included with each Stack-on Unit
- A seam between gables of the Bookcase and the Stack-on Unit is visible.
- Order (1) full height Reveal Kit
- Order (2) Ganging Kits (one for Bookcase and one for Stack-on Unit)

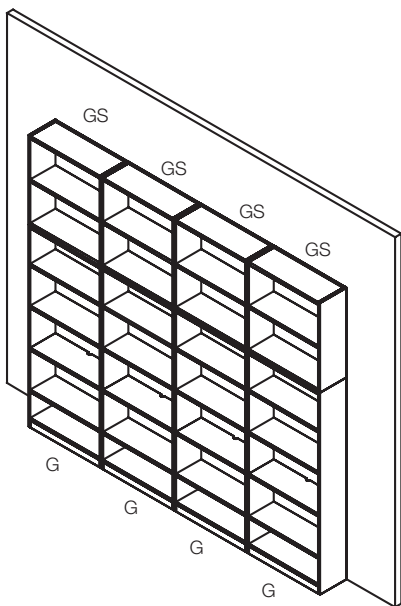
Wall Storage Units

Planning Guidelines: Samples 5-6

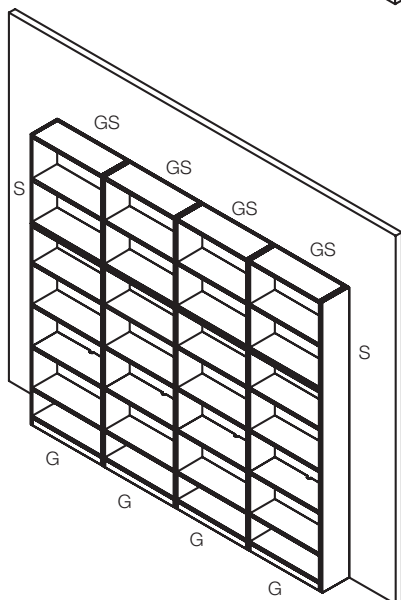
Planning Sample 5 Using all Ganged Bookcases (G) and Ganged Stack-on (GS) Units

The outside of these units are finished with a neutral tone backer sheet.

Order a full height Shoulder Unit (S) to finish the exterior vertical gables with core laminate or veneer.



**Planning Sample 5
Example A**
(4) Ganged Bookcases and
Stack-on Units joined together



**Planning Sample 5
Example B**
(4) Ganged Bookcases and Stack-on Units
joined together With Shoulders (S) added

- Secured to a wall
- 3/8" gap along back for wall cleat.
- Horizontal Reveal Kits are included with each Stack-on Unit.
- Vertical Reveals are included with each Ganged Bookcase and Stack-on Unit.
- Ganging Kits are included with each Ganged Bookcase and Stack-on Unit.

Planning Sample 6 Discrete or Ganged Units attached back-to-back

Back-to-back attachment is required for stability.

Order (1) Ganging Kit for attaching
(2) Bookcases back to back.

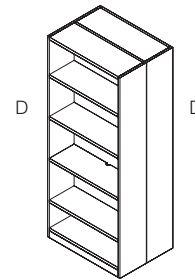
See Example A.

In **Example B** below, (1) additional
Ganging Kit should be ordered to attach
the Stack-on Units back to back.

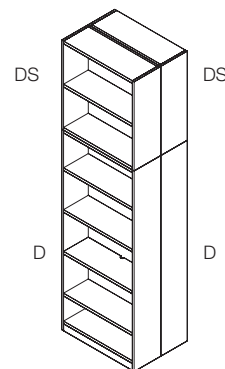
Order (2) Ganging Kits Total for **Example B.**

Ganging Kit includes (4) barrel
bolts and (1) drill template.

Refer to Bookcase Ganging Kit
Installation Instructions, 6TP00436
available on Knoll Exchange



**Planning Sample 6
Example A**
(2) Discrete Bookcases (D)
72" high





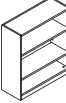
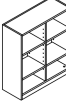
**Planning Sample 6
Example B**
(2) Discrete Bookcases (D)
72" high and (2) Discrete
Stack-on Units (DS)

Wall Storage Units, 28^{3/8}" planning

Bookcase, Discrete, 11" deep

Wood and Laminate Shelves

28" and 41" high

description	w	d	h	pattern no.	Case/Shelf						
					L/L	V1/L	V2/L	V3/L	V1/V1	V2/V2	V3/V3
Open bookcase, discrete 28"h  	30"	11"	28"	RC230DHB DG ()()	\$1,537.	\$2,171.	\$2,408.	\$3,066.	\$2,749.	\$3,125.	\$3,941.
	30"	11"	28"	RC230DHB DO ()()	1,216.	1,697.	1,871.	2,375.	1,994.	2,246.	2,906.
	36"	11"	28"	RC260DHB DG ()()	1,559.	2,182.	2,412.	3,082.	2,762.	3,137.	4,013.
	36"	11"	28"	RC260DHB DO ()()	1,255.	1,752.	1,937.	2,489.	2,065.	2,336.	3,094.
Open bookcase, discrete 41"h  	30"	11"	41"	RC430DHB DG ()()	1,742.	2,376.	2,613.	3,271.	2,969.	3,372.	4,264.
	30"	11"	41"	RC430DHB DO ()()	1,421.	1,902.	2,076.	2,580.	2,214.	2,493.	3,229.
	36"	11"	41"	RC460DHB DG ()()	1,769.	2,392.	2,622.	3,292.	2,991.	3,393.	4,347.
	36"	11"	41"	RC460DHB DO ()()	1,465.	1,962.	2,147.	2,699.	2,294.	2,592.	3,428.

Order Code

Example:	RC230DHB DO ()()
R	Reff
C	Cabinets
2	28" high, 4 = 41" high
3	30" wide, 6 = 36" wide
0	11" deep
DH	Desk height
BD	Bookcase discrete
O	Open, G = Center gable
V316	Case finish
111	Shelf finish

28" nominal height = 28^{3/8}" actual height.
 41" nominal height = 41^{1/2}" actual height
 Glides add 2" of height adjustment.
 To prevent tipping, the back of each bookcase **must** be attached to a wall or to the back of another bookcase using the wall attachment hardware provided.

Specification Information

To order, please specify pattern number including:

- Case Finish: Laminate / Wood veneer
- Shelf Finish: Laminate / Wood veneer

It is Not advisable to mix 28^{3/8}" desk height products with 26^{1/2}" standard height products.

Product on this page will accept woodgrain laminate where laminate is currently an option.

Installation instruction sheets available on Knoll Exchange. For grommet location refer to reference number 6TP00389.

Cabinet is key hole construction. Cabinet back is inset.

Application Notes

Second shelf from the bottom is fixed. The top of the fixed shelf is nominally 28^{3/4}" above ground level. All other shelves are adjustable on 2.5" centers within 5" from the top and bottom of cabinet and away from the fixed middle shelf. All adjustable shelves are supported on field installed threaded pins. Shelves are flush with the front edge of the gables and have a nominal 10" inside depth. The back of each shelf has a 1/2" space for cable management. Centered at the back of the fixed shelf is an additional 1 1/4" diameter half round hole for plug head pass-through. 3 1/2" diameter grommet is available for field installation over wall electrical outlet.

The shelves on cabinets with center gable, are adjustable on both sides (2.5" intervals within 5" from the top and bottom of cabinet) Center gable is fixed.

In mix finish options, the fix shelf is the same finish as the adjustable shelves

Overall depth of units = 10^{3/4}" (not including wall attachment hardware).

Base kick plate is flush with front edge of gable. For Classic esthetic an additional kick plate is available in Accessories for wall storage units. See page 146.

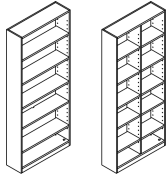
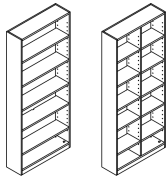
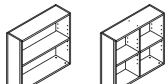
Outer surface of exterior gable Exterior of back is finished with neutral tone backer sheet. Interior of back has the same finish as the case (gables).

Wall Storage Units, 28^{3/8}" planning

Bookcase, Discrete, 11" deep

Wood and Laminate Shelves

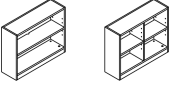
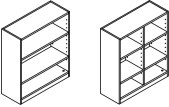
72", 86" high and Stack-on Units

description	w	d	h	pattern no.	Case/Shelf							
					L/L	V1/L	V2/L	V3/L	V1/V1	V2/V2	V3/V3	
 Open bookcase, discrete 72"h	30"	11"	72"	RC7230DHBDG () ()	\$2,550.	\$3,240.	\$3,621.	\$4,540.	\$3,377.	\$3,795.	\$5,049.	
	30"	11"	72"	RC7230DHBDO () ()	1,866.	2,461.	2,768.	3,603.	2,511.	2,822.	3,753.	
	36"	11"	72"	RC7260DHBDG () ()	2,823.	3,585.	4,008.	5,024.	3,784.	4,243.	5,555.	
	36"	11"	72"	RC7260DHBDO () ()	2,112.	2,791.	3,134.	4,039.	2,841.	3,187.	4,171.	
 Open bookcase, discrete 86"h	30"	11"	86"	RC830DHBDG () ()	3,056.	3,327.	3,742.	4,994.	4,267.	4,751.	6,767.	
	30"	11"	86"	RC830DHBDO () ()	2,266.	2,570.	2,874.	3,698.	3,128.	3,483.	4,962.	
	36"	11"	86"	RC860DHBDG () ()	3,394.	3,734.	4,190.	5,500.	4,778.	5,304.	7,395.	
	36"	11"	86"	RC860DHBDO () ()	2,579.	2,874.	3,214.	4,116.	3,538.	3,928.	5,477.	
 Stack-on units, discrete 32"h	30"	11"	32"	RC330DHS DG () ()	1,480.	2,042.	2,293.	2,766.	2,219.	2,530.	3,087.	
	30"	11"	32"	RC330DHS DO () ()	1,265.	1,708.	1,897.	2,289.	1,809.	2,044.	2,514.	
	36"	11"	32"	RC360DHS DG () ()	1,507.	2,079.	2,336.	2,817.	2,260.	2,577.	3,169.	
	36"	11"	32"	RC360DHS DO () ()	1,298.	1,752.	1,948.	2,349.	1,856.	2,098.	2,601.	

Order Code	Specification Information	Application Notes
Example: RC7230DHBDO () () R Reff C Cabinets 72 72" high 3 30" wide, 6 = 36"W 0 11" deep DH Desk height BD Bookcase discrete, SD = Stack-on discrete O Open, G = Center gable V316 Case finish 111 Shelf finish	<p><i>To order, please specify pattern number including:</i></p> <ol style="list-style-type: none"> Case Finish: Laminate / Wood veneer Shelf Finish: Laminate / Wood veneer <p>It is Not advisable to mix 28^{3/8}" desk height products with 26^{1/2}" standard height products.</p> <p>Product on this page will accept woodgrain laminate where laminate is currently an option.</p> <p>Installation instruction sheets available on Knoll Exchange. For grommet location refer to reference number 6TP00389.</p> <p>Cabinet is key hole construction. Cabinet back is inset.</p>	<p>Second shelf from the bottom is fixed. The top of the fixed shelf is nominally 28^{3/4}" above ground level. All other shelves are adjustable on 2.5" centers within 5" from the top and bottom of cabinet and away from the fixed middle shelf. All adjustable shelves are supported on field installed threaded pins. Shelves are flush with the front edge of the gables and have a nominal 10" inside depth. The back of each shelf has a 1/2" space for cable management. Centered at the back of the fixed shelf is an additional 1 1/4" diameter half round hole for plug head pass-through. 3 1/2" diameter grommet is available for field installation over wall electrical outlet.</p> <p>The shelves on cabinets with center gable, are adjustable on both sides (2.5" intervals within 5" from the top and bottom of cabinet) Center gable is fixed.</p> <p>In mix finish options, the fix shelf is the same finish as the adjustable shelves</p> <p>Overall depth of units = 10^{3/4}" (not including wall attachment hardware).</p> <p>Base kick plate is flush with front edge of gable. For Classic esthetic an additional kick plate is available in Accessories for wall storage units. See page 146. Exterior of back is finished with neutral tone backer sheet. Interior of back has the same finish as the case (gables).</p> <p>Adjacent bookcases are intended to be field attached to one another using ganging kits.</p> <p>Ganging kits and Reveals are not included, and can be ordered separately. See Accessories for Wall Storage Units, page 146.</p>

32" nominal height = 32" actual height.
 72" nominal height = 72 1/2" actual height
 86" nominal height = 86" actual height
 Glides add 2" of height adjustment. To prevent tipping, the back of each bookcase **must** be attached to a wall or to the back of another bookcase using the wall attachment hardware provided.

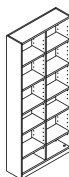
Wall Storage Units, 28³/₈" planning
 Bookcase, Discrete, 11" deep
 Glass Shelves
 28" and 41" high

description	w	d	h	pattern no.	Case/Shelf L/G	V1/G	V2/G	V3/G
Open bookcase, discrete 28"h 	36"	11"	28"	RC260DHBDG () ()	\$2,072.	\$3,022.	\$3,365.	\$4,275.
	36"	11"	28"	RC260DHBDO () ()	1,988.	2,949.	3,299.	4,178.
Open bookcase, discrete 41"h 	30"	11"	41"	RC430DHBDG () ()	2,408.	3,369.	3,719.	4,598.
	36"	11"	41"	RC460DHBDG () ()	2,542.	3,492.	3,835.	4,745.

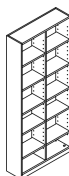
Order Code	Specification Information	Application Notes
Example: RC230DHBDG () ()	<i>To order, please specify pattern number including:</i>	Glass shelves are available in GL35 and GL85 only. Bookcase units with glass shelves are available with Center Gable only. Center gable is fixed. Second shelf from the bottom is fixed. The top of the fixed shelf is nominally 28 ³ / ₄ " above ground level. All other shelves are adjustable on 2.5" centers within 5" from the top and bottom of cabinet and away from the fixed middle shelf. All adjustable shelves are supported on field installed threaded pins. Shelves are flush with the front edge of the gables and have a nominal 10" inside depth. The back of each shelf has a 1/2" space for cable management. Centered at the back of the fixed shelf is an additional 1 1/4" diameter half round hole for plug head pass-through. 3 1/2" diameter grommet is available for field installation over wall electrical outlet.
R Reff	1. Case Finish: Laminate / Wood veneer	
C Cabinets	2. Shelf Finish: Glass Finish; GL35 or GL85	Overall depth of units = 10 ³ / ₄ " (not including wall attachment hardware). Base kick plate is flush with front edge of gable. For Classic esthetic an additional kick plate is available in Accessories for wall storage units. See page 146. Cabinet is key hole construction. Cabinet back is inset. Exterior of back is finished with neutral tone backer sheet. Interior of back has the same finish as the case (gables). Adjacent bookcases are intended to be field attached to one another using ganging kits.
2 28" high, 4 = 41" high	It is Not advisable to mix 28³/₈" desk height products with 26 1/2" standard height products.	
3 30" wide, 6 = 36"W	Product on this page will accept woodgrain laminate where laminate is currently an option.	Ganging kits and Reveals are not included, and can be ordered separately. See Accessories for Wall Storage Units, page 146.
0 11" deep	Installation instruction sheets available on Knoll Exchange. For grommet location refer to reference number 6TP00389.	
DH Desk height	Cabinet is key hole construction. Cabinet back is inset.	
BD Bookcase discrete		
G G = Center gable		
V316 Case finish		
GL35 Shelf finish		
28" nominal height = 28 ³ / ₈ " actual height 41" nominal height = 41 1/2" actual height Glides add 2" of height adjustment. To prevent tipping, the back of each bookcase must be attached to a wall or to the back of another bookcase using the wall attachment hardware provided.		
		The shelves on cabinets with center gable, are adjustable on both sides (2.5" intervals within 5" from the top and bottom of cabinet) Center gable is fixed. The fixed shelf is the same finish as the case

Wall Storage Units, 28³/₈" planning
 Bookcase, Discrete, 11" deep
 Glass Shelves
 72", 86" high and Stack-on Units

description	w	d	h	pattern no.	Case/Shelf L/G	V1/G	V2/G	V3/G
Open bookcase, discrete 72"h	30"	11"	72"	RC7230DHBDG () ()	\$3,167.	\$3,926.	\$4,516.	\$5,870.
	36"	11"	72"	RC7260DHBDG () ()	3,383.	4,161.	4,785.	6,220.



Open bookcase, discrete 86"h	30"	11"	86"	RC830DHBDG () ()	3,597.	4,388.	5,046.	6,560.
	36"	11"	86"	RC860DHBDG () ()	3,889.	4,666.	5,366.	6,976.



Stack-on units, discrete 32"h	30"	11"	32"	RC330DHS DG () ()	1,649.	2,193.	2,435.	2,921.
	36"	11"	32"	RC360DHS DG () ()	1,707.	2,269.	2,519.	3,023.







Order Code	Specification Information	Application Notes
Example: RC7230DHBDG () ()	<i>To order, please specify pattern number including:</i>	Glass shelves are available in GL35 and GL85 only. Bookcase units with glass shelves are available with Center Gable only. Center gable is fixed. Second shelf from the bottom is fixed. The top of the fixed shelf is nominally 28 ³ / ₄ " above ground level. All other shelves are adjustable on 2.5" centers within 5" from the top and bottom of cabinet and away from the fixed middle shelf. All adjustable shelves are supported on field installed threaded pins. Shelves are flush with the front edge of the gables and have a nominal 10" inside depth. The back of each shelf has a 1/2" space for cable management. Centered at the back of the fixed shelf is an additional 1 1/4" diameter half round hole for plug head pass-through. 3 1/2" diameter grommet is available for field installation over wall electrical outlet.
R Reff	1. Case Finish: Laminate / Wood veneer	Overall depth of units = 10 ³ / ₄ " (not including wall attachment hardware).
C Cabinets	2. Shelf Finish: Glass Finish; GL35 or GL85	Base kick plate is flush with front edge of gable. For Classic esthetic an additional kick plate is available in Accessories for wall storage units. See page 146. Cabinet is key hole construction. Cabinet back is inset. Exterior of back is finished with neutral tone backer sheet. Interior of back has the same finish as the case (gables).
72 72" high, 8 = 86", 3 = 32" high (stack-on)	It is Not advisable to mix 28³/₈"h desk height products with 26 1/2" standard height products.	Adjacent bookcases are intended to be field attached to one another using ganging kits.
3 30" wide, 6 = 36"W	Product on this page will accept woodgrain laminate where laminate is currently an option.	Ganging kits and Reveals are not included, and can be ordered separately. See Accessories for Wall Storage Units, page 146.
0 11" deep	Installation instruction sheets available on Knoll Exchange. For grommet location refer to reference number 6TP00389.	
DH Desk height	Cabinet is key hole construction. Cabinet back is inset.	
BD Bookcase discrete, SD = Stack-on discrete		
G G = Center gable		
V316 Case finish		
GL35 Shelf finish		
32" nominal height = 32" actual height 72" nominal height = 72 1/2" actual height 86" nominal height = 86" actual height Glides add 2" of height adjustment. To prevent tipping, the back of each bookcase must be attached to a wall or to the back of another bookcase using the wall attachment hardware provided.		
	The shelves on cabinets with center gable, are adjustable on both sides (2.5" intervals within 5" from the top and bottom of cabinet) Center gable is fixed.	
	The fixed shelf is the same finish as the case	

Wall Storage Units, 28^{3/8}" planning

Bookcase, Ganged, 11" deep

Wood and Laminate Shelves

28" and 41" high

description	w	d	h	pattern number	Case/Shelf						
					L/L	V1/L	V2/L	V3/L	V1/V1	V2/V2	V3/V3
  Open bookcase, ganged 28"h	30"	11"	28"	RC230DHBGG ()	\$1,522.	\$2,157.	\$2,359.	\$2,873.	\$2,735.	\$3,076.	\$3,747.
	30"	11"	28"	RC230DHBGO ()	1,201.	1,684.	1,822.	2,182.	1,979.	2,197.	2,714.
	36"	11"	28"	RC260DHBGG ()	1,544.	2,167.	2,363.	2,889.	2,747.	3,089.	3,820.
	36"	11"	28"	RC260DHBGO ()	1,240.	1,737.	1,888.	2,297.	2,050.	2,287.	2,901.
  Open bookcase, ganged 41"h	30"	11"	41"	RC430DHBGG ()	1,727.	2,362.	2,564.	3,078.	2,955.	3,323.	4,070.
	30"	11"	41"	RC430DHBGO ()	1,406.	1,889.	2,027.	2,387.	2,199.	2,444.	3,037.
	36"	11"	41"	RC460DHBGG ()	1,754.	2,377.	2,573.	3,099.	2,976.	3,345.	4,154.
	36"	11"	41"	RC460DHBGO ()	1,540.	1,947.	2,098.	2,507.	2,279.	2,543.	3,235.

Order Code

Example:	RC230DHBGO ()
R	Reff
C	Cabinets
2	28" high, 4 = 41" high
3	30" wide, 6 = 36"W
0	11" deep
DH	Desk height
BG	Bookcase Ganged
O	Open, G = Center gable
V316	Case finish
111	Shelf finish

28" nominal height = 28^{3/8}" actual height.
 41" nominal height = 41^{1/2}" actual height
 Glides add 2" of height adjustment.
 To prevent tipping, the back of each bookcase **must** be attached to a wall or to the back of another bookcase using the wall attachment hardware provided.

Specification Information

To order, please specify pattern number including:

- Case Finish: Laminate / Wood veneer
- Shelf Finish: Laminate / Wood veneer

It is Not advisable to mix 28^{3/8}"h desk height products with 26^{1/2}" standard height products.

Product on this page will accept woodgrain laminate where laminate is currently an option.

Installation instruction sheets available on Knoll Exchange. For grommet location refer to reference number 6TP00389.

For ganging instructions, refer to reference number 6TP00436.

Cabinet is key hole construction. Cabinet back is inset.

Application Notes

Second shelf from the bottom is fixed and the top of the fixed shelf is nominally 28^{3/4}" above ground level. All other shelves are adjustable on 2.5" centers within 5" from the top and bottom of cabinet and away from the fixed middle shelf. All adjustable shelves are supported on field installed threaded pins.

Shelves are flush with the front edge of the gables and have a nominal 10" inside depth. The back of each shelf has a 1/2" space for cable management. Centered at the back of the fixed shelf is an additional 1 1/4" diameter half round hole for plug head pass-through. 3 1/2" diameter grommet is available for field installation over wall electrical outlet. Overall depth of units = 10^{3/4}" (not including wall attachment hardware).

The shelves on cabinets with center gable, are adjustable on both sides (2.5" intervals within 5" from the top and bottom of cabinet) Center gable is fixed.

In mix finish options, the fixed shelf is the same finish as the adjustable shelves.

Overall depth of units = 10^{3/4}" (not including wall attachment hardware).

Base kick plate is flush with front edge of gable. For Classic esthetic an additional kick plate is available in Accessories for wall storage units. See page 146.

Outer surface of exterior gable in "Ganged" units are finished with neutral tone backer sheet. Interior of back has the same finish as the case (gables).

Ganged bookcase are intended to be place adjacent to one another and attached to each other. Black vertical reveals are included to go between adjacent units.

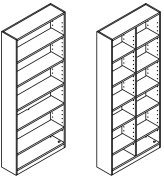
Additional shoulder units are available and ordered separately to finish the ends. Alternatively, "Discrete" bookcases may be used to finish the ends of a run. Ganged units include a ganging kit consisting of hardware and drilling template to field attach adjacent units together.


Wall Storage Units, 28³/₈" planning

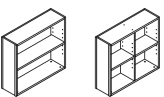
Bookcase, Ganged, 11" deep

Wood and Laminate Shelves

72", 86" high and Stack-on Units

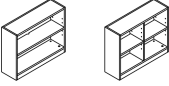
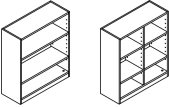
description	w	d	h	pattern no.	Case/Shelf			V3/L	V1/V1	V2/V2	V3/V3
					L/L	V1/L	V2/L				
 Open bookcase, Ganged, 72" h	30"	11"	72"	RC7230DHBGG () ()	\$2,537.	\$3,136.	\$3,434.	\$4,290.	\$3,317.	\$3,727.	\$4,959.
	30"	11"	72"	RC7230DHBGO () ()	1,852.	2,357.	2,581.	3,353.	2,450.	2,753.	3,662.
	36"	11"	72"	RC7260DHBGG () ()	2,809.	3,481.	3,821.	4,775.	3,718.	4,170.	5,458.
	36"	11"	72"	RC7260DHBGO () ()	2,099.	2,687.	2,946.	3,790.	2,776.	3,113.	4,075.

 Open bookcase, Ganged, 86" h	30"	11"	86"	RC830DHBGG () ()	3,042.	3,223.	3,555.	4,744.	4,185.	4,659.	6,637.
	30"	11"	86"	RC830DHBGO () ()	2,255.	2,466.	2,686.	3,449.	3,047.	3,392.	4,832.
	36"	11"	86"	RC860DHBGG () ()	3,478.	3,630.	4,003.	5,250.	4,688.	5,206.	7,258.
	36"	11"	86"	RC860DHBGO () ()	2,566.	2,770.	3,026.	3,867.	3,450.	3,830.	5,340.

 Stack-on units, Ganged, 32" h	30"	11"	32"	RC330DHS GG () ()	1,480.	2,042.	2,240.	2,634.	2,219.	2,497.	2,972.
	30"	11"	32"	RC330DHS GO () ()	1,265.	1,708.	1,883.	2,172.	1,809.	2,011.	2,393.

Order Code	Specification Information	Application Notes
Example: RC7230DHBDO () () R Reff C Cabinets 72 72" high 3 30" wide, 6 = 36"W 0 11" deep DH Desk height BG Bookcase Ganged, SG = Stack-on Ganged O Open, G = Center gable V316 Case finish 111 Shelf finish	<p><i>To order, please specify pattern number including:</i></p> <ol style="list-style-type: none"> Case Finish: Laminate / Wood veneer Shelf Finish: Laminate / Wood veneer <p>It is Not advisable to mix 28³/₈" h desk height products with 26¹/₂" standard height products.</p> <p>Product on this page will accept woodgrain laminate where laminate is currently an option.</p> <p>Installation instruction sheets available on Knoll Exchange. For grommet location refer to reference number 6TP00389.</p> <p>For ganging instructions, refer to reference number 6TP00436.</p> <p>Cabinet is key hole construction. Cabinet back is inset.</p>	<p>Second shelf from the bottom is fixed and the top of the fixed shelf is nominally 28³/₈" above ground level. All other shelves are adjustable on 2.5" centers within 5" from the top and bottom of cabinet and away from the fixed middle shelf. All adjustable shelves are supported on field installed threaded pins. Shelves are flush with the front edge of the gables and have a nominal 10" inside depth. The back of each shelf has a 1/2" space for cable management. Centered at the back of the fixed shelf is an additional 1 1/4" diameter half round hole for plug head pass-through. 3 1/2" diameter grommet is available for field installation over wall electrical outlet. Overall depth of units = 10³/₄" (not including wall attachment hardware).</p> <p>The shelves on cabinets with center gable, are adjustable on both sides (2.5" intervals within 5" from the top and bottom of cabinet) Center gable is fixed.</p> <p>In mix finish options, the fixed shelf is the same finish as the adjustable shelves.</p> <p>Overall depth of units = 10³/₄" (not including wall attachment hardware).</p> <p>Base kick plate is flush with front edge of gable. For Classic esthetic an additional kick plate is available in Accessories for wall storage units. See page 146.</p> <p>Outer surface of exterior gable in "Ganged" units are finished with neutral tone backer sheet. Interior of back has the same finish as the case (gables).</p> <p>Ganged bookcase are intended to be placed adjacent to one another and attached to each other. Black vertical reveals are included to go between adjacent units.</p> <p>Additional shoulder units are available and ordered separately to finish the ends. Alternatively, "Discrete" bookcases may be used to finish the ends of a run. Ganged units include a ganging kit consisting of hardware and drilling template to field attach adjacent units together.</p>

Wall Storage Units, 28³/₈" planning
 Bookcase, Ganged, 11" deep
 Glass Shelves
 28" and 41" high

description	w	d	h	pattern no.	Case/Shelf L/G	V1/G	V2/G	V3/G
Open bookcase, ganged 28" h 	30"	11"	28"	RC230DHBGG () ()	\$2,102.	\$2,951.	\$3,244.	\$3,955.
	36"	11"	28"	RC260DHBGG () ()	2,187.	3,024.	3,310.	4,052.
Open bookcase, ganged 41" h 	30"	11"	41"	RC430DHBGG () ()	2,522.	3,371.	3,664.	4,375.
	36"	11"	41"	RC460DHBGG () ()	2,657.	3,494.	3,780.	4,522.

Order Code	Specification Information	Application Notes
Example: RC230DHBGG () ()	<i>To order, please specify pattern number including:</i>	Glass shelves are available in GL35 and GL85 only. Bookcase units with glass shelves are available with Center Gable only. Center gable is fixed. Second shelf from the bottom is fixed and is in the same finish as the case. The top of the fixed shelf is nominally 28 ³ / ₈ " above ground level. All other shelves are adjustable on 2.5" centers within 5" from the top and bottom of cabinet and away from the fixed middle shelf. All adjustable shelves are supported on field installed threaded pins. Shelves are flush with the front edge of the gables and have a nominal 10" inside depth. The back of each shelf has a 1/2" space for cable management. Centered at the back of the fixed shelf is an additional 1 1/4" diameter half round hole for plug head pass-through. 3 1/2" diameter grommet is available for field installation over wall electrical outlet. Overall depth of units = 10 ³ / ₄ " (not including wall attachment hardware).
R Reff	1. Case Finish: Laminate / Wood veneer	
C Cabinets	2. Shelf Finish: Glass Finish; GL35 or GL85	Overall depth of units = 10 ³ / ₄ " (not including wall attachment hardware). Base kick plate is flush with front edge of gable. For Classic esthetic an additional kick plate is available in Accessories for wall storage units. See page 146. Exterior of back is finished with neutral tone backer sheet. Interior of back has the same finish as the case (gables). Outer surface of exterior gable in " Ganged " units are finished with neutral tone backer sheet. Interior of back has the same finish as the case (gables). Ganged bookcase are intended to be placed adjacent to one another and attached to each other. Black vertical reveals are included to go between adjacent units. Additional shoulder units are available and ordered separately to finish the ends. Alternatively, "Discrete" bookcases may be used to finish the ends of a run. Ganged units include a ganging kit consisting of hardware and drilling template to field attach adjacent units together.
2 28" high, 4 = 41" high	It is Not advisable to mix 28³/₈" desk height products with 26 1/2" standard height products.	
3 30" wide, 6 = 36" wide	Product on this page will accept woodgrain laminate where laminate is currently an option.	
0 11" deep	Installation instruction sheets available on Knoll Exchange. For grommet location refer to reference number 6TP00389.	
DH Desk height	For ganging instructions, refer to reference number 6TP00436.	
BG Bookcase Ganged	Cabinet is key hole construction.	
GL35 Shelf finish	Cabinet back is inset.	
28" nominal height = 28 ³ / ₈ " actual height. 41" nominal height = 41 1/2" actual height Glides add 2" of height adjustment. To prevent tipping, the back of each bookcase must be attached to a wall or to the back of another bookcase using the wall attachment hardware provided.		The shelves on cabinets with center gable, are adjustable on both sides (2.5" intervals within 5" from the top and bottom of cabinet) Center gable is fixed. The fixed shelf is the same finish as the case.

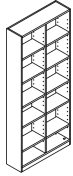
Wall Storage Units, 28³/₈" planning

Bookcase, Ganged, 11" deep

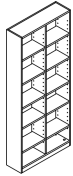
Glass Shelves

72", 86" high and Stack-on Units

description	w	d	h	pattern no.	Case/Shelf L/G	V1/G	V2/G	V3/G
Open bookcase, Ganged, 72"h	30"	11"	72"	RC7230DHBGG () ()	\$3,153.	\$3,853.	\$4,431.	\$5,761.
	36"	11"	72"	RC7260DHBGG () ()	3,370.	4,087.	4,701.	6,110.



Open bookcase, Ganged, 86"h	30"	11"	86"	RC830DHBGG () ()	3,584.	4,298.	4,943.	6,427.
	36"	11"	86"	RC860DHBGG () ()	3,771.	4,577.	5,263.	6,842.



Stack-on units, Ganged, 32"h	30"	11"	32"	RC330DHS GG () ()	1,649.	2,193.	2,402.	2,786.
	36"	11"	32"	RC360DHS GG () ()	1,707.	2,269.	2,487.	2,884.



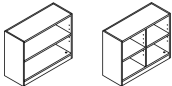
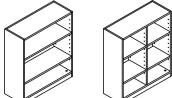
Order Code	Specification Information	Application Notes
Example: RC7230DHBG () ()	<i>To order, please specify pattern number including:</i>	<p>Glass shelves are available in GL35 and GL85 only. Bookcase units with glass shelves are available with Center Gable only. Center gable is fixed. Second shelf from the bottom is fixed and is in the same finish as the case. The top of the fixed shelf is nominally 28³/₈" above ground level. All other shelves are adjustable on 2.5" centers within 5" from the top and bottom of cabinet and away from the fixed middle shelf. All adjustable shelves are supported on field installed threaded pins. Shelves are flush with the front edge of the gables and have a nominal 10" inside depth. The back of each shelf has a 1/2" space for cable management. Centered at the back of the fixed shelf is an additional 1 1/4" diameter half round hole for plug head pass-through. 3 1/2" diameter grommet is available for field installation over wall electrical outlet. Overall depth of units = 10³/₄" (not including wall attachment hardware).</p> <p>The shelves on cabinets with center gable, are adjustable on both sides (2.5" intervals within 5" from the top and bottom of cabinet) Center gable is fixed.</p> <p>The fixed shelf is the same finish as the case.</p>
R Reff	1. Case Finish: Laminate / Wood veneer	
C Cabinets	2. Shelf Finish: Glass Finish; GL35 or GL85	<p>Overall depth of units = 10³/₄" (not including wall attachment hardware).</p> <p>Base kick plate is flush with front edge of gable. For Classic esthetic an additional kick plate is available in Accessories for wall storage units. See page 146. Cabinet is key hole construction. Cabinet back is inset. Exterior of back is finished with neutral tone backer sheet. Interior of back has the same finish as the case (gables).</p> <p>Outer surface of exterior gable in "Ganged" units are finished with neutral tone backer sheet. Interior of back has the same finish as the case (gables).</p> <p>Ganged bookcase are intended to be placed adjacent to one another and attached to each other. Black vertical reveals are included to go between adjacent units.</p> <p>Additional shoulder units are available and ordered separately to finish the ends. Alternatively, "Discrete" bookcases may be used to finish the ends of a run. Ganged units include a ganging kit consisting of hardware and drilling template to field attach adjacent units together.</p>
72 72" high, 8 = 86", 3 = 32" high (stack-on)	It is Not advisable to mix 28³/₈" desk height products with 26¹/₂" standard height products.	
3 30" wide, 6 = 36"W	Product on this page will accept woodgrain laminate where laminate is currently an option.	
0 11" deep	Installation instruction sheets available on Knoll Exchange. For grommet location refer to reference number 6TP00389.	
DH Desk height	For ganging instructions, refer to reference number 6TP00436.	
BG Bookcase Ganged, SG = Stack-on Ganged	Cabinet is key hole construction.	
G G = Center gable	Cabinet back is inset.	
V316 Case finish		
GL35 Shelf finish		
32" nominal height = 32" actual height.		
72" nominal height = 72 1/2" actual height		
86" nominal height = 86" actual height		
Glides add 2" of height adjustment. To prevent tipping, the back of each bookcase must be attached to a wall or to the back of another bookcase using the wall attachment hardware provided.		

Wall Storage Units, 28^{3/8}" planning

Bookcase, Discrete, 14" deep

Wood and Laminate Shelves

28" and 41" high

description	w	d	h	pattern no.	Case/Shelf			V1/V1	V2/V2	V3/V3	
					L/L	V1/L	V2/L				
 Open bookcase, discrete, 28" h	30"	14"	28"	RC234DHB DG () ()	\$1,564.	\$2,208.	\$2,462.	\$3,240.	\$2,795.	\$3,194.	\$4,167.
	30"	14"	28"	RC234DHB DO () ()	1,238.	1,726.	1,914.	2,512.	2,028.	2,297.	3,078.
	36"	14"	28"	RC264DHB DG () ()	1,586.	2,219.	2,466.	3,257.	2,808.	3,207.	4,243.
	36"	14"	28"	RC264DHB DO () ()	1,278.	1,782.	1,981.	2,633.	2,100.	2,389.	3,276.
 Open bookcase, discrete, 41" h	30"	14"	41"	RC434DHB DG () ()	1,769.	2,413.	2,667.	3,445.	3,015.	3,441.	4,490.
	30"	14"	41"	RC434DHB DO () ()	1,443.	1,931.	2,119.	2,171.	2,248.	2,544.	3,401.
	36"	14"	41"	RC464DHB DG () ()	1,796.	2,429.	2,676.	3,467.	3,037.	3,463.	4,577.
	36"	14"	41"	RC464DHB DO () ()	1,488.	1,992.	2,191.	2,843.	2,329.	2,645.	3,610.

Order Code

Example:	RC234DHB DO () ()
R	Reff
C	Cabinets
2	28" high, 4 = 41" high
3	30" wide, 6 = 36" W
4	14" deep
DH	Desk height
BD	Bookcase discrete
O	Open, G = Center gable
V316	Case finish
111	Shelf finish

28" nominal height = 28^{3/8}" actual height.
 41" nominal height = 41^{1/2}" actual height
 Glides add 2" of height adjustment.
 To prevent tipping, the back of each bookcase **must** be attached to a wall or to the back of another bookcase using the wall attachment hardware provided.

Specification Information

To order, please specify pattern number including:

- Case Finish: Laminate / Wood veneer
- Shelf Finish: Laminate / Wood veneer

It is Not advisable to mix 28^{3/8}" desk height products with 26^{1/2}" standard height products.

Product on this page will accept woodgrain laminate where laminate is currently an option.

Installation instruction sheets available on Knoll Exchange. For grommet location refer to reference number 6TP00389.

For ganging instructions, refer to reference number 6TP00436.

The cabinet is key hole construction. Cabinet back is inset.

Application Notes

Second shelf from the bottom is fixed. The top of the fixed shelf is nominally 28^{3/4}" above ground level. All other shelves are adjustable on 2.5" centers within 5" from the top and bottom of cabinet and away from the fixed middle shelf. All adjustable shelves are supported on field installed threaded pins. Shelves are flush with the front edge of the gables and have a nominal 13" inside depth. The back of each shelf has a 1/2" space for cable management. Centered at the back of the fixed shelf is an additional 1 1/4" diameter half round hole for plug head pass-through. 3 1/2" diameter grommet is available for field installation over wall electrical outlet.

The shelves on cabinets with center gable, are adjustable on both sides (2.5" intervals within 5" from the top and bottom of cabinet) Center gable is fixed.

In mix finish options, the fix shelf is the same finish as the adjustable shelves.

Overall depth of units = 14" (not including wall attachment hardware).
 Base kick plate is flush with front edge of gable. For Classic esthetic an additional kick plate is available in Accessories for wall storage units. See page 146. Exterior of back is finished with neutral tone backer sheet. Interior of back has the same finish as the case (gables).

Adjacent bookcases are intended to be field attached to one another using ganging kits.

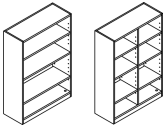
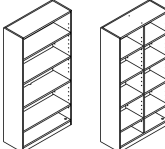
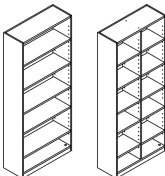
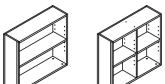
Ganging kits and Reveals are not included, and can be ordered separately. See Accessories for Wall Storage Units, page 146.

Wall Storage Units, 28³/₈" planning

Bookcase, Discrete, 14" deep

Wood and Laminate Shelves

53", 72" & 86" high and Stack-on Units

description	w	d	h	pattern no.	Case/Shelf							
					L/L	V1/L	V2/L	V3/L	V1/V1	V2/V2	V3/V3	
 Open bookcase, discrete, 53"h	30"	14"	53"	RC534DHBGD ()()	\$1,871.	\$2,541.	\$2,805.	\$3,614.	\$3,167.	\$3,610.	\$4,701.	
	30"	14"	53"	RC534DHBDO ()()	1,532.	2,039.	2,235.	2,857.	2,369.	2,677.	3,568.	
	36"	14"	53"	RC564DHBGD ()()	1,899.	2,557.	2,814.	3,637.	3,190.	3,633.	4,791.	
	36"	14"	53"	RC564DHBDO ()()	1,579.	2,103.	2,310.	2,988.	2,453.	2,782.	3,786.	
 Open bookcase, discrete, 72"h	30"	14"	72"	RC7234DHBGD ()()	2,588.	3,375.	3,779.	5,068.	3,720.	4,292.	5,600.	
	30"	14"	72"	RC7234DHBDO ()()	2,020.	2,560.	2,947.	3,978.	2,753.	3,165.	4,272.	
	36"	14"	72"	RC7264DHBGD ()()	2,836.	3,760.	4,222.	5,574.	4,110.	4,743.	6,174.	
	36"	14"	72"	RC7264DHBDO ()()	2,268.	2,897.	3,333.	4,499.	3,089.	3,553.	4,795.	
 Open bookcase, discrete, 86"h	30"	14"	86"	RC834DHBGD ()()	3,073.	3,922.	4,517.	6,684.	4,544.	5,243.	7,424.	
	30"	14"	86"	RC834DHBDO ()()	2,418.	3,119.	3,590.	5,307.	3,310.	3,808.	5,608.	
	36"	14"	86"	RC864DHBGD ()()	3,454.	4,400.	5,065.	7,476.	5,019.	5,789.	8,172.	
	36"	14"	86"	RC864DHBDO ()()	2,731.	3,528.	4,059.	5,998.	3,718.	4,278.	6,297.	
 Stack-on units, discrete, 32"h	30"	14"	32"	RC334DHS DG ()()	1,726.	2,273.	2,468.	3,042.	2,515.	2,778.	3,459.	
	30"	14"	32"	RC334DHS DO ()()	1,562.	1,973.	2,124.	2,600.	2,101.	2,293.	2,875.	
	36"	14"	32"	RC364DHS DG ()()	1,788.	2,320.	2,523.	3,144.	2,565.	2,839.	3,588.	
	36"	14"	32"	RC364DHS DO ()()	1,596.	2,021.	2,180.	2,703.	2,156.	2,362.	3,011.	

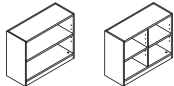
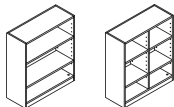
Order Code	Specification Information	Application Notes
Example: RC534DHBDO ()() R Reff C Cabinets 5 53" high 3 30" wide, 6 = 36"W 4 14" deep DH Desk height BD Bookcase discrete, SD = Stack-on discrete O Open, G = Center gable V316 Case finish 111 Shelf finish	<p><i>To order, please specify pattern number including:</i></p> <ol style="list-style-type: none"> Case Finish: Laminate / Wood veneer Shelf Finish: Laminate / Wood veneer <p>It is Not advisable to mix 28³/₈"h desk height products with 26¹/₂" standard height products.</p> <p>Product on this page will accept woodgrain laminate where laminate is currently an option.</p> <p>Installation instruction sheets available on Knoll Exchange. For grommet location refer to reference number 6TP00389.</p> <p>For ganging instructions, refer to reference number 6TP00436.</p> <p>The cabinet is key hole construction. Cabinet back is inset.</p>	<p>Second shelf from the bottom is fixed. The top of the fixed shelf is nominally 28³/₈" above ground level. All other shelves are adjustable on 2.5" centers within 5" from the top and bottom of cabinet and away from the fixed middle shelf. All adjustable shelves are supported on field installed threaded pins. Shelves are flush with the front edge of the gables and have a nominal 13" inside depth. The back of each shelf has a 1/2" space for cable management. Centered at the back of the fixed shelf is an additional 1 1/4" diameter half round hole for plug head pass-through. 3 1/2" diameter grommet is available for field installation over wall electrical outlet.</p> <p>The shelves on cabinets with center gable, are adjustable on both sides (2.5" intervals within 5" from the top and bottom of cabinet) Center gable is fixed.</p> <p>In mix finish options, the fix shelf is the same finish as the adjustable shelves.</p> <p>Overall depth of units = 14" (not including wall attachment hardware). Base kick plate is flush with front edge of gable. For Classic esthetic an additional kick plate is available in Accessories for wall storage units. See page 146. Exterior of back is finished with neutral tone backer sheet. Interior of back has the same finish as the case (gables).</p> <p>Adjacent bookcases are intended to be field attached to one another using ganging kits.</p> <p>Ganging kits and Reveals are not included, and can be ordered separately. See Accessories for Wall Storage Units, page 146.</p>

Wall Storage Units, 28³/₈" planning

Bookcase, Discrete, 14" deep

Glass Shelves

28" and 41" high

description	w	d	h	pattern no.	Case/Shelf L/G	V1/G	V2/G	V3/G
Open bookcase, discrete, 28"h 	30"	14"	28"	RC234DHBDG () ()	\$1,956.	\$2,934.	\$3,295.	\$4,302.
	36"	14"	28"	RC264DHBDG () ()	2,031.	2,997.	3,351.	4,392.
Open bookcase, discrete, 41"h 	30"	14"	41"	RC434DHBDG () ()	2,496.	3,474.	3,835.	4,842.
	36"	14"	41"	RC464DHBDG () ()	2,635.	3,601.	3,955.	4,996.

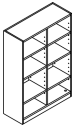
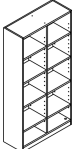
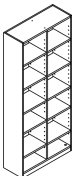

Order Code	Specification Information	Application Notes	
Example: RC234DHBDG () ()	<i>To order, please specify pattern number including:</i>	Glass shelves are available in GL35 and GL85 only. Bookcase units with glass shelves are available with Center Gable only. Center gable is fixed. Second shelf from the bottom is fixed. The top of the fixed shelf is nominally 28 ³ / ₄ " above ground level. All other shelves are adjustable on 2.5" centers within 5" from the top and bottom of cabinet and away from the fixed middle shelf. All adjustable shelves are supported on field installed threaded pins. Shelves are flush with the front edge of the gables and have a nominal 13" inside depth. The back of each shelf has a 1/2" space for cable management. Centered at the back of the fixed shelf is an additional 1 1/4" diameter half round hole for plug head pass-through. 3 1/2" diameter grommet is available for field installation over wall electrical outlet.	Overall depth of units = 14" (not including wall attachment hardware). Base kick plate is flush with front edge of gable. For Classic esthetic an additional kick plate is available in Accessories for wall storage units. See page 146. Exterior of back is finished with neutral tone backer sheet. Interior of back has the same finish as the case (gables). Adjacent bookcases are intended to be field attached to one another using ganging kits. Ganging kits and Reveals are not included, and can be ordered separately. See Accessories for Wall Storage Units, page 146.
R Reff	1. Case Finish: Laminate / Wood veneer		
C Cabinets	2. Shelf Finish: Glass Finish; GL35 or GL85		
2 28" high, 4 = 41"high	It is Not advisable to mix 28³/₈" desk height product with 26 1/2" standard height products.		
3 30" wide, 6 = 36"W	Product on this page will accept woodgrain laminate where laminate is currently an option.		
4 14" deep	Installation instruction sheets available on Knoll Exchange. For grommet location refer to reference number 6TP00389.		
DH Desk height	For ganging instructions, refer to reference number 6TP00436.		
BD Bookcase discrete	The cabinet is key hole construction. Cabinet back is inset.		
G G = Center gable			
V316 Case finish			
GL35 Shelf finish			
28" nominal height = 28" actual height. 41" nominal height = 41" actual height Glides add 2" of height adjustment. To prevent tipping, the back of each bookcase must be attached to a wall or to the back of another bookcase using the wall attachment hardware provided.			
		The shelves on cabinets with center gable, are adjustable on both sides (2.5" intervals within 5" from the top and bottom of cabinet) Center gable is fixed. The fixed shelf is the same finish as the case.	

Wall Storage Units, 28³/₈" planning

Bookcase, Discrete, 14" deep

Glass Shelves

53", 72" & 86" high and Stack-on Units

description	w	d	h	pattern no.	Case/Shelf L/G	V1/G	V2/G	V3/G
Open bookcase, discrete, 53"h 	30"	14"	53"	RC534DHB DG () ()	\$2,627.	\$3,644.	\$4,020.	\$5,067.
	36"	14"	53"	RC564DHB DG () ()	2,772.	3,776.	4,144.	5,227.
Open bookcase, discrete, 72"h 	30"	14"	72"	RC7234DHB DG () ()	3,199.	4,259.	4,665.	5,946.
	36"	14"	72"	RC7264DHB DG () ()	3,428.	4,508.	4,934.	6,312.
Open bookcase, discrete, 86"h 	30"	14"	86"	RC834DHB DG () ()	3,709.	4,804.	5,248.	6,718.
	36"	14"	86"	RC864DHB DG () ()	4,003.	5,111.	5,574.	7,154.
Stack-on units, discrete, 32"h 	30"	14"	32"	RC334DHS DG () ()	1,958.	2,506.	2,701.	3,275.
	36"	14"	32"	RC364DHS DG () ()	2,075.	2,608.	2,811.	3,431.

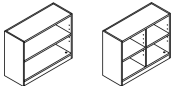
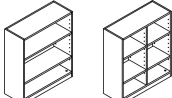
Order Code	Specification Information	Application Notes
<p>Example: RC534DHB DG () ()</p> <p>R Reff</p> <p>C Cabinets</p> <p>5 53" high</p> <p>3 30" wide, 6 = 36"W</p> <p>4 14" deep</p> <p>DH Desk height</p> <p>BD Bookcase discrete, SD = Stack-on discrete</p> <p>G G = Center gable</p> <p>V316 Case finish</p> <p>GL35 Shelf finish</p> <p>32" nominal height = 32" actual height. 53" nominal height = 52.6 actual height 72" nominal height = 72 1/2" actual height 86" nominal height = 86" actual height Glides add 2" of height adjustment. To prevent tipping, the back of each bookcase must be attached to a wall or to the back of another bookcase using the wall attachment hardware provided.</p>	<p><i>To order, please specify pattern number including:</i></p> <ol style="list-style-type: none"> Case Finish: Laminate / Wood veneer Shelf Finish: Glass Finish; GL35 or GL85 <p>It is Not advisable to mix 28³/₈" desk height product with 26 1/2" standard height products.</p> <p>Product on this page will accept woodgrain laminate where laminate is currently an option.</p> <p>Installation instruction sheets available on Knoll Exchange. For grommet location refer to reference number 6TP00389.</p> <p>For ganging instructions, refer to reference number 6TP00436.</p> <p>The cabinet is key hole construction. Cabinet back is inset.</p>	<p>Glass shelves are available in GL35 and GL85 only. Bookcase units with glass shelves are available with Center Gable only. Center gable is fixed. Second shelf from the bottom is fixed. The top of the fixed shelf is nominally 28³/₈" above ground level. All other shelves are adjustable on 2.5" centers within 5" from the top and bottom of cabinet and away from the fixed middle shelf. All adjustable shelves are supported on field installed threaded pins. Shelves are flush with the front edge of the gables and have a nominal 13" inside depth. The back of each shelf has a 1/2" space for cable management. Centered at the back of the fixed shelf is an additional 1 1/4" diameter half round hole for plug head pass-through. 3 1/2" diameter grommet is available for field installation over wall electrical outlet.</p> <p>The shelves on cabinets with center gable, are adjustable on both sides (2.5" intervals within 5" from the top and bottom of cabinet) Center gable is fixed.</p> <p>The fixed shelf is the same finish as the case.</p> <p>Overall depth of units = 14" (not including wall attachment hardware).</p> <p>Base kick plate is flush with front edge of gable. For Classic esthetic an additional kick plate is available in Accessories for wall storage units. See page 146. Exterior of back is finished with neutral tone backer sheet. Interior of back has the same finish as the case (gables).</p> <p>Adjacent bookcases are intended to be field attached to one another using ganging kits.</p> <p>Ganging kits and Reveals are not included, and can be ordered separately. See Accessories for Wall Storage Units, page 146.</p>

Wall Storage Units, 28³/₈" planning

Bookcase, Ganged, 14" deep

Wood and Laminate Shelves

28" and 41" high

description	w	d	h	pattern no.	Case/Shelf						
					L/L	V1/L	V2/L	V3/L	V1/V1	V2/V2	V3/V3
 Open bookcase, ganged, 28" h	30"	14"	28"	RC234DHBGG () ()	\$1,549.	\$2,193.	\$2,412.	\$3,037.	\$2,780.	\$3,144.	\$3,963.
	30"	14"	28"	RC234DHBGO () ()	1,223.	1,713.	1,864.	2,309.	2,013.	2,247.	2,875.
	36"	14"	28"	RC264DHBGG () ()	1,571.	2,204.	2,416.	3,054.	2,793.	3,158.	4,040.
	36"	14"	28"	RC264DHBGO () ()	1,263.	1,767.	1,931.	2,430.	2,085.	2,339.	3,073.
 Open bookcase, ganged, 41" h	30"	14"	41"	RC434DHBGG () ()	1,754.	2,398.	2,617.	3,242.	3,000.	3,391.	4,286.
	30"	14"	41"	RC434DHBGO () ()	1,428.	1,918.	2,069.	2,514.	2,233.	2,494.	3,198.
	36"	14"	41"	RC464DHBGG () ()	1,781.	2,414.	2,626.	3,264.	3,022.	3,414.	4,374.
	36"	14"	41"	RC464DHBGO () ()	1,473.	1,977.	2,141.	2,640.	2,314.	2,595.	3,407.

Order Code

Example:	RC234DHBDO () ()
R	Reff
C	Cabinets
2	28" high, 4 = 41" high
3	30" wide, 6 = 36" wide
4	14" deep
DH	Desk height
BG	Bookcase Ganged
O	Open, G = Center gable
V316	Case finish
111	Shelf finish

28" nominal height = 28³/₈" actual height.

41" nominal height = 41¹/₂" actual height

Glides add 2" of height adjustment. To prevent tipping, the back of each bookcase must be attached to a wall or to the back of another bookcase using the wall attachment hardware provided.

Specification Information

To order, please specify pattern number including:

1. Case Finish: Laminate / Wood veneer
2. Shelf Finish: Laminate / Wood veneer

It is Not advisable to mix 28³/₈" desk height products with 26¹/₂" standard height products.

Product on this page will accept woodgrain laminate where laminate is currently an option.

Installation instruction sheets available on Knoll Exchange. For grommet location refer to reference number 6TP00389.

For ganging instructions, refer to reference number 6TP00436.

Cabinet is key hole construction. Cabinet back is inset.

Application Notes

Second shelf from the bottom is fixed and the top of the fixed shelf is nominally 28³/₄" above ground level. All other shelves are adjustable on 2.5" centers within 5" from the top and bottom of cabinet and away from the fixed middle shelf. All adjustable shelves are supported on field installed threaded pins. Shelves are flush with the front edge of the gables and have a nominal 13" inside depth. The back of each shelf has a 1/2" space for cable management. Centered at the back of the fixed shelf is an additional 1 1/4" diameter half round hole for plug head pass-through. 3 1/2" diameter grommet is available for field installation over wall electrical outlet.

Overall depth of units = 14" (not including wall attachment hardware).

The shelves on cabinets with center gable, are adjustable on both sides (2.5" intervals within 5" from the top and bottom of cabinet) Center gable is fixed.

In mix finish options, the fixed shelf is the same finish as the adjustable shelves.

Overall depth of units = 14" (not included wall attachment hardware).

Base kick plate is flush with front edge of gable. For Classic esthetic an additional kick plate is available in Accessories for wall storage units. See page 146.

Outer surface of exterior gable in "Ganged" units are finished with neutral tone backer sheet. Interior of back has the same finish as the case (gables).

Ganged bookcase are intended to be place adjacent to one another and attached to each other. Black vertical reveals are included to go between adjacent units.

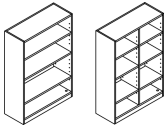
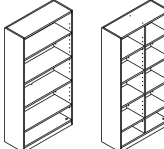
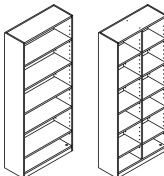
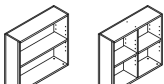
Additional shoulder units are available and ordered separately to finish the ends. Alternatively, "Discrete" bookcases may be used to finish the ends of a run. Ganged units include a ganging kit consisting of hardware and drilling template to field attach adjacent units together.

Wall Storage Units, 28³/₈" planning

Bookcase, Ganged, 14" deep

Wood and Laminate Shelves

53", 72" & 86" high and Stack-on Units

description	w	d	h	pattern no.	Case/Shelf						
					L/L	V1/L	V2/L	V3/L	V1/V1	V2/V2	V3/V3
 Open bookcase, ganged, 53"h	30"	14"	53"	RC534DHBGG () ()	\$1,855.	\$2,525.	\$2,753.	\$3,403.	\$3,151.	\$3,558.	\$4,489.
	30"	14"	53"	RC534DHBGO () ()	1,516.	2,026.	2,183.	2,646.	2,354.	2,625.	3,357.
	36"	14"	53"	RC564DHBGG () ()	1,883.	2,542.	2,762.	3,426.	3,174.	3,582.	4,580.
	36"	14"	53"	RC564DHBGO () ()	1,563.	2,087.	2,258.	2,777.	2,438.	2,730.	3,574.
 Open bookcase, ganged, 72"h	30"	14"	72"	RC7234DHBGG () ()	2,491.	3,264.	3,596.	4,792.	3,704.	4,219.	5,309.
	30"	14"	72"	RC7234DHBGO () ()	2,004.	2,545.	2,864.	3,630.	2,737.	3,092.	4,050.
	36"	14"	72"	RC7264DHBGG () ()	2,776.	3,688.	4,039.	5,339.	4,094.	4,665.	5,867.
	36"	14"	72"	RC7264DHBGO () ()	2,253.	2,882.	3,243.	4,123.	3,073.	3,475.	4,488.
 Open bookcase, ganged, 86"h	30"	14"	86"	RC834DHBGG () ()	3,017.	3,906.	4,410.	6,184.	4,528.	5,152.	7,024.
	30"	14"	86"	RC834DHBGO () ()	2,402.	3,103.	3,482.	4,807.	3,295.	3,718.	5,208.
	36"	14"	86"	RC864DHBGG () ()	3,378.	4,385.	4,947.	6,936.	5,003.	5,691.	7,751.
	36"	14"	86"	RC864DHBGO () ()	2,715.	3,512.	3,941.	5,479.	3,702.	4,180.	5,875.
 Stack-on units, Ganged, 32"h	30"	14"	32"	RC334DHS GG () ()	1,726.	2,273.	2,468.	3,042.	2,515.	2,773.	3,459.
	30"	14"	32"	RC334DHS GO () ()	1,562.	1,973.	2,124.	2,600.	2,101.	2,293.	2,875.
	36"	14"	32"	RC364DHS GG () ()	1,788.	2,320.	2,523.	3,144.	2,565.	2,839.	3,588.
	36"	14"	32"	RC364DHS GO () ()	1,596.	2,021.	2,180.	2,703.	2,156.	2,362.	3,011.

Order Code

Example: RC534DHBDO () ()
R Reff
C Cabinets
5 53" high
3 30" wide, 6 = 36"W
4 14" deep
DH Desk height
BG Bookcase Ganged, SG = Stack-on Ganged
O Open, G = Center gable
V316 Case finish
111 Shelf finish

Specification Information

To order, please specify pattern number including:

- Case Finish: Laminate / Wood veneer
- Shelf Finish: Laminate / Wood veneer

It is Not advisable to mix 28³/₈" desk height products with 26¹/₂" standard height products.

Product on this page will accept woodgrain laminate where laminate is currently an option.

Installation instruction sheets available on Knoll Exchange. For grommet location refer to reference number 6TP00389.

For ganging instructions, refer to reference number 6TP00436.

Cabinet is key hole construction. Cabinet back is inset.

Application Notes

Second shelf from the bottom is fixed and the top of the fixed shelf is nominally 28³/₈" above ground level. All other shelves are adjustable on 2.5" centers within 5" from the top and bottom of cabinet and away from the fixed middle shelf. All adjustable shelves are supported on field installed threaded pins. Shelves are flush with the front edge of the gables and have a nominal 13" inside depth. The back of each shelf has a 1/2" space for cable management. Centered at the back of the fixed shelf is an additional 1 1/4" diameter half round hole for plug head pass-through. 3 1/2" diameter grommet is available for field installation over wall electrical outlet.

Overall depth of units = 14" (not including wall attachment hardware).

The shelves on cabinets with center gable, are adjustable on both sides (2.5" intervals within 5" from the top and bottom of cabinet) Center gable is fixed.

In mix finish options, the fixed shelf is the same finish as the adjustable shelves.

Overall depth of units = 14" (not included wall attachment hardware).

Base kick plate is flush with front edge of gable. For Classic esthetic an additional kick plate is available in Accessories for wall storage units. See page 146.

Outer surface of exterior gable in "Ganged" units are finished with neutral tone backer sheet. Interior of back has the same finish as the case (gables).

Ganged bookcase are intended to be placed adjacent to one another and attached to each other. Black vertical reveals are included to go between adjacent units.

Additional shoulder units are available and ordered separately to finish the ends. Alternatively, "Discrete" bookcases may be used to finish the ends of a run. Ganged units include a ganging kit consisting of hardware and drilling template to field attach adjacent units together.

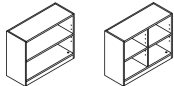
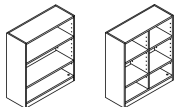
32" nominal height = 32" actual height.
 53" nominal height = 52.6 actual height
 72" nominal height = 72 1/2" actual height
 86" nominal height = 86" actual height
 Glides add 2" of height adjustment. To prevent tipping, the back of each bookcase must be attached to a wall or to the back of another bookcase using the wall attachment hardware provided.

Wall Storage Units, 28³/₈" planning

Bookcase, Ganged, 14" deep

Glass Shelves

28" and 41" high

description	w	d	h	pattern no.	Case/Shelf L/G	V1/G	V2/G	V3/G
Open bookcase, ganged, 28"h 	30"	14"	28"	RC234DHBGG () ()	\$2,075.	\$2,936.	\$3,238.	\$4,067.
	36"	14"	28"	RC264DHBGG () ()	2,150.	2,999.	3,294.	4,158.
Open bookcase, ganged, 41"h 	30"	14"	41"	RC434DHBGG () ()	2,615.	3,476.	3,778.	4,607.
	36"	14"	41"	RC464DHBGG () ()	2,754.	3,603.	3,898.	4,762.

Order Code

Example:	RC234DHBGG () ()
R	Reff
C	Cabinets
2	28" high, 4 = 41" high
3	30" wide, 6 = 36" wide
4	14" deep
DH	Desk height
BG	Bookcase Ganged
G	G = Center gable
V316	Case finish
GL35	Shelf finish

28" nominal height = 28³/₈" actual height
 41" nominal height = 41 1/2" actual height
 Glides add 2" of height adjustment.
 To prevent tipping, the back of each bookcase **must** be attached to a wall or to the back of another bookcase using the wall attachment hardware provided.

Specification Information

To order, please specify pattern number including:

- Case Finish: Laminate / Wood veneer
- Shelf Finish: Glass Finish; GL35 or GL85

It is Not advisable to mix 28³/₈" desk height products with 26 1/2" standard height products.

Product on this page will accept woodgrain laminate where laminate is currently an option.

Installation instruction sheets available on Knoll Exchange. For grommet location refer to reference number 6TP00389.

For ganging instructions, refer to reference number 6TP00436.

The cabinet is key hole construction. Cabinet back is inset.

Application Notes

Glass shelves are available in GL35 and GL85 only. Bookcase units with glass shelves are available with Center Gable only. Center gable is fixed. Second shelf from the bottom is fixed and is in the same finish as the case. The top of the fixed shelf is nominally 28³/₄" above ground level. All other shelves are adjustable on 2.5" centers within 5" from the top and bottom of cabinet and away from the fixed middle shelf. All adjustable shelves are supported on field installed threaded pins. Shelves are flush with the front edge of the gables and have a nominal 13" inside depth. The back of each shelf has a 1/2" space for cable management. Centered at the back of the fixed shelf is an additional 1 1/4" diameter half round hole for plug head pass-through. 3 1/2" diameter grommet is available for field installation over wall electrical outlet.

The fixed shelf is the same finish as the case.

The shelves on cabinets with center gable, are adjustable on both sides (2.5" intervals within 5" from the top and bottom of cabinet) Center gable is fixed.

Overall depth of units = 14" (not included wall attachment hardware).

Base kick plate is flush with front edge of gable. For Classic esthetic an additional kick plate is available in Accessories for wall storage units. See page 146.

Outer surface of exterior gable in "Ganged" units are finished with neutral tone backer sheet. Interior of back has the same finish as the case (gables).

Ganged bookcase are intended to be placed adjacent to one another and attached to each other. Black vertical reveals are included to go between adjacent units.

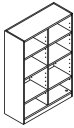
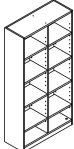
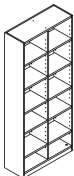

Additional shoulder units are available and ordered separately to finish the ends. Alternatively, "Discrete" bookcases may be used to finish the ends of a run. Ganged units include a ganging kit consisting of hardware and drilling template to field attach adjacent units together.

Wall Storage Units, 28^{3/8}" planning

Bookcase, Ganged, 14" deep

Glass Shelves

53", 72" & 86" high and Stack-on Units

description	w	d	h	pattern no.	Case/Shelf L/G	V1/G	V2/G	V3/G
Open bookcase, ganged, 53"h 	30"	14"	53"	RC534DHBGG () ()	\$2,751.	\$3,646.	\$3,960.	\$4,822.
	36"	14"	53"	RC564DHBGG () ()	2,895.	3,778.	4,085.	4,984.
Open bookcase, ganged, 72"h 	30"	14"	72"	RC7234DHBGG () ()	3,333.	4,252.	4,583.	5,608.
	36"	14"	72"	RC7264DHBGG () ()	3,561.	4,501.	4,852.	5,974.
Open bookcase, ganged, 86"h 	30"	14"	86"	RC834DHBGG () ()	3,851.	4,793.	5,151.	6,317.
	36"	14"	86"	RC864DHBGG () ()	4,145.	5,100.	5,479.	6,752.
Stack-on units, Ganged, 32"h 	30"	14"	32"	RC334DHS GG () ()	1,958.	2,506.	2,701.	3,275.
	36"	14"	32"	RC364DHS GG () ()	2,075.	2,608.	2,811.	3,431.

Order Code

Example:	RC534DHBGG () ()
R	Reff
C	Cabinets
5	53" high
3	30" wide, 6 = 36"W
4	14" deep
DH	Desk height
BG	Bookcase Ganged, SG = Stack-on Ganged
G	G = Center gable
V316	Case finish
GL35	Shelf finish

32" nominal height = 32" actual height
 53" nominal height = 52.6" actual height
 72" nominal height = 72 1/2" actual height
 86" nominal height = 86" actual height
 Glides add 2" of height adjustment. To prevent tipping, the back of each bookcase **must** be attached to a wall or to the back of another bookcase using the wall attachment hardware provided.

Specification Information

To order, please specify pattern number including:

- Case Finish: Laminate / Wood veneer
- Shelf Finish: Glass Finish; GL35 or GL85

It is Not advisable to mix 28^{3/8}" desk height products with 26 1/2" standard height products.

Product on this page will accept woodgrain laminate where laminate is currently an option.

Installation instruction sheets available on Knoll Exchange. For grommet location refer to reference number 6TP00389.

For ganging instructions, refer to reference number 6TP00436.

The cabinet is key hole construction. Cabinet back is inset.

Application Notes

Glass shelves are available in GL35 and GL85 only. Bookcase units with glass shelves are available with Center Gable only. Center gable is fixed. Second shelf from the bottom is fixed and is in the same finish as the case. The top of the fixed shelf is nominally 28^{3/4}" above ground level. All other shelves are adjustable on 2.5" centers within 5" from the top and bottom of cabinet and away from the fixed middle shelf. All adjustable shelves are supported on field installed threaded pins. Shelves are flush with the front edge of the gables and have a nominal 13" inside depth. The back of each shelf has a 1/2" space for cable management. Centered at the back of the fixed shelf is an additional 1 1/4" diameter half round hole for plug head pass-through. 3 1/2" diameter grommet is available for field installation over wall electrical outlet.

The fixed shelf is the same finish as the case.

The shelves on cabinets with center gable, are adjustable on both sides (2.5" intervals within 5" from the top and bottom of cabinet) Center gable is fixed.

Overall depth of units = 14" (not including wall attachment hardware).

Base kick plate is flush with front edge of gable. For Classic esthetic an additional kick plate is available in Accessories for wall storage units. See page 146. Exterior of back is finished with neutral tone backer sheet. Interior of back has the same finish as the case (gables).








Ganged bookcase are intended to be place adjacent to one another and attached to each other. Black vertical reveals are included to go between adjacent units.

Adjacent bookcases are intended to be field attached to one another using ganging kits.

Additional shoulder units are available and ordered separately to finish the ends. Alternatively, "Discrete" bookcases may be used to finish the ends of a run. Ganged units include a ganging kit consisting of hardware and drilling template to field attach adjacent units together.

Accessories

Shoulder units, Shelf kits and Baseboard kits

description	w	d	h	th	pattern no.	L	V1	V2	V3	glass
Shoulder Units, 11" deep 		11"	72"		RCS1720 ()	\$310.	\$402.	\$446.	\$558.	n/a
		11"	86"		RCS1860 ()	326.	423.	470.	597.	n/a
		11"	104"		RCS11040 ()	344.	459.	518.	674.	n/a
		11"	118"		RCS11180 ()	360.	486.	549.	719.	n/a
Shoulder Units, 14" deep 		14"	53"	3/4"	RCS1534 ()	329.	428.	460.	564.	n/a
		14"	72"	3/4"	RCS1724 ()	359.	467.	505.	645.	n/a
		14"	86"	3/4"	RCS1864 ()	376.	487.	530.	695.	n/a
		14"	104"	3/4"	RCS11044 ()	400.	531.	581.	782.	n/a
		14"	118"	3/4"	RCS11184 ()	415.	561.	615.	840.	n/a
Shelf Kits, 11" deep 	15"	11"			RCAS1511 ()	163.	182.	202.	251.	203.
	18"	11"			RCAS1811 ()	167.	188.	207.	255.	229.
	30"	11"			RCAS3011 ()	182.	198.	226.	305.	n/a
	36"	11"			RCAS3611 ()	187.	207.	235.	316.	n/a
Shelf Kits, 14" deep 	15"	14"			RCAS1514 ()	178.	216.	242.	283.	265.
	18"	14"			RCAS1814 ()	181.	219.	248.	296.	298.
	30"	14"			RCAS3014 ()	199.	236.	268.	347.	n/a
	36"	14"			RCAS3614 ()	206.	248.	283.	379.	n/a
Periodical Display shelf kits, 11" deep 	15"	11"	10"		RCPS1511 ()()	243.	319.	337.	363.	n/a
	18"	11"	10"		RCPS1811 ()()	249.	324.	343.	374.	n/a
	30"	11"	10"		RCPS3011 ()()	268.	345.	367.	418.	n/a
	36"	11"	10"		RCPS3611 ()()	278.	360.	384.	446.	n/a
Periodical Display shelf kits, 14" deep 	15"	14"	10"		RCPS1514 ()()	246.	322.	340.	371.	n/a
	18"	14"	10"		RCPS1814 ()()	252.	330.	349.	386.	n/a
	30"	14"	10"		RCPS3014 ()()	275.	356.	380.	440.	n/a
	36"	14"	10"		RCPS3614 ()()	284.	365.	391.	463.	n/a
Baseboard Kits 	30"		4"		RCAB30 ()	96.	203.	210.	235.	
	36"		4"		RCAB36 ()	99.	206.	213.	263.	

Order Code

Example: RCS1720 ()
R Reff
C Cabinets
S Shoulder
1 Thickness: 3/4"
72 Height (86, 104, 118)
0 11"d
V316 Case finish

Specification Information

To order, please specify pattern number including:

1. Finish: Laminate / Wood or Glass (where applicable)
Glass shelf options are GL35 or GL85

It is Not advisable to mix 28³/₈"h desk height products with 26¹/₂" standard height products.

Product on this page **Excluding any vertical surface over 60"**, will accept wood grain laminate, where laminate is currently an option.

Installation instruction sheets available on Knoll Exchange. For ganging instructions, refer to reference number 6TP00436.

For periodical shelf; refer to reference number 6TP00437.

Application Notes

Shoulder units have veneer on outside, paper on inside. (except Laminate)
Shoulder thickness = 3/4" thick
Shoulder units are ordered separately to finish and complete a run of Ganged units. Shoulders come with black reveals and attachment hardware kit.

104"h and 118"h shoulders are to accommodate 72"h and 86"h bookcases with 32"h mounted stack-on units.

Shelf thickness:
Glass = 1/2" thick
Wood or Laminate = 1" thick
Glass shelves are only available in 15" and 18" widths.

Baseboard kits are to create a classic esthetic.

Accessories

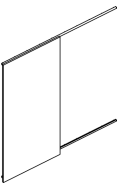
Reveal kits and Ganging kits

description	w	d	h	dia	pattern no.	1 Kit	10 Kit	50 Kit	list
Vertical Reveals			53"		RCRV53 ()	\$105.	\$283.	\$1,076.	
			72"		RCRV72 ()	121.	407.	1,583.	
			86"		RCRV86 ()	131.	467.	1,858.	
			104"		RCRV104 ()	145.	543.	2,211.	
			118"		RCRV118 ()	152.	580.	2,386.	
Horizontal Reveals	30"				RCRH30 ()	88.	229.	758.	
	36"				RCRH36 ()	93.	255.	876.	
Ganging Kits		11"			RCGKIT11 ()	55.	104.	461.	
		14"			RCGKIT14 ()	55.	104.	461.	
Bookcase Grommet				3 12"	RBGR				35.

Order Code	Specification Information	Application Notes
Example: RCRV72 ()	<p>To order, please specify pattern number including:</p> <p>1. Reveal Kit Set: 1 = 1 kit 2 = 10 kits 3 = 50 kits</p>	<p>It is Not advisable to mix 28^{3/8}"h desk height products with 26^{1/2}" standard height products.</p> <p>Each reveal kit set, includes; 2 strips of reveal, cut to length, double sided tape in a roll and installation instructions. Reveals are included with ganged bookcases. Reveals come in Black only. Reveals are ³/₃₂" thick. A pair of reveals is intended to go between each set of adjacent bookcases, stack-on units or shoulders.</p> <p>Each Ganging kit includes; attachment hardware, drilling template and installation instructions. Intended for use with Discrete units. Ganging kits are included with Ganged units.</p>
R Reff		
C Cabinets		
RV Reveal Vertical RH = Reveal Horizontal		
72 Height (86, 104, 118)		
1 Kit set quantity		

Accessories

Sliding Display Boards

description	w	d	pattern no.	LW
Sliding Display Board 	30"		RCDB7230() ()	\$1,392.
	30"		RCDB8630() ()	1,441.
	36"		RCDB7236() ()	1,439.
	36"		RCDB8636() ()	1,486.

Order Code

Example:	RCDB7230 () ()
R	Reff
C	Cabinets
DB	Display Board
72	Height (86, 104, 118)
30	Width
LW	Marker Board
AA	Frame/Track Finish

Specification Information

To order, please specify pattern number including:

- Sliding Door Option:
LW (only)
- Frame /Track Finish:
AA (only)

Application Notes

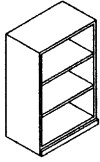
It is Not advisable to mix 28^{3/8}"h desk height products with 26^{1/2}" standard height products.

The sliding display boards are available only in LW. Marker board finish on both sides.

Frame / Track finish is only available in AA.

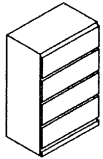
Cabinets, 28³/₈" planning
53 high, metal interiors
Bookcase and Lateral File

description	w	d	h	pattern no.	L	V1	V2	V3
Open bookcase w/2 adjustable shelves (for desk height planning)	30"	15"	53"	RC531DHB () () ()	\$1,267.	\$1,725.	\$1,986.	\$2,682.
	30"	20"	53"	RC532DHB () () ()	1,430.	1,949.	2,241.	3,026.
	30"	24"	53"	RC533DHB () () ()	1,612.	2,195.	2,524.	3,408.
	36"	15"	53"	RC561DHB () () ()	1,406.	1,916.	2,206.	2,976.
	36"	20"	53"	RC562DHB () () ()	1,586.	2,162.	2,488.	3,359.
	36"	24"	53"	RC563DHB () () ()	1,786.	2,437.	2,801.	3,780.



Interior shelves painted metal

description	w	d	h	pattern no.	L	V1	V2	V3
4 drawer lateral file (for desk height planning)	30"	20"	53"	RC532DHF () () () L () ()	2,178.	3,027.	3,412.	4,607.
	30"	24"	53"	RC533DHF () () () L () ()	2,403.	3,337.	3,763.	5,084.
	36"	20"	53"	RC562DHF () () () L () ()	2,761.	3,835.	4,325.	5,840.
	36"	24"	53"	RC563DHF () () () L () ()	3,048.	4,238.	4,778.	6,451.



Drawer interiors painted metal

Order Code

Example:	RC531DHB
R	Reff
C	Cabinet
5	53" high
3	30" wide
1	15" deep
DH	Desk height
B	Open Bookcase
2	Finish Type, V2
M	Metal Interior
V316	Cabinet Finish: Maple
B	= Open Bookcase
F	= 4 Drawer Lateral File

Specification Information

To order the Open Bookcase, please specify pattern number including:

1. *Finish type:*
L = Laminate
1 = V1
2 = V2
3 = V3
2. *Interior options:*
M = Metal
3. *Cabinet Finish:*
Wood or Laminate

Please note: Shelf adjustability is limited to approximately 2.5" up or down per shelf from predetermined shelf height.

To order the cabinet with 4 Lateral files, please specify pattern number including:

1. *Finish type:*
L = Laminate
1 = V1
2 = V2
3 = V3
2. *Interior options:*
M = Metal Interior
3. *Pull options:*
B = No pull, No Drilling, Customer's own Pull
C = C-Pull, (Nickel finish only)
D = Metal D-pull (PZ or PT only)
F = Bar Pull
H = Outline Pull
J = J (Routed) Pull
R = Cylinder Pull
S = S Pull
(Stainless Steel Finish only)
T = Tab pull
4. *Lock Option Files:*
L = Lock hole drilled
Drawers are always drilled for locks
5. *Lock finish:*
B = Black
S = Matte Silver
6. *Cabinet finish:*
Wood or Laminate
7. *Pull Finish:*
Painted or Plated

It is Not advisable to mix 2³/₈"h desk height product with 26¹/₂" standard height product.

Product on this page **Excluding J-pull option and any vertical surface over 60"**, will accept wood grain laminate, where laminate is currently an option.

Cabinets do not come with lock included. keying instructions must accompany all cabinet orders.

After specifying product code, provide keying instructions. Refer to page 418 for keying instructions.

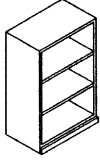
53" nominal height - actual height 52.625"

File drawers include file bars for front to back and side to side filing.

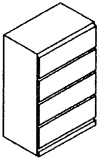
File drawers do not support bottom loading.

Cabinets, 28³/₈" planning
53" high, wood interiors
Bookcase and Lateral File

description	w	d	h	pattern no.	L	V1	V2	V3
Open bookcase w/2 adjustable shelves (for desk height planning)	30"	15"	53"	RC531DHB () () ()	\$1,421.	\$1,938.	\$2,221.	\$2,997.
	30"	20"	53"	RC532DHB () () ()	1,581.	2,157.	2,480.	3,347.
	30"	24"	53"	RC533DHB () () ()	1,764.	2,404.	2,764.	3,732.
	36"	15"	53"	RC561DHB () () ()	1,560.	2,125.	2,445.	3,300.
	36"	20"	53"	RC562DHB () () ()	1,740.	2,372.	2,728.	3,682.
	36"	24"	53"	RC563DHB () () ()	1,939.	2,644.	3,040.	4,103.



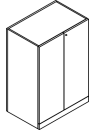
description	w	d	h	pattern no.	L	V1	V2	V3
4 drawer lateral file (for desk height planning)	30"	20"	53"	RC532DHF () () L () ()	2,329.	3,237.	3,649.	4,928.
	30"	24"	53"	RC533DHF () () L () ()	2,557.	3,557.	4,004.	5,406.
	36"	20"	53"	RC562DHF () () L () ()	2,912.	4,047.	4,562.	6,158.
	36"	24"	53"	RC563DHF () () L () ()	3,200.	4,446.	5,015.	6,769.



Order Code	Specification Information	Application Notes
<p>Example: RC531DHB</p> <p>R Reff</p> <p>C Cabinet</p> <p>5 53" high</p> <p>3 30" wide</p> <p>1 15" deep</p> <p>DH Desk height</p> <p>B Open Bookcase</p> <p>2 Finish Type, V2</p> <p>W Wood Interior</p> <p>V316 Cabinet Finish: Maple</p> <p>B = Open Bookcase</p> <p>F = 4 Drawer Lateral File</p>	<p><i>To order the Open Bookcase, please specify pattern number including:</i></p> <ol style="list-style-type: none"> <i>Finish type:</i> L = Laminate 1 = V1 2 = V2 3 = V3 <i>Interior options:</i> W = Wood <i>Cabinet Finish:</i> Wood or Laminate <p>Please note: Shelf adjustability is limited to approximately 2.5" up or down per shelf from predetermined shelf height.</p>	<p><i>To order the cabinet with 4 Lateral files, please specify pattern number including:</i></p> <ol style="list-style-type: none"> <i>Finish type:</i> L = Laminate 1 = V1 2 = V2 3 = V3 <i>Interior options:</i> W = Wood Interior <i>Pull options:</i> B = No pull, No Drilling, Customer's own Pull C = C-Pull, (Nickel finish only) D = Metal D-pull (PZ or PT only) F = Bar Pull H = Outline Pull J = J (Routed) Pull R = Cylinder Pull S = S Pull (Stainless Steel Finish only) T = Tab pull <i>Lock Option Files:</i> L = Lock hole drilled Drawers are always drilled for locks <i>Lock Finish:</i> B = Black S = Matte Silver <i>Cabinet finish:</i> Wood or Laminate <i>Pull Finish:</i> Painted or Plated
		<p>It is Not advisable to mix 28³/₈"h desk height products with 26¹/₂" standard height products.</p> <p>Product on this page Excluding J-pull option and any vertical surface over 60", will accept wood grain laminate, where laminate is currently an option.</p> <p>Cabinets do not come with lock included.</p> <p>Keying instructions must accompany all cabinet orders.</p> <p>After specifying product code, provide keying instructions. Refer to page 418 for keying instructions.</p> <p>53" nominal height - actual height 52.625"</p> <p>File drawers include file bars for front to back and side to side filing.</p> <p>File drawers do not support bottom loading.</p>

Cabinets, 28³/₈" planning
53" high, wood interiors
Wardrobe

description	w	d	h	pattern no.	L	V1	V2	V3
Cabinet with hinged doors with coat rod (wood interior only)	30"	15"	53"	RC531DHH()(())()	\$1,704.	\$2,370.	\$2,666.	\$3,597.
	30"	20"	53"	RC532DHH()(())()	1,857.	2,581.	2,913.	3,930.
	30"	24"	53"	RC533DHH()(())()	2,039.	2,834.	3,197.	4,315.
	36"	15"	53"	RC561DHH()(())()	1,872.	2,601.	2,934.	3,959.
	36"	20"	53"	RC562DHH()(())()	2,033.	2,822.	3,175.	4,272.
	36"	24"	53"	RC563DHH()(())()	2,233.	3,100.	3,488.	4,694.



Requires one lock core per cabinet

Order Code

Example: RC531DHH	
R	Reff
C	Cabinet
5	53" high
3	30" wide
1	15" deep
DH	Desk height
L	Lock option
B	Lock finish
H	Pull option
111	Pull finish
W	Wood Interior
V316	Cabinet Finish: Maple

To order the Cabinet with hinge Doors, please specify pattern number including:

- Lock Option:**
L = Lock hole drilled
N = No lock drilled
- Lock Finish:**
B = Black
S = Matte Silver
- Pull options:**
B = No pull, No Drilling, Customer's own Pull
C = C-Pull, (Nickel finish only)
D = Metal D-pull (PZ or PT only)
F = Bar Pull (1 pull per door set)
H = Outline Pull
J = J (Routed) Pull
R = Cylinder Pull
S = S Pull
(Stainless Steel Finish only)
T = Tab pull (1 pull per door set)
- Pull Finish:**
Painted or Plated
- Cabinet finish:**
Wood or Laminate

It is Not advisable to mix 28³/₈"h desk height product with 26¹/₂" standard height products.

Product on this page **Excluding J-pull option and any vertical surface over 60"**, will accept wood grain laminate, where laminate is currently an option.

Cabinets do not come with lock included.

Keying instructions must accompany all cabinet orders.

After specifying product code, provide keying instructions. Refer to page 418 for keying instructions.

53" nominal height - actual height 52.625"

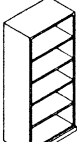
15" wardrobe cabinets come with 2 coat hooks.

20" and 24" deep wardrobe cabinet comes with a coat rod.

20" deep Wardrobe Cabinets provides only 18" of clear storage space.

Wardrobe cabinets do not come equipped with boot tray. Please specify separately. See page 354.

Cabinets, 28³/₈" planning
72" high, metal interiors
Bookcase

description	w	d	h	pattern no.	metal interiors L	metal interiors V1	metal interiors V2	metal interiors V3
 Open bookcase (for desk height planning)	30"	15"	72 ¹ / ₂ "	RC7231DHB () ()	\$1,879.	\$2,560.	\$2,947.	\$3,978.
	30"	20"	72 ¹ / ₂ "	RC7232DHB () ()	1,936.	2,641.	3,038.	4,102.
	30"	24"	72 ¹ / ₂ "	RC7233DHB () ()	2,148.	2,924.	3,365.	4,544.
	36"	15"	72 ¹ / ₂ "	RC7261DHB () ()	2,126.	2,897.	3,333.	4,499.
	36"	20"	72 ¹ / ₂ "	RC7262DHB () ()	2,192.	2,987.	3,435.	4,637.
	36"	24"	72 ¹ / ₂ "	RC7263DHB () ()	2,403.	3,272.	3,763.	5,084.

Order Code

Example:	RC731BDHB () ()
R	Reff
C	Cabinets
72	72 ¹ / ₂ " high
3	30" wide
1	15" deep, 2 = 20" deep, 3 = 24" deep
DH	Desk height
B	Open Bookcase
2	Finish Type: V2
M	Metal Interior
V316	Cabinet Finish: Maple

Specification Information

To order the Open Bookcase, please specify pattern number including:

1. *Finish type:*
L = Laminate
1 = V1
2 = V2
3 = V3
2. *Interior options:*
M = Metal
Cabinets with metal interior, the shelves are in painted metal.
For laminate cases, the shelves are painted to match ie. 114 case = 114 painted shelves.
For wood cases, the shelves are painted black ie. V316 case = black shelves.
3. *Cabinet Finish:*
Wood or Laminate

Application Notes

It is Not advisable to mix 28³/₈" desk height products with 26¹/₂" standard height products.

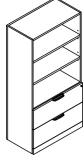
Product on this page **Excluding J-pull option and any vertical surface over 60"**, will accept wood grain laminate, where laminate is currently an option.

Keying instructions must accompany all cabinet orders. After specifying product code, provide keying instructions. Refer to page 418 for keying instructions.

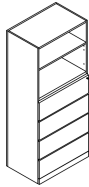
Please note: Shelf adjustability is limited to approximately 2.5" up or down per shelf from predetermined shelf height.

Cabinets, 28³/₈" planning
72" high, metal interiors
Bookcase and file drawers

description	w	d	h	pattern no.	metal	metal	metal	metal
					interiors L	interiors V1	interiors V2	interiors V3
Cabinet, double high with file/file below, top open with one adjustable shelf	30"	20"	72 ¹ / ₂ "	RC7232DHK() () () () ()	\$3,343.	\$4,650.	\$5,224.	\$7,000.
	30"	24"	72 ¹ / ₂ "	RC7233DHK() () () () ()	3,695.	5,134.	5,774.	7,744.
	36"	20"	72 ¹ / ₂ "	RC7262DHK() () () () ()	3,644.	5,068.	5,701.	7,645.
	36"	24"	72 ¹ / ₂ "	RC7263DHK() () () () ()	3,973.	5,561.	6,255.	8,392.



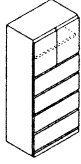
Cabinet, double high with 4 files below, top open with one adjustable shelf	30"	20"	72 ¹ / ₂ "	RC7232DHO() () () () ()	3,565.	5,012.	5,644.	7,635.
	30"	24"	72 ¹ / ₂ "	RC7233DHO() () () () ()	3,989.	5,600.	6,309.	8,533.
	36"	20"	72 ¹ / ₂ "	RC7262DHO() () () () ()	3,966.	5,571.	6,271.	8,482.
	36"	24"	72 ¹ / ₂ "	RC7263DHO() () () () ()	4,432.	6,216.	7,002.	9,469.



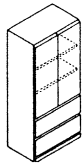
Order Code	Specification Information	Application Notes
Example: RC7232DHK () () () () ()	<i>To order, please specify pattern number including:</i>	It is Not advisable to mix 28³/₈" desk height products with 26¹/₂" standard height products.
R Reff	1. <i>Interior options:</i> M = Metal	Please note: Shelf adjustability is limited to approximately 2.5" up or down per shelf from predetermined shelf height.
C Cabinet	2. <i>Lock Option Doors:</i> L = Lock hole drilled N = No lock drilling Drawers are always drilled for lock. Not optional.	*File drawers include file bars for front to back and side to side filing. File drawers do not support bottom loading.
72 72 ¹ / ₂ " high	3. <i>Lock Finish:</i> B = Black S = Matte Silver	Cabinets do not come with lock included.
3 30" wide	4. <i>Pull Options:</i> B = No pull, No Drilling, C = Nickel finish C-pull (nickel finish only) D = Metal D-pull (finish optional) F = Bar Pull (1 pull per door set) H = Outline Pull JN = Routed J-pull on drawers and touch latch on Hinge doors (finish matches case) R = Cylinder Pull S = S Pull (Stainless Steel Finish only) T = Tab Pull (1 pull per door set)	Product on this page Excluding J-pull option and any vertical surface over 60" , will accept wood grain laminate, where laminate is currently an option.
2 20" deep	5. <i>Pull Finish:</i> Painted and Plated	Keying instructions must accompany all cabinet orders.
DH Desk Height	6. <i>Cabinet Finish:</i> Wood or Laminate	After specifying product code, provide keying instructions. Refer to page 418 for keying instructions.
K Open Shelves with 2 File drawers		
M Metal Interior		
L Lock option		
B Lock Finish		
T Pull Option		
111 Pull Finish		
V316 Cabinet Finish: Maple		
K =Open shelves and 2 file drawers O = Open shelves and 4 file drawers		

Cabinets, 28³/₈" planning
72" high, metal interiors
Hinge doors and file drawers

description	width	depth	height	pattern number	metal	metal	metal	metal
					interiors L	interiors V1	interiors V2	interiors V3
Storage w/4 file drwrs & hinged doors above (for desk height planning)	30"	20"	72 1/2"	RC7232DHFH () () () () () ()	\$3,181.	\$4,423.	\$4,987.	\$6,731.
	30"	24"	72 1/2"	RC7233DHFH () () () () () ()	3,536.	4,910.	5,539.	7,476.
	36"	20"	72 1/2"	RC7262DHFH () () () () () ()	3,514.	4,884.	5,505.	7,432.
	36"	24"	72 1/2"	RC7263DHFH () () () () () ()	3,901.	5,425.	6,144.	8,253.



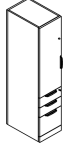
Storage w/upper hinged doors & 2 adj shelves, bottom 2 file drawers (for desk height planning)	16"	20"	72 1/2"	RC7212DHGH(L/R) () () () () () ()	2,312.	3,210.	3,623.	4,889.
	16"	24"	72 1/2"	RC7213DHGH(L/R) () () () () () ()	2,533.	3,563.	4,018.	5,423.
	30"	20"	72 1/2"	RC7232DHGH () () () () () ()	2,934.	4,082.	4,599.	6,209.
	30"	24"	72 1/2"	RC7233DHGH () () () () () ()	3,227.	4,484.	5,053.	6,823.
	36"	20"	72 1/2"	RC7262DHGH () () () () () ()	3,187.	4,429.	4,995.	6,743.
	36"	24"	72 1/2"	RC7263DHGH () () () () () ()	3,481.	4,838.	5,454.	7,362.



Order Code	Specification Information	Application Notes
Example: RC7232DHFH	<i>To order, please specify pattern number including:</i>	It is Not advisable to mix 28³/₈" desk height products with 26¹/₂" standard height products.
R Reff	1. <i>Finish type:</i> L = Laminate 1 = V1 2 = V2 3 = V3	File drawers include file bars for front to back and side to side filing.
C Cabinet	2. <i>Interior options:</i> M = Metal	File drawers do not support bottom loading.
72 72 1/2" high	Pedestals with metal interior, the shelves are in painted metal.	
3 30" wide	For laminate cases, the shelves are painted to match ie. 114 case = 114 painted shelves.	
2 20" deep	For wood cases, the shelves are painted black ie. V316 case = black shelves.	
DH Desk Height	3. <i>Pull Options:</i> B = No pull, No Drilling, Customer's own Pull C = Nickel Finish C-Pull D = Metal D-pull F = Bar Pull (1 pull per door set) H = Outline Pull JN = J (Routed) Pull on Drawers and Touch latch on hinge doors R = Cylinder Pull S = S Pull (Stainless Steel Finish only) T = Tab Pull (1 pull per door set)	Hinge door cabinets have optional lock drilling which can be specified in the cabinet product code. Keying instructions must accompany all cabinet orders.
F Storage with Hinge Door with 4 file drawers	4. <i>Lock options Files:</i> L = Lock hole drilled (not optional)	Drawers are always drilled for locks.
H Wood hinge doors	5. <i>Lock Option Doors:</i> L = Lock hole drilled N = No lock drilling	After specifying product code, provide keying instructions. Refer to page 418 for keying instructions.
L Finish Type: Laminate	6. <i>Lock Finish:</i> B = Black S = Matte Silver	
M Metal Interior	7. <i>Cabinet Finish:</i> Wood or Laminate	
T Tab pull option	8. <i>Pull Finish:</i> Painted or Plated	
L Lock option, files		
N Lock option, doors		
B Lock Finish		
118 Cabinet Finish		
111 Pull Finish		
F = Hinge door cabinet with 4 file drawers		
G = Hinge door cabinet with FF		

Cabinets, 28³/₈" planning
 72" high, metal interiors
 Hinge doors and Box/Box/File

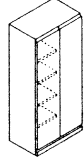
description	w	d	h	pattern no.	metal	metal	metal	metal
					interiors L	interiors V1	interiors V2	interiors V3
Storage w/upper hinged doors & 1 adj shelf, bottom box/box/file (for desk height planning)	16"	20"	72 ¹ / ₂ "	RC7212DHPH(L/R) () () () ()	\$2,763.	\$3,808.	\$4,298.	\$5,698.
	16"	24"	72 ¹ / ₂ "	RC7213DHPH(L/R) () () () ()	3,019.	4,165.	4,702.	6,243.



Order Code	Specification Information	Application Notes
Example: RC7212DHPH(L/R)	<i>To order, please specify pattern number including:</i>	It is Not advisable to mix 28³/₈"h desk height products with 26¹/₂" standard height products.
R Reff		File drawers include file bars for front to back and side to side filing.
C Cabinet	1. <i>Interior options:</i> M = Metal	File drawers do not support bottom loading.
72 72 ¹ / ₂ " high	2. <i>Lock Option Doors:</i> L = Lock hole drilled N = No lock drilling Drawers are always drilled for lock. Not optional.	Product on this page Excluding J-pull option and any vertical surface over 60" , will accept wood grain laminate, where laminate is currently an option.
1 16" wide	3. <i>Lock Finish:</i> B = Black S = Matte Silver	Hinge door cabinets have optional lock drilling which can be specified in the cabinet product code. Keying instructions must accompany all cabinet orders.
2 20" deep, 3 = 24" deep	4. <i>Pull Options:</i> B = No pull, No Drilling, C = Nickel finish C-pull (nickel finish only) D = Metal D-pull (finish optional) F = Bar Pull (1 pull per door set) H = Outline Pull JN = Routed J-pull on drawers and touch latch on Hinge doors (finish matches case) R = Cylinder Pull S = S Pull (Stainless Steel Finish only) T = Tab Pull (1 pull per door set)	Drawers are always drilled for locks.
DH Desk Height	5. <i>Pull Finish:</i> Painted and Plated	After specifying product code, provide keying instructions. Refer to page 418 for keying instructions.
P Storage with Hinge Door with Box/Box/File	6. <i>Cabinet Finish:</i> Wood or Laminate	
H Wood hinge doors		
L/R Left or Right hand		
M Metal Interior		
L Lock option, door		
111 Lock finish		
T Pull option		
111 Pull finish		
118 Cabinet finish		
P =Hinge door cabinet with Box/Box/File		

Cabinets, 28³/₈" planning
72" high, metal interiors
Hinge doors and wardrobe

description	w	d	h	pattern no.	metal	metal	metal	metal
					interiors L	interiors V1	interiors V2	interiors V3
Wardrobe/bookcase combo w/full height doors (for desk height planning)	30"	20"	72 ¹ / ₂ "	RC7232DHEH(L/R) () () () () () ()	\$3,134.	\$4,352.	\$4,912.	\$6,630.
	30"	24"	72 ¹ / ₂ "	RC7233DHEH(L/R) () () () () () ()	3,504.	4,869.	5,491.	7,413.
	36"	20"	72 ¹ / ₂ "	RC7262DHEH(L/R) () () () () () ()	3,435.	4,773.	5,381.	7,263.
	36"	24"	72 ¹ / ₂ "	RC7263DHEH(L/R) () () () () () ()	3,832.	5,336.	6,009.	8,114.

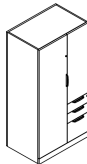


Left hand shown

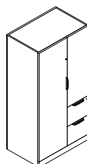
Requires one lock core per cabinet.
Coat rod included.

Order Code	Specification Information	Application Notes
Example: RC7232DHEH (L/R)	<i>To order, please specify pattern number including:</i>	Please note: Shelf adjustability is limited to approximately 2.5" up or down per shelf from predetermined shelf height.
R Reff	1. <i>Finish type:</i> L = Laminate 1 = V1 2 = V2 3 = V3	
C Cabinet	2. <i>Interior options:</i> M = Metal Interior Pedestals with metal interior, the shelves are in painted metal. For laminate cases, the shelves are painted to match ie. 114 case = 114 painted shelves. For wood cases, the shelves are painted black ie. V316 case = black shelves.	* Note: 72" high Wardrobe cabinets do not come equipped with boot tray. Please specify separately. See page 354. 20" deep Wardrobe Cabinets provide only 18" of clear storage space.
72 72 ¹ / ₂ " high	3. <i>Pull Options:</i> B = No pull, No Drilling, Customer's own Pull C = Nickel finish C-pull D = Metal finish C-pull F = Bar Pull (1 pull per door set) H = Outline Pull N = No pulls, touch latch R = Cylinder Pull S = S Pull (Stainless Steel Finish only) T = Tab Pull (1 pull per door set)	Hinge door cabinets have optional lock drilling which can be specified in the cabinet product code. Keying instructions must accompany all cabinet orders. After specifying product code, provide keying instructions. Refer to page 418 for keying instructions.
3 30" wide	4. <i>Lock Option Doors:</i> L = Lock hole drilled N = No lock drilling	
2 20" deep	5. <i>Lock Finish:</i> B = Black S = Matte Silver	
DH Desk Height	6. <i>Cabinet Finish:</i> Wood or Laminate	
E Wardrobe / Bookcase combo	7. <i>Pull Finish:</i> Painted or Plated	
H Wood hinge doors		
L Finish Type: Laminate		
M Metal Interior		
T Tab pull option		
N Lock option, doors		
B Lock Finish		
118 Cabinet Finish		
111 Pull Finish		
E = Hinge door cabinet with full height doors, half wardrobe and shelves		

description	w	d	h	pattern no.	metal	metal	metal	metal
					interiors L	interiors V1	interiors V2	interiors V3
Wardrobe with 1/2 height hinged door & box/box/file Cabinet	30"	20"	72 ¹ / ₂ "	RC7232DHPHW(L/R) () () () () ()	\$3,410.	\$5,217.	\$5,882.	\$7,940.
	30"	24"	72 ¹ / ₂ "	RC7233DHPHW(L/R) () () () () ()	3,544.	5,422.	6,114.	8,253.
	36"	20"	72 ¹ / ₂ "	RC7262DHPHW(L/R) () () () () ()	3,525.	5,392.	6,080.	8,208.
	36"	24"	72 ¹ / ₂ "	RC7263DHPHW(L/R) () () () () ()	3,662.	5,603.	6,317.	8,528.



Wardrobe with 1/2 height hinged door & file/file Cabinet	30"	20"	72 ¹ / ₂ "	RC7232DHGHW(L/R) () () () () ()	3,272.	5,006.	5,644.	7,620.
	30"	24"	72 ¹ / ₂ "	RC7233DHGHW(L/R) () () () () ()	3,396.	5,195.	6,856.	7,906.
	36"	20"	72 ¹ / ₂ "	RC7262DHGHW(L/R) () () () () ()	3,387.	5,182.	5,843.	7,887.
	36"	24"	72 ¹ / ₂ "	RC7263DHGHW(L/R) () () () () ()	3,513.	5,374.	6,881.	9,288.



Order Code

Example:	RC7232DHPHW (L/R)
R	Reff
C	Cabinet
72	72 ¹ / ₂ " high
3	30" wide
2	20" deep
DH	Desk Height
PHW	Box/Box/File Wardrobe combo GHW = FF Wardrobe combo
L/R	Left or Right hand
M	Metal Interior
L	Lock option, doors
111	Lock Finish
T	Pull option
111	Pull Finish
118	Cabinet Finish

Specification Information

To order, please specify pattern number including:

- Interior options:**
M = Metal Interior
- Lock Options Doors:**
L = Lock hold drilled
N = No lock drilling
Drawers are always drilled for lock. Not optional
- Lock Finish:**
B = Black
S = Matte Silver
- Pull Options:**
B = No pull, No Drilling, Customer's own Pull
C = Nickel finish C-pull (nickel finish only)
D = Metal D-pull (finish optional)
F = Bar Pull (1 pull per door set)
H = Outline Pull
JN = Routed J-pull on drawers and touch latch on Hinge doors (finish matches case)
R = Cylinder Pull
S = S Pull (Stainless Steel Finish only)
T = Tab Pull (1 pull per door set)
- Pull Finish:**
Painted or Plated
- Cabinet Finish:**
Wood or Laminate

Application Notes

It is Not advisable to mix 28³/₈"h desk height products with 26¹/₂" standard height products.

Product on this page **Excluding J-pull option and any vertical surface over 60"**, will accept wood grain laminate, where laminate is currently an option.

Hinge door cabinets have optional lock drilling which can be specified in the cabinet product code. Keying instructions must accompany all cabinet orders.

Drawers are always drilled for locks.

After specifying product code, provide keying instructions. Refer to page 418 for keying instructions.

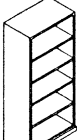
The Wardrobe Cabinets on this page come equipped with a coat rod and top shelf.

The 1/2 height hinge door comes with **touch latch only** and is non locking. It also comes with 2 adjustable shelves.

Please note: Shelf adjustability is limited to approximately 2.5" up or down per shelf from predetermined shelf height.

File drawers include file bars for front to back and side to side filing. File drawers do not support bottom loading.

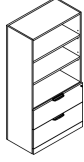
Cabinets, 28^{3/8}" planning
72" high, wood interiors
Bookcase

description	w	d	h	pattern no.	wood interiors L	wood interiors V1	wood interiors V2	wood interiors V3
 Open bookcase (for desk height planning)	30"	15"	72 ^{1/2} "	RC7231DHB () () ()	\$2,020.	\$2,753.	\$3,165.	\$4,272.
	30"	20"	72 ^{1/2} "	RC7232DHB () () ()	2,082.	2,838.	3,262.	4,404.
	30"	24"	72 ^{1/2} "	RC7233DHB () () ()	2,292.	3,124.	3,591.	4,848.
	36"	15"	72 ^{1/2} "	RC7261DHB () () ()	2,268.	3,089.	3,553.	4,795.
	36"	20"	72 ^{1/2} "	RC7262DHB () () ()	2,338.	3,186.	3,663.	4,943.
	36"	24"	72 ^{1/2} "	RC7263DHB () () ()	2,547.	3,472.	3,990.	5,389.

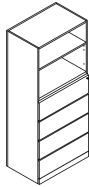
Order Code	Specification Information	Application Notes
Example: RC7231DHB () () ()	<i>To order the Open Bookcase, please specify pattern number including:</i> 1. <i>Finish type:</i> L = Laminate 1 = V1 2 = V2 3 = V3 2. <i>Interior options:</i> W = Wood Interior 3. <i>Cabinet Finish:</i> Wood or Laminate	It is Not advisable to mix 28^{3/8}"h desk height products with 26^{1/2}" standard height products. Product on this page Excluding J-pull option and any vertical surface over 60" , will accept wood grain laminate, where laminate is currently an option. Anchor brackets are included for 15" deep bookcases. Please note: Shelf adjustability is limited to approximately 2.5" up or down per shelf from predetermined shelf height.
R Reff		
C Cabinets		
72 72 ^{1/2} " high		
3 30" wide		
1 15" deep, 2 = 20" deep, 3 = 24" deep		
DH Desk Height		
B Open Bookcase		
2 Finish Type: V2		
W Wood Interior		
V316 Cabinet Finish: Maple		

Cabinets, 28³/₈" planning
72" high, wood interiors
Bookcase and file drawers

description	w	d	h	pattern no.	wood	wood	wood	wood
					interiors L	interiors V1	interiors V2	interiors V3
Cabinet, double high with file/file below, top open with one adjustable shelf	30"	20"	72 ¹ / ₂ "	RC7232DHK() () () () ()	\$3,517.	\$4,888.	\$5,496.	\$7,367.
	30"	24"	72 ¹ / ₂ "	RC7233DHK() () () () ()	3,868.	5,378.	6,050.	8,115.
	36"	20"	72 ¹ / ₂ "	RC7262DHK() () () () ()	3,819.	5,315.	5,976.	8,016.
	36"	24"	72 ¹ / ₂ "	RC7263DHK() () () () ()	4,174.	5,806.	6,529.	8,762.



Cabinet, double high with 4 files below, top open with one adjustable shelf	30"	20"	72 ¹ / ₂ "	RC7232DHO() () () () ()	3,758.	5,273.	5,936.	8,020.
	30"	24"	72 ¹ / ₂ "	RC7233DHO() () () () ()	4,183.	5,865.	6,599.	8,918.
	36"	20"	72 ¹ / ₂ "	RC7262DHO() () () () ()	4,158.	5,833.	6,583.	8,898.
	36"	24"	72 ¹ / ₂ "	RC7263DHO() () () () ()	4,622.	6,475.	7,296.	9,859.



Order Code

Example:	RC832DHK() () () () ()
R	Reff
C	Cabinet
8	86" high
3	30" wide
2	20" deep, 3 = 24" deep
DH	Desk Height
K	Open Shelves with 2 File drawers
2	Finish Type: 2
W	Wood Interior
L	Lock Option, files
B	Lock finish
T	Pull option
111	Pull finish
V316	Cabinet Finish: Maple

K = Open shelves and 2 file drawers
O = Open shelves and 4 file drawers

Specification Information

To order, please specify pattern number including:

- Interior options:**
W = Wood Interior
Cabinets with wood interior, the shelves come in the same finish as the case.
- Lock options Files:**
L = Lock hole drilled (not optional)
- Lock finish:**
B = Black
S = Matte silver
- Pull Options:**
B = No pull, No Drilling, Customer's own Pull
C = C-Pull, (Nickel finish only)
D = D - Pull (PZ or PT)
F = Bar Pull
H = Outline Pull
J = J (Routed) Pull
R = Cylinder Pull
S = S Pull
(Stainless Steel Finish only)
T = Tab Pull.
- Pull finish:**
Painted or Plated
- Cabinet Finish:**
Wood or Laminate

Application Notes

It is Not advisable to mix 28³/₈"h desk height products with 26¹/₂" standard height products.

Product on this page **Excluding J-pull option and any vertical surface over 60"**, will accept wood grain laminate, where laminate is currently an option.

Cabinets do not come with lock included.

Keying instructions must accompany all cabinet orders.

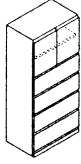
After specifying product code, provide keying instructions. Refer to page 418 for keying instructions.

Please note: Shelf adjustability is limited to approximately 2.5" up or down per shelf from predetermined shelf height.

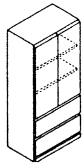
* File drawers include file bars for front to back and side to side filing. File drawers do not support bottom loading.

Cabinets, 28³/₈" planning
72" high, wood interiors
Hinge doors and file drawers

description	w	d	h	pattern no.	wood	wood	wood	wood
					interiors L	interiors V1	interiors V2	interiors V3
Storage w/4 file drwrs & hinged doors above (for desk height planning)	30"	20"	72 ¹ / ₂ "	RC7232DHFH () () () () () ()	\$3,327.	\$4,623.	\$5,211.	\$7,035.
	30"	24"	72 ¹ / ₂ "	RC7233DHFH () () () () () ()	3,681.	5,116.	5,765.	7,781.
	36"	20"	72 ¹ / ₂ "	RC7262DHFH () () () () () ()	3,660.	5,089.	5,749.	7,762.
	36"	24"	72 ¹ / ₂ "	RC7263DHFH () () () () () ()	4,046.	5,624.	6,343.	8,564.



Storage w/upper hinged doors & 2 adj shelves, bottom 2 file drawers (for desk height planning)	16"	20"	72 ¹ / ₂ "	RC7212DHGH(L/R) () () () () () ()	2,458.	3,415.	3,850.	5,197.
	16"	24"	72 ¹ / ₂ "	RC7213DHGH(L/R) () () () () () ()	2,709.	3,764.	4,243.	5,728.
	30"	20"	72 ¹ / ₂ "	RC7232DHGH () () () () () ()	3,080.	4,278.	4,826.	6,515.
	30"	24"	72 ¹ / ₂ "	RC7233DHGH () () () () () ()	3,371.	4,687.	5,282.	7,132.
	36"	20"	72 ¹ / ₂ "	RC7262DHGH () () () () () ()	3,333.	4,632.	5,222.	7,050.
	36"	24"	72 ¹ / ₂ "	RC7263DHGH () () () () () ()	3,629.	5,041.	5,684.	7,672.



Order Code

Example:	RC7232DHFH
R	Reff
C	Cabinet
72	72 ¹ / ₂ " high
3	30" wide
2	20" deep
DH	Desk Height
F	Storage with Hinge Door with 4 file drawers
H	Wood hinge doors
L	Finish Type: Laminate
W	Wood Interior
T	Tab pull Option
L	Lock option, files
N	Lock option, doors
118	Cabinet Finish
111	Pull Finish

K = Hinge door cabinet with 4 file drawers
G = Hinge door cabinet with FF

Specification Information

To order, please specify pattern number including:

- Finish Type:** L = Laminate
1 = V1
2 = V2
3 = V3
- Interior options:**
W = Wood interior
- Pull Options:**
B = No pull, No Drilling, Customer's own Pull
C = Nickel finish C-pull (nickel finish only)
D = Metal D-Pull (finish optional)
F = Bar Pull
H = Outline Pull
J = routed J-pull (finish matches case)
R = Cylinder Pull
S = S Pull (Stainless Steel Finish only)
T = Tab Pull
- Lock Option files:**
L = Lock hole drilled
Drawers are always drilled for lock. Not optional.
- Lock option Doors:**
L = Lock hole drilled
N = No lock drilling
- Lock Finish:**
B = Black
S = Matte Silver
- Cabinet Finish:**
Wood or Laminate
- Pull Finish:**
Painted and Plated

Application Notes

It is Not advisable to mix 28³/₈" desk height products with 26¹/₂" standard height products.

Product on this page **Excluding J-pull option and any vertical surface over 60"**, will accept wood grain laminate, where laminate is currently an option.

Hinge door cabinets have optional lock drilling which can be specified in the cabinet product code. Keying instructions must accompany all cabinet orders.

Drawers are always drilled for locks.

Cabinets do not come with lock included.

Keying instructions must accompany all cabinet orders.

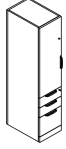
After specifying product code, provide keying instructions. Refer to page 418 for keying instructions.

Please note: Shelf adjustability is limited to approximately 2.5" up or down per shelf from predetermined shelf height.

* File drawers include file bars for front to back and side to side filing. File drawers do not support bottom loading.

Cabinets, 28³/₈" planning
 72" high, wood interiors
 Hinge doors and Box/Box/File

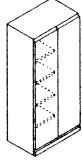
description	w	d	h	pattern no.	wood	wood	wood	wood
					interiors L	interiors V1	interiors V2	interiors V3
Storage w/upper hinged doors & 1 adj shelf, bottom box/box/file (for desk height planning)	16"	20"	72 ¹ / ₂ "	RC7212DHPH(L/R) ()()()()()	\$2,914.	\$4,017.	\$4,536.	\$6,020.
	16"	24"	72 ¹ / ₂ "	RC7213DHPH(L/R) ()()()()()	3,199.	4,378.	4,939.	6,563.



Order Code	Specification Information	Application Notes
Example: RC7212DHPH (L/R)	<i>To order, please specify pattern number including:</i>	It is Not advisable to mix 28³/₈"h desk height products with 26¹/₂" standard height products.
R Reff	1. <i>Interior options:</i> W = Wood	File drawers include file bars for front to back and side to side filing.
C Cabinet	2. <i>Lock Option Doors:</i> L = Lock hole drilled N = No lock drilling Drawers are always drilled for lock. Not optional.	File drawers do not support bottom loading.
72 72 ¹ / ₂ " high	3. <i>Lock Finish:</i> B = Black S = Matte Silver	Product on this page Excluding J-pull option and any vertical surface over 60" , will accept wood grain laminate, where laminate is currently an option.
1 16" wide	4. <i>Pull Options:</i> B = No pull, No Drilling, Customer's own Pull C = Nickel finish C-pull (nickel finish only) D = Metal D-pull (finish optional) F = Bar Pull (1 pull per door set) H = Outline Pull JN = rounded J-pull on drawers and Touch latch on Hinge doors (finish matches case) R = Cylinder Pull S = S Pull (Stainless Steel Finish only) T = Tab Pull (1 pull per door set)	Hinge door cabinets have optional lock drilling which can be specified in the cabinet product code. Keying instructions must accompany all cabinet orders.
2 20" deep	5. <i>Pull Finish:</i> Painted and Plated	Drawers are always drilled for locks.
DH Desk Height	6. <i>Cabinet Finish:</i> Wood or Laminate	After specifying product code, provide keying instructions. Refer to page 418 for keying instructions.
P Storage with Hinge Door with Box/Box/File		
H Wood hinge doors		
W Wood Interior		
T Tab pull option		
L Lock option, files		
N Lock option, doors		
118 Cabinet Finish		
B Lock Finish		
111 Pull Finish		
P = Hinge door cabinet with Box/Box/File		

Cabinets, 28³/₈" planning 72" high, wood interiors Hinge doors and wardrobe

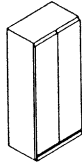
description	w	d	h	pattern no.	wood	wood	wood	wood
					interiors L	interiors V1	interiors V2	interiors V3
Wardrobe/bookcase combo w/full height doors (for desk height planning)	30"	20"	72 ¹ / ₂ "	RC7232DHEH(L/R) () () () () ()	\$3,277.	\$4,557.	\$5,136.	\$6,933.
	30"	24"	72 ¹ / ₂ "	RC7233DHEH(L/R) () () () () ()	3,648.	5,073.	5,719.	7,719.
	36"	20"	72 ¹ / ₂ "	RC7262DHEH(L/R) () () () () ()	3,580.	4,975.	5,611.	7,574.
	36"	24"	72 ¹ / ₂ "	RC7263DHEH(L/R) () () () () ()	3,981.	5,534.	6,240.	8,424.



Left hand shown

Coat rod included.
Requires one lock core per cabinet.
Shelves painted metal

Wardrobe cabinet (for desk height planning)	16"	20"	72 ¹ / ₂ "	RC7212DHDH(L/R) () () () ()	1,839.	2,557.	2,882.	3,891.
	16"	24"	72 ¹ / ₂ "	RC7213DHDH(L/R) () () () ()	2,023.	2,813.	3,170.	4,279.
	19"	20"	72 ¹ / ₂ "	RC7222DHDH(L/R) () () () ()	2,143.	3,280.	3,697.	4,807.
	19"	24"	72 ¹ / ₂ "	RC7223DHDH(L/R) () () () ()	2,214.	3,389.	3,820.	4,965.
	30"	20"	72 ¹ / ₂ "	RC7232DHDH () () () ()	2,315.	3,218.	3,626.	4,895.
	30"	24"	72 ¹ / ₂ "	RC7233DHDH () () () ()	2,544.	3,536.	3,986.	5,384.
	36"	20"	72 ¹ / ₂ "	RC7262DHDH () () () ()	2,545.	3,539.	3,989.	5,388.
	36"	24"	72 ¹ / ₂ "	RC7263DHDH () () () ()	2,799.	3,891.	4,386.	5,920.



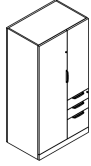
Wood interior only

Coat rod included. Order boot tray from accessories
Requires one lock core per cabinet.
Wood interior only

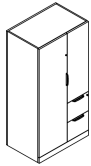
Order Code	Specification Information	Application Notes
Example: RC7232DHEH (L/R)	<i>To order, please specify pattern number including:</i>	<p>It is Not advisable to mix 28³/₈"h desk height products with 26¹/₂" standard height products.</p> <p>Product on this page Excluding J-pull option and any vertical surface over 60", will accept wood grain laminate, where laminate is currently an option.</p> <p>Hinge door cabinets have optional lock drilling which can be specified in the cabinet product code. Keying instructions must accompany all cabinet orders.</p> <p>After specifying product code, provide keying instructions. Refer to page 418 for keying instructions.</p> <p>Please note: Shelf adjustability is limited to approximately 2.5" up or down per shelf from predetermined shelf height.</p> <p>* Note: 72" high Wardrobe cabinets do not come equipped with boot tray. Please specify separately. See page 354. 20" deep Wardrobe Cabinets provide only 18" of clear storage space.</p>
R Reff	1. <i>Hinge Location, where applicable:</i> L = Left hand R = Right hand	
C Cabinet	2. <i>Finish type:</i> L = Laminate 1 = V1 2 = V2 3 = V3	
72 72 ¹ / ₂ " high	3. <i>Interior options:</i> W = Wood Interior	
3 30" wide	4. <i>Pull Options:</i> B = No pull, No Drilling, Customer's own Pull C = Nickel finish C-pull D = Metal D-pull F = Bar Pull (1 pull per door set) H = Outline Pull N = No pulls, Touch latch R = Cylinder Pull S = S-pull (Stainless Steel Finish only) T = Tab Pull (1 pull per door set)	
2 20" deep	5. <i>Lock Option Doors:</i> L = Lock hole drilled N = No lock drilling	
DH Desk Height	6. <i>Lock Finish:</i> B = Black S = Matte Silver	
E Wardrobe / Bookcase combo	7. <i>Cabinet Finish:</i> Wood or Laminate	
H Wood hinge doors	8. <i>Pull Finish:</i> Painted or Plated	
L Left hand		
L Finish Type: Laminate		
W Wood Interior		
T Tab pull option		
N Lock option, doors		
B Lock Finish		
118 Cabinet Finish		
111 Pull Finish		

E = Hinge door cabinet with full height doors, half wardrobe and shelves.
D = Wardrobe cabinet

description	w	d	h	pattern no.	wood	wood	wood	wood
					interiors L	interiors V1	interiors V2	interiors V3
Wardrobe with 1/2 height hinged door & box/box/file Cabinet	30"	20"	72 ¹ / ₂ "	RC7232DHPHW(L/R) () () () () ()	\$4,086.	\$6,084.	\$6,861.	\$9,261.
	30"	24"	72 ¹ / ₂ "	RC7233DHPHW(L/R) () () () () ()	4,236.	6,309.	7,113.	9,602.
	36"	20"	72 ¹ / ₂ "	RC7262DHPHW(L/R) () () () () ()	4,204.	6,261.	7,058.	9,528.
	36"	24"	72 ¹ / ₂ "	RC7263DHPHW(L/R) () () () () ()	4,357.	6,489.	7,315.	9,876.



Wardrobe with 1/2 height hinged door & file/file Cabinet	30"	20"	72 ¹ / ₂ "	RC7232DHGHW(L/R) () () () () ()	3,834.	5,710.	6,439.	8,691.
	30"	24"	72 ¹ / ₂ "	RC7233DHGHW(L/R) () () () () ()	3,977.	5,922.	6,678.	9,015.
	36"	20"	72 ¹ / ₂ "	RC7262DHGHW(L/R) () () () () ()	3,952.	5,886.	6,636.	8,855.
	36"	24"	72 ¹ / ₂ "	RC7263DHGHW(L/R) () () () () ()	4,098.	6,103.	6,616.	8,931.



Order Code

Example:	RC7232DHPHW (L/R)
R	Reff
C	Cabinet
72	72 ¹ / ₂ " high
3	30" wide
2	20" deep
DH	Desk Height
PHW	Box/Box/File Wardrobe combo GHW = FF Wardrobe combo
L/R	Left or Right hand
W	Wood Interior
L	Lock option, doors
111	Lock Finish
T	Pull option
111	Pull Finish
118	Cabinet Finish

Specification Information

To order, please specify pattern number including:

- Interior options:**
W = Wood Interior
- Lock Options Doors:**
L = Lock hold drilled
N = No lock drilling
Drawers are always drilled for lock. Not optional
- Lock Finish:**
B = Black
S = Matte Silver
- Pull Options:**
B = No pull, No Drilling, Customer's own Pull
C = Nickel finish C-pull (nickel finish only)
D = Metal D-pull (finish optional)
F = Bar Pull (1 pull per door set)
H = Outline Pull
JN = Routed J-pull on drawers and touch latch on Hinge doors (finish matches case)
R = Cylinder Pull
S = S Pull (Stainless Steel Finish only)
T = Tab Pull (1 pull per door set)
- Pull Finish:**
Painted or Plated
- Cabinet Finish:**
Wood or Laminate

Application Notes

It is Not advisable to mix 28³/₈"h desk height products with 26¹/₂" standard height products.

Product on this page **Excluding J-pull option and any vertical surface over 60"**, will accept wood grain laminate, where laminate is currently an option.

Hinge door cabinets have optional lock drilling which can be specified in the cabinet product code. Keying instructions must accompany all cabinet orders.

Drawers are always drilled for locks.

After specifying product code, provide keying instructions. Refer to page 418 for keying instructions.

The Wardrobe Cabinets on this page come equipped with a coat rod and top shelf.

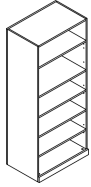
The 1/2 height hinge door comes with **touch latch only** and is non locking. It also comes with 2 adjustable shelves.

Please note: Shelf adjustability is limited to approximately 2.5" up or down per shelf from predetermined shelf height.

File drawers include file bars for front to back and side to side filing. File drawers do not support bottom loading.

Cabinets, 28³/₈" planning
86" high, metal interiors
Bookcase

description	w	d	h	pattern no.	metal interiors L	metal interiors V1	metal interiors V2	metal interiors V3
Cabinet, with shelving	30"	15"	86"	RC831DHB () ()	\$2,277.	\$3,119.	\$3,590.	\$5,307.
	36"	15"	86"	RC861DHB () ()	2,590.	3,528.	4,059.	5,998.



Order Code

Example:	RC831DHB () ()
R	Reff
C	Cabinet
8	86" high, Actual height
3	30" wide
1	15" deep
DH	Desk Height
B	Open Bookcase
2	Finish Type: V2
M	Metal Interior
V316	Cabinet Finish: Maple

Specification Information

To order, please specify pattern number including:

- Finish Type:*
L = Laminate
1 = V1
2 = V2
3 = V3
- Interior Options:*
M = Metal Interior
Cabinets with metal interior, the shelves are in painted metal.
For laminate cases, the shelves are painted to match ie. 114 case = 114 painted shelves.
For wood cases, the shelves are painted black ie. V316 case = black shelves.
- Cabinet Finish:* Wood or Laminate

Application Notes

It is Not advisable to mix 28³/₈" desk height products with 26¹/₂" standard height products.

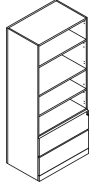
Product on this page **Excluding J-pull option and any vertical surface over 60"**, will accept wood grain laminate, where laminate is currently an option.

Anchor brackets are included for 15" deep bookcases.

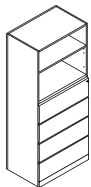
Please note: Shelf adjustability is limited to approximately 2.5" up or down per shelf from predetermined shelf height.

Cabinets, 28³/₈" planning
86" high, metal interiors
Bookcase and file drawers

description	w	d	h	pattern no.	metal interiors L	metal interiors V1	metal interiors V2	metal interiors V3
Cabinet, double high with file/file below, top open with one adjustable shelf	30"	20"	86"	RC832DHK() () () () ()	\$3,422.	\$4,762.	\$5,388.	\$7,273.
	30"	24"	86"	RC833DHK() () () () ()	3,774.	5,245.	5,938.	8,016.
	36"	20"	86"	RC862DHK() () () () ()	3,722.	5,180.	5,866.	7,919.
	36"	24"	86"	RC863DHK() () () () ()	4,078.	5,672.	6,419.	8,665.



Cabinet, double high with 4 files below, top open with one adjustable shelf	30"	20"	86"	RC832DHO() () () () ()	3,644.	5,123.	5,808.	7,907.
	30"	24"	86"	RC833DHO() () () () ()	4,068.	5,711.	6,472.	8,806.
	36"	20"	86"	RC862DHO() () () () ()	4,045.	5,682.	6,436.	8,756.
	36"	24"	86"	RC863DHO() () () () ()	4,512.	6,328.	7,166.	9,742.



Order Code

Example:	RC832DHK() () () () ()
R	Reff
C	Cabinet
8	86" high , Actual height
3	30" wide
2	20" deep, 3 = 24" deep
DH	Desk Height
K	Open Shelves with 2 File drawers
2	Finish Type: 2
M	Metal Interior
T	Pull Option
L	Lock Option, files
V316	Cabinet Finish: Maple
111	Pull Finish

K = Open shelves and 2 file drawers
O = Open shelves and 4 file drawers

Specification Information

To order, please specify pattern number including:

1. *Finish type:*
L = Laminate
1 = V1
2 = V2
3 = V3
2. *Interior options:*
M = Metal Interior
Cabinets with metal interior, the shelves come in painted metal. For laminate cases, the shelves are painted to match ie. 114 case = 114 painted shelves. For wood cases, the shelves are painted black ie. V316 case = black shelves.
3. *Pull Options:*
B = No pull, No Drilling, Customer's own Pull
C = C-Pull, (Nickel finish only)
D = D - Pull (PZ or PT)
F = Bar Pull
H = Outline Pull
J = J (Routed) Pull
R = Cylinder Pull
S = S Pull (Stainless Steel Finish only)
T = Tab Pull.
4. *Lock options Files:*
L = Lock hole drilled (not optional)
5. *Cabinet Finish:*
Wood or Laminate
6. *Pull Finish:*
Painted or Plated

Application Notes

It is Not advisable to mix 28³/₈" desk height products with 26¹/₂" standard height products.

Product on this page **Excluding J-pull option and any vertical surface over 60"**, will accept wood grain laminate, where laminate is currently an option.

Drawers are always drilled for lock.

After specifying product code, provide keying instructions. Refer to page 418 for keying instructions.

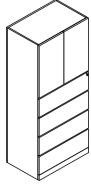
Cabinets on this page are engineered to align with front sets of 28³/₈" pedestals and are intended for "desk height" planning application. **Do not mix products from 26¹/₂"h (standard ht.) planning model with 28³/₈"h (desk height) planning model in any one configuration.**

Please note: Shelf adjustability is limited to approximately 2.5" up or down per shelf from predetermined shelf height.

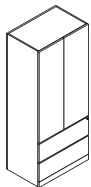
* File drawers include file bars for front to back and side to side filing. File drawers do not support bottom loading.

Cabinets, 28³/₈" planning
86" high, metal interiors
Hinge doors and file drawers

description	w	d	h	pattern no.	metal interiors L	metal interiors V1	metal interiors V2	metal interiors V3
Cabinet, hinged doors/ shelves 4 file drawers	30"	20"	86"	RC832DHF () () (L) () () ()	\$3,829.	\$5,321.	\$6,002.	\$8,101.
	30"	24"	86"	RC833DHF () () (L) () () ()	4,253.	5,910.	6,665.	8,998.
	36"	20"	86"	RC862DHF () () (L) () () ()	4,230.	5,881.	6,629.	8,949.
	36"	24"	86"	RC863DHF () () (L) () () ()	4,698.	6,526.	7,359.	9,935.



Cabinet, hinged doors/ shelves 2 file drawers	16"	20"	86"	RC812DHGH (L/R) () () ()	3,031.	4,639.	5,190.	6,497.
	16"	24"	86"	RC813DHGH (L/R) () () ()	3,109.	4,763.	5,356.	6,820.
	30"	20"	86"	RC832DHG () () (L) () () ()	3,534.	4,909.	5,533.	7,471.
	30"	24"	86"	RC833DHG () () (L) () () ()	3,885.	5,396.	6,086.	8,214.
	36"	20"	86"	RC862DHG () () (L) () () ()	3,834.	5,329.	6,010.	8,118.
	36"	24"	86"	RC863DHG () () (L) () () ()	4,189.	5,823.	6,564.	8,864.



Coat rod included.

Order Code	Specification Information	Application Notes
Example: RC832DHF () () (L) () () ()	<i>To order, please specify pattern number including:</i>	It is Not advisable to mix 28³/₈" desk height products with 26¹/₂" standard height products.
R Reff	1. <i>Finish type:</i> L = Laminate 1 = V1 2 = V2 3 = V3	Please note: Shelf adjustability is limited to approximately 2.5" up or down per shelf from predetermined shelf height.
C Cabinet	2. <i>Interior options:</i> M = Metal Interior	File drawers include file bars for front to back and side to side filing. File drawers do not support bottom loading.
8 86" high, Actual height	Cabinets with metal interior, the shelves come in painted metal. For laminate cases, the shelves are painted to match ie. 114 case = 114 painted shelves.	*Note: 86" high Wardrobe Cabinets do not come equipped with boot tray. Please specify separately. See page 354.
3 30" wide	For wood cases, the shelves are painted black ie. V316 case = black shelves.	20" deep Wardrobe Cabinets provide only 18" of clear storage space.
2 20" deep	3. <i>Pull Options:</i> B = No pull, No Drilling, Customer's own Pull C = C-Pull, (Nickel finish only) D = D - Pull (PZ or PT only) F = Bar Pull (1 pull per door set) H = Outline Pull JN = J (Routed) Pull on drawers, Touch latch on hinge doors R = Cylinder Pull S = S Pull (Stainless Steel Finish only) T = Tab Pull (1 pull per door set)	Hinge door cabinets have optional lock drilling which can be specified in the cabinet product code. Keying instructions must accompany all cabinet orders.
DH Desk Height	4. <i>Lock options Files:</i> L = Lock hole drilled (not optional)	Drawers are always drilled for locks.
F Storage with Hinge Door with 4 file drawers	5. <i>Lock Option Doors:</i> L = Lock hole drilled N = No lock drilling	After specifying product code, provide keying instructions. Refer to page 418 for keying instructions.
L Finish Type: Laminate	6. <i>Lock Finish:</i> B = Black S = Matte Silver	
M Metal Interior	7. <i>Cabinet Finish:</i> Wood or Laminate	
T Tab pull option	8. <i>Pull Finish:</i> Painted or Plated	
L Lock option, files		
N Lock option, doors		
B Lock Finish		
118 Cabinet Finish		
111 Pull Finish		
F = Hinge door cabinet with 4 file drawers		
G = Hinge door cabinet with FF		
P = Hinge door cabinet with BBF		

Cabinets, 28³/₈" planning
 86" high, metal interiors
 Hinge doors and Box box file drawers

description	w	d	h	pattern no.	metal interiors L	metal interiors V1	metal interiors V2	metal interiors V3
Cabinet, hinged doors shelve	16"	20"	86"	RC812DHPH(L/R)()()()	\$3,196.	\$4,814.	\$5,374.	\$6,702.
Box box file drawers	16"	24"	86"	RC813DHPH(L/R)()()()	3,283.	4,948.	5,549.	7,034.

Coat rod included.

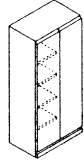


Order Code	Specification Information	Application Notes
Example: RC812DHPH(L/R)()()()	<i>To order, please specify pattern number including:</i>	It is Not advisable to mix 28³/₈"h desk height products with 26¹/₂" standard height products.
R Reff		Please note: Shelf adjustability is limited to approximately 2.5" up or down per shelf from predetermined shelf height.
C Cabinet	1. <i>Interior options:</i> M = Metal Interior Cabinets with metal interior, the shelves come in painted metal. For laminate cases, the shelves are painted to match ie. 114 case = 114 painted shelves. For wood cases, the shelves are painted black ie. V316 case = black shelves.	Product on this page Excluding J-pull option and any vertical surface over 60" , will accept wood grain laminate, where laminate is currently an option.
8 86" high, Actual height		Hinge door cabinets have optional lock drilling which can be specified in the cabinet product code. Keying instructions must accompany all cabinet orders.
3 30" wide		Drawers are always drilled for locks.
1 16" deep		After specifying product code, provide keying instructions. Refer to page418 for keying instructions.
DH Desk Height	2. <i>Lock Option Doors:</i> L = Lock hole drilled N = No lock drilling	
P Hinge door with BBF	3. <i>Lock Finish:</i> B = Black S = Matte Silver	
H Hinge door	4. <i>Pull Options:</i> B = No pull, No Drilling, Customer's own Pull C = C-Pull, (Nickel finish only) D = D - Pull (PZ or PT only) F = Bar Pull (1 pull per door set) H = Outline Pull JN = J (Routed) Pull on drawers, Touch latch on hinge doors R = Cylinder Pull S = S Pull (Stainless Steel Finish only) T = Tab Pull (1 pull per door set)	*Note: 86" high Wardrobe Cabinets do not come equipped with boot tray. Please specify separately. See page354. 20" deep Wardrobe Cabinets provide only 18" of clear storage space.
M Metal Interior Option	5. <i>Pull Finish:</i> Painted or Plated	
L Lock option doors	6. <i>Cabinet Finish:</i> Wood or Laminate	
B Lock finish		
T Pull option		
111 Pull finish		
118 Cabinet Finish		

F = Hinge door cabinet with 4 file drawers
G = Hinge door cabinet with FF
P = Hinge door cabinet with BBF

Cabinets, 28³/₈" planning
 86" high, metal interiors
 Hinge doors with shelves and wardrobe

description	w	d	h	pattern no.	metal	metal	metal	metal
					interiors L	interiors V1	interiors V2	interiors V3
Cabinet, wardrobe/ bookcase combo full height doors	30"	20"	86"	RC832DHEH(L/R)() () () () ()	\$3,565.	\$4,960.	\$5,585.	\$7,540.
	30"	24"	86"	RC833DHEH(L/R)() () () () ()	3,952.	5,497.	6,192.	8,361.
	36"	20"	86"	RC862DHEH(L/R)() () () () ()	3,881.	5,395.	6,079.	8,209.
	36"	24"	86"	RC863DHEH(L/R)() () () () ()	4,298.	5,977.	6,735.	9,094.



Left hand shown

Shelves; painted metal.

Order Code

Example:	RC832DHEH (L/R)
R	Reff
C	Cabinet
8	86" high, Actual height
3	30" wide
2	20" deep
DH	Desk Height
E	Wardrobe / Bookcase combo
H	Wood hinge doors
(L/R)	Left hand or Right hand
L	Finish Type: Laminate
M	Metal Interior
T	Tab pull option
N	Lock option, doors
B	Lock Finish
118	Cabinet Finish
111	Pull Finish

E = Hinge door cabinet with full height doors, half wardrobe and shelves

Specification Information

To order, please specify pattern number including:

1. Hinge Location where applicable:

- L = Left hand
- R = Right hand

2. Finish type:

- L = Laminate
- 1 = V1
- 2 = V2
- 3 = V3

3. Interior options:

- M = Metal Interior
- Cabinets with metal interior, the shelves come in painted metal.
- For laminate cases, the shelves are painted to match ie. 114 case = 114 painted shelves.
- For wood cases, the shelves are painted black ie. V316 case = black shelves.

4. Pull Options:

- B = No pull, No Drilling, Customer's own Pull
- C = C-Pull, (Nickel finish only)
- D = D-Pull (PZ or PT only)
- F = Bar Pull (1 pull per door set)
- H = Outline Pull
- N = No pull, Touch Latch
- R = Cylinder Pull
- S = S Pull (Stainless Steel Finish only)
- T = Tab Pull (1 pull per door set)

5. Lock Option Doors:

- L = Lock hole drilled
- N = No lock drilling

6. Lock Finish:

- B = Black
- S = Matte Silver

7. Cabinet Finish:

- Wood or Laminate

8. Pull Finish:

- Painted or Plated

It is Not advisable to mix 28³/₈"h desk height products with 26¹/₂" standard height products.

Product on this page **Excluding J-pull option and any vertical surface over 60"**, will accept wood grain laminate, where laminate is currently an option.

Hinge door cabinets have optional lock drilling which can be specified in the cabinet product code. Keying instructions must accompany all cabinet orders.

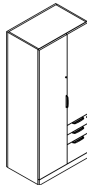
After specifying product code, provide keying instructions. Refer to page 418 for keying instructions.

Please note: Shelf adjustability is limited to approximately 2.5" up or down per shelf from predetermined shelf height

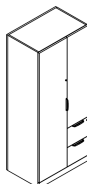
*Note:
86" high wardrobe cabinets come equipped with a coat rod.

20" deep wardrobe cabinets provide only 18" of clear storage space.

description	w	d	h	pattern no.	metal	metal	metal	metal
					interiors L	interiors V1	interiors V2	interiors V3
Wardrobe with 1/2 height hinged door & box/box/file Cabinet	30"	20"	86"	RC832DHPHW(L/R) () () () () ()	\$3,782.	\$5,786.	\$6,524.	\$9,134.
	30"	24"	86"	RC833DHPHW(L/R) () () () () ()	3,949.	6,042.	6,812.	9,537.
	36"	20"	86"	RC862DHPHW(L/R) () () () () ()	3,933.	6,018.	6,785.	9,498.
	36"	24"	86"	RC863DHPHW(L/R) () () () () ()	4,104.	6,279.	7,079.	9,911.



Wardrobe with 1/2 height hinged door & file/file Cabinet	30"	20"	86"	RC832DHGHW(L/R) () () () () ()	3,644.	5,576.	6,287.	8,802.
	30"	24"	86"	RC833DHGHW(L/R) () () () () ()	3,800.	5,814.	6,555.	9,177.
	36"	20"	86"	RC862DHGHW(L/R) () () () () ()	3,796.	5,807.	6,547.	9,167.
	36"	24"	86"	RC863DHGHW(L/R) () () () () ()	3,955.	6,051.	6,822.	9,550.



Order Code

Example:	RC822DHPHW (L/R)
R	Reff
C	Cabinet
8	86" high
3	30" wide
2	20" deep
DH	Desk Height
PHW	Box/Box/File Wardrobe combo GHW = FF Wardrobe combo
L/R	Left or Right hand
M	Metal Interior
L	Lock option, doors
111	Lock Finish
T	Pull option
111	Pull Finish
118	Cabinet Finish

Specification Information

To order, please specify pattern number including:

- Interior options:**
M = Metal Interior
- Lock Options Doors:**
L = Lock hold drilled
N = No lock drilling
Drawers are always drilled for lock. Not optional
- Lock Finish:**
B = Black
S = Matte Silver
- Pull Options:**
B = No pull, No Drilling, Customer's own Pull
C = Nickel finish C-pull (nickel finish only)
D = Metal D-pull (finish optional)
F = Bar Pull (1 pull per door set)
H = Outline Pull
JN = Routed J-pull on drawers and touch latch on Hinge doors (finish matches case)
R = Cylinder Pull
S = S Pull (Stainless Steel Finish only)
T = Tab Pull (1 pull per door set)
- Pull Finish:**
Painted or Plated
- Cabinet Finish:**
Wood or Laminate

Application Notes

It is Not advisable to mix 28³/₈"h desk height products with 26¹/₂" standard height products.

Product on this page **Excluding J-pull option and any vertical surface over 60"**, will accept wood grain laminate, where laminate is currently an option.

Hinge door cabinets have optional lock drilling which can be specified in the cabinet product code. Keying instructions must accompany all cabinet orders.

Drawers are always drilled for locks.

After specifying product code, provide keying instructions. Refer to page 418 for keying instructions.

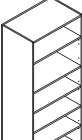
The Wardrobe Cabinets on this page come equipped with a coat rod and top shelf.

The 1/2 height hinge door comes with **touch latch only** and is non locking. It also comes with 2 adjustable shelves.

Please note: Shelf adjustability is limited to approximately 2.5" up or down per shelf from predetermined shelf height.

File drawers include file bars for front to back and side to side filing. File drawers do not support bottom loading.

Cabinets, 28³/₈" planning
86" high, wood interiors
Bookcase

description	w	d	h	pattern no.	wood	wood	wood	wood
					interiors L	interiors V1	interiors V2	interiors V3
 Cabinet, with shelving	30"	15"	86"	RC831DHB() ()	\$2,418.	\$3,310.	\$3,808.	\$5,608.
	30"	20"	86"	RC832DHB() ()	2,493.	3,412.	3,927.	5,781.
	30"	24"	86"	RC833DHB() ()	2,760.	3,760.	4,322.	6,364.
	36"	15"	86"	RC861DHB() ()	2,731.	3,718.	4,278.	6,297.
	36"	20"	86"	RC862DHB() ()	2,815.	3,833.	4,410.	6,492.
	36"	24"	86"	RC863DHB() ()	3,065.	4,179.	4,805.	7,077.

Order Code

Example:	RC831DHB() ()
R	Reff
C	Cabinet
8	86" high, Actual height
3	30" wide
1	15" deep, 2 = 20" deep, 3 = 24" deep
DH	Desk Height
B	Open Bookcase
2	Finish Type: V2
W	Wood Interior
V316	Cabinet Finish: Maple

Specification Information

To order, please specify pattern number including:

- Finish Type:**
L = Laminate
1 = V1
2 = V2
3 = V3
- Interior Options:**
W = Wood Interior
Cabinets with wood interior, the shelves come in the same finish as the case.
- Cabinet Finish:** Wood or Laminate

Application Notes

It is Not advisable to mix 28³/₈" desk height products with 26¹/₂" standard height products.

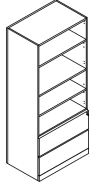
Product on this page **Excluding J-pull option and any vertical surface over 60"**, will accept wood grain laminate, where laminate is currently an option.

Anchor brackets are included for 15" deep bookcases.

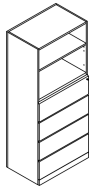
Please note: Shelf adjustability is limited to approximately 2.5" up or down per shelf from predetermined shelf height.

Cabinets, 28³/₈" planning 86" high, wood interiors Bookcase and File drawers

description	w	d	h	pattern no.	wood interiors L	wood interiors V1	wood interiors V2	wood interiors V3
Cabinet, double high with file/file below, top open with one adjustable shelf	30"	20"	86"	RC832DHK() () () () ()	\$3,596.	\$5,000.	\$5,660.	\$7,641.
	30"	24"	86"	RC833DHK() () () () ()	3,947.	5,489.	6,214.	8,388.
	36"	20"	86"	RC862DHK() () () () ()	3,898.	5,426.	6,139.	8,290.
	36"	24"	86"	RC863DHK() () () () ()	4,252.	5,917.	6,692.	9,036.



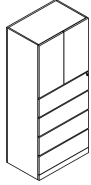
Cabinet, double high with 4 files below, top open with one adjustable shelf	30"	20"	86"	RC832DHO() () () () ()	3,837.	5,384.	6,100.	8,294.
	30"	24"	86"	RC833DHO() () () () ()	4,262.	5,976.	6,763.	9,192.
	36"	20"	86"	RC862DHO() () () () ()	4,236.	5,944.	6,748.	9,172.
	36"	24"	86"	RC863DHO() () () () ()	4,701.	6,586.	7,460.	10,133.



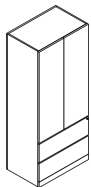
Order Code	Specification Information	Application Notes
Example: RC832DHK() () () () ()	<i>To order, please specify pattern number including:</i>	It is Not advisable to mix 28³/₈" desk height products with 26¹/₂" standard height products.
R Reff	1. <i>Finish type:</i> L = Laminate 1 = V1 2 = V2 3 = V3	
C Cabinet	2. <i>Interior options:</i> W = Wood Interior Cabinets with wood interior, the shelves come in the same finish as the case.	Product on this page Excluding J-pull option and any vertical surface over 60" , will accept wood grain laminate, where laminate is currently an option.
8 86" high	3. <i>Pull Options:</i> B = No pull, No Drilling, Customer's own Pull C = C-Pull, (Nickel finish only) D = D - Pull (PZ or PT) F = Bar Pull H = Outline Pull J = J (Routed) Pull R = Cylinder Pull S = S Pull (Stainless Steel Finish only) T = Tab Pull.	Drawers are always drilled for locks.
3 30" wide	4. <i>Lock options Files:</i> L = Lock hole drilled (not optional)	Cabinets do not come with lock included.
2 20" deep, 3 = 24" deep	5. <i>Cabinet Finish:</i> Wood or Laminate	Keying instructions must accompany all cabinet orders.
DH Desk Height	6. <i>Pull Finish:</i> Painted or Plated	After specifying product code, provide keying instructions. Refer to page 418 for keying instructions.
K Open Shelves with 2 File drawers		Please note: Shelf adjustability is limited to approximately 2.5" up or down per shelf from predetermined shelf height.
2 Finish Type: 2		* File drawers include file bars for front to back and side to side filing. File drawers do not support bottom loading.
W Wood Interior		
T Pull Option		
L Lock Option, files		
V316 Cabinet Finish: Maple		
111 Pull Finish		
K = Open shelves and 2 file drawers		
O = Open shelves and 4 file drawers		

Cabinets, 28^{3/8}" planning
86" high, wood interiors
Hinge doors and file drawers

description	w	d	h	pattern no.	wood	wood	wood	wood
					interiors L	interiors V1	interiors V2	interiors V3
Cabinet, hinged doors/ shelves 4 file drawers	30"	20"	86"	RC832DHF () () (L) () () ()	\$4,005.	\$5,563.	\$6,274.	\$8,471.
	30"	24"	86"	RC833DHF () () (L) () () ()	4,430.	6,156.	6,940.	9,368.
	36"	20"	86"	RC862DHF () () (L) () () ()	4,405.	6,124.	6,923.	9,346.
	36"	24"	86"	RC863DHF () () (L) () () ()	4,869.	6,767.	7,637.	10,277.



Cabinet, hinged doors/ shelves 2 file drawers	16"	20"	86"	RC812DHGH (L/R) () () () ()	3,303.	4,965.	5,518.	6,784.
	16"	24"	86"	RC813DHGH (L/R) () () () ()	3,387.	5,110.	5,709.	7,133.
	30"	20"	86"	RC832DHG () () (L) () () ()	3,708.	5,149.	5,808.	7,840.
	30"	24"	86"	RC833DHG () () (L) () () ()	4,059.	5,640.	6,359.	8,583.
	36"	20"	86"	RC862DHG () () (L) () () ()	4,009.	5,575.	6,284.	8,482.
	36"	24"	86"	RC863DHG () () (L) () () ()	4,365.	6,066.	6,839.	9,234.



Coat rod included.

Order Code	Specification Information	Application Notes
Example: RC832DHF () () (L) () () ()	<i>To order, please specify pattern number including:</i>	It is Not advisable to mix 28^{3/8}"h desk height products with 26^{1/2}" standard height products.
R Reff	1. <i>Finish type:</i> L = Laminate 1 = V1 2 = V2 3 = V3	Product on this page Excluding J-pull option and any vertical surface over 60" , will accept wood grain laminate, where laminate is currently an option.
C Cabinet	2. <i>Interior options:</i> W = Wood Interior	Hinge door cabinets have optional lock drilling which can be specified in the cabinet product code. Keying instructions must accompany all cabinet orders.
8 86" high, Actual height	3. <i>Pull Options:</i> B = No pull, No Drilling, Customer's own Pull C = C-Pull, (Nickel finish only) D = D - Pull (PZ or PT only) F = Bar Pull (1 pull per door set) H = Outline Pull JN = J (Routed) Pull on drawers, Touch latch on Hinge doors R = Cylinder Pull S = S Pull (Stainless Steel Finish only) T = Tab Pull (1 pull per door set)	Drawers are always drilled for locks.
3 30" wide	4. <i>Lock options Files:</i> L = Lock hole drilled (not optional)	After specifying product code, provide keying instructions. Refer to page 418 for keying instructions.
2 20" deep	5. <i>Lock Option Doors:</i> L = Lock hole drilled N = No lock drilling	
DH Desk Height	6. <i>Lock Finish:</i> B = Black S = Matte Silver	
F Storage with Hinge Door with 4 file drawers	7. <i>Cabinet Finish:</i> Wood or Laminate	
H Wood hinge doors	8. <i>Pull Finish:</i> Painted or Plated	
L Finish Type: Laminate		
W Wood Interior		
T Tab pull option		
L Lock option, files		
N Lock option, doors		
B Lock Finish		
118 Cabinet Finish		
111 Pull Finish		

F = Hinge door cabinet with 4 file drawers

G = Hinge door cabinet with FF

P = Hinge door cabinet with BBF

Please note: Shelf adjustability is limited to approximately 2.5" up or down per shelf from predetermined shelf height.

File drawers include file bars for front to back and side to side filing. File drawers do not support bottom loading.

*Note: 86" high Wardrobe Cabinets do not come equipped with boot tray. Please specify separately. See page 354.
20" deep Wardrobe Cabinets provide only 18" of clear storage space.

Cabinets, 28³/₈" planning
 86" high, wood interiors
 Hinge doors and Box box file drawers

description	w	d	h	pattern no.	wood interiors L	wood interiors V1	wood interiors V2	wood interiors V3
Cabinet, hinged doors shelve	16"	20"	86"	RC812DHPH(L/R)()()()	\$4,153.	\$6,018.	\$6,638.	\$8,067.
Box box file drawers	16"	24"	86"	RC813DHPH(L/R)()()()	4,260.	6,194.	6,864.	8,470.



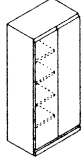
Coat rod included.

Order Code	Specification Information	Application Notes
Example: RC812DHPH(L/R)()()()	<i>To order, please specify pattern number including:</i>	It is Not advisable to mix 28³/₈"h desk height products with 26¹/₂" standard height products.
R Reff	1. <i>Interior options:</i> W = Wood Interior	Product on this page Excluding J-pull option and any vertical surface over 60" , will accept wood grain laminate, where laminate is currently an option.
C Cabinet	2. <i>Lock Option Doors:</i> L = Lock hole drilled N = No lock drilling	Hinge door cabinets have optional lock drilling which can be specified in the cabinet product code. Keying instructions must accompany all cabinet orders.
8 86" high, Actual height	3. <i>Lock Finish:</i> B = Black S = Silver	Drawers are always drilled for locks.
3 30" wide	4. <i>Pull Options:</i> B = No pull, No Drilling, Customer's own Pull C = C-Pull, (Nickel finish only) D = D - Pull (PZ or PT only) F = Bar Pull (1 pull per door set) H = Outline Pull JN = J (Routed) Pull on drawers, Touch latch on Hinge doors R = Cylinder Pull S = S Pull (Stainless Steel Finish only) T = Tab Pull (1 pull per door set)	After specifying product code, provide keying instructions. Refer to page418 for keying instructions.
1 16" deep	5. <i>Pull Finish:</i> Painted or Plated	
DH Desk Height	6. <i>Cabinet Finish:</i> Wood or Laminate	
P Hinge door with BBF		
H Hinge doors		
W Wood Interior Option		
L Lock option doors		
B Lock finish		
T Pull option		
111 Pull finish		
V319 Cabinet Finish		

F = Hinge door cabinet with 4 file drawers
 G = Hinge door cabinet with FF
 P = Hinge door cabinet with BBF

Cabinets, 28³/₈" planning
86" high, wood interiors
Hinge doors with shelves and wardrobe

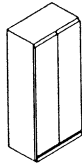
description	w	d	h	pattern no.	wood interiors L	wood interiors V1	wood interiors V2	wood interiors V3
Cabinet, wardrobe/ bookcase combo full height doors	30"	20"	86"	RC832DHEH(L/R)() () () () ()	\$3,756.	\$5,222.	\$5,887.	\$7,947.
	30"	24"	86"	RC833DHEH(L/R)() () () () ()	4,182.	5,813.	6,554.	8,847.
	36"	20"	86"	RC862DHEH(L/R)() () () () ()	4,104.	5,702.	6,430.	8,682.
	36"	24"	86"	RC863DHEH(L/R)() () () () ()	4,564.	6,343.	7,153.	9,655.



Left hand shown

Requires one lock core per cabinet.
Coat rod included.

description	w	d	h	pattern no.	wood interiors L	wood interiors V1	wood interiors V2	wood interiors V3
Cabinet, wardrobe (for desk height planning)	16"	20"	86"	RC812DHDH(L/R)() () () () ()	2,480.	3,945.	4,448.	5,781.
	16"	24"	86"	RC813DHDH(L/R)() () () () ()	2,570.	4,090.	4,609.	5,992.
	19"	20"	86"	RC822DHDH(L/R)() () () () ()	2,577.	4,101.	4,623.	6,009.
	19"	24"	86"	RC823DHDH(L/R)() () () () ()	2,670.	4,248.	4,788.	6,224.
	30"	20"	86"	RC832DHDH() () () () ()	2,945.	4,684.	5,282.	6,866.
	30"	24"	86"	RC833DHDH() () () () ()	3,046.	4,847.	5,463.	7,101.
	36"	20"	86"	RC862DHDH() () () () ()	3,175.	5,051.	5,694.	7,402.
	36"	24"	86"	RC863DHDH() () () () ()	3,284.	5,227.	5,892.	7,659.

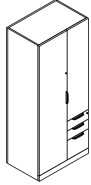


Wood interior only

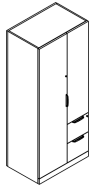
Requires one lock core per cabinet.
Coat rod included. Order boot tray from accessories

Order Code	Specification Information	Application Notes
Example: RC832DHEH (L/R)	<i>To order, please specify pattern number including:</i>	<p>It is Not advisable to mix 28³/₈"h desk height products with 26¹/₂" standard height products.</p> <p>Product on this page Excluding J-pull option and any vertical surface over 60", will accept wood grain laminate, where laminate is currently an option.</p> <p>Hinge door cabinets have optional lock drilling which can be specified in the cabinet product code. Keying instructions must accompany all cabinet orders.</p> <p>After specifying product code, provide keying instructions. Refer to page 418 for keying instructions.</p>
R Reff	<i>1. Hinge Location where applicable:</i> L = Left hand R = Right hand	
C Cabinet	<i>2. Finish type:</i> L = Laminate 1 = V1 2 = V2 3 = V3	<p>Please note: Shelf adjustability is limited to approximately 2.5" up or down per shelf from predetermined shelf height</p> <p>*Note: 86" high wardrobe cabinets come equipped with a coat rod.</p> <p>20" deep wardrobe cabinets provide only 18" of clear storage space.</p> <p>Boot trays are not included with these cabinets. To order boot trays, refer to page 232.</p>
8 86" high, Actual height	<i>3. Interior options:</i> W = Wood Interior	
3 30" wide	<i>4. Pull Options:</i> B = No pull, No Drilling, Customer's own Pull C = Nickel Finish C-pull D = Metal D-pull F = Bar Pull (1 pull per door set) H = Outline Pull N = No pull, Touch Latch R = Cylinder Pull S = S-pull (Stainless Steel Finish only) T = Tab Pull (1 pull per door set)	
2 20" deep	<i>5. Lock Option Doors:</i> L = Lock hole drilled N = No lock drilling	
DH Desk Height	<i>6. Lock Finish:</i> B = Black S = Matte Silver	
E Wardrobe / Bookcase combo	<i>7. Cabinet Finish:</i> Wood or Laminate	
H Wood hinge doors	<i>8. Pull Finish:</i> Painted or Plated	
(L/R) Left hand or Right hand		
L Finish Type: Laminate		
W Wood Interior		
T Tab pull option		
N Lock option, doors		
B Lock Finish		
118 Cabinet Finish		
111 Pull Finish		
E = Hinge door cabinet with full height doors, half wardrobe and shelves		
D = Wardrobe Cabinet		

description	w	d	h	pattern no.	wood	wood	wood	wood
					interiors L	interiors V1	interiors V2	interiors V3
Wardrobe with 1/2 height hinged door & box/box/file Cabinet	30"	20"	86"	RC832DHPHW(L/R) () () () () ()	\$4,440.	\$6,792.	\$7,658.	\$10,567.
	30"	24"	86"	RC833DHPHW(L/R) () () () () ()	4,619.	7,067.	7,967.	10,995.
	36"	20"	86"	RC862DHPHW(L/R) () () () () ()	4,591.	7,024.	7,919.	10,995.
	36"	24"	86"	RC863DHPHW(L/R) () () () () ()	4,774.	7,303.	8,235.	11,364.



Wardrobe with 1/2 height hinged door & file/file Cabinet	30"	20"	86"	RC832DHGHW(L/R) () () () () ()	4,196.	6,420.	7,238.	9,989.
	30"	24"	86"	RC833DHGHW(L/R) () () () () ()	4,367.	6,681.	7,533.	10,396.
	36"	20"	86"	RC862DHGHW(L/R) () () () () ()	4,345.	6,649.	7,496.	10,346.
	36"	24"	86"	RC863DHGHW(L/R) () () () () ()	4,522.	6,919.	7,800.	10,764.



Order Code

Example:	RC832DHPHW (L/R)
R	Reff
C	Cabinet
8	86" high
3	30" wide
2	20" deep
DH	Desk Height
PHW	Box/Box/File Wardrobe combo GHW = FF Wardrobe combo
L/R	Left or Right hand
W	Wood Interior
L	Lock option, doors
111	Lock Finish
T	Pull option
111	Pull Finish
118	Cabinet Finish

E = Hinge door cabinet with full height doors, half wardrobe and shelves

To order, please specify pattern number including:

- Interior options:**
W = Wood Interior
- Lock Options Doors:**
L = Lock hold drilled
N = No lock drilling
Drawers are always drilled for lock. Not optional
- Lock Finish:**
B = Black
S = Matte Silver
- Pull Options:**
B = No pull, No Drilling, Customer's own Pull
C = Nickel finish C-pull (nickel finish only)
D = Metal D-pull (finish optional)
F = Bar Pull (1 pull per door set)
H = Outline Pull
JN = Routed J-pull on drawers and touch latch on Hinge doors (finish matches case)
R = Cylinder Pull
S = S Pull (Stainless Steel Finish only)
T = Tab Pull (1 pull per door set)
- Pull Finish:**
Painted or Plated
- Cabinet Finish:**
Wood or Laminate

It is Not advisable to mix 28³/₈"h desk height products with 26¹/₂" standard height products.

Product on this page **Excluding J-pull option and any vertical surface over 60"**, will accept wood grain laminate, where laminate is currently an option.

Hinge door cabinets have optional lock drilling which can be specified in the cabinet product code. Keying instructions must accompany all cabinet orders.

Drawers are always drilled for locks.

After specifying product code, provide keying instructions. Refer to page 418 for keying instructions.

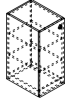
The Wardrobe Cabinets on this page come equipped with a coat rod and top shelf.

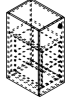
The 1/2 height hinge door comes with **touch latch only** and is non locking. It also comes with 2 adjustable shelves.

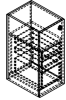
Please note: Shelf adjustability is limited to approximately 2.5" up or down per shelf from predetermined shelf height.

File drawers include file bars for front to back and side to side filing. File drawers do not support bottom loading.

Cabinets Progressive, 28 3/8 planning 42" high, metal interior

description	w	d	h	pattern no.	L/L	L/V1	L/V2	L/V3	V1/V1	V2/V2	V3/V3
Cabinet, hinge door with shelves 	18"	20"	42"	RCFS4212C(L/R)M () () () () ()	\$1,825.	\$2,007.	\$2,098.	\$2,190.	\$2,773.	\$3,188.	\$4,144.
	18"	24"	42"	RCFS4213C(L/R)M () () () () ()	1,880.	2,068.	2,162.	2,255.	2,867.	3,297.	4,286.

Cabinets, hinge door with shelves & File/File 	18"	20"	42"	RCFS4212Y(L/R)M () () () () ()	2,351.	2,586.	2,703.	2,822.	3,526.	4,056.	5,273.
	18"	24"	42"	RCFS4213Y(L/R)M () () () () ()	2,425.	2,669.	2,790.	2,911.	3,639.	4,185.	5,440.

Cabinets, hinge door with shelves & Box/File/File 	18"	20"	42"	RCFS4212Z(L/R)M () () () () ()	2,428.	2,672.	2,794.	2,915.	3,644.	4,190.	5,448.
	18"	24"	42"	RCFS4213Z(L/R)M () () () () ()	2,537.	2,759.	2,884.	3,010.	3,763.	4,421.	5,625.

Order Code	Specification Information	Application Notes
Example: RCFS4212C(L/R)M () () () () ()	<i>To order please specify pattern number including:</i>	Configurations;
R Reff	1. Lock	C = all shelves for 18" w cabinets
C Cabinet	L=Drill for lock	Y = hinge door with shelves and FF -18" w
FS Free Standing	N=No lock	Z = hinge door with shelves BB for 18" w
42 Height	2. Lock finish	V = all shelves for 24" w cabinets
1 18" Wide	S=Silver	W = hinge door with shelves and FF and wardrobe for 24" w
2 20" d (nominal) & 3 = 24" d (nominal)	B=Black	X = hinge door with shelves and BB and wardrobe for 24" w
C Hinge door with shelves	3. Pull options	The images on this page are shown as a right hand cabinets.
L/R Left/Right hinge	Grommet	From the users perspective, if the hinges are on the right side, the cabinet is classified as "right hand" cabinet.
M Metal interior	4. Pull finish	
N Lock	Paint / Plated	
S Lock finish	5. Case finish	
G Pull option	L, V1, V2, V3	
115 Pull finish option	6. Door finish	
114 Case finish	L, V1, V2, V3	
115 Door finish		

It is Not advisable to mix 28 3/8" h desk height products with 26 1/2" standard height products.

Product on this page will accept woodgrain laminate where laminate is currently an option.

These products are Glue and Dowel Construction

Grommet pulls only

Shelves and File Front will default to the case finish

42" h cabinets are compatible with panel height.

When case finish is Laminate, shelves are painted to match.

When case finish is wood, shelves are painted black.

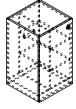
Drawer interiors always painted black.

Cabinets with wardrobe come with a coat rod.

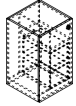
Cabinets Progressive, 28 3/8 planning

42" high, metal interior

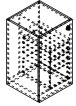
description	w	d	h	pattern no.	L/L	L/V1	L/V2	L/V3	V1/V1	V2/V2	V3/V3
Cabinets, hinge door with shelves & wardrobe	24"	20"	42"	RCFS4232V(L/R)M()()()()()	\$2,183.	\$2,402.	\$2,512.	\$2,621.	\$3,389.	\$3,897.	\$5,068.
	24"	24"	42"	RCFS4233V(L/R)M()()()()()	2,251.	2,476.	2,589.	2,702.	3,517.	4,046.	5,258.



Cabinets, hinge door with shelves, File/File & wardrobe	24"	20"	42"	RCFS4233W(L/R)M()()()()()	2,524.	2,775.	2,902.	3,027.	3,909.	4,495.	5,844.
	24"	24"	42"	RCFS4232W(L/R)M()()()()()	2,597.	2,857.	2,986.	3,117.	4,047.	4,654.	6,049.



Cabinets, hinge door with shelves, Box/Box/File & wardrobe	24"	20"	42"	RCFS4232X(L/R)M()()()()()	2,682.	2,951.	3,084.	3,219.	4,076.	4,688.	6,094.
	24"	24"	42"	RCFS4233X(L/R)M()()()()()	2,762.	3,038.	3,176.	3,315.	4,221.	4,852.	6,307.

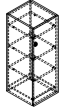


Order Code	Specification Information	Application Notes
Example: RCFS4212C(L/R)M ()()()()()	<i>To order please specify pattern number including:</i>	Configurations;
R Reff	1. Lock	C = all shelves for 18" w cabinets
C Cabinet	L=Drill for lock	Y = hinge door with shelves and FF -18" w
FS Free Standing	N=No lock	Z = hinge door with shelves BB for 18" w
42 Height	2. Lock finish	V = all shelves for 24" w cabinets
1 18" Wide	S=Silver	W = hinge door with shelves and FF and wardrobe for 24" w
2 20" d (nominal)	B=Black	X = hinge door with shelves and BB and wardrobe for 24" w
C Hinge door with shelves	3. Pull options	The images on this page are shown as a right hand cabinets.
L/R Left/Right hinge	Grommet	From the users perspective, if the hinges are on the right side, the cabinet is classified as "right hand" cabinet.
M Metal interior	4. Pull finish	
N Lock	Paint / Plated	
S Lock finish	5. Case finish	
G Pull option	L, V1, V2, V3	
115 Pull finish option	6. Door finish	
114 Case finish	L, V1, V2, V3	
115 Door finish		
	It is Not advisable to mix 28 3/8" h desk height products with 26 1/2" standard height products.	
	Product on this page will accept woodgrain laminate where laminate is currently an option.	
		These products are Glue and Dowel Construction
		Grommet pulls only
		Shelves and File Front will default to the case finish
		42" h cabinets are compatible with panel height.
		When case finish is Laminate, shelves are painted to match.
		When case finish is wood, shelves are painted black.
		Drawer interiors always painted black.
		Cabinets with wardrobe come with a coat rod.

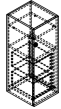
Cabinets Progressive, 28 3/8 planning

49" high, metal interior


description	w	d	h	pattern no.	L/L	L/V1	L/V2	L/V3	V1/V1	V2/V2	V3/V3
Cabinet, hinge door with shelves	18"	20"	49"	RCFS4912C(L/R)M() () () () ()	\$1,862.	\$2,047.	\$2,140.	\$2,234.	\$2,828.	\$3,252.	\$4,227.
	18"	24"	49"	RCFS4913C(L/R)M() () () () ()	1,918.	2,109.	2,205.	2,300.	2,924.	3,363.	4,372.



Cabinets, hinge door with shelves & File/File	18"	20"	49"	RCFS4912Y(L/R)M() () () () ()	2,398.	2,638.	2,757.	2,878.	3,597.	4,137.	5,378.
	18"	24"	49"	RCFS4913Y(L/R)M() () () () ()	2,474.	2,722.	2,846.	2,969.	3,712.	4,269.	5,549.



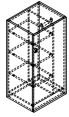
Cabinets, hinge door with shelves & Box/Box/File	18"	20"	49"	RCFS4912Z(L/R)M() () () () ()	2,477.	2,725.	2,850.	2,973.	3,717.	4,274.	5,557.
	18"	24"	49"	RCFS4913Z(L/R)M() () () () ()	2,558.	2,814.	2,942.	3,070.	3,838.	4,509.	5,738.



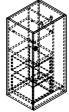
Order Code	Specification Information	Application Notes
Example: RCFS4912C(L/R)M () () () () ()	<i>To order please specify pattern number including:</i>	Configurations;
R Reff	1. Lock L=Drill for lock N=No lock	C = all shelves for 18" w cabinets
C Cabinet	2. Lock finish S=Silver B=Black	Y = hinge door with shelves and FF -18" w
FS Free Standing	3. Pull options Grommet	Z = hinge door with shelves BBF for 18" w
49 Height	4. Pull finish Paint / Plated	V = all shelves for 24" w cabinets
1 18" Wide	5. Case finish L, V1, V2, V3	W = hinge door with shelves and FF and wardrobe for 24" w
2 20" d (nominal)	6. Door finish L, V1, V2, V3	X = hinge door with shelves and BBF and wardrobe for 24" w
C Hinge door with shelves	It is Not advisable to mix 28 3/8" h desk height products with 26 1/2" standard height products.	The images on this page are shown as a right hand cabinets.
L/R Left/Right hinge	Product on this page will accept woodgrain laminate where laminate is currently an option.	From the users perspective, if the hinges are on the right side, the cabinet is classified as "right hand" cabinet.
M Metal interior		These products are Glue and Dowel Construction
N Lock		Grommet pulls only
S Lock finish		Shelves and File Front will default to the case finish
G Pull option		49" h cabinets are compatible with panel height.
115 Pull finish option		When case finish is Laminate, shelves are painted to match.
114 Case finish		When case finish is wood, shelves are painted black.
115 Door finish		Drawer interiors always painted black.
		Cabinets with wardrobe come with a coat rod.

Cabinets Progressive, 28 3/8 planning 49" high, metal interior

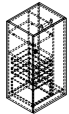
description	w	d	h	pattern no.	L/L	L/V1	L/V2	L/V3	V1/V1	V2/V2	V3/V3
Cabinets, hinge door with shelves & wardrobe	24"	20"	49"	RCFS4932V(L/R)M()()()()()	\$2,227.	\$2,450.	\$2,562.	\$2,673.	\$3,457.	\$3,975.	\$5,169.
	24"	24"	49"	RCFS4933V(L/R)M()()()()()	2,296.	2,526.	2,641.	2,756.	3,587.	4,127.	5,363.



Cabinets, hinge door with shelves, File/File & wardrobe	24"	20"	49"	RCFS4932W(L/R)M()()()()()	2,574.	2,831.	2,960.	3,088.	3,987.	4,585.	5,961.
	24"	24"	49"	RCFS4933W(L/R)M()()()()()	2,649.	2,914.	3,046.	3,179.	4,128.	4,747.	6,170.

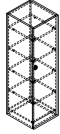


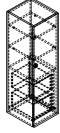
Cabinets, hinge door with shelves, Box/Box/File & wardrobe	24"	20"	49"	RCFS4932X(L/R)M()()()()()	2,736.	3,010.	3,146.	3,283.	4,158.	4,782.	6,216.
	24"	24"	49"	RCFS4933X(L/R)M()()()()()	2,817.	3,099.	3,240.	3,381.	4,305.	4,949.	6,433.

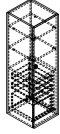


Order Code	Specification Information	Application Notes
Example: RCFS4912C(L/R)M ()()()()()	<i>To order please specify pattern number including:</i>	Configurations;
R Reff	1. Lock	C = all shelves for 18" w cabinets
C Cabinet	L=Drill for lock	Y = hinge door with shelves and FF -18" w
FS Free Standing	N=No lock	Z = hinge door with shelves BBF for 18" w
49 Height	2. Lock finish	V = all shelves for 24" w cabinets
1 18" Wide	S=Silver	W = hinge door with shelves and FF and wardrobe for 24" w
2 20" d (nominal)	B=Black	X = hinge door with shelves and BBF and wardrobe for 24" w
C Hinge door with shelves	3. Pull options	The images on this page are shown as a right hand cabinets.
L/R Left/Right hinge	Grommet	From the users perspective, if the hinges are on the right side, the cabinet is classified as "right hand" cabinet.
M Metal interior	4. Pull finish	
N Lock	Paint / Plated	
S Lock finish	5. Case finish	
G Pull option	L, V1, V2, V3	
115 Pull finish option	6. Door finish	
114 Case finish	L, V1, V2, V3	
115 Door finish		
	It is Not advisable to mix 28 3/8" h desk height products with 26 1/2" standard height products.	
	Product on this page will accept woodgrain laminate where laminate is currently an option.	
		These products are Glue and Dowel Construction
		Grommet pulls only
		Shelves and File Front will default to the case finish
		49" h cabinets are compatible with panel height.
		When case finish is Laminate, shelves are painted to match.
		When case finish is wood, shelves are painted black.
		Drawer interiors always painted black.
		Cabinets with wardrobe come with a coat rod.

Cabinets Progressive, 28 3/8 planning 64" high, metal interior

description	w	d	h	pattern no.	L/L	L/V1	L/V2	L/V3	V1/V1	V2/V2	V3/V3
Cabinet, hinge door with shelves 	18"	20"	64"	RCFS6412C(L/R)M()()()()()	\$2,022.	\$2,222.	\$2,324.	\$2,425.	\$3,095.	\$3,560.	\$4,627.
	18"	24"	64"	RCFS6413C(L/R)M()()()()()	2,091.	2,299.	2,404.	2,508.	3,232.	3,717.	4,832.

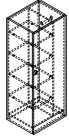
Cabinets, hinge door with shelves & File/File 	18"	20"	64"	RCFS6412Y(L/R)M()()()()()	2,582.	2,841.	2,970.	3,099.	3,875.	4,455.	5,792.
	18"	24"	64"	RCFS6413Y(L/R)M()()()()()	2,726.	2,999.	3,136.	3,273.	4,090.	4,704.	6,114.

Cabinets, hinge door with shelves & Box/Box/File 	18"	20"	64"	RCFS6412Z(L/R)M()()()()()	2,663.	2,930.	3,063.	3,195.	3,995.	4,594.	5,972.
	18"	24"	64"	RCFS6413Z(L/R)M()()()()()	2,811.	3,092.	3,232.	3,373.	4,216.	4,848.	6,303.

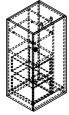
Order Code	Specification Information	Application Notes
Example: RCFS6412C(L/R)M ()()()()()	<i>To order please specify pattern number including:</i>	Configurations;
R Reff	1. Lock	C = all shelves for 18" w cabinets
C Cabinet	L=Drill for lock N=No lock	Y = hinge door with shelves and FF -18" w
FS Free Standing	2. Lock finish	Z = hinge door with shelves BBF for 18" w
64 Height	S=Silver B=Black	V = all shelves for 24" w cabinets
1 18" Wide	3. Pull options	W = hinge door with shelves and FF and wardrobe for 24" w
2 20" d (nominal)	Grommet	X = hinge door with shelves and BBF and wardrobe for 24" w
C Hinge door with shelves	4. Pull finish	The images on this page are shown as a right hand cabinets.
L/R Left/Right hinge	Paint / Plated	From the users perspective, if the hinges are on the right side, the cabinet is classified as "right hand" cabinet.
M Metal interior	5. Case finish	
N Lock	L, V1, V2, V3	
S Lock finish	6. Door finish	
G Pull option	L, V1, V2, V3	
115 Pull finish option	It is Not advisable to mix 28 3/8" h desk height products with 26 1/2" standard height products.	
114 Case finish	Product on this page will accept woodgrain laminate where laminate is currently an option.	
115 Door finish		

Cabinets Progressive, 28 3/8 planning 64" high, metal interior

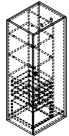
description	w	d	h	pattern no.	L/L	L/V1	L/V2	L/V3	V1/V1	V2/V2	V3/V3
Cabinets, hinge door with shelves & wardrobe	24"	20"	64"	RCFS6432V(L/R)M()()()()()	\$2,404.	\$2,646.	\$2,765.	\$2,887.	\$3,794.	\$4,364.	\$5,673.
	24"	24"	64"	RCFS6433V(L/R)M()()()()()	2,492.	2,741.	2,865.	2,990.	3,979.	4,577.	5,950.



Cabinets, hinge door with shelves, File/File & wardrobe	24"	20"	64"	RCFS6432W(L/R)M()()()()()	2,752.	3,027.	3,165.	3,302.	4,324.	4,973.	6,466.
	24"	24"	64"	RCFS6433W(L/R)M()()()()()	2,918.	3,209.	3,356.	3,502.	4,587.	5,277.	6,860.



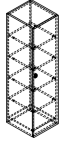
Cabinets, hinge door with shelves, Box/Box/File & wardrobe	24"	20"	64"	RCFS6432X(L/R)M()()()()()	2,915.	3,206.	3,352.	3,498.	4,496.	5,170.	6,720.
	24"	24"	64"	RCFS6433X(L/R)M()()()()()	3,086.	3,395.	3,548.	3,703.	4,764.	5,479.	7,122.



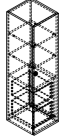
Order Code	Specification Information	Application Notes
Example: RCFS6412C(L/R)M ()()()()()	<i>To order please specify pattern number including:</i>	Configurations;
R Reff	1. Lock	C = all shelves for 18" w cabinets
C Cabinet	L=Drill for lock N=No lock	Y = hinge door with shelves and FF -18" w
FS Free Standing	2. Lock finish	Z = hinge door with shelves BBF for 18" w
64 Height	S=Silver B=Black	V =all shelves for 24" w cabinets
1 18" Wide	3. Pull options	W = hinge door with shelves and BBF and wardrobe for 24" w
2 20" d (nominal)	Grommet	X = hinge door with shelves and BBF and wardrobe for 24" w
C Hinge door with shelves	4. Pull finish	The images on this page are shown as a right hand cabinets.
L/R Left/Right hinge	Paint / Plated	From the users perspective, if the hinges are on the right side, the cabinet is classified as "right hand" cabinet.
M Metal interior	5. Case finish	
N Lock	L, V1, V2, V3	
S Lock finish	6. Door finish	
G Pull option	L, V1,V2, V3	
115 Pull finish option	It is Not advisable to mix 28 3/8" h desk height products with 26 1/2" standard height products.	
114 Case finish	Product on this page will accept woodgrain laminate where laminate is currently an option.	
115 Door finish		

Cabinets Progressive, 28 3/8 planning 68" high, metal interior

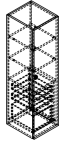
description	w	d	h	pattern no.	L/L	L/V1	L/V2	L/V3	V1/V1	V2/V2	V3/V3
Cabinet, hinge door with shelves	18"	20"	68"	RCFS6812C(L/R)M()()()()()()	\$2,044.	\$2,248.	\$2,351.	\$2,453.	\$3,168.	\$3,643.	\$4,736.
	18"	24"	68"	RCFS6813C(L/R)M()()()()()()	2,115.	2,328.	2,434.	2,539.	3,297.	3,792.	4,930.



Cabinets, hinge door with shelves & File/File	18"	20"	68"	RCFS6812Y(L/R)M()()()()()()	2,637.	2,902.	3,034.	3,166.	3,957.	4,550.	5,916.
	18"	24"	68"	RCFS6813Y(L/R)M()()()()()()	2,777.	3,056.	3,193.	3,332.	4,165.	4,790.	6,226.



Cabinets, hinge door with shelves & Box/Box/File	18"	20"	68"	RCFS6812Z(L/R)M()()()()()()	2,718.	2,990.	3,126.	3,261.	4,077.	4,688.	6,095.
	18"	24"	68"	RCFS6813Z(L/R)M()()()()()()	2,861.	3,147.	3,290.	3,433.	4,291.	4,935.	6,416.



Order Code	Ordering Information	Application Notes
Example: RCFS6812C(L/R)M ()()()()()()	<i>To order please specify pattern number including:</i>	Configurations;
R Reff	1. Lock	C = all shelves for 18" w cabinets
C Cabinet	L=Drill for lock	Y = hinge door with shelves and FF -18" w
FS Free Standing	N=No lock	Z = hinge door with shelves BBF for 18" w
68 Height	2. Lock finish	V = all shelves for 24" w cabinets
1 18" Wide	S=Silver	W = hinge door with shelves and FF and wardrobe for 24" w
2 20" d (nominal)	B=Black	X = hinge door with shelves and BBF and wardrobe for 24" w
C Hinge door with shelves	3. Pull options	The images on this page are shown as a right hand cabinets.
L/R Left/Right hinge	Grommet	From the users perspective, if the hinges are on the right side, the cabinet is classified as "right hand" cabinet.
M Metal interior	4. Pull finish	
L Lock	Paint / Plated	
S Lock finish	5. Case finish	
G Pull option	L, V1, V2, V3	
115 Pull finish option	6. Door finish	
114 Case finish	L, V1, V2, V3	
115 Door finish		

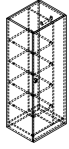
It is Not advisable to mix 28 3/8" h desk height products with 26 1/2" standard height products.

Product on this page will accept woodgrain laminate where laminate is currently an option.

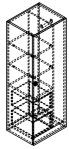
These products are Glue and Dowel Construction
Grommet pulls only.
Shelves and files front will default to the case finish.
68" h Cabinets are for the private offices application to align with a single high overhead, and are compatible with panel height.
No wardrobe options for 18" w cabinets.
When case finish is Laminate, shelves are painted to match.
When case finish is wood, shelves are painted black.
Drawer interiors always painted black.
Cabinets with wardrobe come with coat rod.

Cabinets Progressive, 28 3/8 planning 68" high, metal interior

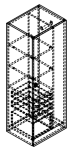
description	w	d	h	pattern no.	L/L	L/V1	L/V2	L/V3	V1/V1	V2/V2	V3/V3
Cabinets, hinge door with shelves & wardrobe	24"	20"	68"	RCFS6832V(L/R)M()()()()()	\$2,436.	\$2,679.	\$2,801.	\$2,922.	\$3,889.	\$4,472.	\$5,814.
	24"	24"	68"	RCFS6833V(L/R)M()()()()()	2,524.	2,777.	2,903.	3,028.	4,071.	4,681.	6,085.



Cabinets, hinge door with shelves, File/File & wardrobe	24"	20"	68"	RCFS6832W(L/R)M()()()()()	2,792.	3,072.	3,212.	3,351.	4,446.	5,113.	6,647.
	24"	24"	68"	RCFS6833W(L/R)M()()()()()	2,961.	3,256.	3,405.	3,554.	4,688.	5,392.	7,010.



Cabinets, hinge door with shelves, Box/Box/File & wardrobe	24"	20"	68"	RCFS6832X(L/R)M()()()()()	2,955.	3,250.	3,398.	3,545.	4,600.	5,289.	6,876.
	24"	24"	68"	RCFS6833X(L/R)M()()()()()	3,129.	3,441.	3,598.	3,754.	4,865.	5,595.	7,274.



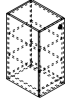
Order Code	Ordering Information	Specification Information
Example: RCFS6812C(L/R)M ()()()()()()	<i>To order please specify pattern number including:</i>	Configurations;
R Reff	1. Lock	C = all shelves for 18" w cabinets
C Cabinet	L=Drill for lock	Y = hinge door with shelves and FF -18" w
FS Free Standing	N=No lock	Z = hinge door with shelves BBF for 18" w
68 Height	2. Lock finish	V = all shelves for 24" w cabinets
1 18" Wide	S=Silver	W = hinge door with shelves and FF and wardrobe for 24" w
2 20" d (nominal)	B=Black	X = hinge door with shelves and BBF and wardrobe for 24" w
C Hinge door with shelves	3. Pull options	The images on this page are shown as a right hand cabinets.
L/R Left/Right hinge	Grommet	From the users perspective, if the hinges are on the right side, the cabinet is classified as "right hand" cabinet.
M Metal interior	4. Pull finish	
L Lock	Paint / Plated	
S Lock finish	5. Case finish	
G Pull option	L, V1, V2, V3	
115 Pull finish option	6. Door finish	
114 Case finish	L, V1, V2, V3	
115 Door finish		

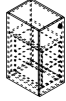
It is Not advisable to mix 28 3/8" h desk height products with 26 1/2" standard height products.

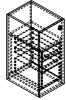
Product on this page will accept woodgrain laminate where laminate is currently an option.

These products are Glue and Dowel Construction
Grommet pulls only.
Shelves and files front will default to the case finish.
68" h Cabinets are for the private offices application to align with a single high overhead, and are compatible with panel height.
No wardrobe options for 18" w cabinets.
When case finish is Laminate, shelves are painted to match.
When case finish is wood, shelves are painted black.
Drawer interiors always painted black.
Cabinets with wardrobe come with coat rod.

Cabinets Progressive, 28 3/8 planning 42" high, wood interior

description	w	d	h	pattern no.	L/L	L/V1	L/V2	L/V3	V1/V1	V2/V2	V3/V3
Cabinet, hinge door with shelves 	18"	20"	42"	RCFS4212C(L/R)W() () () () ()	\$1,965.	\$2,162.	\$2,260.	\$2,357.	\$3,276.	\$3,768.	\$4,898.
	18"	24"	42"	RCFS4213C(L/R)W() () () () ()	2,010.	2,211.	2,312.	2,412.	3,379.	3,885.	5,051.

Cabinets, hinge door with shelves & File/File 	18"	20"	42"	RCFS4212Y(L/R)W() () () () ()	2,820.	3,102.	3,242.	3,383.	4,228.	4,863.	6,322.
	18"	24"	42"	RCFS4213Y(L/R)W() () () () ()	2,861.	3,146.	3,289.	3,432.	4,290.	4,934.	6,415.

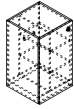
Cabinets, hinge door with shelves & Box/File/File 	18"	20"	42"	RCFS4212Z(L/R)W() () () () ()	3,268.	3,595.	3,758.	3,922.	4,576.	5,261.	6,839.
	18"	24"	42"	RCFS4213Z(L/R)W() () () () ()	3,341.	3,675.	3,843.	4,010.	4,678.	5,379.	6,993.

Order Code	Specification Information	Application Notes
Example: RCFS4212C(L/R)W () () () () ()	<i>To order please specify pattern number including:</i>	Configurations;
R Reff	1. Lock	C = all shelves for 18" w cabinets
C Cabinet	L=Drill for lock	Y = hinge door with shelves and FF
FS Free Standing	N=No lock	-18" w
42 Height	2. Lock finish	Z = hinge door with shelves BBF for
1 18" Wide	S=Silver	18" w
2 20" d (nominal)	B=Black	V = all shelves for 24" w cabinets
C Hinge door with shelves	3. Pull options	W = hinge door with shelves and FF
L/R Left/Right hinge	Grommet	and wardrobe for 24" w
W Wood interior	4. Pull finish	X = hinge door with shelves and
L Lock	Paint / Plated	BBF and wardrobe for 24" w
S Lock finish	5. Case finish	
G Pull option	L, V1, V2, V3	The images on this page are shown
115 Pull finish option	6. Door finish	as a right hand cabinets.
114 Case finish	L, V1, V2, V3	
115 Door finish		From the users perspective, if the
	It is Not advisable to mix 28 3/8" h desk height products with 26 1/2" standard height products.	hinges are on the right side, the
	Product on this page will accept woodgrain laminate where laminate is currently an option.	cabinet is classified as "right hand" cabinet.

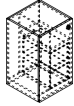
Cabinets Progressive, 28 3/8 planning 42" high, wood interior

Reff Profiles Vol. Two

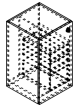
description	w	d	h	pattern no.	L/L	L/V1	L/V2	L/V3	V1/V1	V2/V2	V3/V3
Cabinets, hinge door with shelves & wardrobe	24"	20"	42"	RCFS4232V(L/R)W()	\$2,317.	\$2,549.	\$2,665.	\$2,779.	\$3,877.	\$4,458.	\$5,796.
	24"	24"	42"	RCFS4233V(L/R)W()	2,376.	2,615.	2,732.	2,851.	4,013.	4,616.	5,999.



Cabinets, hinge door with shelves, File/File & wardrobe	24"	20"	42"	RCFS4232W(L/R)W()	3,139.	3,453.	3,610.	3,768.	4,607.	5,297.	6,886.
	24"	24"	42"	RCFS4233W(L/R)W()	3,146.	3,461.	3,618.	3,775.	4,686.	5,388.	7,006.



Cabinets, hinge door with shelves, Box/Box/File & wardrobe	24"	20"	42"	RCFS4232X(L/R)W()	3,544.	3,898.	4,075.	4,252.	5,004.	5,754.	7,480.
	24"	24"	42"	RCFS4233X(L/R)W()	3,593.	3,952.	4,131.	4,311.	5,123.	5,891.	7,659.




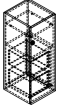
Order Code	Specification Information	Application Notes
Example: RCFS4212V(L/R)W ()()()()()	<i>To order please specify pattern number including:</i>	Configurations;
R Reff	1. Lock	C = all shelves for 18" w cabinets
C Cabinet	L=Drill for lock	Y = hinge door with shelves and FF -18" w
FS Free Standing	N=No lock	Z = hinge door with shelves BBF for 18" w
42 Height	2. Lock finish	V = all shelves for 24" w cabinets
1 18" Wide	S=Silver	W = hinge door with shelves and FF and wardrobe for 24" w
2 20" d (nominal)	B=Black	X = hinge door with shelves and BBF and wardrobe for 24" w
V all shelves for 24" cabinets with wardrobe	3. Pull options	The images on this page are shown as a right hand cabinets.
L/R Left/Right hinge	Grommet	From the users perspective, if the hinges are on the right side, the cabinet is classified as "right hand" cabinet.
W Wood interior	4. Pull finish	
L Lock	Paint / Plated	
S Lock finish	5. Case finish	
G Pull option	L, V1, V2, V3	
115 Pull finish option	6. Door finish	
114 Case finish	L, V1, V2, V3	
115 Door finish		


It is Not advisable to mix 28 3/8" h desk height products with 26 1/2" standard height products.

Product on this page will accept woodgrain laminate where laminate is currently an option.

Cabinets Progressive, 28 3/8 planning 49" high, wood interior

description	w	d	h	pattern no.	L/L	L/V1	L/V2	L/V3	V1/V1	V2/V2	V3/V3
Cabinet, hinge door with shelves 	18"	20"	49"	RCFS4912C(L/R)W () () () () ()	\$2,004.	\$2,205.	\$2,305.	\$2,404.	\$3,342.	\$3,843.	\$4,996.
	18"	24"	49"	RCFS4913C(L/R)W () () () () ()	2,050.	2,255.	2,358.	2,460.	3,447.	3,963.	5,152.

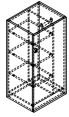
Cabinets, hinge door with shelves & File/File 	18"	20"	49"	RCFS4912Y(L/R)W () () () () ()	2,876.	3,164.	3,307.	3,451.	4,313.	4,960.	6,448.
	18"	24"	49"	RCFS4913Y(L/R)W () () () () ()	2,918.	3,209.	3,355.	3,501.	4,376.	5,033.	6,543.

Cabinets, hinge door with shelves & Box/File/File 	18"	20"	49"	RCFS4912Z(L/R)W () () () () ()	3,333.	3,667.	3,833.	4,000.	4,668.	5,366.	6,976.
	18"	24"	49"	RCFS4913Z(L/R)W () () () () ()	3,408.	3,749.	3,920.	4,090.	4,772.	5,487.	7,133.

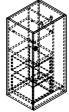
Order Code	Specification Information	Application Notes
Example: RCFS4912C(L/R)W () () () () ()	<i>To order please specify pattern number including:</i>	Configurations;
R Reff	1. Lock L=Drill for lock N=No lock	C = all shelves for 18" w cabinets
C Cabinet	2. Lock finish S=Silver B=Black	Y = hinge door with shelves and FF -18" w
FS Free Standing	3. Pull options Grommet	Z = hinge door with shelves BBF for 18" w
49 Height	4. Pull finish Paint / Plated	V = all shelves for 24" w cabinets
1 18" Wide	5. Case finish L, V1, V2, V3	W = hinge door with shelves and FF and wardrobe for 24" w
2 20" d (nominal)	6. Door finish L, V1, V2, V3	X = hinge door with shelves and BBF and wardrobe for 24" w
C Hinge door with shelves	It is Not advisable to mix 28 3/8" h desk height products with 26 1/2" standard height products.	The images on this page are shown as a right hand cabinets.
L/R Left/Right hinge	Product on this page will accept woodgrain laminate where laminate is currently an option.	From the users perspective, if the hinges are on the right side, the cabinet is classified as "right hand" cabinet.
W Wood interior		These products are Glue and Dowel Construction
L Lock		Grommet pulls only.
S Lock finish		Shelves and files front will default to the case finish.
G Pull option		49" h Cabinets are compatible with panel height.
115 Pull finish option		No wardrobe options in the 18" w cabinet.
114 Case finish		Cabinets with wardrobe come with a coat rod.
115 Door finish		

Cabinets Progressive, 28 3/8 planning 49" high, wood interior

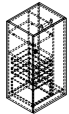
description	w	d	h	pattern no.	L/L	L/V1	L/V2	L/V3	V1/V1	V2/V2	V3/V3
Cabinets, hinge door with shelves & wardrobe	24"	20"	49"	RCFS4932V(L/R)W () () () () ()	\$2,363.	\$2,600.	\$2,718.	\$2,835.	\$3,955.	\$4,547.	\$5,912.
	24"	24"	49"	RCFS4933V(L/R)W () () () () ()	2,424.	2,667.	2,787.	2,908.	4,093.	4,708.	6,119.



Cabinets, hinge door with shelves, File/File & wardrobe	24"	20"	49"	RCFS4932W(L/R)W () () () () ()	3,202.	3,522.	3,682.	3,843.	4,699.	5,403.	7,024.
	24"	24"	49"	RCFS4933W(L/R)W () () () () ()	3,209.	3,530.	3,690.	3,851.	4,780.	5,496.	7,146.

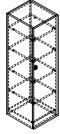


Cabinets, hinge door with shelves, Box/Box/File & wardrobe	24"	20"	49"	RCFS4932X(L/R)W () () () () ()	3,615.	3,976.	4,157.	4,337.	5,104.	5,869.	7,630.
	24"	24"	49"	RCFS4933X(L/R)W () () () () ()	3,665.	4,031.	4,214.	4,397.	5,225.	6,009.	7,812.



Order Code	Ordering Information	Application Notes
Example: RCFS4912C(L/R)W () () () () ()	<i>To order please specify pattern number including:</i>	Configurations;
R Reff	1. Lock	C = all shelves for 18" w cabinets
C Cabinet	L=Drill for lock	Y = hinge door with shelves and FF -18" w
FS Free Standing	N=No lock	Z = hinge door with shelves BBF for 18" w
49 Height	2. Lock finish	V = all shelves for 24" w cabinets
1 18" Wide	S=Silver	W = hinge door with shelves and FF and wardrobe for 24" w
2 20" d (nominal)	B=Black	X = hinge door with shelves and BBF and wardrobe for 24" w
C Hinge door with shelves	3. Pull options	The images on this page are shown as a right hand cabinets.
L/R Left/Right hinge	Grommet	From the users perspective, if the hinges are on the right side, the cabinet is classified as "right hand" cabinet.
W Wood interior	4. Pull finish	
L Lock	Paint / Plated	
S Lock finish	5. Case finish	
G Pull option	L, V1, V2, V3	
115 Pull finish option	6. Door finish	
114 Case finish	L, V1, V2, V3	
115 Door finish	Product on this page will accept woodgrain laminate where laminate is currently an option.	

Cabinets Progressive, 28 3/8 planning 64" high, wood interior

description	w	d	h	pattern no.	L/L	L/V1	L/V2	L/V3	V1/V1	V2/V2	V3/V3
Cabinet, hinge door with shelves 	18"	20"	64"	RCFS6412C(L/R)W()()()()()	\$2,211.	\$2,432.	\$2,543.	\$2,653.	\$3,780.	\$4,347.	\$5,651.
	18"	24"	64"	RCFS6413C(L/R)W()()()()()	2,268.	2,495.	2,608.	2,722.	3,927.	4,516.	5,871.

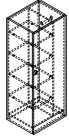
Cabinets, hinge door with shelves & File/File 	18"	20"	64"	RCFS6412Y(L/R)W()()()()()	3,174.	3,491.	3,649.	3,808.	4,760.	5,475.	7,117.
	18"	24"	64"	RCFS6413Y(L/R)W()()()()()	3,290.	3,618.	3,784.	3,948.	4,935.	5,675.	7,378.

Cabinets, hinge door with shelves & Box/Box/File 	18"	20"	64"	RCFS6412Z(L/R)W()()()()()	3,654.	4,020.	4,203.	4,385.	5,115.	5,883.	7,647.
	18"	24"	64"	RCFS6413Z(L/R)W()()()()()	3,807.	4,187.	4,378.	4,569.	5,330.	6,130.	7,968.

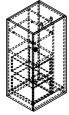
Order Code	Ordering Information	Application Notes
Example: RCFS6412C(L/R)W ()()()()()	<i>To order please specify pattern number including:</i>	Configurations;
R Reff	1. Lock	C = all shelves for 18" w cabinets
C Cabinet	L=Drill for lock	Y = hinge door with shelves and FF -18" w
FS Free Standing	N=No lock	Z = hinge door with shelves BBF for 18" w
64 Height	2. Lock finish	V = all shelves for 24" w cabinets
1 18" Wide	S=Silver	W = hinge door with shelves and FF and wardrobe for 24" w
2 20" d (nominal)	B=Black	X = hinge door with shelves and BBF and wardrobe for 24" w
C Hinge door with shelves	3. Pull options	The images on this page are shown as a right hand cabinets.
L/R Left/Right hinge	Grommet	From the users perspective, if the hinges are on the right side, the cabinet is classified as "right hand" cabinet.
W Wood interior	4. Pull finish	
L Lock	Paint / Plated	
S Lock finish	5. Case finish	
G Pull option	L, V1, V2, V3	
115 Pull finish option	6. Door finish	
114 Case finish	L, V1, V2, V3	
115 Door finish		
	It is Not advisable to mix 28 3/8" h desk height products with 26 1/2" standard height products.	
	Product on this page will accept woodgrain laminate where laminate is currently an option.	

Cabinets Progressive, 28 3/8 planning 64" high, wood interior

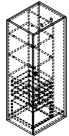
description	w	d	h	pattern no.	L/L	L/V1	L/V2	L/V3	V1/V1	V2/V2	V3/V3
Cabinets, hinge door with shelves & wardrobe	24"	20"	64"	RCFS6432W(L/R)W()()()()()	\$2,586.	\$2,845.	\$2,974.	\$3,104.	\$4,458.	\$5,127.	\$6,665.
	24"	24"	64"	RCFS6433V(L/R)W()()()()()	2,661.	2,928.	3,061.	3,193.	4,654.	5,352.	6,958.



Cabinets, hinge door with shelves, File/File & wardrobe	24"	20"	64"	RCFS6432W(L/R)W()()()()()	3,426.	3,768.	3,938.	4,110.	5,202.	5,982.	7,777.
	24"	24"	64"	RCFS6433W(L/R)W()()()()()	3,520.	3,872.	4,048.	4,223.	5,410.	6,220.	8,086.



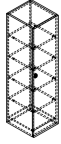
Cabinets, hinge door with shelves, Box/Box/File & wardrobe	24"	20"	64"	RCFS6432X(L/R)W()()()()()	3,838.	4,222.	4,415.	4,606.	5,608.	6,449.	8,383.
	24"	24"	64"	RCFS6433X(L/R)W()()()()()	3,976.	4,373.	4,572.	4,772.	5,855.	6,734.	8,753.



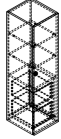
Order Code	Ordering Information	Specification Information
Example: RCFS6412C(L/R)W ()()()()()	<i>To order please specify pattern number including:</i>	Configurations;
R Reff	1. Lock	C = all shelves for 18" w cabinets
C Cabinet	L=Drill for lock	Y = hinge door with shelves and FF -18" w
FS Free Standing	N=No lock	Z = hinge door with shelves BBF for 18" w
64 Height	2. Lock finish	V = all shelves for 24" w cabinets
1 18" Wide	S=Silver	W = hinge door with shelves and FF and wardrobe for 24" w
2 20" d (nominal)	B=Black	X = hinge door with shelves and BBF and wardrobe for 24" w
C Hinge door with shelves	3. Pull options	The images on this page are shown as a right hand cabinets.
L/R Left/Right hinge	Grommet	From the users perspective, if the hinges are on the right side, the cabinet is classified as "right hand" cabinet.
W Wood interior	4. Pull finish	
L Lock	Paint / Plated	
S Lock finish	5. Case finish	
G Pull option	L, V1, V2, V3	
115 Pull finish option	6. Door finish	
114 Case finish	L, V1, V2, V3	
115 Door finish		
	It is Not advisable to mix 28 3/8" h desk height products with 26 1/2" standard height products.	
	Product on this page will accept woodgrain laminate where laminate is currently an option.	
		These products are Glue and Dowel Construction
		Grommet pulls only.
		Shelves and files front will default to the case finish.
		64" h Cabinets are compatible with panel height.
		No wardrobe option for 18" w cabinets.
		Cabinets with wardrobe come with a coat rod.

Cabinets Progressive, 28 3/8 planning 68" high wood interior

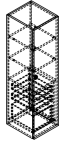
description	w	d	h	pattern no.	L/L	L/V1	L/V2	L/V3	V1/V1	V2/V2	V3/V3
Cabinet, hinge door with shelves	18"	20"	68"	RCFS6812C(L/R)W()	\$2,235.	\$2,458.	\$2,570.	\$2,681.	\$3,853.	\$4,430.	\$5,760.
	18"	24"	68"	RCFS6813C(L/R)W()	2,293.	2,523.	2,637.	2,752.	3,993.	4,592.	5,969.



Cabinets, hinge door with shelves & File/File	18"	20"	68"	RCFS6812Y(L/R)W()	3,228.	3,551.	3,713.	3,875.	4,843.	5,569.	7,240.
	18"	24"	68"	RCFS6813Y(L/R)W()	3,340.	3,674.	3,842.	4,008.	5,010.	5,762.	7,490.



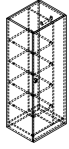
Cabinets, hinge door with shelves & Box/Box/File	18"	20"	68"	RCFS6812Z(L/R)W()	3,713.	4,084.	4,270.	4,455.	5,198.	5,977.	7,771.
	18"	24"	68"	RCFS6813Z(L/R)W()	3,860.	4,247.	4,440.	4,633.	5,405.	6,216.	8,081.



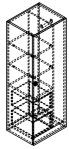
Order Code	Ordering Information	Application Notes
Example: RCFS6812C(L/R)W() () () () () ()	<i>To order please specify pattern number including:</i>	Configurations;
R Reff	1. Lock	C = all shelves for 18" w cabinets
C Cabinet	L=Drill for lock N=No lock	Y = hinge door with shelves and FF -18" w
FS Free Standing	2. Lock finish	Z = hinge door with shelves BBF for 18" w
68 Height	S=Silver B=Black	V = all shelves for 24" w cabinets
1 18" Wide	3. Pull options	W = hinge door with shelves and FF and wardrobe for 24" w
2 20" d (nominal)	Grommet	X = hinge door with shelves and BBF and wardrobe for 24" w
C Hinge door with shelves	4. Pull finish	The images on this page are shown as a right hand cabinets.
L/R Left/Right hinge	Paint / Plated	From the users perspective, if the hinges are on the right side, the cabinet is classified as "right hand" cabinet.
W Wood interior	5. Case finish	
L Lock	L, V1, V2, V3	
S Lock finish	6. Door finish	
G Pull option	L, V1, V2, V3	
115 Pull finish option	It is Not advisable to mix 28 3/8" h desk height products with 26 1/2" standard height products.	
114 Case finish	Product on this page will accept woodgrain laminate where laminate is currently an option.	
115 Door finish		

Cabinets Progressive, 28 3/8 planning 68" high wood interior

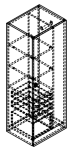
description	w	d	h	pattern no.	L/L	L/V1	L/V2	L/V3	V1/V1	V2/V2	V3/V3
Cabinets, hinge door with shelves & wardrobe	24"	20"	68"	RCFS6832V(L/R)W()()()()()	\$2,617.	\$2,879.	\$3,009.	\$3,140.	\$4,551.	\$5,235.	\$6,806.
	24"	24"	68"	RCFS6833V(L/R)W()()()()()	2,693.	2,963.	3,098.	3,232.	4,744.	5,457.	7,094.



Cabinets, hinge door with shelves, File/File & wardrobe	24"	20"	68"	RCFS6832W(L/R)W()()()()()	3,466.	3,813.	3,986.	4,159.	5,306.	6,102.	7,932.
	24"	24"	68"	RCFS6833W(L/R)W()()()()()	3,563.	3,920.	4,098.	4,275.	5,509.	6,336.	8,238.



Cabinets, hinge door with shelves, Box/Box/File & wardrobe	24"	20"	68"	RCFS6832X(L/R)W()()()()()	3,879.	4,266.	4,461.	4,654.	5,712.	6,568.	8,538.
	24"	24"	68"	RCFS6833X(L/R)W()()()()()	4,020.	4,421.	4,621.	4,822.	5,956.	6,849.	8,903.



Example:	RCFS6812C(L/R)W ()()()()()()
R	Reff
C	Cabinet
FS	Free Standing
68	Height
1	18" Wide
2	20" d (nominal)
C	Hinge door with shelves
L/R	Left/Right hinge
W	Wood interior
L	Lock
S	Lock finish
G	Pull option
115	Pull finish option
114	Case finish
115	Door finish

To order please specify pattern number including:

1. Lock
L=Drill for lock
N=No lock
2. Lock finish
S=Silver
B=Black
3. Pull options
Grommet
4. Pull finish
Paint / Plated
5. Case finish
L, V1, V2, V3
6. Door finish
L, V1, V2, V3

It is Not advisable to mix 28 3/8" h desk height products with 26 1/2" standard height products.

Product on this page will accept woodgrain laminate where laminate is currently an option.

Configurations;

C = all shelves for 18" w cabinets

Y = hinge door with shelves and FF -18" w

Z = hinge door with shelves BBF for 18" w

V = all shelves for 24" w cabinets

W = hinge door with shelves and FF and wardrobe for 24" w

X = hinge door with shelves and BBF and wardrobe for 24" w

The images on this page are shown as a right hand cabinets.

From the users perspective, if the hinges are on the right side, the cabinet is classified as "right hand" cabinet.

These products are Glue and Dowel Construction

Grommet pulls only.

Shelves and files front will default to the case finish.

68" h Cabinets are for the private offices application to align with a single high overhead, and are compatible with panel height.

No wardrobe option in the 18" w cabinets.

Cabinets with wardrobe come with a coat rod.

Desktop Towers, 28³/₈" planning

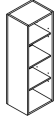
Single Wide, 42" and 56" High

Bookcase

description	w	d	h	pattern no.	L	V1	V2	V3
42"h Desk top tower, single width bookcase open wood shelves	16"	15"	42"	RDTSBWT142 () ()	\$1,238.	\$2,122.	\$2,440.	\$3,172.
	19"	15"	42"	RDTSBWG142 () ()	1,270.	2,176.	2,501.	3,252.



56"h Desk top tower, single width bookcase open wood shelves	16"	15"	56"	RDTSBWT156 () ()	1,431.	2,454.	2,823.	3,669.
	19"	15"	56"	RDTSBWG156 () ()	1,467.	2,515.	2,892.	3,760.



Order Code	Specification Information	Application Notes
Example: RDTSBWT142 () ()	<i>To order please specify pattern number including:</i>	It is Not advisable to mix 28³/₈" desk height products with 26¹/₂" standard height products.
R Reff	Left or right hand as applicable and embedded in the pattern number.	
DT Reff Desktop Tower	1. <i>Case finish type:</i>	Product on this page Excluding J-pull option and any vertical surface over 60" , will accept wood grain laminate, where laminate is currently an option.
S Single width	L = Laminate	1 1/2" thick worksurfaces are recommended to be used with these Desktop towers. See page 199.
B Bookcase	1 = V1	
W Wood Shelves	2 = V2	These products are Glue and Dowel Construction.
T Letter width 16" nominal	3 = V3	
1 Letter depth 15" nominal	2. <i>Case finish:</i>	
42 42" high nominal	Wood or Laminate	
V2 Case finish type		
V316 Case finish		

42"h desk top towers for use with single tier overhead bridges and floorstanding cabinet.

56"h desk top tower for use with double tier overhead bridges and floor standing cabinet.

Shelves to match case finish.

Shelves on single wide available with 2 adjustable shelves.

Shelves on double high available with one fixed middle shelf, one upper and one lower adjustable shelf.

Desktop Towers, 28^{3/8}" planning

Single Wide, 42" and 56" High

Wood Hinge Door

description	w	d	h	pattern no.	L/L	L/V1	L/V2	L/V3	V1/V1	V2/V2	V3/V3
42" h Desk top tower, single width wood shelves behind wood hinge door	16"	15"	42"	RDTSHWT142(L/R) () () () () ()	\$1,610.	\$1,771.	\$1,851.	\$2,012.	\$2,759.	\$3,174.	\$4,127.
	19"	15"	42"	RDTSHWG142(L/R) () () () () ()	1,655.	1,821.	1,903.	2,070.	2,837.	3,264.	4,242.



56" h Desk top tower, single width wood shelves behind wood hinge door	16"	15"	56"	RDTSHWT156(L/R) () () () () ()	1,835.	2,019.	2,220.	2,442.	3,146.	3,617.	4,704.
	19"	15"	56"	RDTSHWG156(L/R) () () () () ()	1,887.	2,075.	2,282.	2,510.	3,233.	3,718.	4,833.



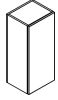
Order Code	Specification Information	Application Notes
Example: RDTSHWT142 () ()	<i>To order please specify pattern number including:</i>	It is Not advisable to mix 28^{3/8}" desk height products with 26^{1/2}" standard height products.
R Reff	Left or right hand as applicable and embedded in the pattern number.	42" h desk top towers for use with single tier overhead bridges and floorstanding cabinet.
DT Reff Desktop Tower		
S Single width		
H Hinge Door		
W Wood Shelves		
T Letter width 16" nominal		
1 Letter depth 15" nominal	1. Case finish type L = Laminate 1 = V1 2 = V2 3 = V3	56" h desk top tower for use with double tier overhead bridges and floor standing cabinet
42 42" high nominal	2. Front finish type L = Laminate 1 = V1 2 = V2 3 = V3	Shelves to match case finish.
2 Finish type	3. Pull option: B=No pull, No drilling Customer's own pull. F=Bar pull (1 pull per door set) H=Outline pull N=No pull, touch latch R=Cylinder pull T=Tab pull (1 pull per door set)	Shelves on single wide available with 2 adjustable shelves.
T Pull option	4. Lock option L or N	Shelves on double high available with one fixed middle shelf, one upper and one lower adjustable shelf.
L Lock option	5. Lock finish B=Black S=Matte Silver	
B Lock finish	6. Case finish= *V316	
V316 Case finish	7. Front finish=V316	
V316 Front finish	8. Pull finish=111	
111 Pull finish		

Desktop Towers, 28³/₈" planning

Single Wide, 42" and 56" High

Glass Hinge Door

description	w	d	h	pattern no.	L	V1	V2	V3
42" h Desk top tower, single width bookcase	16"	15"	42"	RDTSJWT142(L/R)() () ()	\$2,299.	\$2,990.	\$3,438.	\$4,470.
	19"	15"	42"	RDTSJWT142(L/R)() () ()	2,396.	3,115.	3,582.	4,697.



56" h Desk top tower, single width bookcase	16"	15"	56"	RDTSJWT156(L/R)() () ()	2,662.	3,460.	3,979.	5,174.
	19"	15"	56"	RDTSJWT156(L/R)() () ()	2,780.	3,613.	4,155.	5,402.



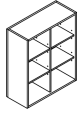
Order Code	Specification Information	Application Notes
Example: RDTSJWT142 () () ()	<i>To order please specify pattern number including:</i>	It is Not advisable to mix 28³/₈" desk height products with 26¹/₂" standard height products.
R Reff	Left or right hand as applicable and embedded in the pattern number.	42" h desk top towers for use with single tier overhead bridges and floorstanding cabinet.
DT Reff Desktop Tower		
S Single width	1. <i>Case finish type:</i>	56" h desk top tower for use with double tier overhead bridges and floor standing cabinet.
G Hinge glass door	L = Laminate	Hinge glass doors feature <u>no</u> pulls, only touch latch.
W Wood Shelves	1 = V1	Shelves to match case finish.
T Letter width 16" nominal	2 = V2	Shelves on single wide available with 2 adjustable shelves.
1 Letter depth 15" nominal	3 = V3	Shelves on double high available with one fixed middle shelf, one upper and one lower adjustable shelf.
42 42" high nominal	2. <i>Case finish:</i>	
L Left / Right hand	V316	
2 Case finish type	3. <i>Door frame type:</i>	
V316 Case finish	Anodized or Painted	
AU Door frame finish	4. <i>Door glass finish:</i>	
GL11 Door glass finish	GL11, GL14, GL15, GL18	
L Lock	5. Lock options:	
S Matte silver	L = Lock	
	N = No lock	
	6. Lock finish:	
	B = Black	
	S = Matte silver	
		Product on this page Excluding J-pull option and any vertical surface over 60" , will accept wood grain laminate, where laminate is currently an option.
		1 1/2" thick worksurfaces are recommended to be used with these Desktop towers. See page 199.
		These products are Glue and Dowel Construction.

Desktop Towers, 28³/₈" planning

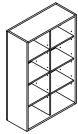
Double Wide, 42" and 56" High

Bookcase

description	w	d	h	pattern no.	L	V1	V2	V3
42" h Desk top tower, double width bookcase / open shelves	30"	15"	42"	RDTDBW3142() ()	\$1,882.	\$3,011.	\$3,462.	\$4,501.
	36"	15"	42"	RDTDBW6142() ()	1,935.	3,098.	3,562.	4,631.



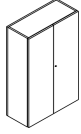
56" h Desk top tower, double width bookcase / open shelves	30"	15"	56"	RDTDBW3156() ()	2,246.	3,593.	4,133.	5,372.
	36"	15"	56"	RDTDBW6156() ()	2,308.	3,691.	4,245.	5,519.



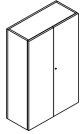
Order Code	Specification Information	Application Notes
Example: RDTSBWT142() ()		
R Reff	<i>To order please specify pattern number including:</i>	It is Not advisable to mix 28³/₈" desk height products with 26¹/₂" standard height products.
DT Reff Desktop Tower	Left or right hand as applicable and embedded in the pattern number.	Product on this page Excluding J-pull option and any vertical surface over 60" , will accept wood grain laminate, where laminate is currently an option.
S Single width	1. <i>Case finish type:</i>	42" h desk top towers for use with single tier overhead bridges and floorstanding cabinet.
B Bookcase	L = Laminate	
W Wood Shelves	1 = V1	56" h desk top tower for use with double tier overhead bridges and floor standing cabinet.
T Letter width 16" nominal	2 = V2	Shelves to match case finish.
1 Letter depth 15" nominal	3 = V3	Shelves on single height available with 2 adjustable shelves.
42 42" high nominal	2. <i>Case finish:</i>	Shelves on double high available with one fixed middle shelf, one upper and one lower adjustable shelf.
V2 Case finish type	Wood or Laminate	
V316 Case finish		1 1/2" thick worksurfaces are recommended to be used with these Desktop towers. See page 199.
		These products are Glue and Dowel Construction.

Desktop Towers, 28^{3/8}" planning
Double Wide, 42" and 56" High
Wood shelves behind doors

description	w	d	h	pattern no.	L/L	L/V1	L/V2	L/V3	V1/V1	V2/V2	V3/V3
42" h Desk top tower, double width	30"	15"	42"	RDTDHW3142()	\$2,210.	\$2,542.	\$2,652.	\$2,874.	\$3,536.	\$4,066.	\$5,286.
wood shelves behind wood hinge door	36"	15"	42"	RDTDHW6142()	2,294.	2,638.	2,753.	2,984.	3,671.	4,221.	5,489.



56" h Desk top tower, double width	30"	15"	56"	RDTDHW3156()	2,556.	2,812.	3,094.	3,402.	4,090.	4,704.	6,114.
wood shelves behind wood hinge door	36"	15"	56"	RDTDHW6156()	2,674.	2,940.	3,235.	3,559.	4,278.	4,919.	6,395.



Order Code

Example: RDTDHW3142()
RDT Reff Desktop Tower
D Double width
H Hinge door wood
W Wood Shelves
3 30" wide
1 Letter depth 15" nominal
42 42" high nominal
L Left/ Right hand option
V2 Case finish type
V2 Font finish type
F Pull option
L Lock option doors
B Lock finish
V316 Case finish
V316 Front finish
111 Pull finish

Specification Information

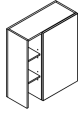
- To order please specify pattern number including:*
 Left or right hand as applicable and embedded in the pattern number.
- Case finish type
 L = Laminate
 1 = V1
 2 = V2
 3 = V3
 - Case finish V316
 - Pull option:
 B=No pull
 (Customer's own pull)
 F=Bar pull (1 pull per door set)
 H=Outline pull
 R=Cylinder pull
 T=Tab pull (1 pull per door set)
 - Lock option L, N
 - Lock finish
 S=Matte Silver
 B=Black
 - Case finish V316
 - Front finish V313
 - Pull finish 111

Application Notes

- It is Not advisable to mix 28^{3/8}"h desk height products with 26^{1/2}" standard height products.**
- Product on this page **Excluding J-pull option and any vertical surface over 60"**, will accept wood grain laminate, where laminate is currently an option.
- 1 1/2" thick worksurfaces are recommended to be used with these Desktop towers. See page 199.
- These products are Glue and Dowel Construction.
- 42" h desk top towers for use with single tier overhead bridges and floorstanding cabinet.
- 56" h desk top tower for use with double tier overhead bridges and floor standing cabinet.
- Shelves to match case finish.
- Shelves on single height available with 2 adjustable shelves.
- Shelves on double high available with one fixed middle shelf, one upper and one lower adjustable shelf.

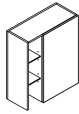
Desktop Towers, 28³/₈" planning Double Wide, 42" and 56" High Asymmetrical, with Glass door

description	w	d	h	pattern no.	L	V1	V2	V3
Desk top tower, double width -Asymmetrical Split glass hinged door / open shelves all wood	30"	15"	42"	RDTAGW3142(L/R)() () ()	\$3,069.	\$3,989.	\$4,587.	\$5,964.
	30"	15"	56"	RDTAGW3156(L/R)() () ()	3,641.	4,734.	5,443.	7,077.
	36"	15"	42"	RDTAGW6142(L/R)() () ()	3,270.	4,249.	4,887.	6,353.
	36"	15"	56"	RDTAGW6156(L/R)() () ()	3,900.	5,070.	5,830.	7,580.



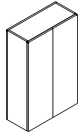
Left hand Desktop Tower shown. Hinged off of the center gable.

Desk top tower, double width -Asymmetrical Split glass hinged door / open shelves all glass	30"	15"	42"	RDTAGG3142(L/R)() () ()	2,942.	3,825.	4,399.	5,719.
	30"	15"	56"	RDTAGG3156(L/R)() () ()	3,453.	4,489.	5,163.	6,710.
	36"	15"	42"	RDTAGG6142(L/R)() () ()	3,143.	4,085.	4,700.	6,108.
	36"	15"	56"	RDTAGG6156(L/R)() () ()	3,712.	4,825.	5,548.	7,213.



Left hand Desktop Tower shown. Hinged off of the center gable.

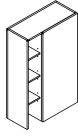
Desk top tower, double width wood shelves behind glass hinge door	30"	15"	42"	RDTDGW3142() () ()	3,860.	4,633.	5,328.	6,926.
	30"	15"	56"	RDTDGW3156() () ()	4,453.	5,344.	6,144.	7,988.
	36"	15"	42"	RDTDGW6142() () ()	4,028.	4,833.	5,559.	7,226.
	36"	15"	56"	RDTDGW6156() () ()	4,742.	5,690.	6,544.	8,507.



Order Code	Specification Information	Application Notes
Example: RDTAGW3142	<i>To order please specify pattern number including:</i>	It is Not advisable to mix 28³/₈" desk height products with 26¹/₂" standard height products.
RDT Reff Desktop Tower	Left or right hand as applicable and embedded in the pattern number.	42" h desk top towers for use with single tier overhead bridges and floorstanding cabinet.
A Asymmetrical split		
G Hinge door glass		
W Wood Shelves	1. <i>Case finish type:</i> L = Laminate 1 = V1 2 = V2 3 = V3	Product on this page Excluding J-pull option and any vertical surface over 60" , will accept wood grain laminate, where laminate is currently an option.
3 30" wide nominal	2. <i>Case finish:</i> Wood or Laminate	56" h desk top tower for use with double tier overhead bridges and floor standing cabinet.
1 Letter depth 15" nominal	3. <i>Door frame finish:</i> Anodized or Painted	Hinge glass doors feature <u>no</u> pulls, only touch latch.
42 42" high nominal	4. <i>Door glass finish:</i> GL11, GL14, GL15, GL18	Shelves to match case finish.
(L) Left / Right hand option	5. Lock option: L = Lock N = No lock	Shelves on single height available with 2 adjustable shelves.
V2 Case finish type	6. Lock finish: B = Black S = Matte Silver	Shelves on double high available with one fixed middle shelf, one upper and one lower adjustable shelf.
V316 Case finish		From users perspective, the open shelves' location determines handedness. ie. Right hand - open shelves on right hand.
AU Door frame finish		
GL11 Door glass finish		
L Lock		
S Matte silver		

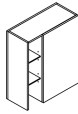
Desktop Towers, 28³/₈" planning Double Wide, 42" and 56" High Asymmetrical with mix casing

description	w	d	h	pattern no.	L/L	L/V1	L/V2	L/V3	V1/V1	V2/V2	V3/V3
Desk top tower, double width -Asymmetrical Split hinged door / open shelves all wood	30"	15"	42"	RDTAHW3142(L/R) () () () () ()	\$2,344.	\$2,577.	\$2,695.	\$2,812.	\$3,585.	\$4,123.	\$5,360.
	30"	15"	56"	RDTAHW3156(L/R) () () () () ()	2,736.	3,009.	3,146.	3,283.	4,185.	4,813.	6,258.
	36"	15"	42"	RDTAHW6142(L/R) () () () () ()	2,435.	2,678.	2,799.	2,921.	3,724.	4,283.	5,568.
	36"	15"	56"	RDTAHW6156(L/R) () () () () ()	2,858.	3,144.	3,287.	3,430.	4,373.	5,029.	6,538.



Left hand Desktop Tower shown. Hinged off of the center gable.

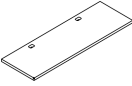
Desk top tower, double width -Asymmetrical Split hinged door / open shelves all glass	30"	15"	42"	RDTAHG3142(L/R) () () () () ()	2,537.	2,771.	2,888.	3,005.	3,778.	4,316.	5,554.
	30"	15"	56"	RDTAHG3156(L/R) () () () () ()	3,025.	3,298.	3,435.	3,572.	4,474.	5,102.	6,547.
	36"	15"	42"	RDTAHG6142(L/R) () () () () ()	2,628.	2,870.	2,992.	3,114.	3,918.	4,475.	5,761.
	36"	15"	56"	RDTAHG6156(L/R) () () () () ()	3,147.	3,433.	3,577.	3,719.	4,663.	5,319.	6,828.



Left hand Desktop Tower shown. Hinged off of the center gable.

Order Code	Specification Information	Application Notes
Example: RDTAHW3142(L/R) () () () () ()	<i>To order please specify pattern number including:</i>	It is Not advisable to mix 28³/₈" desk height products with 26¹/₂" standard height products.
RDT Reff Desktop Tower	Left or right hand as applicable and embedded in the pattern number.	42" h desk top towers for use with single tier overhead bridges and floorstanding cabinet.
A Asymmetrical split	1. Case finish type: L, V1, V2, V3	56" h desk top tower for use with double tier overhead bridges and floor standing cabinet.
H Hinge door wood	2. Front finish type: L, V1, V2, V3	Hinge glass doors feature <u>no</u> pulls, only touch latch.
W Wood Shelves	3. Pull option: B=No pull (Customer's own pull) F=Bar pull (1 pull per door set) H=Outline pull N=No pull, touch latch R=Cylinder pull T=Tab pull (1 pull per door set)	Shelves to match case finish.
3 30" wide nominal	4. Lock option: L, N	Shelves on single height available with 2 adjustable shelves.
1 Letter depth 15" nominal	5. Lock finish: B=Black S=Matte Silver	Shelves on double high available with one fixed middle shelf, one upper and one lower adjustable shelf.
42 42" high nominal	6. Case finish: V316	For Desktop with open shelves, need to specify glass finish Glass options are: GL35 = Grey GL85 = Star Clear
L Left / Right hand option	7. Front finish: V316	From users perspective, the open shelves' location determines handedness. ie. Right hand - open shelves on right hand.
V2 Case finish type	8. Pull finish: Painted or Plated	
V2 Front finish type		
F Pull option		
L Lock option		
B Lock finish		
V316 Case finish		
V316 Front finish		
111 Pull finish		
GL35 Glass finish		

Overhead, 28³/₈" planning
Return and Bridges for overdesk units
L and U Configurations

description	d	w	pattern no.	L	V1	V2	V3
Return / Bridge 1 1/2" thick 	20"	36"	RSDR361(H/V)() ()	\$417.	\$464.	\$532.	\$721.
	20"	36"	RSDR362(H/V)() ()	441.	496.	569.	766.
	20"	42"	RSDR421(H/V)() ()	432.	485.	557.	752.
	20"	48"	RSDR481(H/V)() ()	454.	502.	578.	779.
	20"	54"	RSDR541(H/V)() ()	472.	522.	604.	816.
	20"	60"	RSDR601(H/V)() ()	534.	567.	651.	881.
	20"	66"	RSDR661(H/V)() ()	522.	582.	672.	906.
	24"	42"	RSDR422(H/V)() ()	460.	511.	587.	790.
	24"	48"	RSDR482(H/V)() ()	488.	548.	629.	848.
	24"	54"	RSDR542(H/V)() ()	522.	582.	672.	906.
	24"	60"	RSDR602(H/V)() ()	563.	627.	720.	970.
	24"	66"	RSDR662(H/V)() ()	577.	656.	744.	1,005.
	24"	72"	RSDR721(H/V)() ()	551.	615.	703.	951.
	24"	72"	RSDR722(H/V)() ()	606.	675.	778.	1,051.

Order Code

Example: RSDR361(H/V)() ()	
R	Reff
S	Straight top
D	1 1/2" top
R	Return
36	36" wide
1	20" deep
H/V	Horizontal or Vertical grain
()	Grommet type
()	Grommet finish
()	Worksurface finish

Specification Information

To order please specify pattern number including:

- Grommet type:
F = Flush
N = No Grommet
- Grommet finish:
Painted or Plated
- Worksurface finish:
L, V1, V2, V3

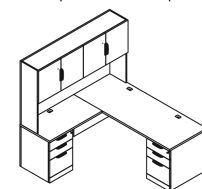
Application Notes

It is Not advisable to mix 28³/₈"h desk height products with 26¹/₂" standard height products.

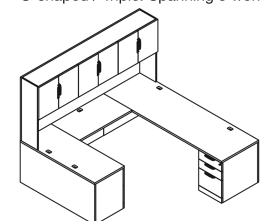
Product on this page will accept wood grain laminate, where laminate is currently an option.

The above pattern codes must be used in any 'L' and 'U' configurations as shown below.

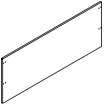
L-shaped / Double: Spanning 2 worksurfaces



U-shaped / Triple: Spanning 3 worksurfaces



Overhead, 28³/₈" planning Modesty Panels L and U Configuration

description	w	h	th	pattern no.	L	V1	V2	V3
 Full Height Modesty, 28 ³ / ₈ "h	36"	28"	1"	RBR36MS()	\$340.	\$478.	\$548.	\$740.
	42"	28"	1"	RBR42MS()	365.	519.	598.	807.
	48"	28"	1"	RBR48MS()	411.	584.	672.	907.
	54"	28"	1"	RBR54MS()	431.	614.	702.	948.
	60"	28"	1"	RBR60MS()	447.	629.	726.	982.
	66"	28"	1"	RBR66MS()	463.	659.	762.	1,029.
	72"	28"	1"	RBR72MS()	512.	726.	835.	1,126.

* use with 1 1/2" thick worksurfaces.

Order Code

Example: RBR36	
R	Reff
B	Bridge
R	Return
36	36" wide
M	Full Height Modesty Placement for 28 ³ / ₈ "
()	Finish

Specification Information

To order please specify pattern number including:

1. Modesty Finish:
L, V1, V2, V3

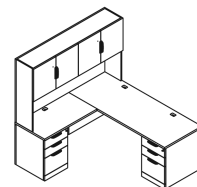
Application Notes

It is Not advisable to mix 28³/₈"h desk height products with 26¹/₂" standard height products.

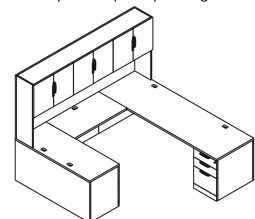
Products on this page **Excluding any vertical surface, ie; modesty panels over 60"** will accept wood grain laminate, where laminate is currently an option.

The above pattern codes must be used in any 'L' and 'U' configurations as shown below.

L-shaped / Double: Spanning 2 worksurfaces

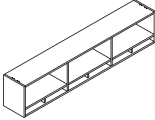


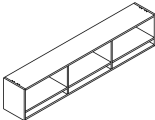
U-shaped / Triple: Spanning 3 worksurfaces



Single high

Wall hung with and without Center Gables

description	w	d	h	cubby divider	interior gable	pattern no.	L	V1	V2	V3
Wall-hung overhead cabinet open /cubby with center gable 	30"	15"	20"	1		ROMCGSHP301()()	\$1,262.	\$1,801.	\$2,072.	\$2,694.
	36"	15"	20"	1		ROMCGSHP361()()	1,301.	1,858.	2,137.	2,778.
	42"	15"	20"	2		ROMCGSHP421()()	1,414.	2,019.	2,323.	3,019.
	48"	15"	20"	2		ROMCGSHP481()()	1,471.	2,101.	2,415.	3,139.
	54"	15"	20"	2		ROMCGSHP541()()	1,724.	2,463.	2,833.	3,682.
	60"	15"	20"	2	1	ROMCGSHP601()()	2,001.	2,858.	3,286.	4,272.
	66"	15"	20"	2	1	ROMCGSHP661()()	2,038.	2,911.	3,347.	4,351.
	72"	15"	20"	2	1	ROMCGSHP721()()	2,078.	2,967.	3,413.	4,438.
	78"	15"	20"	2	1	ROMCGSHP781()()	2,182.	3,117.	3,584.	4,659.
	84"	15"	20"	3	2	ROMCGSHP841()()	2,538.	3,624.	4,167.	5,417.
90"	15"	20"	3	2	ROMCGSHP901()()	2,580.	3,685.	4,238.	5,509.	
96"	15"	20"	3	2	ROMCGSHP961()()	2,621.	3,744.	4,305.	5,597.	

Wall-hung overhead cabinet open /cubby without center gable 	30"	15"	20"			ROMOCSHP301()()	1,136.	1,622.	1,864.	2,425.
	36"	15"	20"			ROMOCSHP361()()	1,172.	1,673.	1,923.	2,501.
	42"	15"	20"	1		ROMOCSHP421()()	1,273.	1,817.	2,089.	2,718.
	48"	15"	20"	1		ROMOCSHP481()()	1,324.	1,891.	2,174.	2,826.
	54"	15"	20"	1		ROMOCSHP541()()	1,552.	2,217.	2,550.	3,313.
	60"	15"	20"		1	ROMOCSHP601()()	1,800.	2,573.	2,958.	3,846.
	66"	15"	20"		1	ROMOCSHP661()()	1,835.	2,620.	3,013.	3,918.
	72"	15"	20"		1	ROMOCSHP721()()	1,870.	2,670.	3,072.	3,994.
	78"	15"	20"		1	ROMOCSHP781()()	1,964.	2,805.	3,226.	4,193.
	84"	15"	20"		2	ROMOCSHP841()()	2,284.	3,262.	3,751.	4,876.
90"	15"	20"		2	ROMOCSHP901()()	2,322.	3,318.	3,815.	4,958.	
96"	15"	20"		2	ROMOCSHP961()()	2,359.	3,369.	3,874.	5,037.	

Without center gable

Order Code	Specification Information
Example: ROMCGSHP301	<i>To order please specify:</i>
R Reff	1. Finish type: L = Laminate
O Overhead	1 = V1
M Wall mount	2 = V2
CG Center Gable	3 = V3
SH Single high	2. Case finish
P Planning	
30 30" width	
1 Letter depth	
2 Case finish type	
V316 V2 finish	

It is Not advisable to mix 28³/₈"h desk height products with 26¹/₂" standard height products.

Product on this page **Excluding J-pull option and any vertical surface over 60"**, will accept wood grain laminate, where laminate is currently an option.

These products are Glue and Dowel Construction.

Knoll does not assume any responsibility for the installation, attachment or the securing of wall hung units to the wall.

A certified building contractor should be consulted.

Please refer to wall mounting information on page 400.

Letter depth is 15" nominal.

Fascias ordered separately

Tasklights ordered separately

Tack/Task panel order separately

Wall hung cabinets come with wall hung cleates

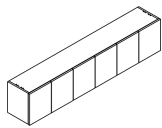
Overhead backs are finished in Veneer/Laminate on inside and paper finished on the outside.

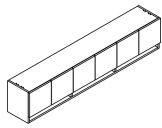
Interior clearance dimensions:
Above opening: 13¹/₈"h x 13¹/₂"d
Cubby: 3¹/₂"h x 13¹/₂"d

dimensions noted nominal

Single high

Wall hung with doors

description	w	d	h	dr	pattern no.	L/L	L/V1	L/V2	L/V3	V1/V1	V2/V2	V3/V3
Wall-hung overhead cabinet hinge door, cubby concealed 	30"	15"	20"	2	ROMHSHP301()	\$1,947.	\$2,183.	\$2,283.	\$2,382.	\$2,778.	\$3,196.	\$4,154.
	36"	15"	20"	2	ROMHSHP361()	1,997.	2,240.	2,341.	2,443.	2,851.	3,278.	4,262.
	42"	15"	20"	3	ROMHSHP421()	2,563.	2,875.	3,007.	3,136.	3,659.	4,208.	5,469.
	48"	15"	20"	3	ROMHSHP481()	2,630.	2,952.	3,086.	3,219.	3,756.	4,319.	5,615.
	54"	15"	20"	4	ROMHSHP541()	2,794.	3,136.	3,278.	3,420.	3,990.	4,590.	5,965.
	60"	15"	20"	4	ROMHSHP601()	3,154.	3,540.	3,701.	3,863.	4,506.	5,181.	6,736.
	66"	15"	20"	4	ROMHSHP661()	3,207.	3,598.	3,762.	3,926.	4,579.	5,267.	6,846.
	72"	15"	20"	4	ROMHSHP721()	3,260.	3,659.	3,825.	3,992.	4,657.	5,356.	6,962.
	78"	15"	20"	4	ROMHSHP781()	3,379.	3,791.	3,963.	4,136.	4,825.	5,548.	7,213.
	84"	15"	20"	6	ROMHSHP841()	4,255.	4,774.	4,990.	5,207.	6,076.	6,987.	9,081.
90"	15"	20"	6	ROMHSHP901()	4,307.	4,832.	5,051.	5,271.	6,150.	7,072.	9,193.	
96"	15"	20"	6	ROMHSHP961()	4,363.	4,894.	5,119.	5,341.	6,230.	7,166.	9,315.	

Wall-hung overhead cabinet hinge door, cubby exposed 	30"	15"	20"	2	ROMHCSHP301()	1,846.	2,072.	2,165.	2,260.	2,636.	3,032.	3,941.
	36"	15"	20"	2	ROMHCSHP361()	1,895.	2,126.	2,224.	2,320.	2,706.	3,113.	4,046.
	42"	15"	20"	3	ROMHCSHP421()	2,501.	2,806.	2,934.	3,062.	3,571.	4,107.	5,339.
	48"	15"	20"	3	ROMHCSHP481()	2,600.	2,917.	3,051.	3,182.	3,713.	4,270.	5,552.
	54"	15"	20"	3	ROMHCSHP541()	2,657.	2,982.	3,118.	3,252.	3,795.	4,364.	5,673.
	60"	15"	20"	4	ROMHCSHP601()	2,950.	3,310.	3,460.	3,611.	4,213.	4,844.	6,298.
	66"	15"	20"	4	ROMHCSHP661()	2,996.	3,361.	3,513.	3,667.	4,279.	4,920.	6,397.
	72"	15"	20"	4	ROMHCSHP721()	3,048.	3,420.	3,574.	3,730.	4,353.	5,004.	6,508.
	78"	15"	20"	4	ROMHCSHP781()	3,114.	3,494.	3,652.	3,812.	4,447.	5,113.	6,648.
	84"	15"	20"	6	ROMHCSHP841()	3,932.	4,412.	4,613.	4,813.	5,615.	6,457.	8,394.
90"	15"	20"	6	ROMHCSHP901()	4,000.	4,488.	4,691.	4,894.	5,712.	6,568.	8,538.	
96"	15"	20"	6	ROMHCSHP961()	4,051.	4,546.	4,752.	4,958.	5,786.	6,653.	8,648.	

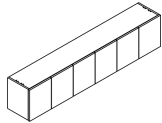
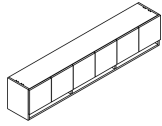
Order Code	Specification Information	Application Notes
Example: ROMHSHP301 ()()()()()()	To order please specify: 1. <i>Case finish type:</i> L = Laminate 1 = V1 2 = V2 3 = V3 2. <i>Front finish type:</i> L = Laminate 1 = V1 2 = V2 3 = V3 3. <i>Pull option:</i> B = Blank, no drilling, Customer's own pull C = nickel finish C-pull (nickel finish only) D = metal D-pull (PZ or PT) F = Bar (1 pull per door set) H = Outline R = Cylinder S = S-pull (stainless steel finish only) T = Tab (1 pull per door set) 4. <i>Lock option:</i> N=no drilling L=locking 5. <i>Lock finish:</i> B=Black S=Matte silver 6. <i>Case finish:</i> V316 7. <i>Front finish:</i> V316 8. <i>Pull finish:</i> Painted or plated	It is Not advisable to mix 28 ³ / ₈ "h desk height products with 26 ¹ / ₂ " standard height products. Product on this page Excluding J-pull option and any vertical surface over 60" , will accept wood grain laminate, where laminate is currently an option. These products are Glue and Dowel Construction. Knoll does not assume any responsibility for the installation, attachment or the securing of wall hung units to the wall. A certified building contractor should be consulted. Please refer to wall mounting information on page 400. Letter depth is 15" nominal. Fascias ordered separately Tasklights not included Tack/Task panel order separately Overhead backs are finished in Veneer/Laminate on inside and paper finished on the outside. Wall hung cabinets come with wall hung cleats. Interior clearance dimensions: Above opening: 13 ¹ / ₈ "h x 13 ¹ / ₂ "d Cubby: 3 ¹ / ₂ "h x 13 ¹ / ₂ "d The single door in a 3 door unit, such as 42" w and 48" w units, is hinged on the left hand side.
R Reff O Overhead M Wall mount H Hinge door SH Single High P Planning 30 Width 1 Depth (letter) 2 Case finish type 2 Front finish type H Pull option L Lock option B Lock finish V316 Case finish V316 Front finish PU Pull finish		

dimensions noted nominal

Single high

Wall hung with glass doors

description	w	d	h	dr	pattern no.	L	V1	V2	V3
Wall-hung overhead cabinet glass hinge door, <i>cubby exposed</i>	30"	15"	20"	2	ROMGHCSHP301()()()	\$2,646.	\$2,941.	\$3,383.	\$4,398.
	36"	15"	20"	2	ROMGHCSHP361()()()	2,768.	3,078.	3,539.	4,601.
	42"	15"	20"	3	ROMGHCSHP421()()()	3,550.	3,947.	4,541.	5,901.
	48"	15"	20"	3	ROMGHCSHP481()()()	3,670.	4,081.	4,692.	6,100.
	54"	15"	20"	3	ROMGHCSHP541()()()	3,931.	4,370.	5,026.	6,533.
	60"	15"	20"	4	ROMGHCSHP601()()()	4,369.	4,858.	5,586.	7,262.
	66"	15"	20"	4	ROMGHCSHP661()()()	4,501.	5,003.	5,755.	7,481.
	72"	15"	20"	4	ROMGHCSHP721()()()	4,613.	5,129.	5,898.	7,669.
	78"	15"	20"	4	ROMGHCSHP781()()()	4,807.	5,345.	6,146.	7,989.
	84"	15"	20"	6	ROMGHCSHP841()()()	5,924.	6,585.	7,573.	9,846.
	90"	15"	20"	6	ROMGHCSHP901()()()	5,996.	6,665.	7,665.	9,965.
96"	15"	20"	6	ROMGHCSHP961()()()	6,128.	6,812.	7,835.	10,186.	
Wall-hung overhead cabinet glass hinge door, <i>cubby concealed</i>	30"	15"	20"	2	ROMGHSHP301()()()	2,980.	3,586.	4,124.	5,360.
	36"	15"	20"	2	ROMGHSHP361()()()	3,125.	3,762.	4,326.	5,624.
	42"	15"	20"	3	ROMGHSHP421()()()	3,996.	4,809.	5,530.	7,190.
	48"	15"	20"	3	ROMGHSHP481()()()	4,116.	4,955.	5,697.	7,408.
	54"	15"	20"	3	ROMGHSHP541()()()	4,408.	5,305.	6,101.	7,931.
	60"	15"	20"	4	ROMGHSHP601()()()	4,726.	5,688.	6,542.	8,504.
	66"	15"	20"	4	ROMGHSHP661()()()	4,856.	5,845.	6,722.	8,738.
	72"	15"	20"	4	ROMGHSHP721()()()	4,994.	6,010.	6,912.	8,986.
	78"	15"	20"	4	ROMGHSHP781()()()	5,245.	6,313.	7,260.	9,438.
	84"	15"	20"	6	ROMGHSHP841()()()	6,232.	7,500.	8,626.	11,213.
	90"	15"	20"	6	ROMGHSHP901()()()	6,377.	7,676.	8,828.	11,475.
96"	15"	20"	6	ROMGHSHP961()()()	6,501.	7,821.	8,999.	11,698.	



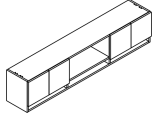
Order Code	Specification Information	Application Notes
Example: ROMGHCSHP301 ()()()	To order please specify:	It is Not advisable to mix 28 ³ / ₈ "h desk height products with 26 ¹ / ₂ " standard height products.
R Reff	1. Case Finish type: L = Laminate 1 = V1 2 = V2 3 = V3	Letter depth is 15" nominal.
O Overhead	2. Case finish: Laminate, V1, V2, V3	Fascias ordered separately
M Wall mount	3. Door frame finish: Anodized or painted	Tasklights not included
GHC Glass hinge door/ cubby	4. Glass door finish: GL11 GL14 GL15 GL18	Tack/Task panel order separately
SH Single High	5. Lock option: L = Lock N = No lock	Overhead backs are finished in Veneer/Laminate on inside and paper finished on the outside.
P Planning	6. Lock finish: B = Black S = Matte silver	Wall hung cabinets come with wall hung cleats.
30 Width		Interior clearance dimensions: Above opening: 13 ¹ / ₈ "h x 13 ¹ / ₂ "d Cubby: 3 ¹ / ₂ "h x 13 ¹ / ₂ "d
1 Depth (letter)		The single door in a 3 door unit, such as 42" w and 48" w units, is hinged on the left hand side.
2 Case finish type		No pull option on Glass doors. Glass doors project below shelf for opening.
V316 Case finish		
AU Door frame finish		
GL11 Door glass finish		
L Lock option		
S Lock finish		

dimensions noted nominal

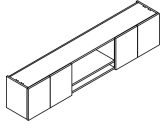
Single high

Wall hung with doors, open

description	w	d	h	dr	pattern no.	L/L	L/V1	L/V2	L/V3	V1/V1	V2/V2	V3/V3
Wall Hung overhead cabinet	60"	15"	20"	2	ROMHOC SHP 601() () () () () ()	\$2,662.	\$2,987.	\$3,123.	\$3,257.	\$3,937.	\$4,527.	\$5,886.
hinge door / open /	66"	15"	20"	2	ROMHOC SHP 661() () () () () ()	2,702.	3,031.	3,170.	3,307.	3,996.	4,596.	5,975.
cubby exposed	72"	15"	20"	2	ROMHOC SHP 721() () () () () ()	2,746.	3,082.	3,221.	3,360.	4,062.	4,670.	6,072.
	78"	15"	20"	2	ROMHOC SHP 781() () () () () ()	2,814.	3,158.	3,302.	3,446.	4,162.	4,786.	6,223.
	84"	15"	20"	4	ROMHOC SHP 841() () () () () ()	3,271.	3,669.	3,834.	4,002.	4,836.	5,562.	7,230.
	90"	15"	20"	4	ROMHOC SHP 901() () () () () ()	3,321.	3,725.	3,895.	4,065.	4,912.	5,647.	7,341.
	96"	15"	20"	4	ROMHOC SHP 961() () () () () ()	3,362.	3,773.	3,944.	4,116.	4,974.	5,719.	7,435.



Wall Hung overhead cabinet	60"	15"	20"	2	ROMHOSH P 601() () () () () ()	2,848.	3,196.	3,342.	3,485.	4,213.	4,844.	6,298.
hinge door / open /	66"	15"	20"	2	ROMHOSH P 661() () () () () ()	2,891.	3,243.	3,392.	3,538.	4,276.	4,918.	6,393.
cubby concealed	72"	15"	20"	2	ROMHOSH P 721() () () () () ()	2,938.	3,298.	3,446.	3,595.	4,346.	4,997.	6,497.
	78"	15"	20"	2	ROMHOSH P 781() () () () () ()	3,011.	3,379.	3,533.	3,687.	4,453.	5,121.	6,659.
	84"	15"	20"	4	ROMHOSH P 841() () () () () ()	3,500.	3,926.	4,102.	4,282.	5,175.	5,951.	7,736.
	90"	15"	20"	4	ROMHOSH P 901() () () () () ()	3,553.	3,986.	4,168.	4,350.	5,256.	6,042.	7,855.
	96"	15"	20"	4	ROMHOSH P 961() () () () () ()	3,597.	4,037.	4,220.	4,404.	5,322.	6,119.	7,955.



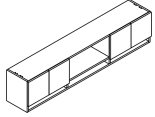
Order Code	Specification Information	Application Notes
Example: ROMHOC SHP 601 () () ()	To order please specify:	It is Not advisable to mix 28 ³ / ₈ "h desk height products with 26 ¹ / ₂ " standard height products.
R Reff	1. Case finish type: L = Laminate 1 = V1 2 = V2 3 = V3	Letter depth is 15" nominal.
O Overhead	2. Front finish type: L = Laminate 1 = V1 2 = V2 3 = V3	Fascias ordered separately
M Wall mount	3. Pull option: B = Blank, no drilling, Customer's own pull C = nickel finish C-pull (nickel finish only) D = metal D-pull (PZ or PT) F = Bar (1 pull per door set) H = Outline R = Cylinder S = S-pull (stainless steel finish only) T = Tab (1 pull per door set)	Tasklights not included
HOC Hinge door/Open/Cubby	4. Lock Option: N = no lock drilling L = locking	Tack/Task panel order separately
SH Single high	5. Lock finish: B=Black S=Matte silver	Wall hung cabinets come with wall hung cleats.
P Planning	6. Case Finish:	Interior clearance dimensions: Above opening: 13 ¹ / ₈ "h x 13 ¹ / ₂ "d Cubby: 3 ¹ / ₂ "h x 13 ¹ / ₂ "d
60 Width	7. Front Finish:	Doors project below shelf for openings.
1 Letter depth	8. Pull Finish: Painted or plated	
2 Case finish type		
2 Front finish type		
L Lock option		
B Lock Finish		
B Black lock		
V316 Case finish		
V316 Front finish		

dimensions noted nominal

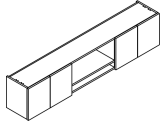
Single high

Wall hung with glass doors, open

description	w	d	h	dr	pattern no.	L	V1	V2	V3
Wall Hung overhead cabinet	60"	15"	20"	2	ROMGHOC SHP601() () ()	\$3,268.	\$4,166.	\$4,790.	\$6,228.
glass hinge door / open / cubby exposed	66"	15"	20"	2	ROMGHOC SHP661() () ()	3,345.	4,264.	4,904.	6,375.
	72"	15"	20"	2	ROMGHOC SHP721() () ()	3,414.	4,353.	5,004.	6,508.
	78"	15"	20"	2	ROMGHOC SHP781() () ()	3,509.	4,474.	5,146.	6,690.
	84"	15"	20"	4	ROMGHOC SHP841() () ()	4,300.	5,264.	6,053.	7,870.
	90"	15"	20"	4	ROMGHOC SHP901() () ()	4,353.	5,328.	6,129.	7,966.
	96"	15"	20"	4	ROMGHOC SHP961() () ()	4,444.	5,439.	6,256.	8,132.



description	w	d	h	dr	pattern no.	L	V1	V2	V3
Wall Hung overhead cabinet	60"	15"	20"	2	ROMGHOSH P601() () ()	3,975.	5,069.	5,828.	7,577.
glass hinge door / open / cubby concealed	66"	15"	20"	2	ROMGHOSH P661() () ()	4,059.	5,175.	5,951.	7,737.
	72"	15"	20"	2	ROMGHOSH P721() () ()	4,161.	5,305.	6,101.	7,931.
	78"	15"	20"	2	ROMGHOSH P781() () ()	4,279.	5,456.	6,273.	8,157.
	84"	15"	20"	4	ROMGHOSH P841() () ()	5,018.	6,399.	7,359.	9,566.
	90"	15"	20"	4	ROMGHOSH P901() () ()	5,125.	6,535.	7,516.	9,770.
	96"	15"	20"	4	ROMGHOSH P961() () ()	5,208.	6,640.	7,637.	9,927.

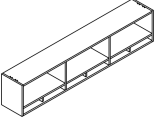
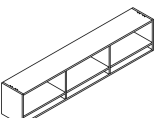


Order Code	Specification Information	Application Notes
Example: ROMGHOC SHP601 () () () ()	To order please specify:	It is Not advisable to mix 28³/₈"h desk height products with 26¹/₂" standard height products.
R Reff	1. Case finish type: L = Laminate 1 = V1 2 = V2 3 = V3	Letter depth is 15" nominal.
O Overhead	2. Case finish: Laminate, V1, V2, V3	Fascias ordered separately
M Wall mount	3. Door Frame finish: Painted or Anodized	Tasklights not included
GHOC Glass hinge door/Open/Cubby	4. Door Glass finish: GL11, GL14, GL15, GL18	Tack/Task panel order separately
SH Single high	5. Lock option: L = Lock N = No lock	Overhead backs are finished in Veneer/Laminate on inside and paper finished on the outside.
P Planning	6. Lock finish: B = Black S = Matte silver	Wall hung cabinets come with wall hung cleats.
60 Width		Interior clearance dimensions: Above opening: 13 ¹ / ₈ "h x 13 ¹ / ₂ "d Cubby: 3 ¹ / ₂ "h x 13 ¹ / ₂ "d
1 Depth, Letter		No pull options on glass doors.
2 Case finish type, V2		Glass doors project below shelf for opening.
V316 Case finish		
AA Door frame finish		
GL11 Back painted glass door finish		
L Lock option		
S Lock finish		

dimensions noted nominal

Single high

Cabinet hung with and without Center Gables

description	w	d	h	cubby divider	interior gable	pattern no.	L	V1	V2	V3
Cabinet-hung overhead cabinet open /cubby with center gable 	30"	15"	20"	1		ROCCGSH301 ()()	\$1,337.	\$1,910.	\$2,196.	\$2,856.
	36"	15"	20"	1		ROCCGSH361 ()()	1,376.	1,965.	2,259.	2,937.
	42"	15"	20"	2		ROCCGSH421 ()()	1,487.	2,124.	2,442.	3,175.
	48"	15"	20"	2		ROCCGSH481 ()()	1,529.	2,182.	2,510.	3,264.
	54"	15"	20"	2		ROCCGSH541 ()()	1,780.	2,543.	2,923.	3,801.
	60"	15"	20"	2	1	ROCCGSH601 ()()	2,056.	2,936.	3,377.	4,390.
	66"	15"	20"	2	1	ROCCGSH661 ()()	2,091.	2,985.	3,433.	4,464.
	72"	15"	20"	2	1	ROCCGSH721 ()()	2,132.	3,044.	3,500.	4,550.
	78"	15"	20"	2	1	ROCCGSH781 ()()	2,218.	3,168.	3,643.	4,735.
	84"	15"	20"	3	2	ROCCGSH841 ()()	2,571.	3,672.	4,223.	5,490.
	90"	15"	20"	3	2	ROCCGSH901 ()()	2,612.	3,729.	4,290.	5,576.
96"	15"	20"	3	2	ROCCGSH961 ()()	2,652.	3,787.	4,356.	5,662.	
Cabinet-hung overhead cabinet open /cubby without center gable 	30"	15"	20"			ROCOSH301 ()()	1,204.	1,719.	1,977.	2,571.
	36"	15"	20"			ROCOSH361 ()()	1,239.	1,768.	2,032.	2,644.
	42"	15"	20"	1		ROCOSH421 ()()	1,337.	1,913.	2,198.	2,857.
	48"	15"	20"	1		ROCOSH481 ()()	1,376.	1,964.	2,259.	2,936.
	54"	15"	20"	1		ROCOSH541 ()()	1,603.	2,288.	2,631.	3,422.
	60"	15"	20"		1	ROCOSH601 ()()	1,850.	2,643.	3,038.	3,949.
	66"	15"	20"		1	ROCOSH661 ()()	1,882.	2,687.	3,090.	4,018.
	72"	15"	20"		1	ROCOSH721 ()()	1,919.	2,739.	3,149.	4,094.
	78"	15"	20"		1	ROCOSH781 ()()	1,997.	2,851.	3,279.	4,262.
	84"	15"	20"		2	ROCOSH841 ()()	2,314.	3,305.	3,801.	4,941.
	90"	15"	20"		2	ROCOSH901 ()()	2,351.	3,357.	3,860.	5,020.
96"	15"	20"		2	ROCOSH961 ()()	2,387.	3,408.	3,920.	5,096.	

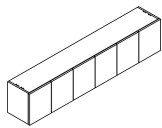
Without center gable

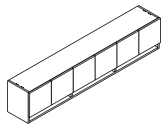
Order Code	Specification Information	Application Notes
Example: ROCCGSH301S0 ()()	<i>To order please specify:</i>	
R Reff	1. Case Finish type: L = Laminate	Letter depth is 15" nominal.
O Overhead	1 = V1	Place holder for legal depth if required (20").
C Cabinet hung	2 = V2	Fascias ordered separately
CG Center Gable	3 = V3	Tasklights ordered separately
SH Single high	2. Case finish: Laminate, V1, V2, V3	Tack/Task panel order separately
P Planning		Overhead backs are finished in Veneer/Laminate on inside and paper finished on the outside.
30 30" width		Installation instruction sheets available on Knoll Exchange.
1 Depth (letter)		Reference number 6TP00080.
2 Case finish		
V316 Case finish		Interior clearance dimensions: Above opening: 13 1/8" h x 13 1/2" d Cubby: 3 1/2" h x 13 1/2" d

dimensions noted nominal

Single high

Cabinet hung with doors

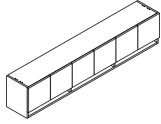
description	w	d	h	dr	pattern no.	L/L	L/V1	L/V2	L/V3	V1/V1	V2/V2	V3/V3	
Cabinet-hung overhead cabinet hinge door, cubby concealed 	30"	15"	20"	2	ROCHSHP301	() () () () () ()	\$2,010.	\$2,256.	\$2,358.	\$2,461.	\$2,870.	\$3,301.	\$4,292.
	36"	15"	20"	2	ROCHSHP361	() () () () () ()	2,058.	2,310.	2,415.	2,520.	2,939.	3,381.	4,395.
	42"	15"	20"	3	ROCHSHP421	() () () () () ()	2,623.	2,942.	3,076.	3,210.	3,746.	4,307.	5,600.
	48"	15"	20"	3	ROCHSHP481	() () () () () ()	2,676.	3,002.	3,139.	3,276.	3,821.	4,395.	5,713.
	54"	15"	20"	3	ROCHSHP541	() () () () () ()	2,837.	3,183.	3,329.	3,473.	4,052.	4,660.	6,058.
	60"	15"	20"	4	ROCHSHP601	() () () () () ()	3,198.	3,587.	3,751.	3,914.	4,566.	5,251.	6,826.
	66"	15"	20"	4	ROCHSHP661	() () () () () ()	3,247.	3,643.	3,810.	3,975.	4,636.	5,332.	6,933.
	72"	15"	20"	4	ROCHSHP721	() () () () () ()	3,300.	3,703.	3,871.	4,039.	4,712.	5,419.	7,045.
	78"	15"	20"	4	ROCHSHP781	() () () () () ()	3,402.	3,818.	3,992.	4,165.	4,859.	5,587.	7,263.
	84"	15"	20"	6	ROCHSHP841	() () () () () ()	4,278.	4,799.	5,017.	5,235.	6,108.	7,023.	9,130.
	90"	15"	20"	6	ROCHSHP901	() () () () () ()	4,326.	4,855.	5,075.	5,296.	6,180.	7,105.	9,237.
96"	15"	20"	6	ROCHSHP961	() () () () () ()	4,382.	4,916.	5,140.	5,362.	6,257.	7,196.	9,353.	

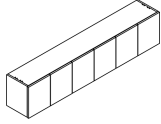
Cabinet-hung overhead cabinet hinge door, cubby exposed 	30"	15"	20"	2	ROCHCSHP301	() () () () () ()	1,909.	2,143.	2,241.	2,338.	2,728.	3,137.	4,078.
	36"	15"	20"	2	ROCHCSHP361	() () () () () ()	1,957.	2,195.	2,295.	2,396.	2,796.	3,215.	4,179.
	42"	15"	20"	3	ROCHCSHP421	() () () () () ()	2,562.	2,875.	3,006.	3,136.	3,658.	4,207.	5,468.
	48"	15"	20"	3	ROCHCSHP481	() () () () () ()	2,646.	2,969.	3,103.	3,239.	3,778.	4,345.	5,649.
	54"	15"	20"	3	ROCHCSHP541	() () () () () ()	2,701.	3,030.	3,168.	3,305.	3,857.	4,436.	5,766.
	60"	15"	20"	4	ROCHCSHP601	() () () () () ()	2,993.	3,357.	3,510.	3,663.	4,273.	4,915.	6,388.
	66"	15"	20"	4	ROCHCSHP661	() () () () () ()	3,036.	3,407.	3,561.	3,716.	4,336.	4,986.	6,481.
	72"	15"	20"	4	ROCHCSHP721	() () () () () ()	3,087.	3,463.	3,620.	3,778.	4,409.	5,070.	6,590.
	78"	15"	20"	4	ROCHCSHP781	() () () () () ()	3,138.	3,520.	3,680.	3,840.	4,480.	5,152.	6,699.
	84"	15"	20"	6	ROCHCSHP841	() () () () () ()	3,955.	4,438.	4,638.	4,840.	5,647.	6,494.	8,443.
	90"	15"	20"	6	ROCHCSHP901	() () () () () ()	4,021.	4,510.	4,715.	4,920.	5,741.	6,601.	8,582.
96"	15"	20"	6	ROCHCSHP961	() () () () () ()	4,070.	4,566.	4,774.	4,982.	5,812.	6,682.	8,688.	

Order Code	Specification Information	Application Notes
Example: ROCHSHP30 () () () () () ()	<i>To order please specify:</i>	It is Not advisable to mix 28³/₈"h desk height products with 26¹/₂" standard height products.
R Reff	1. Case Finish type: L = Laminate 1 = V1 2 = V2 3 = V3	Letter depth is 15" nominal. Fascias ordered separately Tasklights not included
O Overhead	2. Front Finish type: L = Laminate 1 = V1 2 = V2 3 = V3	Task/Task panel order separately
C Cabinet mount	3. Pull option: B = Blank, no drilling, Customer's own pull C = nickel finish C-pull (nickel finish only) D = metal D-pull (PZ or PT) F = Bar (1 pull per door set) H = Outline R = Cylinder S = S-pull (stainless steel finish only) T = Tab (1 pull per door set)	Overhead backs are finished in Veneer/Laminate on inside and paper finished on the outside. Interior clearance dimensions: Above opening: 13 ¹ / ₈ "h x 13 ¹ / ₂ "d Cubby: 3 ¹ / ₂ "h x 13 ¹ / ₂ "d
H Hinge door	4. Lock option: N = no drilling, L = locking (wood or laminate doors only)	The single door in a 3 door unit, such as 42" w and 48" w units, is hinged on the left hand side.
SH Single High	5. Lock finish: B=Black, S=Matte silver	Doors project below shelf for opening.
P Planning	6. Case finish: Laminate or Wood	
30 Width	7. Front finish: Laminate or Wood	
1 Depth (letter)	8. Pull finish: Painted or Plated	
2 Case finish type		
2 Front finish type		
H Pull option		
L Lock option		
B Lock finish		
PU Pull finish		

dimensions noted nominal

Overhead, 28³/₈" planning
Single high
Cabinet hung with glass doors

description	w	d	h	dr	pattern no.	L	V1	V2	V3
Cabinet-hung overhead cabinet glass hinge door, <i>cubby exposed</i> 	30"	15"	20"	2	ROCGHCSHP301()()()	\$2,727.	\$3,032.	\$3,488.	\$4,532.
	36"	15"	20"	2	ROCGHCSHP361()()()	2,848.	3,166.	3,641.	4,732.
	42"	15"	20"	3	ROCGHCSHP421()()()	3,629.	4,034.	4,637.	6,031.
	48"	15"	20"	3	ROCGHCSHP481()()()	3,728.	4,145.	4,767.	6,197.
	54"	15"	20"	3	ROCGHCSHP541()()()	3,987.	4,434.	5,097.	6,627.
	60"	15"	20"	4	ROCGHCSHP601()()()	4,423.	4,918.	5,656.	7,353.
	66"	15"	20"	4	ROCGHCSHP661()()()	4,553.	5,061.	5,821.	7,567.
	72"	15"	20"	4	ROCGHCSHP721()()()	4,663.	5,184.	5,962.	7,751.
	78"	15"	20"	4	ROCGHCSHP781()()()	4,837.	5,378.	6,185.	8,040.
	84"	15"	20"	6	ROCGHCSHP841()()()	5,952.	6,618.	7,610.	9,894.
	90"	15"	20"	6	ROCGHCSHP901()()()	6,022.	6,694.	7,698.	10,008.
96"	15"	20"	6	ROCGHCSHP961()()()	6,151.	6,839.	7,864.	10,224.	

Cabinet-hung overhead cabinet glass hinge door, <i>cubby concealed</i> 	30"	15"	20"	2	ROCGHSH301()()()	2,946.	3,546.	4,078.	5,301.
	36"	15"	20"	2	ROCGHSH361()()()	3,090.	3,718.	4,276.	5,559.
	42"	15"	20"	3	ROCGHSH421()()()	3,957.	4,763.	5,478.	7,121.
	48"	15"	20"	3	ROCGHSH481()()()	4,085.	4,917.	5,654.	7,352.
	54"	15"	20"	3	ROCGHSH541()()()	4,346.	5,231.	6,015.	7,820.
	60"	15"	20"	4	ROCGHSH601()()()	4,663.	5,613.	6,455.	8,391.
	66"	15"	20"	4	ROCGHSH661()()()	4,790.	5,766.	6,630.	8,620.
	72"	15"	20"	4	ROCGHSH721()()()	4,926.	5,930.	6,819.	8,758.
	78"	15"	20"	4	ROCGHSH781()()()	5,157.	6,208.	7,139.	9,280.
	84"	15"	20"	6	ROCGHSH841()()()	6,142.	7,392.	8,502.	11,052.
	90"	15"	20"	6	ROCGHSH901()()()	6,281.	7,560.	8,693.	11,301.
96"	15"	20"	6	ROCGHSH961()()()	6,380.	7,679.	8,832.	11,481.	

Order Code	Specification Information	Application Notes
Example: ROCGHCSHP301 ()()()	<i>To order please specify:</i>	It is Not advisable to mix 28³/₈"h desk height products with 26¹/₂" standard height products.
R Reff	1. <i>Case Finish type:</i> L = Laminate 1 = V1 2 = V2 3 = V3	Letter depth is 15" nominal.
O Overhead	2. <i>Case finish:</i> Laminate, V1, V2, V3	Fascias ordered separately
C Cabinet mount	3. <i>Door frame finish:</i> Anodized or Painted	Tasklights not included
GHC Glas hinge door/ cubby	4. <i>Glass door finish:</i> GL11, GL14, GL15, GL18	Tack/Task panel order separately
SH Single High	5. <i>Lock option:</i> L = Lock N = No lock	Overhead backs are finished in Veneer/Laminate on inside and paper finished on the outside.
P Planning	6. <i>Lock finish:</i> B = Black S = Matte silver	Interior clearance dimensions: Above opening: 13 ¹ / ₈ "h x 13 ¹ / ₂ "d Cubby: 3 ¹ / ₂ "h x 13 ¹ / ₂ "d
30 Width		The single door in a 3 door unit, such as 42"w and 48"w units, is hinged on the left hand side.
1 Depth (letter)		No pull option on Glass doors. Glass doors project below shelf for opening.
2 Case finish type		
V316 Case finish		
AU Door frame finish		
GL11 Door glass finish		
L Lock option		
S Lock finish		

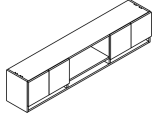
dimensions noted nominal

Overhead, 28³/₈" planning

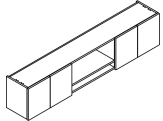
Single high

Cabinet hung with doors, open

description	w	d	h	dr	pattern no.	L/L	L/V1	L/V2	L/V3	V1/V1	V2/V2	V3/V3
Cabinet Hung overhead cabinet hinge door / open / cubby exposed	60"	15"	20"	2	ROCHOCSH601()	\$2,641.	\$2,963.	\$3,097.	\$3,232.	\$3,906.	\$4,492.	\$5,839.
	66"	15"	20"	2	ROCHOCSH661()	2,678.	3,007.	3,142.	3,279.	3,962.	4,556.	5,923.
	72"	15"	20"	2	ROCHOCSH721()	2,722.	3,054.	3,193.	3,331.	4,026.	4,629.	6,017.
	78"	15"	20"	2	ROCHOCSH781()	2,776.	3,115.	3,255.	3,397.	4,105.	4,722.	6,138.
	84"	15"	20"	4	ROCHOCSH841()	3,229.	3,624.	3,789.	3,954.	4,777.	5,494.	7,143.
	90"	15"	20"	4	ROCHOCSH901()	3,279.	3,678.	3,847.	4,013.	4,848.	5,576.	7,250.
96"	15"	20"	4	ROCHOCSH961()	3,319.	3,723.	3,893.	4,063.	4,909.	5,644.	7,337.	



Cabinet Hung overhead cabinet hinge door / open / cubby concealed	60"	15"	20"	2	ROCHOSH601()	2,826.	3,170.	3,314.	3,458.	4,179.	4,806.	6,248.
	66"	15"	20"	2	ROCHOSH661()	2,865.	3,217.	3,362.	3,509.	4,239.	4,875.	6,338.
	72"	15"	20"	2	ROCHOSH721()	2,913.	3,268.	3,417.	3,564.	4,308.	4,953.	6,438.
	78"	15"	20"	2	ROCHOSH781()	2,970.	3,333.	3,483.	3,635.	4,392.	5,053.	6,568.
	84"	15"	20"	2	ROCHOSH841()	3,455.	3,878.	4,054.	4,231.	5,111.	5,879.	7,643.
	90"	15"	20"	2	ROCHOSH901()	3,509.	3,935.	4,116.	4,294.	5,187.	5,966.	7,758.
96"	15"	20"	2	ROCHOSH961()	3,551.	3,984.	4,166.	4,347.	5,253.	6,039.	7,851.	



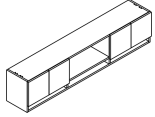
Order Code	Specification Information	Application Notes
Example: ROCHOCSH601 () R Reff O Overhead C Cabinet mount HOC Hinge door / Open / Cubby SH Single High P Planning 60 Width 1 Depth (letter) 2 Case finish type 2 Front finish type T Tab pull option L Lock option B Lock finish V316 Case finish V316 Front finish	<i>To order please specify:</i> 1. <i>Case finish type:</i> L = Laminate 1 = V1 2 = V2 3 = V3 2. <i>Front finish type:</i> L = Laminate 1 = V1 2 = V2 3 = V3 3. <i>Pull option:</i> B = Blank, no drilling, Customer's own pull C = nickel finish C-pull (nickel finish only) D = metal D-pull (PZ or PT) F = Bar (1 pull per door set) H = Outline R = Cylinder S = S-pull (stainless steel finish only) T = Tab (1 pull per door set) 4. <i>Lock option:</i> N=no drilling, L=locking 5. <i>Lock finish:</i> B=Black, S=Matte silver 6. <i>Case finish:</i> Wood or Laminate 7. <i>Front finish:</i> Wood or Laminate 8. <i>Pull finish:</i> Painted or Plated	It is Not advisable to mix 28³/₈"h desk height products with 26¹/₂" standard height products. Product on this page Excluding J-pull option and any vertical surface over 60" , will accept wood grain laminate, where laminate is currently an option. These products are Glue and Dowel Construction. Installation instruction sheets available on Knoll Exchange. Reference number 6TP00080. Letter depth is 15" nominal. Fascias ordered separately Tasklights not included Tack/Task panel order separately Overhead backs are finished in Veneer/Laminate on inside and paper finished on the outside. Interior clearance dimensions: Above opening: 13 ¹ / ₈ "h x 13 ¹ / ₂ "d Cubby: 3 ¹ / ₂ "h x 13 ¹ / ₂ "d Doors project below shelf for opening.

dimensions noted nominal

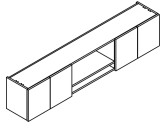
Single high

Cabinet hung with glass doors, open

description	w	d	h	dr	pattern no.	L	V1	V2	V3
Cabinet Hung overhead cabinet glass hinge door / open / cubby exposed	60"	15"	20"	2	ROCGHOC SHP 601() () () ()	\$3,243.	\$4,135.	\$4,755.	\$6,182.
	66"	15"	20"	2	ROCGHOC SHP 661() () () ()	3,318.	4,230.	4,865.	6,324.
	72"	15"	20"	2	ROCGHOC SHP 721() () () ()	3,386.	4,317.	4,965.	6,454.
	78"	15"	20"	2	ROCGHOC SHP 781() () () ()	3,464.	4,417.	5,079.	6,604.
	84"	15"	20"	4	ROCGHOC SHP 841() () () ()	4,253.	5,205.	5,985.	7,782.
	90"	15"	20"	4	ROCGHOC SHP 901() () () ()	4,304.	5,267.	6,057.	7,874.
	96"	15"	20"	4	ROCGHOC SHP 961() () () ()	4,391.	5,375.	6,182.	8,036.



description	w	d	h	dr	pattern no.	L	V1	V2	V3
Cabinet Hung overhead cabinet glass hinge door / open / cubby concealed	60"	15"	20"	2	ROCGHOSH P 601() () () ()	3,918.	4,995.	5,744.	7,467.
	66"	15"	20"	2	ROCGHOSH P 661() () () ()	3,999.	5,098.	5,864.	7,622.
	72"	15"	20"	2	ROCGHOSH P 721() () () ()	4,100.	5,227.	6,010.	7,814.
	78"	15"	20"	2	ROCGHOSH P 781() () () ()	4,198.	5,353.	6,156.	8,002.
	84"	15"	20"	4	ROCGHOSH P 841() () () ()	4,936.	6,294.	7,237.	9,409.
	90"	15"	20"	4	ROCGHOSH P 901() () () ()	5,041.	6,427.	7,391.	9,609.
	96"	15"	20"	4	ROCGHOSH P 961() () () ()	5,121.	6,529.	7,509.	9,761.

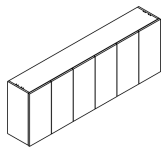


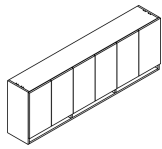
Order Code	Specification Information	Application Notes
Example: ROCGHOCSHP601()()()()	<i>To order please specify:</i>	It is Not advisable to mix 28³/₈"h desk height products with 26¹/₂" standard height products.
R Reff	1. <i>Case finish type:</i> L = Laminate 1 = V1 2 = V2 3 = V3	Letter depth is 15" nominal. Fascias ordered separately Tasklights not included
O Overhead	2. <i>Case finish:</i> Laminate, V1, V2, V3	Task/Task panel order separately
C Cabinet mount	3. <i>Door Frame finish:</i> Painted or Anodized	Overhead backs are finished in Veneer/Laminate on inside and paper finished on the outside.
GHOC Glass hinge door / Open / Cubby	4. <i>Door Glass finish:</i> GL11, GL14, GL15, GL18	Interior clearance dimensions: Above opening: 13 ¹ / ₈ "h x 13 ¹ / ₂ "d Cubby: 3 ¹ / ₂ "h x 13 ¹ / ₂ "d
SH Single High	5. <i>Lock option:</i> L = Lock N = No lock	The single door in a 3 door unit, such as 42"w and 48"w units, is hinged on the left hand side.
P Planning	6. <i>Lock finish:</i> B = Black S = Matte silver	Doors project below shelf for opening.
60 Width		
1 Depth (letter)		
2 Case finish type; V2		
V316 Case finish		
AA Door frame finish		
GL11 Back painted glass door		
L Lock option		
S Lock finish		

dimensions noted nominal

Double high

Wall hung

description	w	d	h	dr	pattern no.	L/L	L/V1	L/V2	L/V3	V1/V1	V2/V2	V3/V3
Wall-hung overhead cabinet hinge door, cubby concealed 	30"	15"	33"	2	ROMHDHP301()	\$2,285.	\$2,563.	\$2,681.	\$2,798.	\$3,264.	\$3,752.	\$4,878.
	36"	15"	33"	2	ROMHDHP361()	2,362.	2,651.	2,771.	2,891.	3,374.	3,879.	5,042.
	42"	15"	33"	3	ROMHDHP421()	3,165.	3,550.	3,712.	3,873.	4,519.	5,197.	6,755.
	48"	15"	33"	3	ROMHDHP481()	3,256.	3,652.	3,819.	3,984.	4,650.	5,348.	6,951.
	54"	15"	33"	3	ROMHDHP541()	3,454.	3,875.	4,051.	4,228.	4,932.	5,672.	7,374.
	60"	15"	33"	4	ROMHDHP601()	3,803.	4,266.	4,460.	4,654.	5,429.	6,244.	8,117.
	66"	15"	33"	4	ROMHDHP661()	3,923.	4,401.	4,602.	4,803.	5,602.	6,442.	8,375.
	72"	15"	33"	4	ROMHDHP721()	4,003.	4,492.	4,697.	4,900.	5,717.	6,575.	8,547.
	78"	15"	33"	4	ROMHDHP781()	4,136.	4,639.	4,851.	5,062.	5,905.	6,790.	8,828.
	84"	15"	33"	6	ROMHDHP841()	5,225.	5,864.	6,130.	6,397.	7,462.	8,582.	11,155.
90"	15"	33"	6	ROMHDHP901()	5,319.	5,969.	6,239.	6,510.	7,595.	8,735.	11,355.	
96"	15"	33"	6	ROMHDHP961()	5,388.	6,046.	6,321.	6,595.	7,694.	8,849.	11,503.	

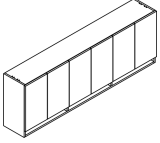
Wall-hung overhead cabinet hinge door, cubby exposed 	30"	15"	33"	2	ROMHCDHP301()	2,187.	2,453.	2,565.	3,770.	3,123.	3,592.	4,669.
	36"	15"	33"	2	ROMHCDHP361()	2,260.	2,537.	2,651.	2,766.	3,228.	3,712.	4,825.
	42"	15"	33"	3	ROMHCDHP421()	3,070.	3,446.	3,602.	3,759.	4,385.	5,042.	6,555.
	48"	15"	33"	3	ROMHCDHP481()	3,186.	3,574.	3,737.	3,900.	4,550.	5,232.	6,802.
	54"	15"	33"	3	ROMHCDHP541()	3,276.	3,675.	3,843.	4,010.	4,677.	5,379.	6,993.
	60"	15"	33"	4	ROMHCDHP601()	3,596.	4,034.	4,218.	4,401.	5,134.	5,904.	7,677.
	66"	15"	33"	4	ROMHCDHP661()	3,712.	4,165.	4,354.	4,544.	5,301.	6,095.	7,925.
	72"	15"	33"	4	ROMHCDHP721()	3,789.	4,252.	4,444.	4,636.	5,411.	6,221.	8,089.
	78"	15"	33"	4	ROMHCDHP781()	3,871.	4,344.	4,542.	4,738.	5,529.	6,359.	8,266.
	84"	15"	33"	6	ROMHCDHP841()	4,918.	5,518.	5,769.	6,021.	7,023.	8,077.	10,499.
90"	15"	33"	6	ROMHCDHP901()	5,009.	5,620.	5,876.	6,132.	7,153.	8,226.	10,695.	
96"	15"	33"	6	ROMHCDHP961()	5,076.	5,695.	5,953.	6,213.	7,249.	8,336.	10,837.	

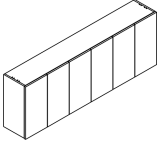
Order Code	Specification Information	Application Notes
Example: ROMHDHP301 ()()()()()()()	To order please specify: 1. Case Finish type: L = Laminate 1 = V1 2 = V2 3 = V3 2. Front Finish type: L = Laminate 1 = V1 2 = V2 3 = V3 3. Pull option: B = Blank, no drilling, Customer's own pull C = C-pull (nickel finish only) D = metal D-pull (PZ or PT only) F = Bar (1 pull per door set) H = Outline R = Cylinder S = S-pull (stainless steel finish only) T = Tab (1 pull per door set) 4. Lock option: N=no drilling, L=locking 5. Lock finish: B=Black, S=Matte silver 6. Case finish: 7. Front finish: 8. Pull finish: Painted or Plated	It is Not advisable to mix 28 ³ / ₈ "h desk height products with 26 ¹ / ₂ " standard height products. Product on this page Excluding J-pull option and any vertical surface over 60" , will accept wood grain laminate, where laminate is currently an option. These products are Glue and Dowel Construction. Knoll does not assume any responsibility for the installation, attachment or the securing of wall hung units to the wall. A certified building contractor should be consulted. Please refer to wall mounting information on page 400.
R Reff O Overhead M Wall mount H Hinge door DH Double High P Planning 30 Width 1 Depth (letter) 2 Case finish type 2 Front finish type H Pull option L Lock option B Lock finish PU Pull finish		Letter depth is 15" nominal. Fascias ordered separately Tasklights not included Tack/Task panel order separately Overhead backs are finished in Veneer/Laminate on inside and paper finished on the outside. Interior clearance dimensions: Above opening: 26 ⁵ / ₈ "h x 13 ¹ / ₂ "d Cubby: 3 ¹ / ₂ "h x 13 ¹ / ₂ "d *(includes one adjustable shelf) The single door in a 3 door unit, such as 42"w and 48"w units, is hinged on the left hand side. Doors project below shelf for opening.

dimensions noted nominal

Double high

Wall hung with glass door

description	w	d	h	dr	pattern n	L	V1	V2	V3
Wall-hung overhead cabinet glass hinge door, cubby exposed 	30"	15"	33"	2	ROMGHCDHP301()()()	\$3,284.	\$3,684.	\$4,237.	\$5,509.
	36"	15"	33"	2	ROMGHCDHP361()()()	3,461.	3,883.	4,466.	5,804.
	42"	15"	33"	3	ROMGHCDHP421()()()	4,547.	5,101.	5,867.	7,626.
	48"	15"	33"	3	ROMGHCDHP481()()()	4,710.	5,284.	6,078.	7,900.
	54"	15"	33"	3	ROMGHCDHP541()()()	5,036.	5,650.	6,498.	8,447.
	60"	15"	33"	4	ROMGHCDHP601()()()	5,624.	6,310.	7,256.	9,434.
	66"	15"	33"	4	ROMGHCDHP661()()()	5,865.	6,581.	7,568.	9,837.
	72"	15"	33"	4	ROMGHCDHP721()()()	6,026.	6,760.	7,774.	10,106.
	78"	15"	33"	4	ROMGHCDHP781()()()	6,275.	7,041.	8,097.	10,526.
	84"	15"	33"	6	ROMGHCDHP841()()()	7,788.	8,738.	10,048.	13,063.
	90"	15"	33"	6	ROMGHCDHP901()()()	7,912.	8,877.	10,208.	13,270.
96"	15"	33"	6	ROMGHCDHP961()()()	8,089.	9,076.	10,437.	13,569.	

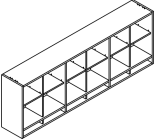
description	w	d	h	dr	pattern n	L	V1	V2	V3
Wall-hung overhead cabinet glass hinge door, cubby concealed 	30"	15"	33"	2	ROMGHDHP301()()()	3,590.	4,320.	4,969.	6,459.
	36"	15"	33"	2	ROMGHDHP361()()()	3,795.	4,568.	5,254.	6,830.
	42"	15"	33"	3	ROMGHDHP421()()()	4,991.	6,006.	6,908.	8,979.
	48"	15"	33"	3	ROMGHDHP481()()()	5,175.	6,229.	7,162.	9,312.
	54"	15"	33"	3	ROMGHDHP541()()()	5,524.	6,649.	7,646.	9,940.
	60"	15"	33"	4	ROMGHDHP601()()()	6,009.	7,232.	8,318.	10,813.
	66"	15"	33"	4	ROMGHDHP661()()()	6,206.	7,469.	8,589.	11,166.
	72"	15"	33"	4	ROMGHDHP721()()()	6,398.	7,700.	8,856.	11,512.
	78"	15"	33"	4	ROMGHDHP781()()()	6,725.	8,094.	9,307.	12,100.
	84"	15"	33"	6	ROMGHDHP841()()()	8,064.	9,705.	11,161.	14,519.
	90"	15"	33"	6	ROMGHDHP901()()()	8,260.	9,940.	11,433.	14,862.
96"	15"	33"	6	ROMGHDHP961()()()	8,419.	10,133.	11,653.	15,150.	

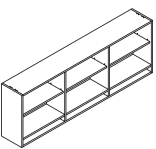
Order Code	Specification Information	Application Notes
Example: ROMGHCDHP301 ()()()	To order please specify:	It is Not advisable to mix 28 ³ / ₈ "h desk height products with 26 ¹ / ₂ " standard height products.
R Reff	1. Case finish type: L = Laminate 1 = V1 2 = V2 3 = V3	Letter depth is 15" nominal.
O Overhead	2. Case finish: Laminate or Wood	No glass shelves
M Wall mount	3. Door frame finish: Anodized / Painted	Fascias ordered separately
GHC Glass hinge door / cubby	4. Door glass finish: GL11 GL14 GL15 GL18	Tasklights not included
DH Double High	5. Lock option: L = Lock N = No lock	Tack/Task panel order separately
P Planning	6. Lock finish: B = Black S = Matte silver	Overhead backs are finished in Veneer/Laminate on inside and paper finished on the outside.
30 Width		Interior clearance dimensions: Above opening: 26 ³ / ₈ "h x 13 ¹ / ₂ "d Cubby: 3 ¹ / ₂ "h x 13 ¹ / ₂ "d *(includes one adjustable shelf)
1 Depth (letter)		No pull options on glass doors.
2 Case finish type		Doors project below shelf for opening.
V316 Case finish		
AU Door frame finish		
GL11 Door glass finish		
L Lock option		
S Lock finish		

dimensions noted nominal

Double high

Wall hung with and without center gable

description	w	h	d	cubby divider	interior gable	pattern no.	L	V1	V2	V3
Wall-hung overhead cabinet open /cubby with center gable 	30"	33"	15"		1	ROMCGDHP301 () ()	\$1,903.	\$2,718.	\$3,125.	\$4,064.
	36"	33"	15"		1	ROMCGDHP361 () ()	1,954.	2,790.	3,207.	4,171.
	42"	33"	15"		2	ROMCGDHP421 () ()	2,401.	3,430.	3,944.	5,128.
	48"	33"	15"		2	ROMCGDHP481 () ()	2,464.	3,517.	4,045.	5,258.
	54"	33"	15"		2	ROMCGDHP541 () ()	2,734.	3,904.	4,490.	5,836.
	60"	33"	15"		3	ROMCGDHP601 () ()	3,247.	4,636.	5,333.	6,933.
	66"	33"	15"		3	ROMCGDHP661 () ()	3,346.	4,778.	5,495.	7,143.
	72"	33"	15"		3	ROMCGDHP721 () ()	3,397.	4,851.	5,579.	7,253.
	78"	33"	15"		3	ROMCGDHP781 () ()	3,515.	5,020.	5,774.	7,506.
	84"	33"	15"		5	ROMCGDHP841 () ()	4,429.	6,325.	7,274.	9,456.
90"	33"	15"		5	ROMCGDHP901 () ()	4,484.	6,403.	7,363.	9,572.	
96"	33"	15"		5	ROMCGDHP961 () ()	4,532.	6,472.	7,442.	9,675.	

Wall-hung overhead cabinet open /cubby without center gable 	30"	33"	15"			ROMOCDHP301 () ()	1,713.	2,445.	2,812.	3,657.
	36"	33"	15"			ROMOCDHP361 () ()	1,759.	2,511.	2,886.	3,753.
	42"	33"	15"		1	ROMOCDHP421 () ()	2,162.	3,087.	3,550.	4,616.
	48"	33"	15"		1	ROMOCDHP481 () ()	2,217.	3,166.	3,641.	4,733.
	54"	33"	15"		1	ROMOCDHP541 () ()	2,461.	3,513.	4,040.	5,253.
	60"	33"	15"		1	ROMOCDHP601 () ()	2,922.	4,175.	4,801.	6,240.
	66"	33"	15"		1	ROMOCDHP661 () ()	3,011.	4,300.	4,945.	6,427.
	72"	33"	15"		1	ROMOCDHP721 () ()	3,058.	4,366.	5,021.	6,527.
	78"	33"	15"		1	ROMOCDHP781 () ()	3,165.	4,518.	5,197.	6,754.
	84"	33"	15"		2	ROMOCDHP841 () ()	3,987.	5,692.	6,546.	8,510.
	90"	33"	15"		2	ROMOCDHP901 () ()	4,035.	5,763.	6,627.	8,615.
	96"	33"	15"		2	ROMOCDHP961 () ()	4,079.	5,825.	6,699.	8,708.

Without center gable

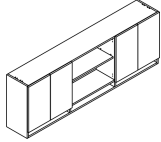
Order Code	Specification Information	Application Notes
Example: ROMCGDHP301 () () () () () ()	<i>To order please specify:</i>	It is Not advisable to mix 28³/₈"h desk height products with 26¹/₂" standard height products.
R Reff	1. <i>Case finish type:</i> L = Laminate	Letter depth is 15" nominal.
O Overhead	1 = V1	No glass shelves
M Wall mount	2 = V2	Fascias ordered separately
CG Center Gable	3 = V3	Tasklights not included
DH Double High	2. <i>Case finish:</i> Wood or Laminate	Tack/Task panel order separately
P Planning		Overhead backs are finished in Veneer/Laminate on inside and paper finished on the outside.
30 Width		Interior clearance dimensions: Above opening: 26 ⁵ / ₈ "h x 13 ¹ / ₂ "d Cubby: 3 ¹ / ₂ "h x 13 ¹ / ₂ "d *(includes one adjustable shelf)
1 Depth (letter)		
2 Case finish type		
V316 Case finish		

dimensions noted nominal

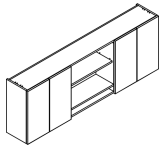
Double high

Wall hung with doors, open

description	w	d	h	dr	pattern no.	L/L	L/V1	L/V2	L/V3	V1/V1	V2/V2	V3/V3	
Wall Hung overhead cabinet hinge door/ open / cubby exposed	60"	15"	33"	2	ROMHOCDHP601	(X)(X)(X)(X)(X)(X)	\$3,400.	\$3,816.	\$3,988.	\$4,161.	\$5,028.	\$5,783.	\$7,518.
	66"	15"	33"	2	ROMHOCDHP661	(X)(X)(X)(X)(X)(X)	3,457.	3,879.	4,054.	4,231.	5,112.	5,879.	7,643.
	72"	15"	33"	2	ROMHOCDHP721	(X)(X)(X)(X)(X)(X)	3,522.	3,953.	4,131.	4,311.	5,209.	5,990.	7,789.
	78"	15"	33"	2	ROMHOCDHP781	(X)(X)(X)(X)(X)(X)	3,591.	4,029.	4,212.	4,396.	5,311.	6,108.	7,940.
	84"	15"	33"	4	ROMHOCDHP841	(X)(X)(X)(X)(X)(X)	4,136.	4,639.	4,851.	5,062.	6,116.	7,035.	9,145.
	90"	15"	33"	4	ROMHOCDHP901	(X)(X)(X)(X)(X)(X)	4,206.	4,718.	4,933.	5,147.	6,219.	7,152.	9,298.
96"	15"	33"	4	ROMHOCDHP961	(X)(X)(X)(X)(X)(X)	4,266.	4,786.	5,003.	5,222.	6,310.	7,257.	9,434.	



Wall Hung overhead cabinet hinge door/ open / cubby concealed	60"	15"	33"	2	ROMHODHP601	(X)(X)(X)(X)(X)(X)	3,638.	4,083.	4,267.	4,452.	5,380.	6,188.	8,044.
	66"	15"	33"	2	ROMHODHP661	(X)(X)(X)(X)(X)(X)	3,699.	4,151.	5,338.	4,527.	5,470.	6,291.	8,178.
	72"	15"	33"	2	ROMHODHP721	(X)(X)(X)(X)(X)(X)	3,769.	4,230.	4,420.	4,613.	5,574.	6,409.	8,334.
	78"	15"	33"	2	ROMHODHP781	(X)(X)(X)(X)(X)(X)	3,842.	4,311.	4,507.	4,704.	5,683.	6,536.	8,496.
	84"	15"	33"	2	ROMHODHP841	(X)(X)(X)(X)(X)(X)	4,426.	4,964.	5,191.	5,416.	6,544.	7,527.	9,785.
	90"	15"	33"	2	ROMHODHP901	(X)(X)(X)(X)(X)(X)	4,500.	5,048.	5,278.	5,507.	6,654.	7,653.	9,949.
96"	15"	33"	2	ROMHODHP961	(X)(X)(X)(X)(X)(X)	4,565.	5,121.	5,353.	5,588.	6,752.	7,765.	10,094.	



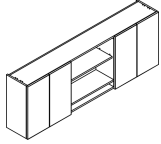
Order Code	Specification Information	Application Notes
Example: ROMHOCDHP601 (X)(X)(X)(X)(X)(X)	<i>To order please specify:</i>	It is Not advisable to mix 28³/₈"h desk height products with 26¹/₂" standard height products.
R Reff	1. <i>Case Finish type:</i> L = Laminate 1 = V1 2 = V2 3 = V3	Letter depth is 15" nominal.
O Overhead	2. <i>Front Finish type:</i> L = Laminate 1 = V1 2 = V2 3 = V3	Fascias ordered separately
M Wall mount	3. <i>Pull option:</i> B = Blank, no drilling, Customer's own pull C = nickel finish C-pull (nickel finish only) D = metal D-pull (finish optional) F = Bar (1 pull per door set) H = Outline R = Cylinder S = S-pull (stainless steel finish only) T = Tab (1 pull per door set)	Tasklights not included
HOC Hinge door / open / cubby	4. <i>Lock Option:</i> N=no lock, L=locking	Tack/Task panel order separately
DH Double High	5. <i>Lock finish:</i> B=Black, S=Matte silver	Overhead backs are finished in Veneer/Laminate on inside and paper finished on the outside.
P Planning	6. <i>Case Finish</i>	Interior clearance dimensions: Above opening: 26 ³ / ₈ "h x 13 ¹ / ₂ "d Cubby: 3 ¹ / ₂ "h x 13 ¹ / ₂ "d *(includes one adjustable shelf)
60 Width	7. <i>Front Finish</i>	Doors project below shelf for opening.
1 Depth (letter)	8. <i>Pull finish:</i> Painted or Plated	
2 Case finish type		
2 Front finish type		
L Lock option		
B Lock finish		
V316 Case finish		
V316 Front finish		

dimensions noted nominal

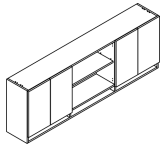
Double high

Wall hung with glass doors, open

description	w	d	h	dr	pattern no.	L	V1	V2	V3
Wall Hung overhead cabinet	60"	15"	33"	2	ROMGHODHP601()()()	\$5,078.	\$6,475.	\$7,445.	\$9,680.
glass hinge door / open / cubby concealed	66"	15"	33"	2	ROMGHODHP661()()()	5,216.	6,650.	7,648.	9,942.
	72"	15"	33"	2	ROMGHODHP721()()()	5,344.	6,812.	7,835.	10,185.
	78"	15"	33"	2	ROMGHODHP781()()()	5,508.	7,021.	8,075.	10,498.
	84"	15"	33"	4	ROMGHODHP841()()()	6,450.	8,224.	9,458.	12,295.
	90"	15"	33"	4	ROMGHODHP901()()()	6,590.	8,403.	9,664.	12,563.
	96"	15"	33"	4	ROMGHODHP961()()()	6,720.	8,570.	9,854.	12,811.



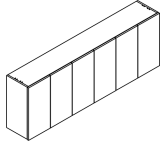
Wall Hung overhead cabinet	60"	15"	33"	2	ROMGHODHP601()()()	4,322.	5,510.	6,337.	8,238.
glass hinge door / open / cubby exposed	66"	15"	33"	2	ROMGHODHP661()()()	4,435.	5,656.	6,504.	8,453.
	72"	15"	33"	2	ROMGHODHP721()()()	4,538.	5,786.	6,653.	8,648.
	78"	15"	33"	2	ROMGHODHP781()()()	4,675.	5,935.	6,826.	8,873.
	84"	15"	33"	4	ROMGHODHP841()()()	5,613.	7,042.	8,098.	10,527.
	90"	15"	33"	4	ROMGHODHP901()()()	5,700.	7,151.	8,224.	10,692.
	96"	15"	33"	4	ROMGHODHP961()()()	5,826.	7,310.	8,405.	10,927.

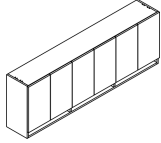


Order Code	Specification Information	Application Notes
Example: ROMGHODHP601 ()()()()	<i>To order please specify:</i>	It is Not advisable to mix 28³/₈"h desk height products with 26¹/₂" standard height products.
R Reff	1. <i>Case Finish type:</i> L = Laminate	Letter depth is 15" nominal.
O Overhead	1 = V1	Fascias ordered separately
M Wall mount	2 = V2	Tasklights not included
GHOC Glass hinge door / open / cubby	3 = V3	Tack/Task panel order separately
DH Double High	2. <i>Case finish:</i> Laminate or Wood	Overhead backs are finished in Veneer/Laminate on inside and paper finished on the outside.
P Planning	3. <i>Door Frame finish:</i> Anodized or Painted	Interior clearance dimensions: Above opening: 26 ³ / ₈ "h x 13 ¹ / ₂ "d Cubby: 3 ¹ / ₂ "h x 13 ¹ / ₂ "d *(includes one adjustable shelf)
60 Width	4. <i>Door Glass finish:</i> GL11, GL14, GL15, GL18	Doors project below shelf for opening.
1 Depth (letter)	5. <i>Lock option:</i> L = Lock N = No lock	No pull option on glass doors.
L Lock option	6. <i>Lock finish:</i> B = Black S = Matte silver	
S Lock finish		

dimensions noted nominal

Double high
Cabinet hung

description	w	d	h	dr	pattern no.	L/L	L/V1	L/V2	L/V3	V1/V1	V2/V2	V3/V3
 Cabinet-hung overhead cabinet hinge door, cubby concealed	30"	15"	33"	2	ROCHDHP301()	\$2,361.	\$2,650.	\$2,770.	\$2,889.	\$3,373.	\$3,877.	\$5,040.
	36"	15"	33"	2	ROCHDHP361()	2,436.	2,734.	2,857.	2,982.	3,480.	4,001.	5,201.
	42"	15"	33"	3	ROCHDHP421()	3,238.	3,632.	3,797.	3,963.	4,623.	5,316.	6,911.
	48"	15"	33"	3	ROCHDHP481()	3,313.	3,718.	3,886.	4,055.	4,732.	5,441.	7,073.
	54"	15"	33"	3	ROCHDHP541()	3,509.	3,937.	4,117.	4,295.	5,013.	5,764.	7,492.
	60"	15"	33"	4	ROCHDHP601()	3,856.	4,327.	4,523.	4,721.	5,508.	6,334.	8,234.
	66"	15"	33"	4	ROCHDHP661()	3,975.	4,460.	4,663.	4,866.	5,676.	6,528.	8,486.
	72"	15"	33"	4	ROCHDHP721()	4,057.	4,551.	4,759.	4,965.	5,792.	6,662.	8,660.
	78"	15"	33"	4	ROCHDHP781()	4,171.	4,679.	4,892.	5,105.	5,957.	6,849.	8,906.
	84"	15"	33"	6	ROCHDHP841()	5,259.	5,901.	6,168.	6,438.	7,510.	8,636.	11,228.
	90"	15"	33"	6	ROCHDHP901()	5,351.	6,003.	6,275.	6,549.	7,641.	8,786.	11,422.
96"	15"	33"	6	ROCHDHP961()	5,419.	6,080.	6,356.	6,632.	7,738.	8,898.	11,569.	

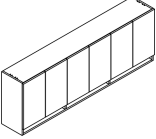
 Cabinet-hung overhead cabinet hinge door, cubby exposed	30"	15"	33"	2	ROCHCDHP301()	2,262.	2,539.	2,653.	2,768.	3,230.	3,715.	4,829.
	36"	15"	33"	2	ROCHCDHP361()	2,333.	2,618.	2,736.	2,855.	3,331.	3,830.	4,981.
	42"	15"	33"	3	ROCHCDHP421()	3,166.	3,553.	3,713.	3,874.	4,520.	5,199.	6,758.
	48"	15"	33"	3	ROCHCDHP481()	3,242.	3,638.	3,802.	3,969.	4,629.	5,324.	6,920.
	54"	15"	33"	3	ROCHCDHP541()	3,329.	3,736.	3,905.	4,076.	4,756.	5,467.	7,108.
	60"	15"	33"	4	ROCHCDHP601()	3,647.	4,091.	4,279.	4,465.	5,208.	5,989.	7,786.
	66"	15"	33"	4	ROCHCDHP661()	3,761.	4,221.	4,412.	4,604.	5,371.	6,177.	8,029.
	72"	15"	33"	4	ROCHCDHP721()	3,840.	4,307.	4,503.	4,699.	5,482.	6,304.	8,195.
	78"	15"	33"	4	ROCHCDHP781()	3,904.	4,380.	4,580.	4,779.	5,575.	6,412.	8,336.
	84"	15"	33"	6	ROCHCDHP841()	4,948.	5,552.	5,803.	6,056.	7,065.	8,124.	10,562.
	90"	15"	33"	6	ROCHCDHP901()	5,037.	5,651.	5,907.	6,164.	7,193.	8,271.	10,753.
96"	15"	33"	6	ROCHCDHP961()	5,102.	5,724.	5,984.	6,245.	7,285.	8,378.	10,892.	

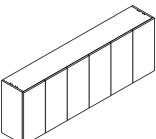
Order Code	Specification Information	Application Notes
Example: ROCH-DHP301() R Reff O Overhead C Cabinet Hung H Hinge door DH Double High P Planning 30 Width 1 Depth (letter) 2 Case finish type 2 Front finish type H Pull option L Lock option B Lock finish V316 Case finish V316 Front finish PU Pull finish	To order please specify: 1. Case Finish type: L = Laminate 1 = V1 2 = V2 3 = V3 2. Front Finish type: L = Laminate 1 = V1 2 = V2 3 = V3 3. Pull option: B = Blank, no drilling, Customer's own pull C = nickel finish C-pull (nickel finish only) D = metal D-pull (finish optional) F = Bar (1 pull per door set) H = Outline R = Cylinder S = S-pull (stainless steel finish only) T = Tab (1 pull per door set) 4. Lock option: N=no lock, L=locking (wood or laminate doors only) 5. Lock finish: B=Black, S=Matte silver 6. Case finish: Wood or Laminate 7. Front finish: Wood or Laminate 8. Pull finish: Painted or Plated	It is Not advisable to mix 28 ³ / ₈ "h desk height products with 26 ¹ / ₂ " standard height products. Product on this page Excluding J-pull option and any vertical surface over 60" , will accept wood grain laminate, where laminate is currently an option. These products are Glue and Dowel Construction. Letter depth is 15" nominal. Fascias ordered separately Tasklights not included Tack/Task panel order separately Overhead backs are finished in Veneer/Laminate on inside and paper finished on the outside. Interior clearance dimensions: Above opening: 26 ⁵ / ₈ "h x 13 ¹ / ₂ "d Cubby: 3 ¹ / ₂ "h x 13 ¹ / ₂ "d *(includes one adjustable shelf) The single door in a 3 door unit, such as 42"w and 48"w units, is hinged on the left hand side. Doors project below shelf for opening. Installation instruction sheets available on Knoll Exchange. For Cabinet hung overheads, refer to reference number 6TP00080.

dimensions noted nominal

Double high

Cabinet hung with glass door

description	w	d	h	dr	pattern n	L	V1	V2	V3
Cabinet-hung overhead cabinet glass hinge door, cubby exposed 	30"	15"	33"	2	ROCGHCDHP301()()()	\$3,329.	\$3,701.	\$4,256.	\$5,533.
	36"	15"	33"	2	ROCGHCDHP361()()()	3,505.	3,896.	4,480.	5,826.
	42"	15"	33"	3	ROCGHCDHP421()()()	4,599.	5,113.	5,880.	7,644.
	48"	15"	33"	3	ROCGHCDHP481()()()	4,744.	5,274.	6,065.	7,884.
	54"	15"	33"	3	ROCGHCDHP541()()()	5,070.	5,637.	6,482.	8,427.
	60"	15"	33"	4	ROCGHCDHP601()()()	5,444.	6,054.	6,962.	9,052.
	66"	15"	33"	4	ROCGHCDHP661()()()	5,677.	6,312.	7,259.	9,437.
	72"	15"	33"	4	ROCGHCDHP721()()()	5,860.	6,517.	7,493.	9,742.
	78"	15"	33"	4	ROCGHCDHP781()()()	6,094.	6,776.	7,792.	10,129.
	84"	15"	33"	6	ROCGHCDHP841()()()	7,417.	8,245.	9,483.	12,327.
	90"	15"	33"	6	ROCGHCDHP901()()()	7,539.	8,382.	9,641.	12,531.
96"	15"	33"	6	ROCGHCDHP961()()()	7,716.	8,579.	9,864.	12,824.	

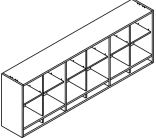
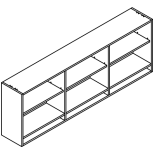
description	w	d	h	dr	pattern n	L	V1	V2	V3
Cabinet-hung overhead cabinet glass hinge door, cubby concealed 	30"	15"	33"	2	ROCGHDHP301()()()	3,574.	4,302.	4,947.	6,431.
	36"	15"	33"	2	ROCGHDHP361()()()	3,777.	4,546.	5,228.	6,795.
	42"	15"	33"	3	ROCGHDHP421()()()	4,970.	5,983.	6,881.	8,944.
	48"	15"	33"	3	ROCGHDHP481()()()	5,150.	6,198.	7,127.	9,265.
	54"	15"	33"	3	ROCGHDHP541()()()	5,481.	6,597.	7,587.	9,862.
	60"	15"	33"	4	ROCGHDHP601()()()	5,948.	7,159.	8,233.	10,703.
	66"	15"	33"	4	ROCGHDHP661()()()	6,135.	7,383.	8,491.	11,039.
	72"	15"	33"	4	ROCGHDHP721()()()	6,348.	7,641.	8,787.	11,422.
	78"	15"	33"	4	ROCGHDHP781()()()	6,654.	8,009.	9,211.	11,975.
	84"	15"	33"	6	ROCGHDHP841()()()	7,992.	9,619.	11,062.	14,381.
	90"	15"	33"	6	ROCGHDHP901()()()	8,185.	9,852.	11,330.	14,728.
96"	15"	33"	6	ROCGHDHP961()()()	8,342.	10,039.	11,546.	15,009.	

Order Code	Specification Information	Application Notes
Example: ROCGHCDHP301 () () ()	<i>To order please specify:</i>	It is Not advisable to mix 28³/₈"h desk height products with 26¹/₂" standard height products.
R Reff	1. <i>Case Finish Type:</i> L = Laminate 1 = V1 2 = V2 3 = V3	Letter depth is 15" nominal. No glass shelves
O Overhead	2. <i>Case Finish:</i> V316	Fascias ordered separately
C Cabinet Hung	3. <i>Door frame finish:</i> Anotized or Painted	Tasklights not included
GHC Glass hinge door / cubby	4. <i>Door Glass finish:</i> GL11, GL14, GL15, GL18	Tack/Task panel order separately
DH Double High	5. <i>Lock option:</i> L = Lock N = No lock	Overhead backs are finished in Veneer/Laminate on inside and paper finished on the outside.
P Planning	6. <i>Lock finish:</i> B = Black S = Matte Silver	Interior clearance dimensions: Above opening: 26 ³ / ₈ "h x 13 ¹ / ₂ "d Cubby: 3 ¹ / ₂ "h x 13 ¹ / ₂ "d *(includes one adjustable shelf)
30 Width		No pull option for glass doors.
1 Depth (letter)		The single door in a 3 door unit, such as 42" w and 48" w units, is hinged on the left hand side.
2 Case finish type		Doors project below shelf for opening.
2 Caese finish		Installation instruction sheets available on Knoll Exchange.
AU Door frame finish		For Cabinet hung overheads, refer to reference number 6TP00080.
GL11 Door glass finish		

dimensions noted nominal

Double high

Cabinet hung with and without center gable

description	w	d	h	interior gable	pattern no.	L	V1	V2	V3
Cabinet-hung overhead cabinet open /cubby with center gable 	30"	15"	33"	1	ROCCGDHP301 () ()	\$1,980.	\$2,828.	\$3,251.	\$4,228.
	36"	15"	33"	1	ROCCGDHP361 () ()	2,029.	2,897.	3,331.	4,331.
	42"	15"	33"	2	ROCCGDHP421 () ()	2,475.	3,535.	4,066.	5,285.
	48"	15"	33"	2	ROCCGDHP481 () ()	2,522.	3,600.	4,141.	5,384.
	54"	15"	33"	2	ROCCGDHP541 () ()	2,790.	3,983.	4,581.	5,956.
	60"	15"	33"	3	ROCCGDHP601 () ()	3,302.	4,715.	5,423.	7,050.
	66"	15"	33"	3	ROCCGDHP661 () ()	3,399.	4,854.	5,581.	7,255.
	72"	15"	33"	3	ROCCGDHP721 () ()	3,451.	4,928.	5,667.	7,366.
	78"	15"	33"	3	ROCCGDHP781 () ()	3,552.	5,072.	5,832.	7,582.
	84"	15"	33"	5	ROCCGDHP841 () ()	4,463.	6,373.	7,329.	9,528.
	90"	15"	33"	5	ROCCGDHP901 () ()	4,515.	6,448.	7,416.	9,641.
96"	15"	33"	5	ROCCGDHP961 () ()	4,564.	6,516.	7,493.	9,741.	
Cabinet-hung overhead cabinet open /cubby without center gable 	30"	15"	33"		ROCOCDHP301 () ()	1,783.	2,545.	2,926.	3,804.
	36"	15"	33"		ROCOCDHP361 () ()	1,826.	2,607.	2,998.	3,897.
	42"	15"	33"	1	ROCOCDHP421 () ()	2,228.	3,181.	3,659.	4,757.
	48"	15"	33"	1	ROCOCDHP481 () ()	2,270.	3,241.	3,726.	4,844.
	54"	15"	33"	1	ROCOCDHP541 () ()	2,512.	3,585.	4,124.	5,360.
	60"	15"	33"	1	ROCOCDHP601 () ()	2,972.	4,244.	4,881.	6,345.
	66"	15"	33"	1	ROCOCDHP661 () ()	3,060.	4,368.	5,023.	6,529.
	72"	15"	33"	1	ROCOCDHP721 () ()	3,105.	4,436.	5,099.	6,630.
	78"	15"	33"	1	ROCOCDHP781 () ()	3,197.	4,565.	5,249.	6,823.
	84"	15"	33"	2	ROCOCDHP841 () ()	4,015.	5,737.	6,596.	8,575.
	90"	15"	33"	2	ROCOCDHP901 () ()	4,064.	5,802.	6,674.	8,677.
96"	15"	33"	2	ROCOCDHP961 () ()	4,107.	5,865.	6,743.	8,767.	

Without center gable

Order Code	Specification Information	Application Notes
Example: ROCCGDHP301 () ()	<i>To order please specify:</i>	<p>It is Not advisable to mix 28³/₈"h desk height products with 26¹/₂" standard height products.</p> <p>Product on this page Excluding J-pull option and any vertical surface over 60", will accept wood grain laminate, where laminate is currently an option.</p> <p>These products are Glue and Dowel Construction.</p> <p>Letter depth is 15" nominal.</p> <p>Fascias ordered separately</p> <p>Tasklights not included</p> <p>Tack/Task panel order separately</p> <p>Overhead backs are finished in Veneer/Laminate on inside and paper finished on the outside.</p> <p>Interior clearance dimensions: Above opening: 26⁵/₈"h x 13¹/₂"d Cubby: 3¹/₂"h x 13¹/₂"d *(includes one adjustable shelf)</p> <p>Installation instruction sheets available on Knoll Exchange.</p> <p>For Cabinet hung overheads, refer to reference number 6TP00080.</p>
R Reff	1. Case finish type:	
O Overhead	L = Laminate	
C Cabinet hung	1 = V1	
CG Center gable	2 = V2	
DH Double High	3 = V3	
P Planning	2. Case finish: Wood or Laminate	
30 Width		
1 Depth (letter)		
2 Case finish type		
V316 Case finish		

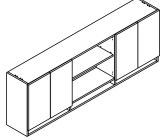
dimensions noted nominal

Overhead, 28³/₈" planning

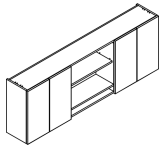
Double high

Cabinet hung with doors, open

description	w	d	h	dr	pattern no.	L/L	L/V1	L/V2	L/V3	V1/V1	V2/V2	V3/V3
Cabinet Hung overhead cabinet hinge door / open / cubby exposed	60"	15"	33"	2	ROCHODHP601 () () () () () () ()	\$3,390.	\$3,803.	\$3,976.	\$4,150.	\$5,015.	\$5,766.	\$7,495.
	66"	15"	33"	2	ROCHODHP661 () () () () () () ()	3,444.	3,865.	4,040.	4,217.	5,095.	5,858.	7,617.
	72"	15"	33"	2	ROCHODHP721 () () () () () () ()	3,509.	3,936.	4,116.	4,295.	5,191.	5,970.	7,758.
	78"	15"	33"	2	ROCHODHP781 () () () () () () ()	3,563.	3,998.	4,180.	4,361.	5,270.	6,059.	7,878.
	84"	15"	33"	4	ROCHODHP841 () () () () () () ()	4,107.	4,608.	4,817.	5,027.	6,075.	5,893.	9,080.
	90"	15"	33"	4	ROCHODHP901 () () () () () () ()	4,175.	4,683.	4,895.	5,108.	6,173.	7,100.	9,229.
96"	15"	33"	4	ROCHODHP961 () () () () () () ()	4,234.	4,750.	4,966.	5,181.	6,261.	7,201.	9,360.	



Cabinet Hung overhead cabinet hinge door / open / cubby concealed	60"	15"	33"	2	ROCHODHP601 () () () () () () ()	3,627.	4,069.	4,254.	4,441.	5,366.	6,170.	8,020.
	66"	15"	33"	2	ROCHODHP661 () () () () () () ()	3,685.	4,136.	4,323.	4,512.	5,452.	6,268.	8,150.
	72"	15"	33"	2	ROCHODHP721 () () () () () () ()	3,755.	4,212.	4,404.	4,596.	5,554.	6,388.	8,301.
	78"	15"	33"	2	ROCHODHP781 () () () () () () ()	3,812.	4,278.	4,473.	4,666.	5,639.	6,483.	8,429.
	84"	15"	33"	2	ROCHODHP841 () () () () () () ()	4,394.	4,931.	5,154.	5,379.	6,500.	6,306.	9,716.
	90"	15"	33"	2	ROCHODHP901 () () () () () () ()	4,467.	5,011.	5,238.	5,466.	6,605.	7,597.	9,875.
96"	15"	33"	2	ROCHODHP961 () () () () () () ()	4,530.	5,083.	5,314.	5,544.	6,699.	7,705.	10,015.	



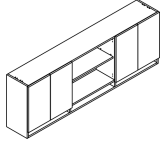
Order Code	Specification Information	Application Notes
Example: ROCH- OCDHP601 () () () () () () ()	<i>To order please specify:</i>	It is Not advisable to mix 28³/₈"h desk height products with 26¹/₂" standard height products.
R Reff	1. Case Finish type: L = Laminate 1 = V1 2 = V2 3 = V3	Letter depth is 15" nominal. Fascias ordered separately Tasklights not included
O Overhead	2. Front Finish type: L = Laminate 1 = V1 2 = V2 3 = V3	Task/Task panel order separately
C Cabinet Hung	3. Pull option: B = Blank, no drilling, Customer's own pull C = nickel finish C-pull (nickel finish only) D = metal D-pull (finish optional) F = Bar (1 pull per door set) H = Outline R = Cylinder S = S-pull (stainless steel finish only) T = Tab (1 pull per door set)	Overhead backs are finished in Veneer/Laminate on inside and paper finished on the outside. Interior clearance dimensions: Above opening: 26 ⁵ / ₈ "h x 13 ¹ / ₂ "d Cubby: 3 ¹ / ₂ "h x 13 ¹ / ₂ "d *(includes one adjustable shelf)
HOC Hinge door / open / cubby	4. Lock option: N=no lock, L=locking (wood or laminate doors only)	Doors project below shelf for opening.
DH Double High	5. Lock finish: B=Black, S=Matte silver	Installation instruction sheets available on Knoll Exchange.
P Planning	6. Case finish: Wood or Laminate	For Cabinet hung overheads, refer to reference number 6TP00080.
30 Width	7. Front finish: Wood or Laminate	
1 Depth (letter)	8. Pull finish: Painted or Plated	
2 Case finish type		
2 Front finish type		
L Lock option		
B Lock finish		
V316 Case finish		
V316 Front finish		

dimensions noted nominal

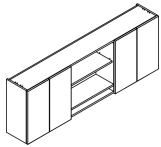
Double high

Cabinet hung with glass doors, open

description	w	d	h	dr	pattern no.	L	V1	V2	V3
Cabinet Hung overhead cabinet glass hinge door / open / cubby exposed	60"	15"	33"	2	ROCGHOCDHP601() () ()	\$4,311.	\$5,496.	\$6,320.	\$8,217.
	66"	15"	33"	2	ROCGHOCDHP661() () ()	4,421.	5,637.	6,482.	8,427.
	72"	15"	33"	2	ROCGHOCDHP721() () ()	4,522.	5,766.	6,630.	8,621.
	78"	15"	33"	2	ROCGHOCDHP781() () ()	4,623.	5,897.	6,779.	8,812.
	84"	15"	33"	4	ROCGHOCDHP841() () ()	5,579.	6,999.	8,049.	10,462.
	90"	15"	33"	4	ROCGHOCDHP901() () ()	5,664.	7,105.	8,170.	10,623.
	96"	15"	33"	4	ROCGHOCDHP961() () ()	5,787.	7,260.	8,349.	10,854.



description	w	d	h	dr	pattern no.	L	V1	V2	V3
Cabinet Hung overhead cabinet glass hinge door / open / cubby concealed	60"	15"	33"	2	ROCGHODHP601() () ()	5,036.	6,420.	7,383.	9,598.
	66"	15"	33"	2	ROCGHODHP661() () ()	5,171.	6,593.	7,582.	9,856.
	72"	15"	33"	2	ROCGHODHP721() () ()	5,297.	6,753.	7,766.	10,095.
	78"	15"	33"	2	ROCGHODHP781() () ()	5,441.	6,938.	7,978.	10,372.
	84"	15"	33"	4	ROCGHODHP841() () ()	6,382.	8,137.	9,358.	12,166.
	90"	15"	33"	4	ROCGHODHP901() () ()	6,530.	8,326.	9,575.	12,448.
	96"	15"	33"	4	ROCGHODHP961() () ()	6,649.	8,477.	9,749.	12,673.



description	w	d	h	pattern no.	L	V1	V2	V3
Overhead shoulder	2"	15"	68"	ROSSH681() ()	394.	414.	475.	642.
	2"	15"	82"	ROSDH821() ()	428.	453.	520.	702.



To be used with Single and Double high overheads

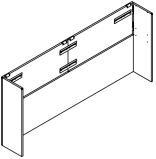
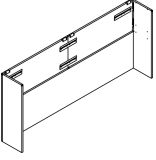
Order Code	Specification Information	Application Notes
Example: ROCG-HOC DHP601() () () ()	<i>To order please specify:</i>	It is Not advisable to mix 28³/₈"h desk height products with 26¹/₂" standard height products.
R Reff	1. <i>Case Finish type:</i> L = Laminate	Letter depth is 15" nominal.
O Overhead	1 = V1	Fascias ordered separately
C Cabinet Hung	2 = V2	Tasklights not included
GHOC Glass hinge door / open / cubby	3 = V3	Tack/Task panel order separately
DH Double High	2. <i>Case finish: Laminate or Wood</i>	Overhead backs are finished in Veneer/Laminate on inside and paper finished on the outside.
P Planning	3. <i>Door Frame finish:</i> Anodized or Painted	Interior clearance dimensions: Above opening: 26 ⁵ / ₈ "h x 13 ¹ / ₂ "d Cubby: 3 ¹ / ₂ "h x 13 ¹ / ₂ "d *(includes one adjustable shelf)
60 Width	4. <i>Door Glass finish:</i> GL11, GL14, GL15, GL18	Doors project below shelf for opening.
1 Depth (letter)	5. <i>Lock option:</i> L = Lock N = No lock	Installation instruction sheets available on Knoll Exchange.
	6. <i>Lock finish:</i> B = Black S = Matte Silver	For Cabinet hung overheads, refer to reference number 6TP00080.

dimensions noted nominal

Hutches, 28³/₈" planning

Single High Surround

Open and Hinge

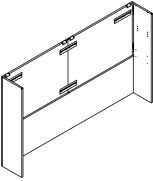
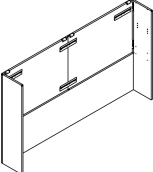
description	w	d	h	y	pattern no.	L	V1	V2	V3
 Single high surround, Open	60"	15"	42"	1.7	ROHOSHS601DH(A/D)(N/F)() ()	\$1,151.	\$1,404.	\$1,536.	\$1,841.
	65"	15"	42"	1.9	ROHOSHS661DH(A/D)(N/F)() ()	1,193.	1,449.	1,584.	1,894.
	72"	15"	42"	2.1	ROHOSHS721DH(A/D)(N/F)() ()	1,234.	1,496.	1,633.	1,948.
	78"	15"	42"	2.2	ROHOSHS781DH(A/D)(N/F)() ()	1,290.	1,560.	1,701.	2,028.
	84"	15"	42"	2.4	ROHOSHS841DH(A/D)(N/F)() ()	1,496.	1,836.	2,014.	2,425.
	90"	15"	42"	2.6	ROHOSHS901DH(A/D)(N/F)() ()	1,537.	1,881.	2,062.	2,478.
	96"	15"	42"	2.7	ROHOSHS961DH(A/D)(N/F)() ()	1,580.	1,929.	2,112.	2,533.
 Single high surround, Hinge	60"	15"	42"	1.7	ROHSHS601DH(A/D)(N/F)() ()	1,151.	1,404.	1,536.	1,841.
	66"	15"	42"	1.9	ROHSHS661DH(A/D)(N/F)() ()	1,193.	1,449.	1,584.	1,894.
	72"	15"	42"	2.1	ROHSHS721DH(A/D)(N/F)() ()	1,234.	1,496.	1,633.	1,948.
	78"	15"	42"	2.2	ROHSHS781DH(A/D)(N/F)() ()	1,290.	1,560.	1,701.	2,028.
	84"	15"	42"	2.4	ROHSHS841DH(A/D)(N/F)() ()	1,496.	1,836.	2,014.	2,425.
	90"	15"	42"	2.6	ROHSHS901DH(A/D)(N/F)() ()	1,537.	1,881.	2,062.	2,478.
	96"	15"	42"	2.7	ROHSHS961DH(A/D)(N/F)() ()	1,580.	1,929.	2,112.	2,533.

Order Code	Specification Information	Application Notes
Example: ROHOSHS601DH (A/D)(N/F)() ()	<i>To order please specify pattern number including:</i>	It is Not advisable to mix 28³/₈"h desk height products with 26¹/₂" standard height products.
R Reff	1. Worksurface thickness: A = 1 ¹ / ₄ " thick top D = 1 ¹ / ₂ " thick top	Note: Single high surround is to be ordered in conjunction with single high case.
O Overhead	2. Outside back finish: N = Unfinished F = Finished	Shipped knocked down.
H Hutches	3. Surround finish: Wood or Laminate	Hardware is included.
O Open, H = Hinge	4. Fabric option: See page 7.	Tackboard is included with the surrounds.
SH Single High		The Fabric for tackboard is railroaded.
S Surround		Installation instruction sheets available on Knoll Exchange.
60 60" Width		For Hutches, refer to reference number 6TP00321.
DH Desk height		
A 1 ¹ / ₄ " worksurface		
N Unfinished		
V316 Surround Finish		
W281 Fabric Finish		

Hutches, 28³/₈" planning

Double High Surround

Open and Hinge

description	w	d	h	y	pattern no.	L	V1	V2	V3
 Double high surround, Open	60"	15"	56"	1.7	ROHODHS601DH(A/D)(N/F)() ()	\$1,280.	\$1,585.	\$1,744.	\$2,111.
	66"	15"	56"	1.9	ROHODHS661DH(A/D)(N/F)() ()	1,335.	1,649.	1,815.	2,193.
	72"	15"	56"	2.1	ROHODHS721DH(A/D)(N/F)() ()	1,383.	1,704.	1,872.	2,262.
	78"	15"	56"	2.2	ROHODHS781DH(A/D)(N/F)() ()	1,440.	1,771.	1,945.	2,344.
	84"	15"	56"	2.4	ROHODHS841DH(A/D)(N/F)() ()	1,690.	2,108.	2,328.	2,832.
	90"	15"	56"	2.6	ROHODHS901DH(A/D)(N/F)() ()	1,740.	2,165.	2,389.	2,903.
	96"	15"	56"	2.7	ROHODHS961DH(A/D)(N/F)() ()	1,785.	2,216.	2,442.	2,963.
 Double high surround, Hinge	60"	15"	56"	1.7	ROHHDHS601DH(A/D)(N/F)() ()	1,280.	1,585.	1,744.	2,111.
	66"	15"	56"	1.9	ROHHDHS661DH(A/D)(N/F)() ()	1,335.	1,649.	1,815.	2,193.
	72"	15"	56"	2.1	ROHHDHS721DH(A/D)(N/F)() ()	1,383.	1,704.	1,872.	2,262.
	78"	15"	56"	2.2	ROHHDHS781DH(A/D)(N/F)() ()	1,440.	1,771.	1,945.	2,344.
	84"	15"	56"	2.4	ROHHDHS841DH(A/D)(N/F)() ()	1,690.	2,108.	2,328.	2,832.
	90"	15"	56"	2.6	ROHHDHS901DH(A/D)(N/F)() ()	1,740.	2,165.	2,389.	2,903.
	96"	15"	56"	2.7	ROHHDHS961DH(A/D)(N/F)() ()	1,785.	2,216.	2,442.	2,963.

Order Code

Example:	ROHOSHS601DH (A/D)(N/F)() ()
R	Reff
O	Overhead
H	Hutches
O	Open, H = Hinge
DH	Double High
S	Surround
60	60" Width
1	Letter depth
DH	Desk Height
A	1 1/4" thick worksurface
N	Unfinished
V316	Surround Finish
W281	Fabric Finish

Specification Information

To order please specify pattern number including:

1. Worksurface thickness:
A = 1 1/4" thick top
D = 1 1/2" thick top
2. Outside back finish:
N = Unfinished
F = Finished
3. Surround finish: Wood or Laminate
4. Fabric option: See page 7.

Application Notes

It is Not advisable to mix 28³/₈" desk height products with 26 1/2" standard height products.

Products on this page **excluding** any vertical surface over 60", will accept wood grain laminate, where laminate is currently an option.

Actual height of Double high Surround;
*For use with 1 1/2" thick top: 56 1/8" high
*For use with 1 1/4" thick top: 56 15/32" high.

For worksurfaces, please refer to page 25.

Note: Double high surround is to be ordered in conjunction with double high case.

Shipped knocked down.

Hardware is included.

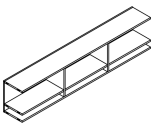
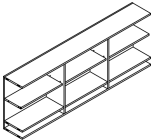
Tackboard is included with the surrounds.

The Fabric for tackboard is railroaded.

Installation instruction sheets available on Knoll Exchange.

For Hutches, refer to reference number GTP00321.

Hutches, 28³/₈" planning Case, Single and Double High Open

description	w	d	h	pattern no.	L	V1	V2	V3
 Single high Case, Open	60"	15"	20"	ROHOSHC601DH()	\$1,800.	\$2,522.	\$2,900.	\$3,770.
	66"	15"	20"	ROHOSHC661DH()	1,835.	2,569.	2,954.	3,841.
	72"	15"	20"	ROHOSHC721DH()	1,870.	2,618.	3,011.	3,916.
	78"	15"	20"	ROHOSHC781DH()	1,964.	2,750.	3,163.	4,111.
	84"	15"	20"	ROHOSHC841DH()	2,284.	3,198.	3,677.	4,780.
	90"	15"	20"	ROHOSHC901DH()	2,322.	3,252.	3,740.	4,861.
	96"	15"	20"	ROHOSHC961DH()	2,359.	3,302.	3,798.	4,938.
 Double high Case, Open	60"	15"	33"	ROHODHC601DH()	2,922.	4,092.	4,706.	6,117.
	66"	15"	33"	ROHODHC661DH()	3,011.	4,216.	4,848.	6,301.
	72"	15"	33"	ROHODHC721DH()	3,058.	4,281.	4,922.	6,399.
	78"	15"	33"	ROHODHC781DH()	3,165.	4,429.	5,095.	6,622.
	84"	15"	33"	ROHODHC841DH()	3,987.	5,581.	6,418.	8,344.
	90"	15"	33"	ROHODHC901DH()	4,035.	5,649.	6,497.	8,447.
	96"	15"	33"	ROHODHC961DH()	4,079.	5,711.	6,568.	8,537.

Order Code

Example:	ROHOSHC601DH()
R	Reff
O	Overhead
H	Hutches
O	Open
SH	Single High
C	Case
60	60" Width
1	Letter depth
DH	Desk Height
V613	Case Finish

Specification Information

To order please specify pattern number including:
1. Case finish: Wood or Laminate

Application Notes

It is Not advisable to mix 28³/₈"h desk height products with 26¹/₂" standard height products.

Products on this page **excluding** any vertical surface over 60", will accept wood grain laminate, where laminate is currently an option.

These products are glue and dowel construction.

Note: Above Cases MUST be accompanied with Surrounds, Hinge.
For Single high surrounds, refer to page 221 .
For Double high surrounds, refer to page 222.

The case ships assembled.
Letter depth is 15" nominal.

Facias and task lights ordered separately.

The case backs are finished in veneer / laminate on the inside and paper finished on the outside.

Interior clearance dimension;
Cubby: 3¹/₂"h x 13¹/₂"d
Single high opening: 13¹/₈"h x 13¹/₂"d
Double high openings: 26⁵/₈"h x 13¹/₂"d,
(includes one adjustable shelf)

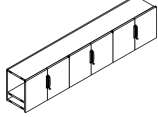
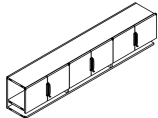
Installation instructions available on Knoll Exchange.

For Hutches, refer to reference number 6TP00321.

Hutches, 28³/₈" planning

Case, Single High

Wood Hinge Doors

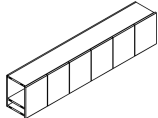
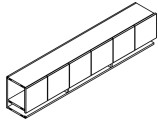
description	w	d	h	dr	pattern no.	L/L	L/V1	L/V2	L/V3	V1/V1	V2/V2	V3/V3
Single high Case with long hinge doors, cubby concealed 	60"	15"	20"	4	ROHSHC601DH()	\$3,154.	\$3,470.	\$3,629.	\$3,787.	\$4,418.	\$5,079.	\$6,604.
	66"	15"	20"	4	ROHSHC661DH()	3,208.	3,528.	3,688.	3,849.	4,490.	5,164.	6,712.
	72"	15"	20"	4	ROHSHC721DH()	3,260.	3,587.	3,750.	3,914.	4,566.	5,251.	6,826.
	78"	15"	20"	4	ROHSHC781DH()	3,379.	3,717.	3,885.	4,046.	4,730.	5,439.	7,072.
	84"	15"	20"	6	ROHSHC841DH()	4,255.	4,680.	4,892.	5,105.	5,956.	6,849.	8,903.
	90"	15"	20"	6	ROHSHC901DH()	4,307.	4,737.	4,952.	5,168.	6,029.	6,934.	9,013.
	96"	15"	20"	6	ROHSHC961DH()	4,363.	4,799.	5,018.	5,236.	6,108.	7,025.	9,132.
Single high Case with short hinge doors, cubby exposed 	60"	15"	20"	4	ROHC601DH()	2,950.	3,246.	3,392.	3,540.	4,131.	4,750.	6,174.
	66"	15"	20"	4	ROHC661DH()	2,996.	3,296.	3,444.	3,595.	4,194.	4,824.	6,271.
	72"	15"	20"	4	ROHC721DH()	3,048.	3,353.	3,505.	3,658.	4,268.	4,907.	6,380.
	78"	15"	20"	4	ROHC781DH()	3,114.	3,426.	3,581.	3,737.	4,360.	5,013.	6,518.
	84"	15"	20"	6	ROHC841DH()	3,932.	4,325.	4,523.	4,718.	5,505.	6,330.	8,230.
	90"	15"	20"	6	ROHC901DH()	4,000.	4,399.	4,600.	4,799.	5,599.	6,439.	8,371.
	96"	15"	20"	6	ROHC961DH()	4,051.	4,456.	4,658.	4,861.	5,672.	6,523.	8,478.

Order Code	Specification Information	Application Notes
Example: ROHSHC601DH () () () ()	<i>To order please specify pattern number including:</i>	It is Not advisable to mix 28³/₈"h desk height products with 26¹/₂" standard height products.
R Reff	1. Lock option: L = Drill for lock N = No lock drilling	Note: Above Cases MUST be accompanied with Surrounds, Hinge. For Single high surrounds, refer to page 221 .
O Overhead	2. Lock finish: B = Black S = Silver	Letter depth is 15" nominal.
H Hutches	3. Pull option: B = Blank, no drilling customer's own pull C = C-Pull (Nickel finish only) D = D-Pull (PT or PZ only) F = Bar pull H = Outline pull R = Cylinder pull S = S-pull, (Stainless steel finish only) T = Tab pull	Facias and task lights ordered separately.
SH Single High		The case backs are finished in veneer / laminate on the inside and paper finished on the outside.
C Case		Interior clearance dimension; Cubby: 3 1/2"h x 13 1/2"d Single high opening: 13 1/8"h x 13 1/2"d
60 60" Width		Doors project below shelf for opening.
1 Letter depth	4. Pull finish: Painted or plated, unless otherwise indicated.	
DH Desk height	5. Case finish: Wood or Laminate	
L Lock option	6. Front finish: Wood or Laminate	
B Lock finish		
H Pull option		
111 Pull finish		
V316 Case finish		
V316 Front finish		

Hutches, 28³/₈" planning

Case, Single High

Glass Hinge Door

description	w	d	h	dr	pattern no.	L	V1	V2	V3
Single high Case with long Glass doors, cubby concealed 	60"	15"	20"	4	ROHGSHHC601DH()()()	\$4,663.	\$5,503.	\$6,328.	\$8,226.
	66"	15"	20"	4	ROHGSHHC661DH()()()	4,790.	5,652.	6,500.	8,450.
	72"	15"	20"	4	ROHGSHHC721DH()()()	4,926.	5,814.	6,685.	8,690.
	78"	15"	20"	4	ROHGSHHC781DH()()()	5,157.	6,086.	6,998.	9,098.
	84"	15"	20"	6	ROHGSHHC841DH()()()	6,142.	7,248.	8,336.	10,836.
	90"	15"	20"	6	ROHGSHHC901DH()()()	6,281.	7,411.	8,523.	11,079.
Single high Case with short Glass doors, cubby exposed 	60"	15"	20"	4	ROHGCHSHC601DH()()()	4,369.	4,762.	5,477.	7,120.
	66"	15"	20"	4	ROHGCHSHC661DH()()()	4,501.	4,906.	5,642.	7,334.
	72"	15"	20"	4	ROHGCHSHC721DH()()()	4,613.	5,028.	5,782.	7,518.
	78"	15"	20"	4	ROHGCHSHC781DH()()()	4,807.	5,240.	6,026.	7,832.
	84"	15"	20"	6	ROHGCHSHC841DH()()()	5,924.	6,456.	7,425.	9,652.
	90"	15"	20"	6	ROHGCHSHC901DH()()()	5,996.	6,534.	7,514.	9,770.
96"	15"	20"	6	ROHGCHSHC961DH()()()	6,128.	6,679.	7,681.	9,986.	

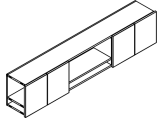
Order Code	Specification Information	Application Notes
Example: ROHGSHHC601DH () ()	<i>To order please specify pattern number including:</i>	It is Not advisable to mix 28³/₈" desk height products with 26¹/₂" standard height products.
R Reff	1. <i>Case finish:</i> Wood or Laminate	Products on this page excluding any vertical surface over 60", will accept wood grain laminate, where laminate is currently an option. These products are glue and dowel construction.
O Overhead	2. <i>Door frame finish:</i> Anodized or Painted	
H Hutches	3. <i>Glass door finish:</i> GL11, GL14, GL15, GL18	
GH Glass Hinge Doors	4. <i>Lock options:</i> L = Lock N = No lock	
SH Single High	5. <i>Lock finish:</i> B = Black S = Matte Silver	
C Case	No Glass shelves.	Note: Above Cases MUST be accompanied with Surrounds, Hinge. For Single high surrounds, refer to page 221 . Letter depth is 15" nominal. Facias and task lights ordered separately. The case backs are finished in veneer / laminate on the inside and paper finished on the outside. Interior clearance dimension; Cubby: 3 1/2" h x 13 1/2" d Single high opening: 13 1/8" h x 13 1/2" d
60 60" Width	No pull option on glass doors. Glass doors project below shelf for opening.	Installation instructions available on Knoll Exchange. For Hutches, refer to reference number 6TP00321.
1 Letter depth		
DH Desk height		
V316 Case finish		
AU Front finish		
GI14 Glass Door finish		

Hutches, 28³/₈" planning

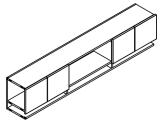
Case, Single High

Glass Hinge Door / Open / Cubby Concealed or Exposed

description	w	d	h	dr	pattern no.	L	V1	V2	V3
Single high Case with long Glass hinge doors, long glass hinge doors/open/cubby concealed	60"	15"	20"	2	ROHGHOSHC601DH()()	\$3,918.	\$4,897.	\$5,632.	\$7,321.
	66"	15"	20"	2	ROHGHOSHC661DH()()	3,999.	4,998.	5,748.	7,472.
	72"	15"	20"	2	ROHGHOSHC721DH()()	4,100.	5,124.	5,893.	7,661.
	78"	15"	20"	2	ROHGHOSHC781DH()()	4,198.	5,248.	6,035.	7,845.
	84"	15"	20"	4	ROHGHOSHC841DH()()	4,936.	6,170.	7,096.	9,225.
	90"	15"	20"	4	ROHGHOSHC901DH()()	5,041.	6,301.	7,247.	9,420.
	96"	15"	20"	4	ROHGHOSHC961DH()()	5,121.	6,401.	7,361.	9,570.



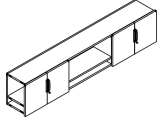
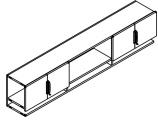
Single high Case with short Glass hinge doors, short glass hinge doors/open/cubby exposed	60"	15"	20"	2	ROHGHOSHC601DH()()	3,243.	4,054.	4,661.	6,060.
	66"	15"	20"	2	ROHGHOSHC661DH()()	3,318.	4,146.	4,769.	6,200.
	72"	15"	20"	2	ROHGHOSHC721DH()()	3,386.	4,233.	4,867.	6,327.
	78"	15"	20"	2	ROHGHOSHC781DH()()	3,464.	4,331.	4,980.	6,474.
	84"	15"	20"	4	ROHGHOSHC841DH()()	4,253.	5,103.	5,868.	7,629.
	90"	15"	20"	4	ROHGHOSHC901DH()()	4,304.	5,164.	5,938.	7,720.
	96"	15"	20"	4	ROHGHOSHC961DH()()	4,391.	5,270.	6,060.	7,878.



Order Code	Specification Information	Application Notes
Example: ROHGHOSHC601DH () ()	<i>To order please specify pattern number including:</i>	It is Not advisable to mix 28³/₈" desk height products with 26¹/₂" standard height products.
R Reff	1. <i>Case finish:</i> Wood or Laminate	Products on this page excluding any vertical surface over 60", will accept wood grain laminate, where laminate is currently an option.
O Overhead	2. <i>Door frame finish:</i> Anodized or Painted	
H Hutches	3. <i>Glass door finish:</i> GL11, GL14, GL15, GL18	These products are glue and dowel construction.
GHO Glass Hinge Door, Open, Cubby Concealed	4. <i>Lock options:</i> L = Lock N = No lock	
SH Single High	5. <i>Lock finish:</i> B = Black S = Matte Silver	Installation instructions available on Knoll Exchange.
C Case		For Hutches, refer to reference number 6TP00321.
60 60" width		Note: Above Cases MUST be accompanied with Surrounds, Hinge. For Single high surrounds, refer to page 221 . Letter depth is 15" nominal. Facias and task lights ordered separately. The case backs are finished in veneer / laminate on the inside and paper finished on the outside.
1 Letter depth		
DH Desk Height	No Glass shelves.	Interior clearance dimension; Cubby: 3 ¹ / ₂ "h x 13 ¹ / ₂ "d Single high opening: 13 ¹ / ₈ "h x 13 ¹ / ₂ "d
V316 Case Finish	No pull option on glass doors. Glass doors project below shelf for opening.	
AU Door Frame Finish		
GL14 Glass Door Finish		

Case, Single High

Wood Hinge Door / Open / Cubby Concealed or Exposed

description	w	d	h	dr	pattern no.	L/L	L/V1	L/V2	L/V3	V1/V1	V2/V2	V3/V3
Single high Case with long hinge doors, hinge door/open/cubby concealed 	60"	15"	20"	4	ROHHOSHC601DH()	\$2,812.	\$3,094.	\$3,234.	\$3,375.	\$4,078.	\$4,689.	\$6,096.
	66"	15"	20"	4	ROHHOSHC661DH()	2,852.	3,139.	3,281.	3,424.	4,137.	4,757.	6,184.
	72"	15"	20"	4	ROHHOSHC721DH()	2,898.	3,189.	3,334.	3,478.	4,204.	4,834.	6,284.
	78"	15"	20"	4	ROHHOSHC781DH()	2,956.	3,252.	3,399.	3,546.	4,287.	4,930.	6,408.
	84"	15"	20"	6	ROHHOSHC841DH()	3,439.	3,785.	3,956.	4,128.	4,988.	5,737.	7,458.
	90"	15"	20"	6	ROHHOSHC901DH()	3,492.	3,841.	4,016.	4,190.	5,063.	5,823.	7,569.
	96"	15"	20"	6	ROHHOSHC961DH()	3,534.	3,888.	4,065.	4,242.	5,125.	5,894.	7,662.
Single high Case with short hinge doors, hinge door/open/cubby exposed 	60"	15"	20"	4	ROHHOCSHC601DH()	2,641.	2,905.	3,037.	3,169.	3,829.	4,403.	5,724.
	66"	15"	20"	4	ROHHOCSHC661DH()	2,678.	2,947.	3,080.	3,215.	3,884.	4,467.	5,806.
	72"	15"	20"	4	ROHHOCSHC721DH()	2,722.	2,994.	3,130.	3,266.	3,947.	4,539.	5,900.
	78"	15"	20"	4	ROHHOCSHC781DH()	2,776.	3,053.	3,192.	3,330.	4,025.	4,629.	6,017.
	84"	15"	20"	6	ROHHOCSHC841DH()	3,229.	3,554.	3,715.	3,876.	4,683.	5,386.	7,002.
	90"	15"	20"	6	ROHHOCSHC901DH()	3,279.	3,607.	3,771.	3,934.	4,754.	5,467.	7,107.
	96"	15"	20"	6	ROHHOCSHC961DH()	3,319.	3,650.	3,817.	3,983.	4,812.	5,534.	7,194.

Order Code

Example:	ROHHSHC601DH () () () ()
R	Reff
O	Overhead
H	Hutches
HO	Hinge / Open
SH	Single High
C	Case
60	60" width
1	Letter depth
DH	Desk height
L	Lock option
B	Lock finish
F	Pull option
111	Pull finish
V316	Case finish
V316	Front finish

Specification Information

To order please specify pattern number including:

- Lock option:
L = Drill for lock
N = No lock drilling
- Lock finish:
B = Black
S = Silver
- Pull option:
B = Blank, no drilling customer's own pull
C = C-Pull (Nickel finish only)
D = D-Pull (PT or PZ only)
F = Bar pull
H = Outline pull
R = Cylinder pull
S = S-pull, (Stainless steel finish only)
T = Tab pull
- Pull finish: Painted or plated, unless otherwise indicated.
- Case finish: Wood or Laminate
- Front finish: Wood or Laminate

Application Notes

It is Not advisable to mix 28³/₈"h desk height products with 26¹/₂" standard height products.

Products on this page **excluding** any vertical surface over 60", will accept wood grain laminate, where laminate is currently an option.

These products are glue and dowel construction.

Installation instructions available on Knoll Exchange.

For Hutches, refer to reference number 6TP00321.

Note: Above Cases MUST be accompanied with Surrounds, Hinge.
For Single high surrounds, refer to page 221 .

Letter depth is 15" nominal.

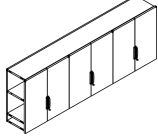
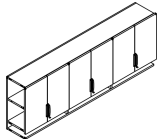
Facias and task lights ordered separately.

The case backs are finished in veneer / laminate on the inside and paper finished on the outside.

Interior clearance dimension; Cubby: 3 1/2"h x 13 1/2"d
Single high opening: 13 1/8"h x 13 1/2"d

Doors project below shelf for opening.

Hutches, 28³/₈" planning Case, Double High Wood Hinge Doors

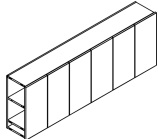
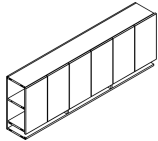
description	w	d	h	dr	pattern no.	L/L	L/V1	L/V2	L/V3	V1/V1	V2/V2	V3/V3
Double high Case with long hinge doors, cubby concealed 	60"	15"	33"	4	ROHHDHC601DH()	\$3,803.	\$4,183.	\$4,372.	\$4,562.	\$5,323.	\$6,121.	\$7,958.
	66"	15"	33"	4	ROHHDHC661DH()	3,923.	4,315.	4,512.	4,708.	5,492.	6,316.	8,211.
	72"	15"	33"	4	ROHHDHC721DH()	4,003.	4,403.	4,604.	4,805.	5,605.	6,446.	8,398.
	78"	15"	33"	4	ROHHDHC781DH()	4,136.	4,549.	4,756.	4,963.	5,790.	6,657.	8,655.
	84"	15"	33"	6	ROHHDHC841DH()	5,225.	5,748.	6,009.	6,271.	7,315.	8,414.	10,937.
	90"	15"	33"	6	ROHHDHC901DH()	5,319.	5,851.	6,116.	6,382.	7,446.	8,563.	11,132.
	96"	15"	33"	6	ROHHDHC961DH()	5,388.	5,927.	6,197.	6,466.	7,543.	8,676.	11,278.
Double high Case with short hinge doors, cubby exposed 	60"	15"	33"	4	ROHCDHC601DH()	3,596.	3,955.	4,135.	4,315.	5,034.	5,789.	7,526.
	66"	15"	33"	4	ROHCDHC661DH()	3,712.	4,083.	4,269.	4,454.	5,197.	5,976.	7,770.
	72"	15"	33"	4	ROHCDHC721DH()	3,789.	4,168.	4,357.	4,546.	5,305.	6,100.	7,930.
	78"	15"	33"	4	ROHCDHC781DH()	3,871.	4,259.	4,452.	4,646.	5,420.	6,234.	8,104.
	84"	15"	33"	6	ROHCDHC841DH()	4,918.	5,410.	5,656.	5,902.	6,886.	7,919.	10,293.
	90"	15"	33"	6	ROHCDHC901DH()	5,009.	5,510.	5,761.	6,011.	7,013.	8,065.	10,485.
	96"	15"	33"	6	ROHCDHC961DH()	5,076.	5,584.	5,836.	6,091.	7,106.	8,172.	10,625.

Order Code	Specification Information	Application Notes
Example: ROHHDHC601DH () () () ()	<i>To order please specify pattern number including:</i>	It is Not advisable to mix 28³/₈"h desk height products with 26¹/₂" standard height products.
R Reff	1. Lock option: L = Drill for lock N = No lock drilling	Note: Above Cases MUST be accompanied with Surrounds, Hinge. For Double high surrounds, refer to page 222 .
O Overhead	2. Lock finish: B = Black S = Silver	Letter depth is 15" nominal.
H Hutches	3. Pull option: B = Blank, no drilling customer's own pull C = C-Pull (Nickel finish only) D = D-Pull (PT or PZ only) F = Bar pull H = Outline pull R = Cylinder pull S = S-pull, (Stainless steel finish only) T = Tab pull	Facias and task lights ordered separately.
H Hinge		The case backs are finished in veneer / laminate on the inside and paper finished on the outside.
DH Double High		Installation instructions available on Knoll Exchange.
C Case		For Hutches, refer to reference number 6TP00321.
60 60" width		
1 Letter depth		Interior clearance dimension; Cubby: 3 ¹ / ₂ "h x 13 ¹ / ₂ "d Double high opening: 26 ³ / ₈ "h x 13 ¹ / ₂ "d (includes one adjustable shelf)
DH Desk Height		
L Lock Option		Doors project below shelf for opening.
B Lock Finish		
H Pull Finish		
111 Pull Finish		
V316 Case Finish	4. Pull finish: Painted or plated, unless otherwise indicated.	
V316 Front Finish	5. Case finish: Wood or Laminate 6. Front finish: Wood or Laminate	

Hutches, 28³/₈" planning

Case, Double High

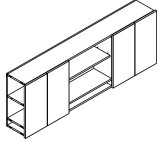
Glass Hinge Doors

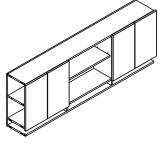
description	w	d	h	dr	pattern no.	L	V1	V2	V3
Double high Case with long Glass doors, cubby concealed 	60"	15"	33"	4	ROGHHDHC601DH()()	\$5,948.	\$7,019.	\$8,071.	\$10,493.
	66"	15"	33"	4	ROGHHDHC661DH()()	6,135.	7,238.	8,324.	10,822.
	72"	15"	33"	4	ROGHHDHC721DH()()	6,348.	7,491.	8,614.	11,199.
	78"	15"	33"	4	ROGHHDHC781DH()()	6,654.	7,852.	9,030.	11,740.
	84"	15"	33"	6	ROGHHDHC841DH()()	7,992.	9,431.	10,845.	14,120.
	90"	15"	33"	6	ROGHHDHC901DH()()	8,185.	9,658.	11,107.	14,439.
Double high Case with short Glass doors, cubby exposed 	60"	15"	33"	4	ROGHCDHC601DH()()	5,444.	5,935.	6,826.	8,874.
	66"	15"	33"	4	ROGHCDHC661DH()()	5,677.	6,188.	7,117.	9,252.
	72"	15"	33"	4	ROGHCDHC721DH()()	5,860.	6,389.	7,347.	9,550.
	78"	15"	33"	4	ROGHCDHC781DH()()	6,094.	6,642.	7,639.	9,930.
	84"	15"	33"	6	ROGHCDHC841DH()()	7,417.	8,084.	9,297.	12,086.
	90"	15"	33"	6	ROGHCDHC901DH()()	7,539.	8,218.	9,452.	12,286.
96"	15"	33"	6	ROGHCDHC961DH()()	7,716.	8,410.	9,671.	12,573.	

Order Code	Specification Information	Application Notes
Example: ROGHHDHC601DH () ()	<i>To order please specify pattern number including:</i>	It is Not advisable to mix 28³/₈"h desk height products with 26¹/₂" standard height products.
R Reff	1. <i>Case finish:</i> Wood or Laminate	Products on this page excluding any vertical surface over 60", will accept wood grain laminate, where laminate is currently an option.
O Overhead	2. <i>Door frame finish:</i> Anodized or Painted	
H Hutches	3. <i>Glass door finish:</i> GL11, GL14, GL15, GL18	These products are glue and dowel construction.
GH Glass Hinge Doors	4. <i>Lock options:</i> L = Lock N = No lock	Installation instructions available on Knoll Exchange.
DH Double High	5. <i>Lock finish:</i> B = Black S = Matte Silver	For Hutches, refer to reference number 6TP00321.
C Case	No Glass shelves.	Interior clearance dimension; Cubby: 3 ¹ / ₂ "h x 13 ¹ / ₂ "d Double high opening: 26 ³ / ₈ "h x 13 ¹ / ₂ "d (includes one adjustable shelf)
60 60" width	No pull option on glass doors. Glass doors project below shelf for opening.	
1 Letter depth		
DH Desk height		
V316 Case finish		
AU Door Frame Finish		
GL14 Glass Door Finish		

Case, Double High

Glass Hinge Doors / Open / Cubby Concealed or Exposed

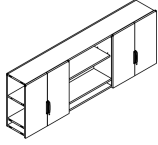
description	w	d	h	dr	pattern no.	L	V1	V2	V3
 Double high Case with long Glass hinge doors, long glass hinge doors/open/cubby concealed	60"	15"	33"	2	ROHGHODHC601DH()()	\$5,036.	\$6,294.	\$7,238.	\$9,410.
	66"	15"	33"	2	ROHGHODHC661DH()()	5,171.	6,464.	7,433.	9,663.
	72"	15"	33"	2	ROHGHODHC721DH()()	5,297.	6,621.	7,614.	9,898.
	78"	15"	33"	2	ROHGHODHC781DH()()	5,441.	6,802.	7,822.	10,168.
	84"	15"	33"	4	ROHGHODHC841DH()()	6,382.	7,978.	9,175.	11,928.
	90"	15"	33"	4	ROHGHODHC901DH()()	6,530.	8,163.	9,387.	12,203.
	96"	15"	33"	4	ROHGHODHC961DH()()	6,649.	8,311.	9,558.	12,425.

 Double high Case with short Glass hinge doors, short glass hinge doors/open/cubby exposed	60"	15"	33"	2	ROHGHODHC601DH()()	4,311.	5,388.	6,196.	8,056.
	66"	15"	33"	2	ROHGHODHC661DH()()	4,421.	5,527.	6,355.	8,262.
	72"	15"	33"	2	ROHGHODHC721DH()()	4,522.	5,652.	6,500.	8,451.
	78"	15"	33"	2	ROHGHODHC781DH()()	4,623.	5,781.	6,646.	8,636.
	84"	15"	33"	4	ROHGHODHC841DH()()	5,579.	6,862.	7,890.	10,258.
	90"	15"	33"	4	ROHGHODHC901DH()()	5,664.	6,966.	8,010.	10,415.
	96"	15"	33"	4	ROHGHODHC961DH()()	5,787.	7,118.	8,186.	10,641.

Order Code	Specification Information	Application Notes
Example: ROHGHODHC601DH () ()		
R Reff	<i>To order please specify pattern number including:</i>	It is Not advisable to mix 28³/₈" desk height products with 26¹/₂" standard height products.
O Overhead	1. <i>Case finish:</i> Wood or Laminate	Products on this page excluding any vertical surface over 60", will accept wood grain laminate, where laminate is currently an option.
H Hutches	2. <i>Door frame finish:</i> Anodized or Painted	Installation instructions available on Knoll Exchange.
GHO Glass Hinge Door, Open, Cubby Concealed	3. <i>Glass door finish:</i> GL11, GL14, GL15, GL18	For Hutches, refer to reference number 6TP00321.
DH Double High	4. <i>Lock options:</i> L = Lock N = No lock	
C Case	5. <i>Lock finish:</i> B = Black S = Matte Silver	
60 60" width	No Glass shelves.	Note: Above Cases MUST be accompanied with Surrounds, Hinge. For Double high surrounds, refer to page 222 . Letter depth is 15" nominal. Faciás and task lights ordered separately. The case backs are finished in veneer / laminate on the inside and paper finished on the outside. Interior clearance dimension; Cubby: 3 ¹ / ₂ "h x 13 ¹ / ₂ "d Double high opening: 26 ³ / ₈ "h x 13 ¹ / ₂ "d (includes one adjustable shelf)
1 Letter depth	No pull option on glass doors. Glass doors project below shelf for opening.	
DH Desk Height		
V316 Case Finish		
AU Door Frame Finish		
GL14 Glass Door Finish		

Case, Double High

Wood Hinge Doors / Open / Cubby Concealed or Exposed

description	w	d	h	dr	pattern no.	L/L	L/V1	L/V2	L/V3	V1/V1	V2/V2	V3/V3
Double high Case with long hinge doors, hinge door/open/cubby concealed 	60"	15"	33"	4	ROHHODHC601DH(X)(X)(X)(X)	\$3,844.	\$4,228.	\$4,421.	\$4,613.	\$5,382.	\$6,189.	\$8,045.
	66"	15"	33"	4	ROHHODHC661DH(X)(X)(X)(X)	3,963.	4,362.	4,559.	4,757.	5,549.	6,382.	8,297.
	72"	15"	33"	4	ROHHODHC721DH(X)(X)(X)(X)	4,047.	4,450.	4,653.	4,855.	5,665.	6,515.	8,468.
	78"	15"	33"	4	ROHHODHC781DH(X)(X)(X)(X)	4,115.	4,526.	4,733.	4,938.	5,762.	6,625.	8,613.
	84"	15"	33"	6	ROHHODHC841DH(X)(X)(X)(X)	5,216.	5,737.	5,997.	6,258.	7,301.	8,396.	10,915.
	90"	15"	33"	6	ROHHODHC901DH(X)(X)(X)(X)	5,309.	5,840.	6,105.	6,370.	7,432.	8,547.	11,110.
	96"	15"	33"	6	ROHHODHC961DH(X)(X)(X)(X)	5,378.	5,914.	6,184.	6,453.	7,529.	8,657.	11,255.

Double high Case with short hinge doors, hinge door/open/cubby exposed 	60"	15"	33"	4	ROHHOCDHC601DH(X)(X)(X)(X)	3,390.	3,728.	3,898.	4,068.	4,916.	5,652.	7,349.
	66"	15"	33"	4	ROHHOCDHC661DH(X)(X)(X)(X)	3,444.	3,789.	3,961.	4,134.	4,995.	5,744.	7,467.
	72"	15"	33"	4	ROHHOCDHC721DH(X)(X)(X)(X)	3,509.	3,859.	4,035.	4,211.	5,089.	5,852.	7,607.
	78"	15"	33"	4	ROHHOCDHC781DH(X)(X)(X)(X)	3,563.	3,920.	4,098.	4,275.	5,167.	5,940.	7,723.
	84"	15"	33"	6	ROHHOCDHC841DH(X)(X)(X)(X)	4,107.	4,518.	4,723.	4,929.	5,955.	5,777.	8,902.
	90"	15"	33"	4	ROHHOCDHC901DH(X)(X)(X)(X)	4,175.	4,592.	4,800.	5,009.	6,053.	6,961.	9,048.
	96"	15"	33"	6	ROHHOCDHC961DH(X)(X)(X)(X)	4,234.	4,656.	4,868.	5,079.	6,138.	7,060.	9,177.

Order Code

Example:	ROHHDHC601DH (X)(X)(X)(X)
R	Reff
O	Overhead
H	Hutches
HO	Hinge / Open
DH	Double High
C	Case
60	60" width
1	Letter depth
DH	Desk height
L	Lock option
B	Lock finish
F	Pull option
111	Pull finish
V316	Case finish
V316	Front finish

Specification Information

To order please specify pattern number including:

- Lock option:
L = Drill for lock
N = No lock drilling
- Lock finish:
B = Black
S = Silver
- Pull option:
B = Blank, no drilling customer's own pull
C = C-Pull (Nickel finish only)
D = D-Pull (PT or PZ only)
F = Bar pull
H = Outline pull
R = Cylinder pull
S = S-pull, (Stainless steel finish only)
T = Tab pull
- Pull finish: Painted or plated, unless otherwise indicated.
- Case finish: Wood or Laminate
- Front finish: Wood or Laminate

Application Notes

It is Not advisable to mix 28³/₈"h desk height products with 26¹/₂" standard height products.

Products on this page **excluding** any vertical surface over 60", will accept wood grain laminate, where laminate is currently an option.

These products are glue and dowel construction.

Installation instructions available on Knoll Exchange.

For Hutches, refer to reference number 6TP00321.

Note: Above Cases MUST be accompanied with Surrounds, Hinge.
For Double high surrounds, refer to page 222 .

Letter depth is 15" nominal.

Facias and task lights ordered separately.

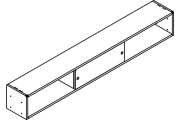
The case backs are finished in veneer / laminate on the inside and paper finished on the outside.

Interior clearance dimension;
Cubby: 3¹/₂"h x 13¹/₂"d
Double high opening: 26³/₈"h x 13¹/₂"d (includes one adjustable shelf)

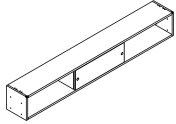
Doors project below shelf for opening.

Progressive Overheads, 28³/₈" Planning
Cabinet Hung
Glass door

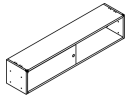
description	w	d	h	dr	pattern no.	L	V1	V2	V3
Cabinet Hung Shelf	90"	15"	15"	1	RROCGSD90GB () () () ()	\$3,144.	\$3,773.	\$4,339.	\$5,641.
Glass Sliding Doors Closed Ends	108"	15"	15"	1	RROCGSD108GB () () () ()	3,439.	4,128.	4,747.	6,170.



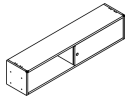
Cabinet Hung Shelf with 2 Glass Sliding Doors	90"	15"	15"	2	RROC2GSD90 () () () ()	4,326.	4,889.	5,324.	6,920.
	108"	15"	15"	2	RROC2GSD108 () () () ()	4,884.	5,519.	5,938.	7,720.



Cabinet Hung Shelf with Glass Sliding Door Left Hand	60"	15"	15"	1	RROCGSDL60GB () () () ()	2,670.	3,070.	3,531.	4,590.
	72"	15"	15"	1	RROCGSDL72GB () () () ()	2,864.	3,294.	3,789.	4,925.



Cabinet Hung Shelf with Glass Sliding Door Right Hand	60"	15"	15"	1	RROCGSDR60GB () () () ()	2,670.	3,070.	3,531.	4,590.
	72"	15"	15"	1	RROCGSDR72GB () () () ()	2,864.	3,294.	3,789.	4,925.

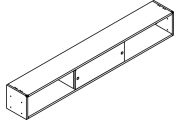


Order Code	Specification Information	Application Notes
Example: RROCGSD90GB () () ()	<i>To order please specify:</i>	It is Not advisable to mix 28³/₈"h desk height products with 26¹/₂" standard height products.
RR Reffresh	1. Lock option: L = Lock N = No lock	For progressive overheads, LED light is recommended without fascia.
O Overhead	2. Lock finish: B = Black S = Matte silver	Overhead backs are finished in Veneer/Laminate on inside and paper finished on the outside.
C Cabinet Hung	3. Pull option=G Grommet pull	Actual dimensions: 14 ³ / ₄ "h x 14 ¹ / ₁₆ "d
GSD Glass Sliding Door	4. Pull finish = Painted/plated	Interior clearance dimension: 12 ⁵ / ₈ "high x 12" deep
90 90" wide	5. Case finish = V316	Installation instruction sheets available on Knoll Exchange.
GB Cable Both	6. Door frame finish = Anodized / painted	For Cabinet hung overheads, refer to reference number 6TP00080.
L Lock option	7. Door Glass finish GL11 = Black GL14 = Folkstone Grey GL15 = Med. Grey GL18 = White	For overhead with sliding doors, reference to part number 6TP00088.
S Lock finish		
G Pull option		
111 Pull finish		
V316 Case finish		
AU Door frame finish		
GL11 Glass finish		

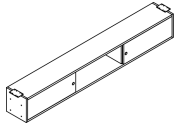
Cabinet Hung

Wood door

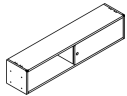
description	w	d	h	dr	pattern no.	L/L	L/V1	L/V2	L/V3	V1/V1	V2/V2	V3/V3
Cabinet Hung Shelf	90"	15"	15"	1	RROCWSD90GB () () ()	\$2,701.	\$2,971.	\$3,106.	\$3,242.	\$3,511.	\$4,037.	\$5,249.
Sliding Doors Closed Ends	108"	15"	15"	1	RROCWSD108GB () () ()	2,929.	3,221.	3,368.	3,514.	3,807.	4,378.	5,691.



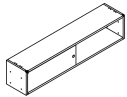
Cabinet Hung Shelf with 2 Wood/Laminate Sliding Doors	90"	15"	15"	2	RROC2WSD90 () () ()	3,261.	3,588.	3,750.	3,914.	4,240.	4,767.	6,197.
	108"	15"	15"	2	RROC2WSD108 () () ()	3,641.	4,005.	4,187.	4,369.	4,733.	5,255.	6,832.



Cabinet Hung Shelf with Wood/Laminate Sliding Door Right Hand	60"	15"	15"	1	RROCWSDR60GB () () ()	2,274.	2,501.	2,615.	2,729.	2,843.	3,270.	4,249.
	72"	15"	15"	1	RROCWSDR72GB () () ()	2,407.	2,648.	2,768.	2,869.	3,009.	3,460.	4,498.



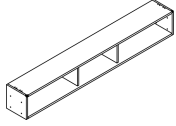
Cabinet Hung Shelf with Wood/Laminate Sliding Door Left Hand	60"	15"	15"	1	RROCWSDL60GB () () ()	2,274.	2,501.	2,615.	2,729.	2,843.	3,270.	4,249.
	72"	15"	15"	1	RROCWSDL72GB () () ()	2,407.	2,648.	2,768.	2,869.	3,009.	3,460.	4,498.



Order Code	Specification Information	Application Notes
Example: RROCWSDR60GB	To order please specify	<p>It is Not advisable to mix 28³/₈"h desk height products with 26¹/₂" standard height products.</p> <p>Product on this page excluding any vertical surface over 60", will accept wood grain laminate, where laminate is currently an option.</p> <p>These products are Glue and Dowel Construction.</p> <p>Keying instructions must accompany all orders, refer to page418. These products do not come with lock included. Random locks are factory installed. Key-alike are field installed using the KnollKey order form. Each locking pedestal on this page counts for one lock core.</p> <p>For progressive overheads, LED light is recommended without fascia. Overhead backs are finished in Veneer/Laminate on inside and paper finished on the outside. Actual dimensions: 14³/₄"h x 14¹/₁₆"d. Interior clearance dimension: 12³/₈"high x 12" deep Installation instruction sheets available on Knoll Exchange. For Cabinet hung overheads, refer to reference number 6TP00080. For overhead with sliding doors, reference to part number 6TP00088.</p>
RR Reff	1. Lock option: L = Lock N = No lock	
O Overhead	2. Lock finish: B = Black S = Matte silver	
C Cabinet Hung	3. Pull option: Grommet pull only	
WSDR Wood/Lam. Sliding Door	4. Pull finish: Painted or Plated	
60 60" wide	5. Case finish: L, V1, V2, V3	
GB Cable Both	6. Front finish: L, V1, V2, V3	
L Lock option		
S Lock finish		
G Pull Option		
115 Pull Finish		
V316 Case Finish		
V316 Front Finish		

Progressive Overheads, 28^{3/8}" Planning
Cabinet Hung
Open shelf

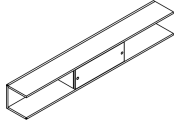
description	w	d	h	pattern no.	L/L	L/V1	L/V2	L/V3
Cabinet Hung Open Shelf Closed Ends	60"	15"	15"	RROCOS60GB () ()	\$1,631.	\$2,118.	\$2,437.	\$3,168.
	72"	15"	15"	RROCOS72GB () ()	1,738.	2,259.	2,598.	3,378.
	90"	15"	15"	RROCOS90GB () ()	1,894.	2,463.	2,832.	3,682.
	108"	15"	15"	RROCOS108GB () ()	2,154.	2,801.	3,221.	4,187.



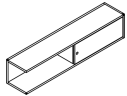
Order Code	Specification Information	Application Notes
Example: RROCOS60GB () ()	To order please specify	<p>It is Not advisable to mix 28^{3/8}"h desk height products with 26^{1/2}" standard height products.</p> <p>Product on this page excluding any vertical surface over 60", will accept wood grain laminate, where laminate is currently an option.</p> <p>These products are Glue and Dowel Construction.</p> <p>For progressive overheads, LED light is recommended without fascia. Overhead backs are finished in Veneer/Laminate on inside and paper finished on the outside. Above sizes are nominal. Actual dimensions: 14^{3/4}"h x 14^{9/16}"d Interior clearance dimension: 12^{5/8}"high x 12^{13/32}" deep Installation instruction sheets available on Knoll Exchange. For Cabinet hung overheads, refer to reference number 6TP00080.</p>
RR Reff	1. Finish type: L = Laminate	
O Overhead	1 = V1	
C Cabinet Hung	2 = V2	
OS Open shelf	3 = V3	
60 60" wide	2. Finish	
2 Finish type		
V316 Case Finish		

Wall Hung
Glass door

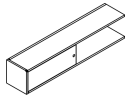
description	w	d	h	dr	pattern no.	L	V1	V2	V3
Wall Hung Shelf with Glass Sliding Door	90"	15"	15"	1	RROMGSD90GN () () () () ()	\$2,975.	\$3,571.	\$4,107.	\$5,339.
	108"	15"	15"	1	RROMGSD108GN () () () () ()	3,376.	4,050.	4,658.	6,056.



Wall Hung Shelf with Glass Sliding Door Gable Right	60"	15"	15"	1	RROMGSD60GR () () () () ()	2,574.	3,088.	3,552.	4,618.
	72"	15"	15"	1	RROMGSD72GR () () () () ()	2,835.	3,402.	3,914.	5,086.



Wall Hung Shelf with Glass Sliding Door Gable Left	60"	15"	15"	1	RROMGSD60GL () () () () ()	2,574.	3,088.	3,552.	4,618.
	72"	15"	15"	1	RROMGSD72GL () () () () ()	2,835.	3,402.	3,914.	5,086.

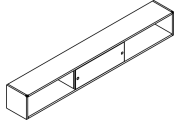


Order Code	Specification Information	Application Notes
Example: RROMGSD90GN ()	To order please specify	It is Not advisable to mix 28³/₈"h desk height products with 26¹/₂" standard height products.
RR Reff	1. Lock option: L = Lock N = No lock	For progressive overheads, LED light is recommended without fascia.
O Overhead	2. Lock finish: B = Black S = Matte silver	Product on this page excluding any vertical surface over 60", will accept wood grain laminate, where laminate is currently an option.
M Wall hung	3. Pull option: Grommet	Overhead backs are finished in Veneer/Laminate on inside and paper finished on the outside.
GSD Glass sliding door	4. Pull finish: 115	Above sizes are nominal.
90 90" wide	5. Case finish: V319	Actual dimensions: 14 ³ / ₄ "h x 14 ⁷ / ₁₆ "d
GN No gable	6. Door frame: Anodized / painted	Interior clearance dimension: 12 ⁵ / ₈ " high x 12" deep
L Lock option	7. Glass finish: GL11 = Black GL14 = Folkstone Grey GL15 = Med. Grey GL18 = White	Installation instruction sheets available on Knoll Exchange.
S Lock finish	Keying instructions must accompany all orders, refer to page 418. These products do not come with lock included. Random locks are factory installed. Key-alike are field installed using the KnollKey order form. Each locking pedestal on this page counts for one lock core.	For overheads with sliding doors, refer to reference number 6TP00088.
G Pull Option		
115 Pull Finish		
V319 Case Finish		
AP Door Frame Finish		
GL11 Glass Finish		

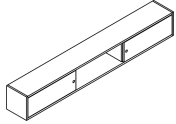
Wall Hung

Glass door, closed ends

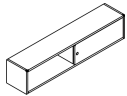
description	w	d	h	dr	pattern no.	L	V1	V2	V3
Wall Hung Shelf with Glass Sliding Door	90"	15"	15"	1	RROMGSD90GB() () () ()	\$3,331.	\$3,831.	\$4,405.	\$5,727.
	108"	15"	15"	1	RROMGSD108GB() () () ()	3,742.	4,304.	4,948.	6,432.



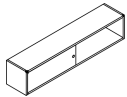
Wall Hung Shelf with 2 Glass Sliding Doors	90"	15"	15"	2	RROM2GSD90() () () () ()	4,628.	5,091.	5,526.	7,183.
	108"	15"	15"	2	RROM2GSD108() () () () ()	5,248.	5,772.	6,191.	8,049.



Wall Hung Shelf with Glass Sliding Door Right Hand	60"	15"	15"	1	RROMGSDR60GB() () () ()	2,718.	3,125.	3,594.	4,672.
	72"	15"	15"	1	RROMGSDR72GB() () () ()	2,947.	3,389.	3,897.	5,067.



Wall Hung Shelf with Glass Sliding Door Left Hand	60"	15"	15"	1	RROMGSDL60GB() () () ()	2,718.	3,125.	3,594.	4,672.
	72"	15"	15"	1	RROMGSDL72GB() () () ()	2,947.	3,389.	3,897.	5,067.

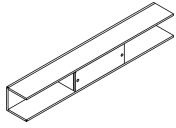


Order Code	Specification Information	Application Notes
Example: RROMGSD90GN ()	To order please specify	It is Not advisable to mix 28^{3/8}"h desk height products with 26^{1/2}" standard height products.
RR Reff	1. Lock option: L = Lock N = No lock	For progressive overheads, LED light is recommended without fascia.
O Overhead	2. Lock finish: B = Black S = Matte silver	Product on this page excluding any vertical surface over 60", will accept wood grain laminate, where laminate is currently an option.
M Wall hung	3. Pull option: Grommet	Overhead backs are finished in Veneer/Laminate on inside and paper finished on the outside.
GSD Glass sliding door	4. Pull finish: 115	Above sizes are nominal.
90 90" wide	5. Case finish: V319	Actual dimensions: 14 ^{3/4} "h x 14 ^{7/16} "d
GN No gable	6. Door frame: Anodized / painted	Interior clearance dimension: 12 ^{5/8} " high x 12" deep
L Lock option	7. Glass finish: GL11 = Black GL14 = Folkstone Grey GL15 = Med. Grey GL18 = White	Installation instruction sheets available on Knoll Exchange.
S Lock finish	Keying instructions must accompany all orders, refer to page 418. These products do not come with lock included. Random locks are factory installed. Key-alike are field installed using the KnollKey order form. Each locking pedestal on this page counts for one lock core.	For overheads with sliding doors, refer to reference number 6TPO0088.
G Pull Option		
115 Pull Finish		
V319 Case Finish		
AP Door Frame Finish		
GL11 Glass Finish		

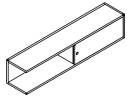
Wall Hung

Wood door

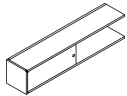
description	w	d	h	dr	pattern no.	L/L	L/V1	L/V2	L/V3	V1/V1	V2/V2	V3/V3
Wall Hung Shelf with Wood / Laminate Sliding Door	90"	15"	15"	1	RROMWSD90GN () () () () () ()	\$2,757.	\$3,034.	\$3,172.	\$3,309.	\$3,309.	\$3,806.	\$4,948.
	108"	15"	15"	1	RROMWSD108GN () () () () () ()	3,109.	3,420.	3,574.	3,729.	3,729.	4,291.	5,576.



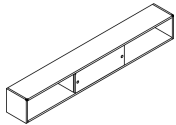
Wall Hung Shelf with Wood/Laminate Sliding Door Gable Right	60"	15"	15"	1	RROMWSD60GR () () () () () ()	2,368.	2,605.	2,724.	2,843.	2,843.	3,270.	4,249.
	72"	15"	15"	1	RROMWSD72GR () () () () () ()	2,580.	2,839.	2,968.	3,097.	3,097.	3,562.	4,630.



Wall Hung Shelf with Wood/Laminate Sliding Door Gable Left	60"	15"	15"	1	RROMWSD60GL () () () () () ()	2,368.	2,605.	2,724.	2,843.	2,843.	3,270.	4,249.
	72"	15"	15"	1	RROMWSD72GL () () () () () ()	2,580.	2,839.	2,968.	3,097.	3,097.	3,562.	4,630.



Wall Hung Shelf with Wood/Laminate Sliding Door Closed Ends	90"	15"	15"	1	RROMWSD90GB () () () () () ()	2,856.	3,142.	3,284.	3,427.	3,570.	4,105.	5,336.
	108"	15"	15"	1	RROMWSD108GB () () () () () ()	3,186.	3,505.	3,664.	3,823.	3,983.	4,579.	5,954.

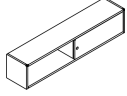


Order Code	Specification Information	Application Notes
Example: RROMWSD90GB () () () () () ()	To order please specify	It is Not advisable to mix 28^{3/8}"h desk height products with 26^{1/2}" standard height products.
RR Reff	1. Lock option: L = Lock N = No lock	For progressive overheads, LED light is recommended without fascia.
O Overhead	2. Lock finish: B = Black S = Matte silver	Product on this page excluding any vertical surface over 60", will accept wood grain laminate, where laminate is currently an option.
M Wall mount	3. Pull option: Grommet only	Overhead backs are finished in Veneer/Laminate on inside and paper finished on the outside.
WSD Wood/Lam. Sliding Door	4. Pull finish: Painted and Plated	Above sizes are nominal.
90 90" wide	5. Case finish: L, V1, V2, V3	Actual dimensions: 14 ^{3/4} "h x 14 ^{1/16} "d
GB Gable both	6. Door finish: L, V1, V2, V3	Interior clearance dimension: 12 ^{3/8} " high x 12" deep
L Lock option	Keying instructions must accompany all orders, refer to page 418. These products do not come with lock included. Random locks are factory installed. Key-alike are field installed using the KnollKey order form. Each locking pedestal on this page counts for one lock core.	Installation instruction sheets available on Knoll Exchange.
S Lock finish		For overheads with sliding doors, refer to reference number 6TP00088.
G Pull Option		
115 Pull Finish		
V319 Case Finish		
V319 Door Finish		

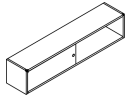
Wall Hung

Wood door, closed ends

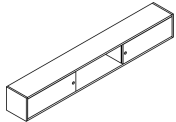
description	w	d	h	dr	pattern no.	L/L	L/V1	L/V2	L/V3	V1/V1	V2/V2	V3/V3
Wall Hung Shelf with Wood/Laminate Sliding Door right Closed Ends	60"	15"	15"	1	RROMWSDR60GB () () () ()	\$2,302.	\$2,532.	\$2,648.	\$2,762.	\$2,878.	\$3,309.	\$4,301.
	72"	15"	15"	1	RROMWSDR72GB () () () ()	2,467.	2,713.	2,837.	2,961.	3,084.	3,546.	4,610.



Wall Hung Shelf with Wood/Laminate Sliding Door left Closed Ends	60"	15"	15"	1	RROMWSDL60GB () () () ()	2,302.	2,532.	2,648.	2,762.	2,878.	3,309.	4,301.
	72"	15"	15"	1	RROMWSDL72GB () () () ()	2,467.	2,713.	2,837.	2,961.	3,084.	3,546.	4,610.



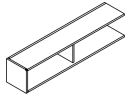
Wall Hung Shelf with 2 Wood/Laminate Sliding Doors	90"	15"	15"	2	RROM2WSD90 () () () () () ()	3,526.	3,878.	4,054.	4,231.	4,442.	4,969.	6,460.
	108"	15"	15"	2	RROM2WSD108 () () () () () ()	3,957.	4,353.	4,551.	4,750.	4,987.	5,509.	7,161.



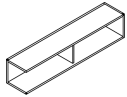
Order Code	Specification Information	Application Notes
Example: RROMWSD90GB () () () () ()	To order please specify	It is Not advisable to mix 28^{3/8}"h desk height products with 26^{1/2}" standard height products.
RR Reff	1. Lock option: L = Lock N = No lock	For progressive overheads, LED light is recommended without fascia.
O Overhead	2. Lock finish: B = Black S = Matte silver	Product on this page excluding any vertical surface over 60", will accept wood grain laminate, where laminate is currently an option.
M Wall mount	3. Pull option: Grommet only	Overhead backs are finished in Veneer/Laminate on inside and paper finished on the outside.
WSD Wood/Lam. Sliding Door	4. Pull finish: Painted and Plated	Above sizes are nominal.
90 90" wide	5. Case finish: L, V1, V2, V3	Actual dimensions: 14 ^{3/4} "h x 14 ^{7/16} "d
GB Gable both	6. Door finish: L, V1, V2, V3	Interior clearance dimension: 12 ^{3/8} " high x 12" deep
L Lock option	Keying instructions must accompany all orders, refer to page 418. These products do not come with lock included. Random locks are factory installed. Key-alike are field installed using the KnollKey order form. Each locking pedestal on this page counts for one lock core.	Installation instruction sheets available on Knoll Exchange.
S Lock finish		For overheads with sliding doors, refer to reference number 6TP00088.
G Pull Option		
115 Pull Finish		
V319 Case Finish		
V319 Door Finish		

*Wall Hung
Open Shelf*

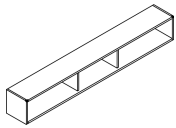
description	w	d	h	pattern no.	L	V1	V2	V3
Wall Hung Open Shelf Left Gable	60"	15"	15"	RROMOS60GL()	\$1,757.	\$2,021.	\$2,323.	\$3,020.
	72"	15"	15"	RROMOS72GL()	1,954.	2,247.	2,584.	3,360.



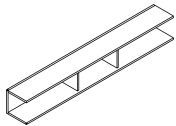
Wall Hung Open Shelf Right Gable	60"	15"	15"	RROMOS60GR()	1,757.	2,021.	2,323.	3,020.
	72"	15"	15"	RROMOS72GR()	1,954.	2,247.	2,584.	3,360.



Wall Hung Open Shelf Closed Ends Left & Right Gable	60"	15"	15"	RROMOS60GB()()	1,673.	2,175.	2,501.	3,251.
	72"	15"	15"	RROMOS72GB()()	1,818.	2,364.	2,719.	3,534.
	90"	15"	15"	RROMOS90GB()()	2,140.	2,782.	3,200.	4,159.
	108"	15"	15"	RROMOS108GB()()	2,300.	2,991.	3,439.	4,471.



Wall Hung Open Shelf No Gable	90"	15"	15"	RROMOS90GN()	2,224.	2,557.	2,940.	3,823.
	108"	15"	15"	RROMOS108GN()	2,459.	2,827.	3,251.	4,226.



Order Code	Specification Information
Example: RROMOS60GL()()	To order please specify <i>pattern number including:</i>
RR Reff	1. Case finish:
O Overhead	
M Wall Hung	
OS Open shelf	
60 60" wide	
GL Gable Left	
V316 Case Finish	

To order please specify *pattern number including:*
1. Case finish:

Application Notes

It is Not advisable to mix 28^{3/8}"h desk height products with 26^{1/2}" standard height products.

Product on this page excluding any vertical surface over 60", will accept wood grain laminate, where laminate is currently an option.

These products are Glue and Dowel Construction.

Knoll does not assume any responsibility for the installation, attachment or the securing of wall hung units to the wall. A certified building contractor should be consulted. Please refer to wall mounting information on page 400.

For progressive overheads, LED light is recommended without fascia.

Overhead backs are finished in Veneer/Laminate on inside and paper finished on the outside.

Above sizes are nominal.

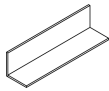
Actual dimensions: 14^{3/4}"h x 14^{1/16}"d

Interior clearance dimension: 12^{7/8}" high x 12" deep

Wall Hung

L-Shelf

description	w	d	h	pattern no.	L	V1	V2	V3
L-Shelf	60"	15"	15"	RRML60() ()	\$884.	\$1,061.	\$1,220.	\$1,586.
	72"	15"	15"	RRML72() ()	983.	1,189.	1,355.	1,762.
	90"	15"	15"	RRML90() ()	1,111.	1,333.	1,533.	1,994.
	108"	15"	15"	RRML108() ()	1,272.	1,527.	1,756.	2,282.



Order Code	Specification Information	Application Notes
Example: RRML60() ()	<i>To order please specify pattern number including:</i>	<p>It is Not advisable to mix 28³/₈"h desk height products with 26¹/₂" standard height products.</p> <p>For progressive overheads, LED light is recommended without fascia.</p> <p>Overhead backs are finished in Veneer/Laminate on inside and paper finished on the outside.</p> <p>Shipped knocked down. Hardware kit included.</p> <p>Actual dimensions: 14³/₄"h x 14⁹/₁₆"d</p> <p>Installation instruction sheets available on Knoll Exchange.</p> <p>For wall hung L shelf, refer to reference number 6TP00083.</p>
RR Reff Refresh		
M Wall Hung	1. Finish type:	
L L-Shelf	L = Laminate	
60 60" Wide	1 = V1	
L Finish Type	2 = V2	
114 Finish	3 = V3	
	2. Finish: Laminate or wood	<p>The woodgrain on the L-Shelves, run perpendicular to the length.</p> <p>These products are Glue and Dowel Construction.</p> <p>Knoll does not assume any responsibility for the installation, attachment or the securing of wall hung units to the wall. A certified building contractor should be consulted. Please refer to wall mounting information on page 400.</p>

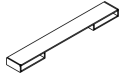
description	w	d	pattern no.	L	V1	V2	V3
Desk Top Cubbies 30" and 36"	30"	10"	RDTC3010()	\$888.	\$1,110.	\$1,276.	\$1,658.
	36"	10"	RDTC3610()	1,003.	1,119.	1,288.	1,673.



Desk Top Cubbies 60" and 72"	60"	10"	RDTC6010()	1,090.	1,362.	1,566.	2,036.
	72"	10"	RDTC7210()	1,112.	1,390.	1,598.	2,078.



Desk Top Cubbies Open	60"	10"	RDTCO6010()	1,204.	1,506.	1,731.	2,251.
	72"	10"	RDTCO7210()	1,221.	1,526.	1,754.	2,281.



Wall Mounted Cubbies 30" and 36"	30"	10"	RRMC3010()	973.	1,217.	1,399.	1,819.
	36"	10"	RRMC3610()	983.	1,227.	1,412.	1,835.



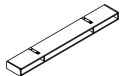
Wall Mounted Cubbies 60" and 72"	60"	10"	RRMC6010()	1,120.	1,399.	1,611.	2,095.
	72"	10"	RRMC7210()	1,143.	1,429.	1,643.	2,137.



Under Mounted Cubbies 30" and 36"	30"	10"	RUMC3010()	941.	1,177.	1,354.	1,760.
	36"	10"	RUMC3610()	953.	1,191.	1,370.	1,780.



Under Mounted Cubbies 60" and 72"	60"	10"	RUMC6010()	1,069.	1,335.	1,536.	1,998.
	72"	10"	RUMC7210()	1,096.	1,369.	1,575.	2,047.



Order Code

Example: RDTC3010()	
R	Reff
DT	Desk Top
C	Cubby
30	Width
10	Depth
	Finish

Specification Information

To order please specify pattern number including:

1. Finish:
Laminate or wood

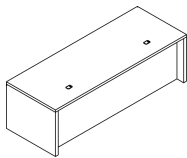
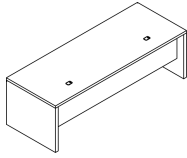
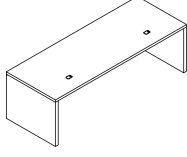
Product on this page **Excluding any vertical surface over 60"**, will accept wood grain laminate, where laminate is currently an option.

Installation instruction sheets available on Knoll Exchange.

For Wall Mounted cubbies, please refer to reference number 6TP00086.

For Under Mounted cubbies, please refer to reference number 6TP00087.

Classic Desks, 28³/₈" planning With Recessed Modesty

description	d	w	h	pattern no.	L	V1	V2	V3
 Classic Desk Full Modesty Recessed 28 ³ / ₈ "	30"	60"	28 ³ / ₈ "	RCDFMR60302 () ()	\$1,707.	\$2,872.	\$3,303.	\$4,294.
	30"	72"	28 ³ / ₈ "	RCDFMR72302 () ()	1,792.	3,016.	3,467.	4,508.
	30"	84"	28 ³ / ₈ "	RCDFMR84302 () ()	1,871.	3,149.	3,621.	4,708.
	30"	96"	28 ³ / ₈ "	RCDFMR96302 () ()	1,945.	3,274.	3,765.	4,894.
	36"	60"	28 ³ / ₈ "	RCDFMR60362 () ()	1,808.	3,042.	3,499.	4,548.
	36"	72"	28 ³ / ₈ "	RCDFMR72362 () ()	1,898.	3,194.	3,677.	4,775.
	36"	84"	28 ³ / ₈ "	RCDFMR84362 () ()	1,982.	3,336.	3,624.	4,988.
	36"	96"	28 ³ / ₈ "	RCDFMR96362 () ()	2,062.	3,472.	3,992.	5,191.
 Classic Desk Half Modesty Recessed 28 ³ / ₈ "	30"	60"	28 ³ / ₈ "	RCDHMR60302 () ()	1,646.	2,771.	3,186.	4,141.
	30"	72"	28 ³ / ₈ "	RCDHMR72302 () ()	1,716.	2,887.	3,321.	4,316.
	30"	84"	28 ³ / ₈ "	RCDHMR84302 () ()	1,784.	3,002.	3,453.	4,489.
	30"	96"	28 ³ / ₈ "	RCDHMR96302 () ()	1,843.	3,100.	3,566.	4,635.
	36"	60"	28 ³ / ₈ "	RCDHMR60362 () ()	1,747.	2,939.	3,381.	4,395.
	36"	72"	28 ³ / ₈ "	RCDHMR72362 () ()	1,821.	3,066.	3,525.	4,582.
	36"	84"	28 ³ / ₈ "	RCDHMR84362 () ()	1,895.	3,190.	3,668.	4,768.
	36"	96"	28 ³ / ₈ "	RCDHMR96362 () ()	1,960.	3,298.	3,794.	4,932.
 Classic Desk Quarter Modesty Recessed 28 ³ / ₈ "	30"	60"	28 ³ / ₈ "	RCDQMR60302 () ()	1,574.	2,648.	3,045.	3,959.
	30"	72"	28 ³ / ₈ "	RCDQMR72302 () ()	1,633.	2,749.	3,161.	4,108.
	30"	84"	28 ³ / ₈ "	RCDQMR84302 () ()	1,689.	2,843.	3,270.	4,249.
	30"	96"	28 ³ / ₈ "	RCDQMR96302 () ()	1,738.	2,924.	3,363.	4,372.
	36"	60"	28 ³ / ₈ "	RCDQMR60362 () ()	1,674.	2,817.	3,240.	4,212.
	36"	72"	28 ³ / ₈ "	RCDQMR72362 () ()	1,739.	2,927.	3,364.	4,374.
	36"	84"	28 ³ / ₈ "	RCDQMR84362 () ()	1,800.	3,030.	3,484.	4,529.
	36"	96"	28 ³ / ₈ "	RCDQMR96362 () ()	1,855.	3,123.	3,591.	4,669.

Order Code	Specification Information
Example: RCDFMR60301	
R Reff	
CD Classic Desk	
FMR Full Modesty Recessed	
	HMR = Half Modesty Recessed
	QMR = Quarter Modesty Recessed
60 Width	
30 Depth	
2 28 ³ / ₈ " high	
() Grommet Option	
() Grommet Finish	
() Finish	

Specification Information

To order please specify pattern number including:

- Grommet Option
F=Flush or Standard Corner location
N=No Grommet
R=Recessed Grommet
- Grommet Finish:
Painted or Plated
- Finish: L,V1,V2,V3

It is Not advisable to mix 28³/₈"h desk height products with 26¹/₂" standard height products.

28³/₈" high desk will only work with 28³/₈" high lower storage.

Product on this page **Excluding any vertical surface over 60"**, will accept wood grain laminate, where laminate is currently an option.

Grommets are located 20" in from the sides and 3.5" in from the back.

Grommets ship separately in a kit.

Knoll accepts no responsibility for special grommet locations which interfere with support or other hardware. All requests for special grommet locations must be approved through custom product development.

Total height = 28³/₈"h to the underside of worksurface.

Worksurface is 1¹/₂" thick. End panels are 2" thick.

Lower storage sold separately.

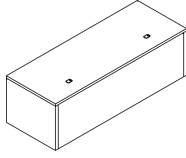
30" deep desk with recessed modesty will accept 19" and 23" deep pedestals.

36" deep desk with recessed modesty will accept 19", 23" and 29" deep pedestals.

Classic desks with half recessed and quarter recessed modesty, accepts NO lower storage.

Classic Desks ship knocked down, with all hardware.

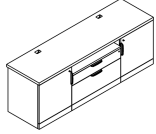
Classic Desks, 28³/₈" planning With Full Flush Modesty

description	d	w	h	pattern no.	L	V1	V2	V3
	30"	60"	28 ³ / ₈ "	RCDFMF60302 () ()	\$1,707.	\$2,872.	\$3,303.	\$4,294.
	30"	72"	28 ³ / ₈ "	RCDFMF72302 () ()	1,792.	3,016.	3,467.	4,508.
	30"	84"	28 ³ / ₈ "	RCDFMF84302 () ()	1,871.	3,149.	3,621.	4,708.
	30"	96"	28 ³ / ₈ "	RCDFMF96302 () ()	1,945.	3,274.	3,765.	4,894.
	36"	60"	28 ³ / ₈ "	RCDFMF60362 () ()	1,707.	2,872.	3,303.	4,294.
	36"	72"	28 ³ / ₈ "	RCDFMF72362 () ()	1,792.	3,016.	3,467.	4,508.
	36"	84"	28 ³ / ₈ "	RCDFMF84362 () ()	1,871.	3,149.	3,621.	4,708.
	36"	96"	28 ³ / ₈ "	RCDFMF96362 () ()	1,945.	3,274.	3,765.	4,894.

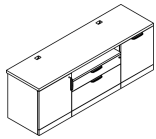
Order Code	Specification Information	Application Notes
Example: RCDFMF60302	<i>To order please specify pattern number including:</i>	<p>It is Not advisable to mix 28³/₈"h desk height products with 26¹/₂" standard height products.</p> <p>28³/₈" high desk will only work with 28³/₈" high lower storage.</p> <p>Product on this page Excluding any vertical surface over 60", will accept wood grain laminate, where laminate is currently an option.</p> <p>Grommets are located 20" in from the sides and 3.5" in from the back.</p> <p>Grommets ship separately in a kit.</p> <p>Knoll accepts no responsibility for special grommet locations which interfere with support or other hardware. All requests for special grommet locations must be approved through custom product development.</p>
R Reff	1. Grommet Option	
CD Classic Desk	F=Flush or Standard Corner location	
FMF Full Modesty Flush	N=No Grommet	
60 Width	R=Recessed Grommet	
30 Depth	2. Grommet Finish: Painted or Plated	
2 28 ³ / ₈ " high	3. Finish: L,V1,V2,V3	
() Grommet Option		
() Grommet Finish		
() Finish		

Classic Credenza, 28³/₈" h
Preconfigured, Type A, Box File Center
Metal interiors

description	w	d	h	pattern no.	Top/Case							
					L/L	V1/L	V2/L	V3/L	V1/V1	V2/V2	V3/V3	
Classic Credenzas, Type HAH	78"	20"	28 ³ / ₈ "	RCDHHAH11	() () M () () () () ()	\$4,839.	\$4,967.	\$5,025.	\$5,293.	\$5,750.	\$6,463.	\$8,603.
Hinge door / 22 ³ / ₈ "h Box File / Hinge door Cabinet	78"	24"	28 ³ / ₈ "	RCDHHAH12	() () M () () () () ()	5,032.	5,143.	5,209.	5,512.	6,402.	7,214.	9,435.
	84"	20"	28 ³ / ₈ "	RCDHHAH21	() () M () () () () ()	4,882.	5,016.	5,078.	5,363.	5,956.	6,632.	8,845.
	84"	24"	28 ³ / ₈ "	RCDHHAH22	() () M () () () () ()	5,084.	5,202.	5,274.	5,596.	6,545.	7,375.	9,544.



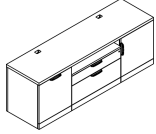
Classic Credenzas, Type HAW	78"	20"	28 ³ / ₈ "	RCDHHAH11	() () M () () () () ()	5,253.	5,376.	5,432.	5,689.	6,140.	6,814.	8,872.
Hinge door / 22 ³ / ₈ "h Box File / Waste Recycle Cabinet	78"	24"	28 ³ / ₈ "	RCDHHAH12	() () M () () () () ()	5,438.	5,545.	5,609.	5,900.	6,768.	7,537.	9,672.
	84"	20"	28 ³ / ₈ "	RCDHHAH21	() () M () () () () ()	5,294.	5,423.	5,483.	5,757.	6,338.	6,977.	9,105.
	84"	24"	28 ³ / ₈ "	RCDHHAH22	() () M () () () () ()	5,488.	5,602.	5,671.	5,981.	6,904.	7,691.	9,777.



Order Code	Specification Information	Application Notes
Example: RCDHHAH11 () () M () () () () ()	<i>To order please specify pattern number including:</i>	It is Not advisable to mix 28³/₈"h desk height products with 26¹/₂" standard height products.
R Reff	1. Top Finish: L, V1, V2, V3	Upper top is 1 1/2" thick, with standard grommet locations.
C Credenza	2. Cabinet Finish: L, V1, V2, V3	Lower top (3/4 height pedestal's top) is 1" thick, and comes in the same finish as the pedestal.
DH Desk height	Note: V1/L=Veneer worksurface, Laminate case	The preconfigured credenzas come with two 6" wide pedestal fillers, in the same finish as the cabinets.
H LH position; Hinged door pedestal, 28 ³ / ₈ "h W=Waste Recycle pedestal	3. Interior Option: M = Metal Interior	Applied back ordered separately for finished back.
A Center position; BF pedestal, 22 ³ / ₈ "h	4. Grommet Option: N = No grommet G = Grommet	Note: Full pedestal back will restrict ventilation.
H RH position; Hinged door pedestal, 28 ³ / ₈ "h W = Waste Recycle pedestal	5. Grommet Finish: Painted or Plated	Pencil trays are not included.
1 78" wide, 2 = 84" wide	6. Pull option: B = No pull, No drilling customer's own pull C = C-Pull (Nickel finish only) D = D-Pull (Painted, PT or PZ only) F = Bar (1 pull / Door set) H = Outline (1 pull / Door set) J = Routed J-pull R = Cylinder (1 pull / Door set) S = S-pull (Stainless steel only) T = Tab (1 pull / Door set)	For further details on individual pedestals, refer to Application Notes; for Hinge door pedestals, see page 112. for BF, see page 96. for Waste recycle pedestals, see page 112. for replacement waste recycle bins, see page 353.
1 20" deep, 2 = 24" deep	7. Pull finish: Painted or plated	
V316 Top finish	8. Lock Option Doors: L = Lock hole drilled N = No lock drilling Pedestals with drawers always lock drilled	
V316 Cabinet Finish	9. Lock finish: B = Black S = Matte silver	
M Metal Interior option		
G Grommet option		
111 Grommet finish		
T Pull option		
111 Pull finish		
L Lock option		
B Lock finish		

Classic Credenza, 28^{3/8}" h
Preconfigured, Type A, Box File Center
Metal interiors

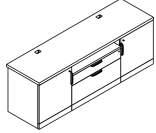
description	w	d	h	pattern no.	Top/Case												
					L/L	V1/L	V2/L	V3/L	V1/V1	V2/V2	V3/V3						
Classic Credenzas, Type WAH	78"	20"	28 ^{3/8} "	RCDHWAH11()	()	(M)	()	()	()	()	\$5,253.	\$5,376.	\$5,432.	\$5,689.	\$6,140.	\$6,814.	\$8,872.
Waste Recycle bin / 22 ^{3/8} "h Box File / Hinge door Cabinet	78"	24"	28 ^{3/8} "	RCDHWAH12()	()	(M)	()	()	()	()	5,438.	5,545.	5,609.	5,900.	6,768.	7,537.	9,672.
	84"	20"	28 ^{3/8} "	RCDHWAH21()	()	(M)	()	()	()	()	5,294.	5,423.	5,483.	5,757.	6,338.	6,977.	9,105.
	84"	24"	28 ^{3/8} "	RCDHWAH22()	()	(M)	()	()	()	()	5,488.	5,602.	5,671.	5,981.	6,904.	7,691.	9,777.



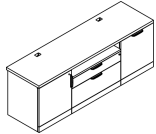
Order Code	Specification Information	Application Notes
Example: RCDHHAH11 () (M) () () () ()	<i>To order please specify pattern number including:</i>	It is Not advisable to mix 28^{3/8}"h desk height products with 26^{1/2}" standard height products.
R Reff	1. Top Finish: L, V1, V2, V3	Upper top is 1 ^{1/2} " thick, with standard grommet locations.
C Credenza	2. Cabinet Finish: L, V1, V2, V3	Lower top (3/4 height pedestal's top) is 1" thick, and comes in the same finish as the pedestal.
DH Desk height	Note: V1/L=Veneer worksurface, Laminate case	The preconfigured credenzas come with two 6" wide pedestal fillers, in the same finish as the cabinets.
H LH position; Hinged door pedestal, 28 ^{3/8} "h W=Waste Recycle pedestal	3. Interior Option: M = Metal Interior	Applied back ordered separately for finished back.
A Center position; BF pedestal, 22 ^{3/8} "h	4. Grommet Option: N = No grommet G = Grommet	Note: Full pedestal back will restrict ventilation.
H RH position; Hinged door pedestal, 28 ^{3/8} "h W = Waste Recycle pedestal	5. Grommet Finish: Painted or Plated	Pencil trays are not included.
1 78" wide, 2 = 84" wide	6. Pull option: B = No pull, No drilling customer's own pull C = C-Pull (Nickel finish only) D = D-Pull (Painted, PT or PZ only) F = Bar (1 pull/ Door set) H = Outline (1 pull / Door set) J = Routed J-pull R = Cylinder (1 pull / Door set) S = S-pull (Stainless steel only) T = Tab (1 pull / Door set)	For further details on individual pedestals, refer to Application Notes; for Hinge door pedestals, see page 112. for BF, see page 96. for Waste recycle pedestals, see page 112. for replacement waste recycle bins, see page 353.
1 20" deep, 2 = 24" deep	7. Pull finish: Painted or plated	
V316 Top finish	8. Lock Option Doors: L = Lock hole drilled N = No lock drilling Pedestals with drawers always lock drilled	
V316 Cabinet Finish	9. Lock finish: B = Black S = Matte silver	
M Metal Interior option		
G Grommet option		
111 Grommet finish		
T Pull option		
111 Pull finish		
L Lock option		
B Lock finish		

Classic Credenza, 28^{3/8}" h
Preconfigured, Type A, Box File Center
Wood interiors

description	w	d	h	pattern no.	Top/Case						
					L/L	V1/L	V2/L	V3/L	V1/V1	V2/V2	V3/V3
Classic Credenzas, Type HAH	78"	20"	28 ^{3/8} "	RCDHHAH11() () W () () () () ()	\$5,156.	\$5,217.	\$5,311.	\$5,563.	\$6,035.	\$6,784.	\$9,038.
Hinge door / 22 ^{3/8} "h Box File / Hinge door	78"	24"	28 ^{3/8} "	RCDHHAH12() () W () () () () ()	5,509.	5,620.	5,687.	5,989.	6,913.	7,788.	9,912.
	84"	20"	28 ^{3/8} "	RCDHHAH21() () W () () () () ()	5,349.	5,484.	5,545.	5,830.	6,556.	7,310.	9,546.
	84"	24"	28 ^{3/8} "	RCDHHAH22() () W () () () () ()	5,579.	5,696.	5,768.	6,090.	7,428.	8,155.	10,038.



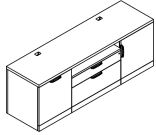
Classic Credenzas, Type HAW	78"	20"	28 ^{3/8} "	RCDHHAW11() () W () () () () ()	5,558.	5,616.	5,707.	5,949.	6,414.	7,123.	9,290.
Hinge door / 22 ^{3/8} "h Box File / Waste Recycle Bin	78"	24"	28 ^{3/8} "	RCDHHAW12() () W () () () () ()	5,897.	6,004.	6,068.	6,359.	7,258.	6,088.	10,131.
	84"	20"	28 ^{3/8} "	RCDHHAW21() () W () () () () ()	5,743.	5,873.	5,932.	6,206.	6,916.	7,629.	9,779.
	84"	24"	28 ^{3/8} "	RCDHHAW22() () W () () () () ()	5,964.	6,077.	6,146.	6,456.	7,754.	8,441.	10,252.



Order Code	Specification Information	Application Notes
Example: RCDHHAH11 () () W () () () ()	<i>To order please specify pattern number including:</i>	It is Not advisable to mix 28^{3/8}"h desk height products with 26^{1/2}" standard height products.
R Reff	1. Top Finish: L, V1, V2, V3	Upper top is 1 ^{1/2} " thick, with standard grommet locations.
C Credenza	2. Cabinet Finish: L, V1, V2, V3	Lower top (3/4 height pedestal's top) is 1" thick, and comes in the same finish as the pedestal.
DH Desk height	Note: V1/L=Veneer worksurface, Laminate case	The preconfigured credenzas come with two 6" wide pedestal fillers, in the same finish as the cabinets.
H LH position; Hinged door pedestal, 28 ^{3/8} "h W = Waste Recycle pedestal	3. Interior Option: W = Wood Interior	Applied back ordered separately for finished back.
A Center position; BF pedestal, 22 ^{3/8} "h	4. Grommet Option: N = No grommet G = Grommet	Note: Full pedestal back will restrict ventilation.
H RH position; Hinged door pedestal, 28 ^{3/8} "h W = Waste Recycle pedestal	5. Grommet Finish: Painted or Plated	Pencil trays are not included.
1 78" wide, 2 = 84" wide	6. Pull option: B = No pull, No drilling customer's own pull C = C-Pull (Nickel finish only) D = D-Pull (Painted, PT or PZ only) F = Bar (1 pull / Door set) H = Outline (1 pull / Door set) J = Routed J-pull R = Cylinder (1 pull / Door set) S = S-pull (Stainless steel only) T = Tab (1 pull / Door set)	For further details on individual pedestals, refer to Application Notes; for Hinge door pedestals, see page 112. for BF with single front, see page 98. for Waste recycle pedestals see page 112. or replacement waste recycle bins, see Accessories, page353.
1 20" deep, 2 = 24" deep	7. Pull finish: Painted or plated	
V316 Top finish	8. Lock Option Doors: L = Lock hole drilled N = No lock drilling Pedestals with drawers always lock drilled	
V316 Cabinet Finish	9. Lock finish: B = Black S = Matte silver	
W Wood Interior option		
G Grommet option		
111 Grommet finish		
T Pull option		
111 Pull finish		
L Lock option		
B Lock finish		

Classic Credenza, 28^{3/8}" h
Preconfigured, Type A, Box File Center
Wood interiors

description	w	d	h	pattern no.	Top/Case						
					L/L	V1/L	V2/L	V3/L	V1/V1	V2/V2	V3/V3
Classic Credenzas, Type WAH	78"	20"	28 ^{3/8} "	RCDHWAH11()	\$5,558.	\$5,616.	\$5,707.	\$5,949.	\$6,414.	\$7,123.	\$9,290.
Waste Recycle bin / 22 ^{3/8} "h Box File / Hinge door	78"	24"	28 ^{3/8} "	RCDHWAH12()	5,897.	6,004.	6,068.	6,359.	7,258.	8,088.	10,131.
	84"	20"	28 ^{3/8} "	RCDHWAH21()	5,743.	5,873.	5,932.	6,206.	6,916.	7,629.	9,779.
	84"	24"	28 ^{3/8} "	RCDHWAH22()	5,964.	6,077.	6,146.	6,456.	7,754.	8,441.	10,252.



Order Code

Specification Information

Application Notes

Example:	RCDHWAH11 ()()W () () () ()
R	Reff
C	Credenza
DH	Desk height
H	LH position; Hinged door pedestal, 28 ^{3/8} "h W = Waste Recycle pedestal
A	Center position; BF pedestal, 22 ^{3/8} "h
H	RH position; Hinged door pedestal, 28 ^{3/8} "h W = Waste Recycle pedestal
1	78" wide, 2 = 84" wide
1	20" deep, 2 = 24" deep
V316	Top finish
V316	Cabinet Finish
W	Wood Interior option
G	Grommet option
111	Grommet finish
T	Pull option
111	Pull finish
L	Lock option
B	Lock finish

- To order please specify pattern number including:
1. Top Finish: L, V1, V2, V3
 2. Cabinet Finish: L, V1, V2, V3
Note: V1/L=Veneer worksurface, Laminate case
 3. Interior Option:
W = Wood Interior
 4. Grommet Option:
N = No grommet
G = Grommet
 5. Grommet Finish: Painted or Plated
 6. Pull option:
B = No pull, No drilling customer's own pull
C = C-Pull (Nickel finish only)
D = D-Pull (Painted, PT or PZ only)
F = Bar (1 pull / Door set)
H = Outline (1 pull / Door set)
J = Routed J-pull
R = Cylinder (1 pull / Door set)
S = S-pull (Stainless steel only)
T = Tab (1 pull / Door set)
 7. Pull finish: Painted or plated
 8. Lock Option Doors:
L = Lock hole drilled
N = No lock drilling
Pedestals with drawers always lock drilled
 9. Lock finish:
B = Black
S = Matte silver

It is Not advisable to mix 28^{3/8}"h desk height products with 26^{1/2}" standard height products.

Product on this page Excluding any vertical surface over 60", will accept wood grain laminate, where laminate is currently an option.

Keying instructions must accompany all orders, refer to page 325. Pedestals do not come with lock included. Key-alike are field installed using the Knoll Key order form. Each locking pedestal on this page counts for one lock core.

File drawers do Not support bottom loading.
File drawers include bars for front to back and side to side filing.

These products are key hole construction.

Upper top is 1^{1/2}" thick, with standard grommet locations.
Lower top (3/4 height pedestal's top) is 1" thick, and comes in the same finish as the pedestal.

The preconfigured credenzas come with two 6" wide pedestal fillers, in the same finish as the cabinets.
Applied back ordered separately for finished back.
Note: Full pedestal back will restrict ventilation.

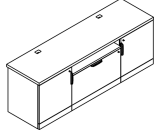
Pencil trays are not included.

For further details on individual pedestals, refer to Application Notes;
for Hinge door pedestals, see page 112.
for BF with single front, see page 98.
for Waste recycle pedestals see page 112.
or replacement waste recycle bins, see Accessories, page353.

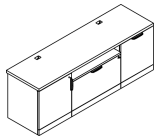
Classic Credenza, 28³/₈" h

Preconfigured, Type B, Box File with Single front center Metal interiors

description	w	d	h	pattern no.	Top/Case											
					L/L	V1/L	V2/L	V3/L	V1/V1	V2/V2	V3/V3					
Classic Credenzas, Type HBH	78"	20"	28 ³ / ₈ "	RCDHHBH11()	(M)	()	()	()	()	\$4,717.	\$4,845.	\$4,914.	\$5,171.	\$5,844.	\$6,563.	\$8,724.
Hinge door / 22 ³ / ₈ "h Box File with single front/	78"	24"	28 ³ / ₈ "	RCDHHBH12()	(M)	()	()	()	()	4,889.	5,000.	5,067.	5,370.	6,497.	7,315.	9,219.
Hinge door	84"	20"	28 ³ / ₈ "	RCDHHBH21()	(M)	()	()	()	()	4,763.	4,897.	4,959.	5,244.	6,050.	6,733.	8,966.
	84"	24"	28 ³ / ₈ "	RCDHHBH22()	(M)	()	()	()	()	4,944.	5,063.	5,134.	5,457.	6,639.	7,476.	9,335.



Classic Credenzas, Type HBW	78"	20"	28 ³ / ₈ "	RCDHHBW11()	(M)	()	()	()	()	5,136.	5,259.	5,315.	5,572.	6,231.	6,911.	8,988.
Hinge door / 22 ³ / ₈ "h Box File with single front/	78"	24"	28 ³ / ₈ "	RCDHHBW12()	(M)	()	()	()	()	5,301.	5,408.	5,472.	5,763.	6,858.	7,634.	9,464.
Waste Recycle Pedestal	84"	20"	28 ³ / ₈ "	RCDHHBW21()	(M)	()	()	()	()	5,180.	5,309.	5,368.	5,642.	6,429.	7,074.	9,221.
	84"	24"	28 ³ / ₈ "	RCDHHBW22()	(M)	()	()	()	()	5,354.	5,468.	5,537.	5,847.	6,995.	7,788.	9,576.



Order Code

Example:	RCDHHAH11 () (M) () () () ()
R	Reff
C	Credenza
DH	Desk height
H	LH position; Hinged door pedestal, or W = Waste Recycle pedestal: 28 ³ / ₈ "h
B	Center position; BF with common front pedestal, 22 ³ / ₈ "h
H	RH position; Hinged door pedestal, or W = Waste Recycle pedestal 28 ³ / ₈ "h
1	78" wide, 2 = 84" wide
1	20" deep, 2 = 24" deep
V316	Top finish
V316	Cabinet Finish
M	Metal Interior option
G	Grommet option
111	Grommet finish
T	Pull option
111	Pull finish
L	Lock option
B	Lock finish

To order please specify pattern number including:

- Top Finish: L, V1, V2, V3
- Cabinet Finish: L, V1, V2, V3
Note: V1/L=Veneer worksurface, Laminate case
- Interior Option:
M = Metal Interior
- Grommet Option:
N = No grommet
G = Grommet
- Grommet Finish: Painted or Plated
- Pull option:
B = No pull, No drilling customer's own pull
C = C-Pull (Nickel finish only)
D = D-Pull (Painted, PT or PZ only)
F = Bar (1 pull / Door set)
H = Outline (1 pull / Door set)
J = Routed J-pull
R = Cylinder (1 pull / Door set)
S = S-pull (Stainless steel only)
T = Tab (1 pull / Door set)
- Pull finish: Painted or plated
- Lock Option Doors:
L = Lock hole drilled
N = No lock drilling
Pedestals with drawers always lock drilled
- Lock finish:
B = Black
S = Matte silver

It is Not advisable to mix 28³/₈"h desk height products with 26¹/₂" standard height products.

Product on this page Excluding any vertical surface over 60", will accept wood grain laminate, where laminate is currently an option.

Keying instructions must accompany all orders, refer to page 325. Pedestals do not come with lock included. Key-alike are field installed using the Knoll Key order form. Each locking pedestal on this page counts for one lock core.
File drawers do Not support bottom loading.
File drawers include bars for front to back and side to side filing.

These products are key hole construction.

Upper top is 1 1/2" thick, with standard grommet locations. Lower top (3/4 height pedestal's top) is 1" thick, and comes in the same finish as the pedestal.

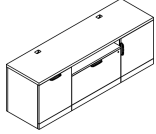
The preconfigured credenzas come with two 6" wide pedestal fillers, in the same finish as the cabinets. Applied back ordered separately for finished back.
Note: Full pedestal back will restrict ventilation.

Pencil trays are not included.

For further details on individual pedestals, refer to Application Notes;
for Hinge door pedestals, see page 112.
for BF with common front, see page 100.
for Waste recycle pedestals, see page 112.
for replacement waste recycle bins, see page 353.

Classic Credenza, 28^{3/8}" h
 Preconfigured, Type B, Box File with Single front center
 Metal interiors

description	w	d	h	pattern no.	Top/Case										
					L/L	V1/L	V2/L	V3/L	V1/V1	V2/V2	V3/V3				
Classic Credenzas, Type WBH	78"	20"	28 ^{3/8} "	RCDHWHB11()	M()	()()	()()	()()	\$5,136.	\$5,259.	\$5,315.	\$5,572.	\$2,632.	\$6,911.	\$8,988.
Waste Recycle pedestal / 22 ^{3/8} "h Box File with single front/ Hinge door	78"	24"	28 ^{3/8} "	RCDHWHB12()	M()	()()	()()	()()	5,301.	5,408.	5,472.	5,763.	6,859.	7,634.	9,464.
	84"	20"	28 ^{3/8} "	RCDHWHB21()	M()	()()	()()	()()	5,180.	5,309.	5,368.	5,642.	6,430.	7,074.	9,221.
	84"	24"	28 ^{3/8} "	RCDHWHB22()	M()	()()	()()	()()	5,354.	5,468.	5,537.	5,847.	6,996.	7,788.	9,576.



Order Code

Example:	RCDHHAH11 ()()M ()()()()()
R	Reff
C	Credenza
DH	Desk height
H	LH position; Hinged door pedestal, or W = Waste Recycle pedestal: 28 ^{3/8} "h
B	Center position; BF with common front pedestal, 22 ^{3/8} "h
H	RH position; Hinged door pedestal, or W = Waste Recycle pedestal 28 ^{3/8} "h
1	78" wide, 2 = 84" wide
1	20" deep, 2 = 24" deep
V316	Top finish
V316	Cabinet Finish
M	Metal Interior option
G	Grommet option
111	Grommet finish
T	Pull option
111	Pull finish
L	Lock option
B	Lock finish

- To order please specify pattern number including:
1. Top Finish: L, V1, V2, V3
 2. Cabinet Finish: L, V1, V2, V3
Note: V1/L=Veneer worksurface, Laminate case
 3. Interior Option:
M = Metal Interior
 4. Grommet Option:
N = No grommet
G = Grommet
 5. Grommet Finish: Painted or Plated
 6. Pull option:
B = No pull, No drilling customer's own pull
C = C-Pull (Nickel finish only)
D = D-Pull (Painted, PT or PZ only)
F = Bar (1 pull / Door set)
H = Outline (1 pull / Door set)
J = Routed J-pull
R = Cylinder (1 pull / Door set)
S = S-pull (Stainless steel only)
T = Tab (1 pull / Door set)
 7. Pull finish: Painted or plated
 8. Lock Option Doors:
L = Lock hole drilled
N = No lock drilling
Pedestals with drawers always lock drilled
 9. Lock finish:
B = Black
S = Matte silver

It is Not advisable to mix 28^{3/8}"h desk height products with 26^{1/2}" standard height products.

Product on this page Excluding any vertical surface over 60", will accept wood grain laminate, where laminate is currently an option.

Keying instructions must accompany all orders, refer to page 325. Pedestals do not come with lock included. Key-alike are field installed using the Knoll Key order form. Each locking pedestal on this page counts for one lock core.
File drawers do Not support bottom loading.
File drawers include bars for front to back and side to side filing.

These products are key hole construction.

Upper top is 1 1/2" thick, with standard grommet locations. Lower top (3/4 height pedestal's top) is 1" thick, and comes in the same finish as the pedestal.

The preconfigured credenzas come with two 6" wide pedestal fillers, in the same finish as the cabinets. Applied back ordered separately for finished back.
Note: Full pedestal back will restrict ventilation.

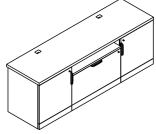
Pencil trays are not included.

For further details on individual pedestals, refer to Application Notes;
for Hinge door pedestals, see page 112.
for BF with common front, see page 100.
for Waste recycle pedestals, see page 112.
for replacement waste recycle bins, see page 353.

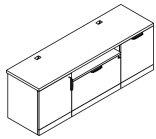
Classic Credenza, 28^{3/8}" h

Preconfigured, Type B, Box File with Single front center Wood interiors

description	w	d	h	pattern no.	Top/Case			V1/V1	V2/V2	V3/V3	
					L/L	V1/L	V2/L				
Classic Credenzas, Type HBH	78"	20"	28 ^{3/8} "	RCDHBBH11()	\$5,172.	\$5,268.	\$5,357.	\$5,614.	\$6,129.	\$6,885.	\$9,093.
Hinge door / 22 ^{3/8} "h Box File with single front/ Hinge door	78"	24"	28 ^{3/8} "	RCDHBBH12()	5,367.	5,479.	5,546.	5,848.	7,007.	7,888.	9,697.
	84"	20"	28 ^{3/8} "	RCDHBBH21()	5,231.	5,365.	5,427.	5,712.	6,651.	7,411.	9,448.
	84"	24"	28 ^{3/8} "	RCDHBBH22()	5,439.	5,558.	5,630.	5,952.	7,454.	8,006.	9,830.



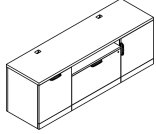
Classic Credenzas, Type HBW	78"	20"	28 ^{3/8} "	RCDHBBW11()	5,573.	5,665.	5,751.	5,998.	6,505.	7,220.	9,343.
Hinge door / 22 ^{3/8} "h Box File with single front/ Waste Recycle Pedestal	78"	24"	28 ^{3/8} "	RCDHBBW12()	5,761.	5,868.	5,933.	6,223.	7,349.	8,185.	9,924.
	84"	20"	28 ^{3/8} "	RCDHBBW21()	5,630.	5,759.	5,818.	6,092.	7,006.	7,726.	9,685.
	84"	24"	28 ^{3/8} "	RCDHBBW22()	5,830.	5,994.	6,013.	6,323.	7,779.	8,298.	10,052.



Order Code	Specification Information	Application Notes
Example: RCDHBAH11 () (W) () () () ()	<i>To order please specify pattern number including:</i>	It is Not advisable to mix 28^{3/8}"h desk height products with 26^{1/2}" standard height products.
R Reff	1. Top Finish: L, V1, V2, V3	Upper top is 1 1/2" thick, with standard grommet locations.
C Credenza	2. Cabinet Finish: L, V1, V2, V3	Lower top (3/4 height pedestal's top) is 1" thick, and comes in the same finish as the pedestal.
DH Desk height	Note: V1/L=Veneer worksurface, Laminate case	The preconfigured credenzas come with two 6" wide pedestal fillers, in the same finish as the cabinets.
H LH position; Hinged door pedestal, or W= Waste Recycle pedestal; 28 ^{3/8} "h	3. Interior Option: W = Wood Interior	Applied back ordered separately for finished back.
B Center position; BF with common front pedestal, 22 ^{3/8} "h	4. Grommet Option: N = No grommet G = Grommet	Note: Full pedestal back will restrict ventilation.
H RH position; Hinged door pedestal, or W = Waste Recycle pedestal 28 ^{3/8} "h	5. Grommet Finish: Painted or Plated	Pencil trays are not included.
1 78" wide, 2 = 84" wide	6. Pull option: B = No pull, No drilling customer's own pull C = C-Pull (Nickel finish only) D = D-Pull (Painted, PT or PZ only) F = Bar (1 pull / Door set) H = Outline (1 pull / Door set) J = Routed J-pull R = Cylinder (1 pull / Door set) S = S-pull (Stainless steel only) T = Tab (1 pull / Door set)	For further details on individual pedestals, refer to Application Notes; for Hinge door pedestals, see page 112. for BF with single front, see page 101. for Waste recycle pedestals see page 112. or replacement waste recycle bins, see Accessories, page 353.
1 20" deep, 2 = 24" deep	7. Pull finish: Painted or plated	
V316 Top finish	8. Lock Option Doors: L = Lock hole drilled N = No lock drilling Pedestals with drawers always lock drilled	
V316 Cabinet Finish	9. Lock finish: B = Black S = Matte silver	
W Wood Interior option		
G Grommet option		
111 Grommet finish		
T Pull option		
111 Pull finish		
L Lock option		
B Lock finish		

Classic Credenza, 28³/₈" h
Preconfigured, Type B, Box File with Single front center
Wood interiors

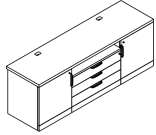
description	w	d	h	pattern no.	Top/Case											
					L/L	V1/L	V2/L	V3/L	V1/V1	V2/V2	V3/V3					
Classic Credenzas, Type WBH	78"	20"	28 ³ / ₈ "	RCDHWHB11()	(JW)	()	()	()	()	\$5,573.	\$5,665.	\$5,751.	\$5,998.	\$6,377.	\$7,220.	\$9,343.
Waste Recycle pedestal / 22 ³ / ₈ "h Box File with single front/ Hinge door	78"	24"	28 ³ / ₈ "	RCDHWHB12()	(JW)	()	()	()	()	5,761.	5,868.	5,933.	6,223.	7,205.	8,185.	9,924.
	84"	20"	28 ³ / ₈ "	RCDHWHB21()	(JW)	()	()	()	()	5,630.	5,759.	5,818.	6,092.	6,869.	7,726.	9,685.
	84"	24"	28 ³ / ₈ "	RCDHWHB22()	(JW)	()	()	()	()	5,830.	5,994.	6,013.	6,323.	7,626.	8,298.	10,052.



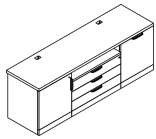
Order Code	Specification Information	Application Notes
Example: RCDHHAH11 () () W () () () ()	<i>To order please specify pattern number including:</i>	It is Not advisable to mix 28³/₈"h desk height products with 26¹/₂" standard height products.
R Reff	1. Top Finish: L, V1, V2, V3	Upper top is 1 ¹ / ₂ " thick, with standard grommet locations.
C Credenza	2. Cabinet Finish: L, V1, V2, V3	Lower top (3/4 height pedestal's top) is 1" thick, and comes in the same finish as the pedestal.
DH Desk height	Note: V1/L=Veneer worksurface, Laminate case	The preconfigured credenzas come with two 6" wide pedestal fillers, in the same finish as the cabinets.
H LH position; Hinged door pedestal, or W= Waste Recycle pedestal; 28 ³ / ₈ "h	3. Interior Option: W = Wood Interior	Applied back ordered separately for finished back.
B Center position; BF with common front pedestal, 22 ³ / ₈ "h	4. Grommet Option: N = No grommet G = Grommet	Note: Full pedestal back will restrict ventilation.
H RH position; Hinged door pedestal, or W = Waste Recycle pedestal 28 ³ / ₈ "h	5. Grommet Finish: Painted or Plated	Pencil trays are not included.
1 78" wide, 2 = 84" wide	6. Pull option: B = No pull, No drilling customer's own pull C = C-Pull (Nickel finish only) D = D-Pull (Painted, PT or PZ only) F = Bar (1 pull/ Door set) H = Outline (1 pull / Door set) J = Routed J-pull R = Cylinder (1 pull / Door set) S = S-pull (Stainless steel only) T = Tab (1 pull / Door set)	For further details on individual pedestals, refer to Application Notes;
1 20" deep, 2 = 24" deep	7. Pull finish: Painted or plated	for Hinge door pedestals, see page 112.
V316 Top finish	8. Lock Option Doors: L = Lock hole drilled N = No lock drilling Pedestals with drawers always lock drilled	for BF with single front, see page 101.
V316 Cabinet Finish	9. Lock finish: B = Black S = Matte silver	for Waste recycle pedestals see page 112.
W Wood Interior option		or replacement waste recycle bins, see Accessories, page 353.
G Grommet option		
111 Grommet finish		
T Pull option		
111 Pull finish		
L Lock option		
B Lock finish		

Classic Credenza, 28^{3/8}" h
Preconfigured, Type C, Box Box Box Center
Metal interiors

description	w	d	h	pattern no.	Top/Case													
					L/L	V1/L	V3/L	V3/L	V1/V1	V2/V2	V3/V3							
Classic Credenzas, Type HCH	78"	20"	28 ^{3/8} "	RCDHHCH11	()	(M)	()	()	()	()	()	\$5,232.	\$5,293.	\$5,387.	\$5,639.	\$6,058.	\$6,800.	\$9,046.
Hinge door / 22 ^{3/8} "h Box Box Box / Hinge door	78"	24"	28 ^{3/8} "	RCDHHCH12	()	(M)	()	()	()	()	()	5,646.	5,715.	5,825.	6,110.	6,713.	7,552.	10,072.
	84"	20"	28 ^{3/8} "	RCDHHCH21	()	(M)	()	()	()	()	()	5,386.	5,457.	5,554.	5,819.	62,709.	6,989.	9,319.
	84"	24"	28 ^{3/8} "	RCDHHCH22	()	(M)	()	()	()	()	()	5,780.	5,856.	5,966.	6,263.	6,868.	7,732.	10,336.



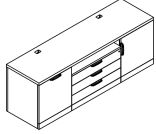
Classic Credenzas, Type HCW	78"	20"	28 ^{3/8} "	RCDHHCW11	()	(M)	()	()	()	()	()	5,631.	5,689.	5,780.	6,022.	6,438.	7,138.	9,298.
Hinge door / 22 ^{3/8} "h Box Box Box / Waste Recycle pedestal	78"	24"	28 ^{3/8} "	RCDHHCW12	()	(M)	()	()	()	()	()	6,029.	6,095.	6,201.	6,475.	7,067.	7,862.	10,285.
	84"	20"	28 ^{3/8} "	RCDHHCW21	()	(M)	()	()	()	()	()	5,779.	5,847.	5,940.	6,195.	6,649.	7,320.	9,561.
	84"	24"	28 ^{3/8} "	RCDHHCW22	()	(M)	()	()	()	()	()	6,158.	6,231.	6,337.	6,622.	7,216.	8,035.	10,538.



Order Code	Specification Information	Application Notes
Example: RCDHHAH11 () (M) () () () ()	<i>To order please specify pattern number including:</i>	It is Not advisable to mix 28^{3/8}"h desk height products with 26^{1/2}" standard height products.
R Reff	1. Top Finish: L, V1, V2, V3	Upper top is 1 ^{1/2} " thick, with standard grommet locations.
C Credenza	2. Cabinet Finish: L, V1, V2, V3	Lower top (3/4 height pedestal's top) is 1" thick, and comes in the same finish as the pedestal.
DH Desk height	Note: V1/L=Veneer worksurface, Laminate case	The preconfigured credenzas come with two 6" wide pedestal fillers, in the same finish as the cabinets.
H LH position; Hinged door pedestal, 28 ^{3/8} "h	3. Interior Option: M = Metal Interior	Applied back ordered separately for finished back.
W = Waste Recycle pedestal 28 ^{3/8} "h	4. Grommet Option: N = No grommet	Note: Full pedestal back will restrict ventilation.
C BBB pedestal, 22 ^{3/8} "h	G = Grommet	Pencil trays are not included.
H RH position; Hinged door pedestal, 28 ^{3/8} "h	5. Grommet Finish: Painted or Plated	For further details on individual pedestals, refer to Application Notes;
W = Waste Recycle pedestal 28 ^{3/8} "h	6. Pull option: B = No pull, No drilling customer's own pull	for Hinge door pedestals, see page 112
1 78" wide, 2 = 84" wide	C = C-Pull (Nickel finish only)	for BBB, see page 96.
1 20" deep, 2 = 24" deep	D = D-Pull (Painted, PT or PZ only)	for Waste recycle pedestals, see page 112.
V316 Top finish	F = Bar (1 pull / Door set)	for replacement waste recycle bins, see page 353.
V316 Cabinet Finish	H = Outline (1 pull / Door set)	
M Metal Interior option	J = Routed J-pull	
G Grommet option	R = Cylinder (1 pull / Door set)	
111 Grommet finish	S = S-pull (Stainless steel only)	
T Pull option	T = Tab (1 pull / Door set)	
111 Pull finish	7. Pull finish: Painted or plated	
L Lock option	8. Lock Option Doors: L = Lock hole drilled	
B Lock finish	N = No lock drilling	
	Pedestals with drawers always lock drilled	
	9. Lock finish: B = Black	
	S = Matte silver	

Classic Credenza, 28^{3/8}" h
 Preconfigured, Type C, Box Box Box Center
 Metal interiors

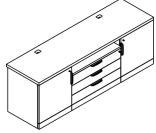
description	w	d	h	pattern no.	Top/Case										
					L/L	V1/L	V3/L	V3/L	V1/V1	V2/V2	V3/V3				
Classic Credenzas, Type WCH	78"	20"	28 ^{3/8} "	RCDHWCH11()	M()	()()	()()	()()	\$5,631.	\$5,689.	\$5,780.	\$6,022.	\$6,438.	\$7,138.	\$9,298.
Waste Recycle pedestal / 22 ^{3/8} "h Box Box Box /	78"	24"	28 ^{3/8} "	RCDHWCH12()	M()	()()	()()	()()	6,029.	6,095.	6,201.	6,475.	7,067.	7,862.	10,285.
Hinge door	84"	20"	28 ^{3/8} "	RCDHWCH21()	M()	()()	()()	()()	5,779.	5,847.	5,940.	6,195.	6,649.	7,320.	9,561.
	84"	24"	28 ^{3/8} "	RCDHWCH22()	M()	()()	()()	()()	6,158.	6,231.	6,337.	6,622.	7,216.	8,035.	10,538.



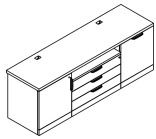
Order Code	Specification Information	Application Notes
Example: RCDHHAH11 ()(M) ()()()()	<i>To order please specify pattern number including:</i>	It is Not advisable to mix 28^{3/8}"h desk height products with 26^{1/2}" standard height products.
R Reff	1. Top Finish: L, V1, V2, V3	Upper top is 1 ^{1/2} " thick, with standard grommet locations.
C Credenza	2. Cabinet Finish: L, V1, V2, V3	Lower top (3/4 height pedestal's top) is 1" thick, and comes in the same finish as the pedestal.
DH Desk height	Note: V1/L=Veneer worksurface, Laminate case	The preconfigured credenzas come with two 6" wide pedestal fillers, in the same finish as the cabinets.
H LH position; Hinged door pedestal, 28 ^{3/8} "h	3. Interior Option: M = Metal Interior	Applied back ordered separately for finished back.
W = Waste Recycle pedestal 28 ^{3/8} "h	4. Grommet Option: N = No grommet G = Grommet	Note: Full pedestal back will restrict ventilation.
C BBB pedestal, 22 ^{3/8} "h	5. Grommet Finish: Painted or Plated	Pencil trays are not included.
H RH position; Hinged door pedestal, 28 ^{3/8} "h	6. Pull option: B = No pull, No drilling customer's own pull C = C-Pull (Nickel finish only) D = D-Pull (Painted, PT or PZ only) F = Bar (1 pull/ Door set) H = Outline (1 pull / Door set) J = Routed J-pull R = Cylinder (1 pull / Door set) S = S-pull (Stainless steel only) T = Tab (1 pull / Door set)	For further details on individual pedestals, refer to Application Notes; for Hinge door pedestals, see page 112 for BBB, see page 96. for Waste recycle pedestals, see page 112. for replacement waste recycle bins, see page 353.
1 78" wide, 2 = 84" wide	7. Pull finish: Painted or plated	
1 20" deep, 2 = 24" deep	8. Lock Option Doors: L = Lock hole drilled N = No lock drilling Pedestals with drawers always lock drilled	
V316 Top finish	9. Lock finish: B = Black S = Matte silver	
V316 Cabinet Finish		
M Metal Interior option		
G Grommet option		
111 Grommet finish		
T Pull option		
111 Pull finish		
L Lock option		
B Lock finish		

Classic Credenza, 28³/₈" h
Preconfigured, Type C, Box Box Box Center
Wood interiors

description	w	d	h	pattern no.	Top/Case											
					L/L	V1/L	V2/L	V3/L	V1/V1	V2/V2	V3/V3					
Classic Credenzas, Type HCH	78"	20"	28 ³ / ₈ "	RCDHHCH11()	()	()	()	()	()	\$5,619.	\$5,679.	\$5,774.	\$6,026.	\$6,499.	\$7,291.	\$9,698.
Hinge door / 22 ³ / ₈ "h BBB / Hinge door pedestal	78"	24"	28 ³ / ₈ "	RCDHHCH12()	()	()	()	()	()	6,318.	6,387.	6,497.	6,782.	7,471.	8,395.	11,190.
	84"	20"	28 ³ / ₈ "	RCDHHCH21()	()	()	()	()	()	6,127.	6,197.	6,294.	6,559.	7,122.	7,934.	10,575.
	84"	24"	28 ³ / ₈ "	RCDHHCH22()	()	()	()	()	()	6,866.	6,942.	7,052.	7,349.	8,103.	9,106.	12,167.



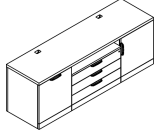
Classic Credenzas, Type HCW	78"	20"	28 ³ / ₈ "	RCDHHCW11()	()	()	()	()	()	6,003.	6,061.	6,152.	6,394.	6,726.	7,611.	9,925.
Hinge door / 22 ³ / ₈ "h Box Box Box / Waste Recycle pedestal	78"	24"	28 ³ / ₈ "	RCDHHCW12()	()	()	()	()	()	6,675.	6,741.	6,847.	7,121.	7,642.	8,672.	11,360.
	84"	20"	28 ³ / ₈ "	RCDHHCW21()	()	()	()	()	()	6,491.	6,559.	6,652.	6,907.	7,313.	8,229.	10,768.
	84"	24"	28 ³ / ₈ "	RCDHHCW22()	()	()	()	()	()	7,202.	7,275.	7,381.	7,666.	8,238.	9,356.	12,299.



Order Code	Specification Information	Application Notes
Example: RCDHHAH11 () () W () () () ()	<i>To order please specify pattern number including:</i>	It is Not advisable to mix 28³/₈"h desk height products with 26¹/₂" standard height products.
R Reff	1. Top Finish: L, V1, V2, V3	Upper top is 1 1/2" thick, with standard grommet locations.
C Credenza	2. Cabinet Finish: L, V1, V2, V3	Lower top (3/4 height pedestal's top) is 1" thick, and comes in the same finish as the pedestal.
DH Desk height	Note: V1/L=Veneer worksurface, Laminate case	The preconfigured credenzas come with two 6" wide pedestal fillers, in the same finish as the cabinets.
H LH position; Hinged door pedestal, 28 ³ / ₈ "h W = Waste Recycle pedestal 28 ³ / ₈ "h	3. Interior Option: W = Wood Interior	Applied back ordered separately for finished back.
C BBB pedestal, 22 ³ / ₈ "h	4. Grommet Option: N = No grommet G = Grommet	Note: Full pedestal back will restrict ventilation.
H RH position; Hinged door pedestal, 28 ³ / ₈ "h W = Waste Recycle pedestal 28 ³ / ₈ "h	5. Grommet Finish: Painted or Plated	Pencil trays are not included.
1 78" wide, 2 = 84" wide	6. Pull option: B = No pull, No drilling customer's own pull C = C-Pull (Nickel finish only) D = D-Pull (Painted, PT or PZ only) F = Bar (1 pull / Door set) H = Outline (1 pull / Door set) J = Routed J-pull R = Cylinder (1 pull / Door set) S = S-pull (Stainless steel only) T = Tab (1 pull / Door set)	For further details on individual pedestals, refer to Application Notes; for Hinge door pedestals, see page 112. for BBB, see page 98. for Waste recycle pedestals see page 103. or replacement waste recycle bins, see Accessories, page 353.
1 20" deep, 2 = 24" deep	7. Pull finish: Painted or plated	
V316 Top finish	8. Lock Option Doors: L = Lock hole drilled N = No lock drilling Pedestals with drawers always lock drilled	
V316 Cabinet Finish	9. Lock finish: B = Black S = Matte silver	
W Wood Interior option		
G Grommet option		
111 Grommet finish		
T Pull option		
111 Pull finish		
L Lock option		
B Lock finish		

Classic Credenza, 28^{3/8}" h
 Preconfigured, Type C, Box Box Box Center
 Wood interiors

description	w	d	h	pattern no.	Top/Case			V1/V1	V2/V2	V3/V3
					L/L	V1/L	V2/L			
Classic Credenzas, Type WCH	78"	20"	28 ^{3/8} "	RCDHWCH11()	\$6,003.	\$6,061.	\$6,152.	\$6,394.	\$6,726.	\$9,925.
Waste Recycle pedestal / 22 ^{3/8} "h Box Box Box /	78"	24"	28 ^{3/8} "	RCDHWCH12()	6,675.	6,741.	6,847.	7,121.	7,642.	11,360.
Hinge door	84"	20"	28 ^{3/8} "	RCDHWCH21()	6,491.	6,559.	6,652.	6,907.	7,313.	10,768.
	84"	24"	28 ^{3/8} "	RCDHWCH22()	7,202.	7,275.	7,381.	7,666.	8,238.	12,299.

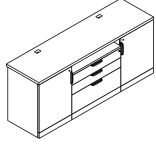


Order Code	Specification Information	Application Notes
Example: RCDHHAH11 ()(W) ()()()()	<i>To order please specify pattern number including:</i>	It is Not advisable to mix 28^{3/8}"h desk height products with 26^{1/2}" standard height products.
R Reff	1. Top Finish: L, V1, V2, V3	Upper top is 1 ^{1/2} " thick, with standard grommet locations.
C Credenza	2. Cabinet Finish: L, V1, V2, V3	Lower top (3/4 height pedestal's top) is 1" thick, and comes in the same finish as the pedestal.
DH Desk height	Note: V1/L=Veneer worksurface, Laminate case	The preconfigured credenzas come with two 6" wide pedestal fillers, in the same finish as the cabinets.
H LH position; Hinged door pedestal, 28 ^{3/8} "h	3. Interior Option: W = Wood Interior	Applied back ordered separately for finished back.
W = Waste Recycle pedestal 28 ^{3/8} "h	4. Grommet Option: N = No grommet G = Grommet	Note: Full pedestal back will restrict ventilation.
C BBB pedestal, 22 ^{3/8} "h	5. Grommet Finish: Painted or Plated	Pencil trays are not included.
H RH position; Hinged door pedestal, 28 ^{3/8} "h	6. Pull option: B = No pull, No drilling customer's own pull C = C-Pull (Nickel finish only) D = D-Pull (Painted, PT or PZ only) F = Bar (1 pull / Door set) H = Outline (1 pull / Door set) J = Routed J-pull R = Cylinder (1 pull / Door set) S = S-pull (Stainless steel only) T = Tab (1 pull / Door set)	For further details on individual pedestals, refer to Application Notes; for Hinge door pedestals, see page 112. for BBB, see page 98. for Waste recycle pedestals see page 103. or replacement waste recycle bins, see Accessories, page 353.
1 78" wide, 2 = 84" wide	7. Pull finish: Painted or plated	
1 20" deep, 2 = 24" deep	8. Lock Option Doors: L = Lock hole drilled N = No lock drilling Pedestals with drawers always lock drilled	
V316 Top finish	9. Lock finish: B = Black S = Matte silver	
V316 Cabinet Finish		
W Wood Interior option		
G Grommet option		
111 Grommet finish		
T Pull option		
111 Pull finish		
L Lock option		
B Lock finish		

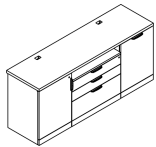
Classic Credenza, 34³/₈" h

Preconfigured Service Height, Type A, Box Box File Center Metal interiors

description	w	d	h	pattern no.	Top/Case						
					L/L	V1/L	V2/L	V3/L	V1/V1	V2/V2	V3/V3
Classic Credenzas - Service Height, Type HAH; Hinge door / 28 ³ / ₈ "h Box Box File/Hinge door	78"	20"	34 ³ / ₈ "	RCSHHAH11 () (M) () () () () ()	\$5,386.	\$6,068.	\$6,508.	\$7,987.	\$6,358.	\$7,083.	\$9,432.
	78"	24"	34 ³ / ₈ "	RCSHHAH12 () (M) () () () () ()	5,815.	6,689.	7,274.	8,985.	6,992.	7,880.	10,520.
	84"	20"	34 ³ / ₈ "	RCSHHAH21 () (M) () () () () ()	5,542.	6,237.	6,676.	8,168.	6,540.	7,288.	9,722.
	84"	24"	34 ³ / ₈ "	RCSHHAH22 () (M) () () () () ()	5,957.	6,841.	7,423.	9,145.	7,162.	8,072.	10,793.



Classic Credenzas, Type HAW Hinge door / 28 ³ / ₈ "h Box Box File/Waste Recycle Bin	78"	20"	34 ³ / ₈ "	RCSHHAW11 () (M) () () () () ()	6,021.	6,498.	6,715.	7,623.	7,006.	7,719.	10,067.
	78"	24"	34 ³ / ₈ "	RCSHHAW12 () (M) () () () () ()	6,450.	7,031.	7,324.	8,364.	7,639.	8,514.	11,155.
	84"	20"	34 ³ / ₈ "	RCSHHAW21 () (M) () () () () ()	6,177.	6,668.	6,884.	7,804.	7,189.	7,924.	10,357.
	84"	24"	34 ³ / ₈ "	RCSHHAW22 () (M) () () () () ()	6,592.	7,183.	7,473.	8,524.	7,809.	8,706.	11,428.

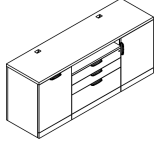


Order Code	Specification Information	Application Notes
Example: RCSHHAH11 () (M) () () () ()	<i>To order please specify pattern number including:</i>	It is Not advisable to mix 28³/₈"h desk height products with 26¹/₂" standard height products.
R Reff	1. Top Finish: L, V1, V2, V3	Product on this page Excluding any vertical surface over 60", will accept wood grain laminate, where laminate is currently an option.
C Credenza	2. Cabinet Finish: L, V1, V2, V3	
SH Service height	3. Interior Option: M = Metal Interior	Keying instructions must accompany all orders, refer to page 325. Pedestals do not come with lock included. Key-alike are field installed using the Knoll Key order form. Each locking pedestal on this page counts for one lock core. File drawers do Not support bottom loading. File drawers include bars for front to back and side to side filing.
H LH position; Hinged door pedestal, 34 ³ / ₈ "h W=Waste Recycle pedestal	4. Grommet Option: N = No grommet G = Grommet	
A Center position; BFF pedestal, 28 ³ / ₈ "h	5. Grommet Finish: Painted or Plated	The preconfigured credenzas come with two 6" wide pedestal fillers, in the same finish as the cabinets. Applied back ordered separately for finished back. Note: Full pedestal back will restrict ventilation. Pencil trays are not included.
H RH position; Hinged door pedestal, or W = waste recycle cabinet 34 ³ / ₈ "h	6. Pull option: B = No pull, No drilling customer's own pull C = C-Pull (Nickel finish only) D = D-Pull (Painted, PT or PZ only) F = Bar (1 pull/ Door set) H = Outline (1 pull / Door set) J = Routed J-pull R = Cylinder (1 pull / Door set) S = S-pull (Stainless steel only) T = Tab (1 pull / Door set)	
1 78" wide, 2 = 84" wide	7. Pull finish: Painted or plated	For further details on individual pedestals, refer to Application Notes; for Hinge door pedestal 34 ³ / ₈ "h, see page 114 for Open pedestals; 28 ³ / ₈ "h, see page 105. for Waste recycle pedestals; 34 ³ / ₈ "h, see page 114. for replacement waste recycle bins, see page 353.
1 20" deep, 2 = 24" deep	8. Lock Option Doors: L = Lock hole drilled N = No lock drilling Pedestals with drawers always lock drilled	
V316 Top finish	9. Lock finish: B = Black S = Matte silver	
V316 Cabinet Finish		
M Metal Interior option		
G Grommet option		
111 Grommet finish		
T Pull option		
111 Pull finish		
L Lock option		
B Lock finish		

Classic Credenza, 34³/₈" h

Preconfigured Service Height, Type A, Box Box File Center Metal interiors

description	w	d	h	pattern no.	Top/Case											
					L/L	V1/L	V2/L	V3/L	V1/V1	V2/V2	V3/V3					
Classic Credenzas, Type WAH	78"	20"	34 ³ / ₈ "	RCSHWAH11()	(JM)	()	()	()	()	\$6,021.	\$6,498.	\$6,715.	\$7,623.	\$7,006.	\$7,719.	\$10,067.
Waste Recycle bin / 28 ³ / ₈ "h Box Box File/ Hinge door	78"	24"	34 ³ / ₈ "	RCSHWAH12()	(JM)	()	()	()	()	6,450.	7,031.	7,324.	8,364.	7,639.	8,514.	11,155.
	84"	20"	34 ³ / ₈ "	RCSHWAH21()	(JM)	()	()	()	()	6,177.	6,668.	6,884.	7,804.	7,189.	7,924.	10,357.
	84"	24"	34 ³ / ₈ "	RCSHWAH22()	(JM)	()	()	()	()	6,592.	7,183.	7,473.	8,524.	7,809.	8,706.	11,428.

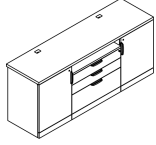


Order Code	Specification Information	Application Notes
Example: RCSHHAH11 () (JM) () () () ()	<i>To order please specify pattern number including:</i>	It is Not advisable to mix 28³/₈"h desk height products with 26¹/₂" standard height products.
R	Reff	Product on this page Excluding any vertical surface over 60", will accept wood grain laminate, where laminate is currently an option.
C	Credenza	
SH	Service height	Keying instructions must accompany all orders, refer to page 325. Pedestals do not come with lock included. Key-alike are field installed using the Knoll Key order form. Each locking pedestal on this page counts for one lock core. File drawers do Not support bottom loading. File drawers include bars for front to back and side to side filing.
H	LH position; Hinged door pedestal, 34 ³ / ₈ "h W=Waste Recycle pedestal	
A	Center position; BFF pedestal, 28 ³ / ₈ "h	These products are key hole construction.
H	RH position; Hinged door pedestal, or W = waste recycle cabinet 34 ³ / ₈ "h	
1	78" wide, 2 = 84" wide	Upper top is 1 ¹ / ₂ " thick, with standard grommet locations. Lower top (3/4 height pedestal's top) is 1" thick, and comes in the same finish as the pedestal. The preconfigured credenzas come with two 6" wide pedestal fillers, in the same finish as the cabinets. Applied back ordered separately for finished back. Note: Full pedestal back will restrict ventilation. Pencil trays are not included. For further details on individual pedestals, refer to Application Notes; for Hinge door pedestal 34 ³ / ₈ "h, see page 114 for Open pedestals; 28 ³ / ₈ "h, see page 105. for Waste recycle pedestals; 34 ³ / ₈ "h, see page 114. for replacement waste recycle bins, see page 353.
1	20" deep, 2 = 24" deep	
V316	Top finish	
V316	Cabinet Finish	
M	Metal Interior option	
G	Grommet option	
111	Grommet finish	
T	Pull option	
111	Pull finish	
L	Lock option	
B	Lock finish	
	1. Top Finish: L, V1, V2, V3	
	2. Cabinet Finish: L, V1, V2, V3	
	3. Interior Option: M = Metal Interior	
	4. Grommet Option: N = No grommet G = Grommet	
	5. Grommet Finish: Painted or Plated	
	6. Pull option: B = No pull, No drilling customer's own pull C = C-Pull (Nickel finish only) D = D-Pull (Painted, PT or PZ only) F = Bar (1 pull / Door set) H = Outline (1 pull / Door set) J = Routed J-pull R = Cylinder (1 pull / Door set) S = S-pull (Stainless steel only) T = Tab (1 pull / Door set)	
	7. Pull finish: Painted or plated	
	8. Lock Option Doors: L = Lock hole drilled N = No lock drilling Pedestals with drawers always lock drilled	
	9. Lock finish: B = Black S = Matte silver	

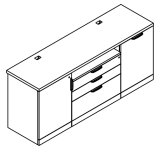
Classic Credenza, 34³/₈" h

Preconfigured Service Height, Type A, Box Box File Center Wood interiors

description	w	d	h	pattern no.	Top/Case						
					L/L	V1/L	V2/L	V3/L	V1/V1	V2/V2	V3/V3
Classic Credenzas - Service Height, Type HAH; Hinge door / 28 ³ / ₈ "h Box Box File/Hinge door	78"	20"	34 ³ / ₈ "	RCSHHAH11 () (JW () () () () ()	\$5,628.	\$6,612.	\$7,365.	\$9,710.	\$6,641.	\$7,407.	\$9,870.
	78"	24"	34 ³ / ₈ "	RCSHHAH12 () (JW () () () () ()	6,295.	7,528.	8,469.	11,194.	7,559.	8,515.	11,375.
	84"	20"	34 ³ / ₈ "	RCSHHAH21 () (JW () () () () ()	6,116.	7,189.	8,013.	10,575.	7,212.	8,052.	10,751.
	84"	24"	34 ³ / ₈ "	RCSHHAH22 () (JW () () () () ()	6,825.	8,159.	9,178.	12,147.	8,194.	9,231.	12,355.



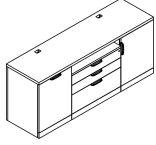
Classic Credenzas, Type HAW Hinge door / 28 ³ / ₈ "h Box Box File/Waste Recycle Bin	78"	20"	34 ³ / ₈ "	RCSHHAW11 () (JW () () () () ()	6,263.	7,041.	7,572.	9,346.	7,288.	8,042.	10,505.
	78"	24"	34 ³ / ₈ "	RCSHHAW12 () (JW () () () () ()	6,929.	7,870.	8,520.	10,573.	8,206.	9,150.	12,010.
	84"	20"	34 ³ / ₈ "	RCSHHAW21 () (JW () () () () ()	6,751.	7,618.	8,221.	10,211.	7,860.	8,688.	11,386.
	84"	24"	34 ³ / ₈ "	RCSHHAW22 () (JW () () () () ()	7,459.	8,501.	9,229.	11,526.	8,841.	9,866.	12,990.



Order Code	Specification Information	Application Notes
Example: RCSHHAH11 () (JW () () () ()	<i>To order please specify pattern number including:</i>	It is Not advisable to mix 28³/₈"h desk height products with 26¹/₂" standard height products.
R Reff	1. Top Finish: L, V1, V2, V3	Product on this page Excluding any vertical surface over 60", will accept wood grain laminate, where laminate is currently an option.
C Credenza	2. Cabinet Finish: L, V1, V2, V3	
SH Service height	3. Interior Option: W = Wood Interior	Keying instructions must accompany all orders, refer to page 325. Pedestals do not come with lock included. Key-alike are field installed using the Knoll Key order form. Each locking pedestal on this page counts for one lock core. File drawers do Not support bottom loading. File drawers include bars for front to back and side to side filing.
H LH position; Hinged door pedestal, 34 ³ / ₈ "h W=Waste Recycle pedestal	4. Grommet Option: N = No grommet G = Grommet	
A Center position; BFF pedestal, 28 ³ / ₈ "h	5. Grommet Finish: Painted or Plated	The preconfigured credenzas come with two 6" wide pedestal fillers, in the same finish as the cabinets. Applied back ordered separately for finished back. Note: Full pedestal back will restrict ventilation. Pencil trays are not included.
H RH position; Hinged door pedestal, or W = waste recycle cabinet 34 ³ / ₈ "h	6. Pull option: B = No pull, No drilling customer's own pull C = C-Pull (Nickel finish only) D = D-Pull (Painted, PT or PZ only) F = Bar (1 pull / Door set) H = Outline (1 pull / Door set) J = Routed J-pull R = Cylinder (1 pull / Door set) S = S-pull (Stainless steel only) T = Tab (1 pull / Door set)	
1 78" wide, 2 = 84" wide	7. Pull finish: Painted or plated	For further details on individual pedestals, refer to Application Notes; for Hinge door pedestal 34 ³ / ₈ "h, see page 114 for BFF; 28 ³ / ₈ "h, see page 107. for Waste recycle pedestals; 34 ³ / ₈ "h, see page 114. for replacement waste recycle bins, see page 353.
1 20" deep, 2 = 24" deep	8. Lock Option Doors: L = Lock hole drilled N = No lock drilling Pedestals with drawers always lock drilled	
V316 Top finish	9. Lock finish: B = Black S = Matte silver	
V316 Cabinet Finish		
W Wood Interior option		
G Grommet option		
111 Grommet finish		
T Pull option		
111 Pull finish		
L Lock option		
B Lock finish		

Classic Credenza, 34³/₈" h
 Preconfigured Service Height, Type A, Box Box File Center
 Wood interiors

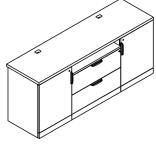
description	w	d	h	pattern no.	Top/Case											
					L/L	V1/L	V2/L	V3/L	V1/V1	V2/V2	V3/V3					
Classic Credenzas, Type WAH	78"	20"	34 ³ / ₈ "	RCSHWAH11()	(JW)	()	()	()	()	\$6,263.	\$7,041.	\$7,572.	\$9,346.	\$7,288.	\$8,042.	\$10,505.
Waste Recycle bin / 28 ³ / ₈ "h Box Box File/ Hinge door	78"	24"	34 ³ / ₈ "	RCSHWAH12()	(JW)	()	()	()	()	6,929.	7,870.	8,520.	10,573.	8,045.	9,150.	12,010.
	78"	24"	34 ³ / ₈ "	RCSHWAH22()	(JW)	()	()	()	()	7,459.	8,501.	9,229.	11,526.	9,018.	9,866.	12,990.
	84"	20"	34 ³ / ₈ "	RCSHWAH21()	(JW)	()	()	()	()	6,751.	7,618.	8,221.	10,211.	8,018.	8,688.	11,386.



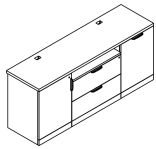
Order Code	Specification Information	Application Notes
Example: RCSHHAH11 () (JW) () () () ()	To order please specify pattern number including:	It is Not advisable to mix 28³/₈" desk height products with 26¹/₂" standard height products.
R Reff	1. Top Finish: L, V1, V2, V3	Upper top is 1 ¹ / ₂ " thick, with standard grommet locations.
C Credenza	2. Cabinet Finish: L, V1, V2, V3	Lower top (3/4 height pedestal's top) is 1" thick, and comes in the same finish as the pedestal.
SH Service height	3. Interior Option: W = Wood Interior	Product on this page Excluding any vertical surface over 60", will accept wood grain laminate, where laminate is currently an option.
H LH position; Hinged door pedestal, 34 ³ / ₈ "h W=Waste Recycle pedestal	4. Grommet Option: N = No grommet G = Grommet	Keying instructions must accompany all orders, refer to page 325. Pedestals do not come with lock included. Key-alike are field installed using the Knoll Key order form. Each locking pedestal on this page counts for one lock core.
A Center position; BFF pedestal, 28 ³ / ₈ "h	5. Grommet Finish: Painted or Plated	File drawers do Not support bottom loading.
H RH position; Hinged door pedestal, or W = waste recycle cabinet 34 ³ / ₈ "h	6. Pull option: B = No pull, No drilling customer's own pull C = C-Pull (Nickel finish only) D = D-Pull (Painted, PT or PZ only) F = Bar (1 pull/ Door set) H = Outline (1 pull / Door set) J = Routed J-pull R = Cylinder (1 pull / Door set) S = S-pull (Stainless steel only) T = Tab (1 pull / Door set)	File drawers include bars for front to back and side to side filing.
1 78" wide, 2 = 84" wide	7. Pull finish: Painted or plated	These products are key hole construction.
1 20" deep, 2 = 24" deep	8. Lock Option Doors: L = Lock hole drilled N = No lock drilling Pedestals with drawers always lock drilled	
V316 Top finish	9. Lock finish: B = Black S = Matte silver	
V316 Cabinet Finish		
W Wood Interior option		
G Grommet option		
111 Grommet finish		
T Pull option		
111 Pull finish		
L Lock option		
B Lock finish		

Classic Credenza, 34³/₈" h
 Preconfigured Service Height, Type B, File File Center
 Metal interiors

description	w	d	h	pattern no.	Top/Case						
					L/L	V1/L	V2/L	V3/L	V1/V1	V2/V2	V3/V3
Classic Credenzas - Service Height,	78"	20"	34 ³ / ₈ "	RCSHHBH11 () () M () () () () ()	\$5,062.	\$5,738.	\$6,184.	\$7,663.	\$5,976.	\$6,653.	\$8,851.
Type HBH; Hinge door / 28 ³ / ₈ "h FF/Hinge door	78"	24"	34 ³ / ₈ "	RCSHHBH12 () () M () () () () ()	5,474.	6,341.	6,933.	8,644.	6,589.	7,427.	9,908.
Cabinet	84"	20"	34 ³ / ₈ "	RCSHHBH21 () () M () () () () ()	5,197.	5,885.	6,331.	7,823.	6,132.	6,829.	9,102.
	84"	24"	34 ³ / ₈ "	RCSHHBH22 () () M () () () () ()	5,595.	6,472.	7,061.	8,783.	6,737.	7,591.	10,143.



Classic Credenzas, Type HBW	78"	20"	34 ³ / ₈ "	RCSHHBW11 () () M () () () () ()	5,697.	6,168.	6,392.	7,299.	6,624.	7,289.	9,486.
Hinge door / 28 ³ / ₈ "h FF/Waste Recycle Cabinet	78"	24"	34 ³ / ₈ "	RCSHHBW12 () () M () () () () ()	6,109.	6,683.	6,983.	8,023.	7,236.	8,061.	10,543.
	84"	20"	34 ³ / ₈ "	RCSHHBW21 () () M () () () () ()	5,832.	6,316.	6,539.	7,459.	6,781.	7,465.	9,737.
	84"	24"	34 ³ / ₈ "	RCSHHBW22 () () M () () () () ()	6,230.	6,814.	7,111.	8,162.	7,383.	8,225.	10,778.

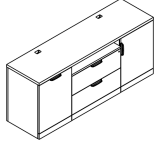


Order Code	Specification Information	Application Notes
Example: RCSHHBH11 () () M () () () () ()	<i>To order please specify pattern number including:</i>	It is Not advisable to mix 28³/₈"h desk height products with 26¹/₂" standard height products.
R Reff	1. Top Finish: L, V1, V2, V3	Upper top is 1 ¹ / ₂ " thick, with standard grommet locations.
C Credenza	2. Cabinet Finish: L, V1, V2, V3	Lower top (3/4 height pedestal's top) is 1" thick, and comes in the same finish as the pedestal.
SH Service height	3. Interior Option: M = Metal Interior	Product on this page Excluding any vertical surface over 60", will accept wood grain laminate, where laminate is currently an option.
H LH position; Hinged door pedestal, 34 ³ / ₈ "h W=Waste Recycle pedestal	4. Grommet Option: N = No grommet G = Grommet	Keying instructions must accompany all orders, refer to page 325. Pedestals do not come with lock included. Key-alike are field installed using the Knoll Key order form. Each locking pedestal on this page counts for one lock core.
B Center position; FF pedestal, 28 ³ / ₈ "h	5. Grommet Finish: Painted or Plated	File drawers do Not support bottom loading.
H LH position; Hinged door , or W = waste recycle cabinet 34 ³ / ₈ "h	6. Pull option: B = No pull, No drilling customer's own pull C = C-Pull (Nickel finish only) D = D-Pull (Painted, PT or PZ only) F = Bar (1 pull/ Door set) H = Outline (1 pull / Door set) J = Routed J-pull R = Cylinder (1 pull / Door set) S = S-pull (Stainless steel only) T = Tab (1 pull / Door set)	File drawers include bars for front to back and side to side filing.
1 78" wide, 2 = 84" wide	7. Pull finish: Painted or plated	These products are key hole construction.
1 20" deep, 2 = 24" deep	8. Lock Option Doors: L = Lock hole drilled N = No lock drilling Pedestals with drawers always lock drilled	
V316 Top finish	9. Lock finish: B = Black S = Matte silver	
V316 Cabinet Finish		
M Metal Interior option		
G Grommet option		
111 Grommet finish		
T Pull option		
111 Pull finish		
L Lock option		
B Lock finish		

The preconfigured credenzas come with two 6" wide pedestal fillers, in the same finish as the cabinets. Applied back ordered separately for finished back.
 Note: Full pedestal back will restrict ventilation.
 Pencil trays are not included.
 For further details on individual pedestals, refer to Application Notes;
 for Hinge door pedestal 34³/₈"h, see page 114
 for FF; 28³/₈"h, see page 105.
 for Waste recycle pedestals; 34³/₈"h, see page 114.
 for replacement waste recycle bins, see page 353.

Classic Credenza, 34³/₈" h
 Preconfigured Service Height, Type B, File File Center
 Metal interiors

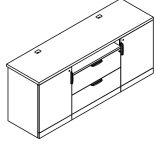
description	w	d	h	pattern no.	Top/Case						
					L/L	V1/L	V2/L	V3/L	V1/V1	V2/V2	V3/V3
Classic Credenzas, Type WBH	78"	20"	34 ³ / ₈ "	RCSHWBH11 () () M () () () () ()	\$5,697.	\$6,168.	\$6,392.	\$7,299.	\$6,624.	\$7,289.	\$9,486.
Waste Recycle bin / 28 ³ / ₈ "h FF/ Hinge door Cabinet	78"	24"	34 ³ / ₈ "	RCSHWBH12 () () M () () () () ()	6,109.	6,683.	6,983.	8,023.	7,236.	8,061.	10,543.
	84"	20"	34 ³ / ₈ "	RCSHWBH21 () () M () () () () ()	5,832.	6,316.	6,539.	7,459.	6,781.	7,465.	9,737.
	84"	24"	34 ³ / ₈ "	RCSHWBH22 () () M () () () () ()	6,230.	6,814.	7,111.	8,162.	7,383.	8,225.	10,778.



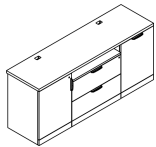
Order Code	Specification Information	Application Notes
Example: RCSHHBH11 () () M () () () ()	<i>To order please specify pattern number including:</i>	It is Not advisable to mix 28³/₈" desk height products with 26¹/₂" standard height products.
R Reff	1. Top Finish: L, V1, V2, V3	Product on this page Excluding any vertical surface over 60", will accept wood grain laminate, where laminate is currently an option.
C Credenza	2. Cabinet Finish: L, V1, V2, V3	
SH Service height	3. Interior Option: M = Metal Interior	Keying instructions must accompany all orders, refer to page 325. Pedestals do not come with lock included. Key-alike are field installed using the Knoll Key order form. Each locking pedestal on this page counts for one lock core. File drawers do Not support bottom loading. File drawers include bars for front to back and side to side filing.
H LH position; Hinged door pedestal, 34 ³ / ₈ "h W=Waste Recycle pedestal	4. Grommet Option: N = No grommet G = Grommet	
B Center position; FF pedestal, 28 ³ / ₈ "h	5. Grommet Finish: Painted or Plated	Upper top is 1 ¹ / ₂ " thick, with standard grommet locations. Lower top (3/4 height pedestal's top) is 1" thick, and comes in the same finish as the pedestal. The preconfigured credenzas come with two 6" wide pedestal fillers, in the same finish as the cabinets. Applied back ordered separately for finished back. Note: Full pedestal back will restrict ventilation. Pencil trays are not included.
H LH position; Hinged door , or W = waste recycle cabinet 34 ³ / ₈ "h	6. Pull option: B = No pull, No drilling customer's own pull C = C-Pull (Nickel finish only) D = D-Pull (Painted, PT or PZ only) F = Bar (1 pull/ Door set) H = Outline (1 pull / Door set) J = Routed J-pull R = Cylinder (1 pull / Door set) S = S-pull (Stainless steel only) T = Tab (1 pull / Door set)	
1 78" wide, 2 = 84" wide	7. Pull finish: Painted or plated	For further details on individual pedestals, refer to Application Notes; for Hinge door pedestal 34 ³ / ₈ "h, see page 114 for FF; 28 ³ / ₈ "h, see page 105. for Waste recycle pedestals; 34 ³ / ₈ "h, see page 114. for replacement waste recycle bins, see page 353.
1 20" deep, 2 = 24" deep		
V316 Top finish	8. Lock Option Doors: L = Lock hole drilled N = No lock drilling Pedestals with drawers always lock drilled	These products are key hole construction.
V316 Cabinet Finish		
M Metal Interior option	9. Lock finish: B = Black S = Matte silver	
G Grommet option		
111 Grommet finish		
T Pull option		
111 Pull finish		
L Lock option		
B Lock finish		

Classic Credenza, 34³/₈" h
 Preconfigured Service Height, Type B, File File Center
 Wood interiors

description	w	d	h	pattern no.	Top/Case						
					L/L	V1/L	V2/L	V3/L	V1/V1	V2/V2	V3/V3
Classic Credenzas - Service Height,	78"	20"	34 ³ / ₈ "	RCSHBBH11 () () W () () () () ()	\$5,318.	\$5,999.	\$6,440.	\$7,919.	\$6,275.	\$6,994.	\$9,313.
Type HBH; Hinge door / 28 ³ / ₈ "h FF/Hinge door	78"	24"	34 ³ / ₈ "	RCSHBBH12 () () W () () () () ()	5,930.	6,806.	7,389.	9,100.	7,129.	8,032.	10,722.
Cabinet	84"	20"	34 ³ / ₈ "	RCSHBBH21 () () W () () () () ()	5,733.	6,432.	6,867.	8,359.	6,760.	7,542.	10,063.
	84"	24"	34 ³ / ₈ "	RCSHBBH22 () () W () () () () ()	6,378.	7,271.	7,844.	9,566.	7,667.	8,637.	11,553.



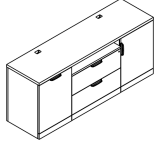
Classic Credenzas, Type HBW	78"	20"	34 ³ / ₈ "	RCSHBBW11 () () W () () () () ()	5,953.	6,429.	6,648.	7,555.	6,923.	7,630.	9,948.
Hinge door / 28 ³ / ₈ "h FF/Waste Recycle Cabinet	78"	24"	34 ³ / ₈ "	RCSHBBW12 () () W () () () () ()	6,565.	7,148.	7,439.	8,479.	7,776.	8,666.	11,357.
	84"	20"	34 ³ / ₈ "	RCSHBBW21 () () W () () () () ()	6,368.	6,863.	7,075.	7,995.	7,409.	8,178.	10,698.
	84"	24"	34 ³ / ₈ "	RCSHBBW22 () () W () () () () ()	7,013.	7,612.	7,894.	8,945.	8,313.	9,271.	12,188.



Order Code	Specification Information	Application Notes
Example: RCSHBBH11 () () W () () () () ()	<i>To order please specify pattern number including:</i>	It is Not advisable to mix 28³/₈"h desk height products with 26¹/₂" standard height products.
R Reff	1. Top Finish: L, V1, V2, V3	Upper top is 1 ¹ / ₂ " thick, with standard grommet locations.
C Credenza	2. Cabinet Finish: L, V1, V2, V3	Lower top (3/4 height pedestal's top) is 1" thick, and comes in the same finish as the pedestal.
SH Service height	3. Interior Option: W = Wood Interior	Product on this page Excluding any vertical surface over 60", will accept wood grain laminate, where laminate is currently an option.
H LH position; Hinged door pedestal, 34 ³ / ₈ "h W=Waste Recycle pedestal	4. Grommet Option: N = No grommet G = Grommet	Keying instructions must accompany all orders, refer to page 325. Pedestals do not come with lock included. Key-alike are field installed using the Knoll Key order form. Each locking pedestal on this page counts for one lock core.
B Center position; FF pedestal, 28 ³ / ₈ "h	5. Grommet Finish: Painted or Plated	File drawers do Not support bottom loading.
H LH position; Hinged door , or W = waste recycle cabinet 34 ³ / ₈ "h	6. Pull option: B = No pull, No drilling customer's own pull C = C-Pull (Nickel finish only) D = D-Pull (Painted, PT or PZ only) F = Bar (1 pull / Door set) H = Outline (1 pull / Door set) J = Routed J-pull R = Cylinder (1 pull / Door set) S = S-pull (Stainless steel only) T = Tab (1 pull / Door set)	File drawers include bars for front to back and side to side filing.
1 78" wide, 2 = 84" wide	7. Pull finish: Painted or plated	These products are key hole construction.
1 20" deep, 2 = 24" deep	8. Lock Option Doors: L = Lock hole drilled N = No lock drilling Pedestals with drawers always lock drilled	
V316 Top finish	9. Lock finish: B = Black S = Matte silver	
V316 Cabinet Finish		
W Wood Interior option		
G Grommet option		
111 Grommet finish		
T Pull option		
111 Pull finish		
L Lock option		
B Lock finish		

Classic Credenza, 34^{3/8}" h
*Preconfigured Service Height, Type B, File File Center
 Wood interiors*

description	w	d	h	pattern no.	Top/Case						
					L/L	V1/L	V2/L	V3/L	V1/V1	V2/V2	V3/V3
Classic Credenzas, Type WBH	78"	20"	34 ^{3/8} "	RCSHWBH11 () () W () () () () ()	\$5,953.	\$6,429.	\$6,648.	\$7,555.	\$6,923.	\$7,630.	\$9,948.
Waste Recycle bin / 28 ^{3/8} "h FF/ Hinge door	78"	24"	34 ^{3/8} "	RCSHWBH12 () () W () () () () ()	6,565.	7,148.	7,439.	8,479.	7,776.	8,666.	11,357.
Cabinet	84"	20"	34 ^{3/8} "	RCSHWBH21 () () W () () () () ()	6,368.	6,863.	7,075.	7,995.	8,155.	8,178.	10,698.
	84"	24"	34 ^{3/8} "	RCSHWBH22 () () W () () () () ()	7,013.	7,612.	7,894.	8,945.	8,313.	9,271.	12,188.



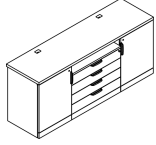
Order Code	Specification Information	Application Notes
Example: RCSHHBH11 () () W () () () ()	<i>To order please specify pattern number including:</i>	It is Not advisable to mix 28^{3/8}"h desk height products with 26^{1/2}" standard height products.
R Reff	1. Top Finish: L, V1, V2, V3	Upper top is 1 1/2" thick, with standard grommet locations.
C Credenza	2. Cabinet Finish: L, V1, V2, V3	Lower top (3/4 height pedestal's top) is 1" thick, and comes in the same finish as the pedestal.
SH Service height	3. Interior Option: W = Wood Interior	The preconfigured credenzas come with two 6" wide pedestal fillers, in the same finish as the cabinets.
H LH position; Hinged door pedestal, 34 ^{3/8} "h W=Waste Recycle pedestal	4. Grommet Option: N = No grommet G = Grommet	Applied back ordered separately for finished back.
B Center position; FF pedestal, 28 ^{3/8} "h	5. Grommet Finish: Painted or Plated	Note: Full pedestal back will restrict ventilation.
H LH position; Hinged door , or W = waste recycle cabinet 34 ^{3/8} "h	6. Pull option: B = No pull, No drilling customer's own pull C = C-Pull (Nickel finish only) D = D-Pull (Painted, PT or PZ only) F = Bar (1 pull/ Door set) H = Outline (1 pull / Door set) J = Routed J-pull R = Cylinder (1 pull / Door set) S = S-pull (Stainless steel only) T = Tab (1 pull / Door set)	Pencil trays are not included.
1 78" wide, 2 = 84" wide	7. Pull finish: Painted or plated	For further details on individual pedestals, refer to Application Notes;
1 20" deep, 2 = 24" deep	8. Lock Option Doors: L = Lock hole drilled N = No lock drilling	for Hinge door pedestal 34 ^{3/8} "h, see page 114
V316 Top finish	9. Lock finish: B = Black S = Matte silver	for FF; 28 ^{3/8} "h, see page 107.
V316 Cabinet Finish		for Waste recycle pedestals; 34 ^{3/8} "h, see page 114.
W Wood Interior option		for replacement waste recycle bins, see page 353.
G Grommet option		
111 Grommet finish		
T Pull option		
111 Pull finish		
L Lock option		
B Lock finish		

Classic Credenza, 34³/₈" h

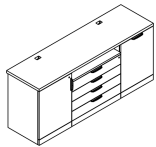
Preconfigured Service Height, Type C, Box Box Box Box Center

Metal interiors

description	w	d	h	pattern no.	Top/Case						
					L/L	V1/L	V2/L	V3/L	V1/V1	V2/V2	V3/V3
Classic Credenzas - Service Height, Type HCH; Hinge door / 28 ³ / ₈ "h BBBB/Hinge door Cabinet	78"	20"	34 ³ / ₈ "	RCSHHCH11 () (M) () () () () ()	\$5,481.	\$6,165.	\$6,603.	\$8,082.	\$6,455.	\$7,178.	\$9,527.
	78"	24"	34 ³ / ₈ "	RCSHHCH12 () (M) () () () () ()	5,887.	6,763.	7,346.	9,057.	7,066.	7,952.	10,527.
	84"	20"	34 ³ / ₈ "	RCSHHCH21 () (M) () () () () ()	5,639.	6,336.	6,773.	8,265.	6,639.	7,385.	9,819.
	84"	24"	34 ³ / ₈ "	RCSHHCH22 () (M) () () () () ()	6,031.	6,917.	7,497.	9,219.	7,238.	8,146.	10,867.



Classic Credenzas - Service Height, Type HCW; Hinge door / 28 ³ / ₈ "h BBBB/Waste recycle Cabinet	78"	20"	34 ³ / ₈ "	RCSHHCW11 () (M) () () () () ()	6,116.	6,595.	6,811.	7,718.	7,103.	7,814.	10,162.
	78"	24"	34 ³ / ₈ "	RCSHHCW12 () (M) () () () () ()	6,522.	7,104.	7,396.	8,436.	7,712.	8,586.	11,227.
	84"	20"	34 ³ / ₈ "	RCSHHCW21 () (M) () () () () ()	6,274.	6,767.	6,981.	7,901.	7,288.	8,021.	10,454.
	84"	24"	34 ³ / ₈ "	RCSHHCW22 () (M) () () () () ()	6,666.	7,258.	7,547.	8,598.	7,885.	8,780.	11,502.

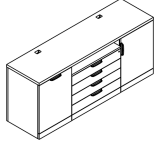


Order Code	Specification Information	Application Notes
Example: RCSHHCH11 () (M) () () () ()	<i>To order please specify pattern number including:</i>	It is Not advisable to mix 28³/₈"h desk height products with 26¹/₂" standard height products.
R Reff	1. Top Finish: L, V1, V2, V3	Product on this page Excluding any vertical surface over 60", will accept wood grain laminate, where laminate is currently an option.
C Credenza	2. Cabinet Finish: L, V1, V2, V3	
SH Service height	3. Interior Option: M = Metal Interior	Keying instructions must accompany all orders, refer to page 325. Pedestals do not come with lock included. Key-alike are field installed using the Knoll Key order form. Each locking pedestal on this page counts for one lock core. File drawers do Not support bottom loading. File drawers include bars for front to back and side to side filing.
H LH position; Hinged door or, W=Waste Recycle Cabinet	4. Grommet Option: N = No grommet G = Grommet	
C Center position; BBBB Cabinet	5. Grommet Finish: Painted or Plated	These products are key hole construction.
H LH position; Hinged door, or W = Waste Recycle Cabinet	6. Pull option: B = No pull, No drilling customer's own pull C = C-Pull (Nickel finish only) D = D-Pull (Painted, PT or PZ only) F = Bar (1 pull / Door set) H = Outline (1 pull / Door set) J = Routed J-pull R = Cylinder (1 pull / Door set) S = S-pull (Stainless steel only) T = Tab (1 pull / Door set)	
1 78" wide, 2 = 84" wide	7. Pull finish: Painted or plated	Upper top is 1 ¹ / ₂ " thick, with standard grommet locations. Lower top (3/4 height pedestal's top) is 1" thick, and comes in the same finish as the pedestal. The preconfigured credenzas come with two 6" wide pedestal fillers, in the same finish as the cabinets. Applied back ordered separately for finished back. Note: Full pedestal back will restrict ventilation. Pencil trays are not included. For further details on individual pedestals, refer to Application Notes; for Hinge door pedestal 34 ³ / ₈ "h, see page 114 for BBB pedestals; 28 ³ / ₈ "h, see page 105. for Waste recycle pedestals; 34 ³ / ₈ "h, see page 114. for replacement waste recycle bins, see page 353.
1 20" deep, 2 = 24" deep	8. Lock Option Doors: L = Lock hole drilled N = No lock drilling Pedestals with drawers always lock drilled	
V316 Top finish	9. Lock finish: B = Black S = Matte silver	
V316 Cabinet Finish		
M Metal Interior option		
G Grommet option		
111 Grommet finish		
T Pull option		
111 Pull finish		
L Lock option		
B Lock finish		

Classic Credenza, 34³/₈" h

Preconfigured Service Height, Type C, Box Box Box Box Center Metal interiors

description	w	d	h	pattern no.	Top/Case											
					L/L	V1/L	V2/L	V3/L	V1/V1	V2/V2	V3/V3					
Classic Credenzas - Service Height,	78"	20"	34 ³ / ₈ "	RCSHWCH11()	()	()	()	()	()	\$6,116.	\$6,595.	\$6,811.	\$7,718.	\$7,103.	\$7,814.	\$10,162.
Type WCH; Waste recycle / 28 ³ / ₈ "h BBBB/ Hinge	78"	24"	34 ³ / ₈ "	RCSHWCH12()	()	()	()	()	()	6,522.	7,104.	7,396.	8,436.	7,712.	8,586.	11,227.
door Cabinet	84"	20"	34 ³ / ₈ "	RCSHWCH21()	()	()	()	()	()	6,274.	6,767.	6,981.	7,901.	7,288.	8,021.	10,454.
	84"	24"	34 ³ / ₈ "	RCSHWCH22()	()	()	()	()	()	6,666.	7,258.	7,547.	8,598.	7,885.	8,780.	11,502.



Order Code	Specification Information	Application Notes
Example: RCSHHCH11 () () () () () ()	<i>To order please specify pattern number including:</i>	It is Not advisable to mix 28³/₈"h desk height products with 26¹/₂" standard height products.
R Reff	1. Top Finish: L, V1, V2, V3	Product on this page Excluding any vertical surface over 60", will accept wood grain laminate, where laminate is currently an option.
C Credenza	2. Cabinet Finish: L, V1, V2, V3	
SH Service height	3. Interior Option: M = Metal Interior	Keying instructions must accompany all orders, refer to page 325. Pedestals do not come with lock included. Key-alike are field installed using the Knoll Key order form. Each locking pedestal on this page counts for one lock core. File drawers do Not support bottom loading. File drawers include bars for front to back and side to side filing.
H LH position; Hinged door or, W=Waste Recycle Cabinet	4. Grommet Option: N = No grommet G = Grommet	
C Center position; BBBB Cabinet	5. Grommet Finish: Painted or Plated	These products are key hole construction.
H LH position; Hinged door, or W = Waste Recycle Cabinet	6. Pull option: B = No pull, No drilling customer's own pull C = C-Pull (Nickel finish only) D = D-Pull (Painted, PT or PZ only) F = Bar (1 pull/ Door set) H = Outline (1 pull / Door set) J = Routed J-pull R = Cylinder (1 pull / Door set) S = S-pull (Stainless steel only) T = Tab (1 pull / Door set)	
1 78" wide, 2 = 84" wide	7. Pull finish: Painted or plated	Upper top is 1 1/2" thick, with standard grommet locations. Lower top (3/4 height pedestal's top) is 1" thick, and comes in the same finish as the pedestal. The preconfigured credenzas come with two 6" wide pedestal fillers, in the same finish as the cabinets. Applied back ordered separately for finished back. Note: Full pedestal back will restrict ventilation. Pencil trays are not included. For further details on individual pedestals, refer to Application Notes; for Hinge door pedestal 34 ³ / ₈ "h, see page 114 for BBB pedestals; 28 ³ / ₈ "h, see page 105. for Waste recycle pedestals; 34 ³ / ₈ "h, see page 114. for replacement waste recycle bins, see page 353.
1 20" deep, 2 = 24" deep	8. Lock Option Doors: L = Lock hole drilled N = No lock drilling Pedestals with drawers always lock drilled	
V316 Top finish	9. Lock finish: B = Black S = Matte silver	
V316 Cabinet Finish		
M Metal Interior option		
G Grommet option		
111 Grommet finish		
T Pull option		
111 Pull finish		
L Lock option		
B Lock finish		

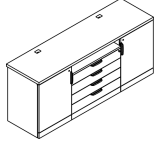
Classic Credenza, 34³/₈" h

Reff Profiles Vol. Two

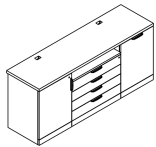
Preconfigured Service Height, Type C, Box Box Box Box Center

Wood interiors

description	w	d	h	pattern no.	Top/Case																		
					L/L	V1/L	V2/L	V3/L	V1/V1	V2/V2	V3/V3												
Classic Credenzas - Service Height, Type HCH; Hinge door / 28 ³ / ₈ "h BBBB/Hinge door Cabinet	78"	20"	34 ³ / ₈ "	RCSHHCH11()	()	()	()	()	()	()	()	()	()	()	()	()	\$5,688.	\$6,376.	\$6,810.	\$8,289.	\$6,701.	\$7,466.	\$9,930.
	78"	24"	34 ³ / ₈ "	RCSHHCH12()	()	()	()	()	()	()	()	()	()	()	()	()	6,354.	7,239.	7,513.	9,524.	7,620.	8,576.	11,434.
	84"	20"	34 ³ / ₈ "	RCSHHCH21()	()	()	()	()	()	()	()	()	()	()	()	()	6,181.	6,889.	7,315.	8,807.	7,278.	8,117.	10,816.
	84"	24"	34 ³ / ₈ "	RCSHHCH22()	()	()	()	()	()	()	()	()	()	()	()	()	6,887.	7,790.	8,353.	10,075.	8,258.	9,294.	12,418.



Classic Credenzas - Service Height, Type HCW; Hinge door / 28 ³ / ₈ "h BBBB/Waste recycle Cabinet	78"	20"	34 ³ / ₈ "	RCSHHCW11()	()	()	()	()	()	()	()	()	()	()	()	()	5,323.	6,806.	7,018.	7,925.	7,350.	8,102.	10,565.
	78"	24"	34 ³ / ₈ "	RCSHHCW12()	()	()	()	()	()	()	()	()	()	()	()	()	6,989.	7,581.	7,863.	8,903.	8,267.	9,210.	12,069.
	84"	20"	34 ³ / ₈ "	RCSHHCW21()	()	()	()	()	()	()	()	()	()	()	()	()	6,816.	7,320.	7,523.	8,443.	7,927.	8,753.	11,451.
	84"	24"	34 ³ / ₈ "	RCSHHCW22()	()	()	()	()	()	()	()	()	()	()	()	()	7,522.	8,131.	8,403.	9,454.	8,905.	9,928.	13,053.



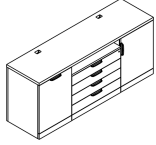
Order Code	Specification Information	Application Notes
Example: RCSHHCH11 () () () () () ()	<i>To order please specify pattern number including:</i>	It is Not advisable to mix 28³/₈"h desk height products with 26¹/₂" standard height products.
R	Reff	Product on this page Excluding any vertical surface over 60", will accept wood grain laminate, where laminate is currently an option.
C	Credenza	
SH	Service height	Keying instructions must accompany all orders, refer to page 325. Pedestals do not come with lock included. Key-alike are field installed using the Knoll Key order form. Each locking pedestal on this page counts for one lock core.
H	LH position; Hinged door, or W=Waste Recycle Cabinet	
C	Center position; BBBB Cabinet	File drawers do Not support bottom loading. File drawers include bars for front to back and side to side filing.
H	LH position; Hinged, or W = Waste Recycle Cabinet	
1	78" wide, 2 = 84" wide	These products are key hole construction.
1	20" deep, 2 = 24" deep	
V316	Top finish	
V316	Cabinet Finish	
W	Wood Interior option	
G	Grommet option	
111	Grommet finish	
T	Pull option	
111	Pull finish	
L	Lock option	
B	Lock finish	
	1. Top Finish: L, V1, V2, V3	
	2. Cabinet Finish: L, V1, V2, V3	
	3. Interior Option: W = Wood Interior	
	4. Grommet Option: N = No grommet G = Grommet	
	5. Grommet Finish: Painted or Plated	
	6. Pull option: B = No pull, No drilling customer's own pull C = C-Pull (Nickel finish only) D = D-Pull (Painted, PT or PZ only) F = Bar (1 pull / Door set) H = Outline (1 pull / Door set) J = Routed J-pull R = Cylinder (1 pull / Door set) S = S-pull (Stainless steel only) T = Tab (1 pull / Door set)	
	7. Pull finish: Painted or plated	
	8. Lock Option Doors: L = Lock hole drilled N = No lock drilling Pedestals with drawers always lock drilled	
	9. Lock finish: B = Black S = Matte silver	
		Upper top is 1 ¹ / ₂ " thick, with standard grommet locations. Lower top (3/4 height pedestal's top) is 1" thick, and comes in the same finish as the pedestal. The preconfigured credenzas come with two 6" wide pedestal fillers, in the same finish as the cabinets. Applied back ordered separately for finished back. Note: Full pedestal back will restrict ventilation. Pencil trays are not included. For further details on individual pedestals, refer to Application Notes; for Hinge door pedestal 34 ³ / ₈ "h, see page 114 for BBB pedestals; 28 ³ / ₈ "h, see page 105. for Waste recycle pedestals; 34 ³ / ₈ "h, see page 114. for replacement waste recycle bins, see page 353.

Classic Credenza, 34³/₈" h

Preconfigured Service Height, Type C, Box Box Box Box Center

Wood interiors

description	w	d	h	pattern no.	Top/Case											
					L/L	V1/L	V2/L	V3/L	V1/V1	V2/V2	V3/V3					
Classic Credenzas - Service Height,	78"	20"	34 ³ / ₈ "	RCSHWCH11()	()	()	()	()	()	\$6,323.	\$6,806.	\$7,018.	\$7,925.	\$7,350.	\$8,102.	\$10,565.
Type WCH; Waste recycle / 28 ³ / ₈ "h BBBB/ Hinge	78"	24"	34 ³ / ₈ "	RCSHWCH12()	()	()	()	()	()	6,989.	7,581.	7,863.	8,903.	8,267.	9,210.	12,069.
door Cabinet	84"	20"	34 ³ / ₈ "	RCSHWCH21()	()	()	()	()	()	6,816.	7,320.	7,523.	8,443.	7,927.	8,753.	11,451.
	84"	24"	34 ³ / ₈ "	RCSHWCH22()	()	()	()	()	()	7,522.	8,131.	8,403.	9,454.	8,905.	9,928.	13,053.

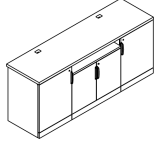


Order Code	Specification Information	Application Notes
Example: RCSHHCH11 () () W () () () ()	<i>To order please specify pattern number including:</i>	It is Not advisable to mix 28³/₈"h desk height products with 26¹/₂" standard height products.
R Reff	1. Top Finish: L, V1, V2, V3	Product on this page Excluding any vertical surface over 60", will accept wood grain laminate, where laminate is currently an option.
C Credenza	2. Cabinet Finish: L, V1, V2, V3	
SH Service height	3. Interior Option: W = Wood Interior	Keying instructions must accompany all orders, refer to page 325. Pedestals do not come with lock included. Key-alike are field installed using the Knoll Key order form. Each locking pedestal on this page counts for one lock core. File drawers do Not support bottom loading. File drawers include bars for front to back and side to side filing.
H LH position; Hinged door, or W=Waste Recycle Cabinet	4. Grommet Option: N = No grommet G = Grommet	
C Center position; BBBB Cabinet	5. Grommet Finish: Painted or Plated	These products are key hole construction.
H LH position; Hinged, or W = Waste Recycle Cabinet	6. Pull option: B = No pull, No drilling customer's own pull C = C-Pull (Nickel finish only) D = D-Pull (Painted, PT or PZ only) F = Bar (1 pull/ Door set) H = Outline (1 pull / Door set) J = Routed J-pull R = Cylinder (1 pull / Door set) S = S-pull (Stainless steel only) T = Tab (1 pull / Door set)	
1 78" wide, 2 = 84" wide	7. Pull finish: Painted or plated 8. Lock Option Doors: L = Lock hole drilled N = No lock drilling Pedestals with drawers always lock drilled 9. Lock finish: B = Black S = Matte silver	Upper top is 1 1/2" thick, with standard grommet locations. Lower top (3/4 height pedestal's top) is 1" thick, and comes in the same finish as the pedestal. The preconfigured credenzas come with two 6" wide pedestal fillers, in the same finish as the cabinets. Applied back ordered separately for finished back. Note: Full pedestal back will restrict ventilation. Pencil trays are not included. For further details on individual pedestals, refer to Application Notes; for Hinge door pedestal 34 ³ / ₈ "h, see page 114 for BBB pedestals; 28 ³ / ₈ "h, see page 105. for Waste recycle pedestals; 34 ³ / ₈ "h, see page 114. for replacement waste recycle bins, see page 353.
1 20" deep, 2 = 24" deep		
V316 Top finish		
V316 Cabinet Finish		
W Wood Interior option		
G Grommet option		
111 Grommet finish		
T Pull option		
111 Pull finish		
L Lock option		
B Lock finish		

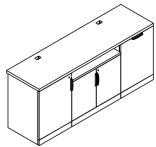
Classic Credenza, 34³/₈" h

Preconfigured Service Height, Type D, Hinge Door Center Metal interiors

description	w	d	h	pattern no.	Top/Case						
					LM/L	V1/L	V2/L	V3/L	V1/V1	V2/V2	V3/V3
Classic Credenzas - Service Height, Type HDH; Hinge door / 28 ³ / ₈ "h Open/Hinge door Cabinet	78"	20"	34 ³ / ₈ "	RCSHHDH11 () () M () () () () ()	\$5,051.	\$5,726.	\$6,173.	\$7,652.	\$5,959.	\$6,638.	\$8,831.
	78"	24"	34 ³ / ₈ "	RCSHHDH12 () () M () () () () ()	5,607.	6,477.	7,066.	8,777.	6,749.	7,607.	10,151.
	84"	20"	34 ³ / ₈ "	RCSHHDH21 () () M () () () () ()	5,444.	6,137.	6,578.	8,070.	6,419.	7,156.	9,542.
	84"	24"	34 ³ / ₈ "	RCSHHDH22 () () M () () () () ()	6,047.	6,933.	7,513.	9,235.	7,274.	8,196.	10,958.



Classic Credenzas - Service Height, Type HDW; Hinge door / 28 ³ / ₈ "h Open/ Waste recycle Cabinet	78"	20"	34 ³ / ₈ "	RCSHHDW11 () () M () () () () ()	5,686.	6,157.	6,381.	7,288.	6,608.	7,274.	9,466.
	78"	24"	34 ³ / ₈ "	RCSHHDW12 () () M () () () () ()	6,242.	6,819.	7,116.	8,156.	7,396.	8,241.	10,786.
	84"	20"	34 ³ / ₈ "	RCSHHDW21 () () M () () () () ()	6,079.	6,568.	6,786.	7,706.	7,068.	7,792.	10,177.
	84"	24"	34 ³ / ₈ "	RCSHHDW22 () () M () () () () ()	6,682.	7,275.	7,563.	8,614.	7,920.	8,830.	11,593.

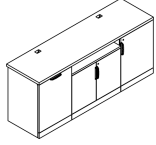


Order Code	Specification Information	Application Notes
Example: RCSHHDH11 () () M () () () () ()	<i>To order please specify pattern number including:</i>	It is Not advisable to mix 28³/₈"h desk height products with 26¹/₂" standard height products.
R Reff	1. Top Finish: L, V1, V2, V3	Product on this page Excluding any vertical surface over 60", will accept wood grain laminate, where laminate is currently an option.
C Credenza	2. Cabinet Finish: L, V1, V2, V3	
SH Service height	3. Interior Option: M = Metal Interior	Keying instructions must accompany all orders, refer to page 325. Pedestals do not come with lock included. Key-alike are field installed using the Knoll Key order form. Each locking pedestal on this page counts for one lock core. File drawers do Not support bottom loading. File drawers include bars for front to back and side to side filing.
H LH position; Hinged door, or W=Waste Recycle pedestal	4. Grommet Option: N = No grommet G = Grommet	
D Center position; Hinge door	5. Grommet Finish: Painted or Plated	The preconfigured credenzas come with two 6" wide pedestal fillers, in the same finish as the cabinets. Applied back ordered separately for finished back. Note: Full pedestal back will restrict ventilation. Pencil trays are not included.
H LH position; Hinged door, or W = waste recycle cabinet 34 ³ / ₈ "h	6. Pull option: B = No pull, No drilling customer's own pull C = C-Pull (Nickel finish only) D = D-Pull (Painted, PT or PZ only) F = Bar (1 pull/ Door set) H = Outline (1 pull / Door set) J = Routed J-pull R = Cylinder (1 pull / Door set) S = S-pull (Stainless steel only) T = Tab (1 pull / Door set)	
1 78" wide, 2 = 84" wide	7. Pull finish: Painted or plated	For further details on individual pedestals, refer to Application Notes; for Hinge door pedestal 34 ³ / ₈ "h, see page 114 for FF pedestals; 28 ³ / ₈ "h, see page 109. for Waste recycle pedestals; 34 ³ / ₈ "h, see page 114. for replacement waste recycle bins, see page 353.
1 20" deep, 2 = 24" deep		
V316 Top finish	8. Lock Option Doors: L = Lock hole drilled N = No lock drilling Pedestals with drawers always lock drilled	These products are key hole construction.
V316 Cabinet Finish		
M Metal Interior option	9. Lock finish: B = Black S = Matte silver	
G Grommet option		
111 Grommet finish		
T Pull option		
111 Pull finish		
L Lock option		
B Lock finish		

Classic Credenza, 34³/₈" h

Preconfigured Service Height, Type D, Hinge Door Center Metal interiors

description	w	d	h	pattern no.	Top/Case						
					LM/L	V1/L	V2/L	V3/L	V1/V1	V2/V2	V3/V3
Classic Credenzas - Service Height,	78"	20"	34 ³ / ₈ "	RCSHWDH11 () () M () () () () ()	\$5,686.	\$6,157.	\$6,381.	\$7,288.	\$6,608.	\$7,274.	\$9,466.
Type WDH; Waste recycle / 28 ³ / ₈ "h Open/ Hinge	78"	24"	34 ³ / ₈ "	RCSHWDH12 () () M () () () () ()	6,242.	6,819.	7,116.	8,156.	7,396.	8,241.	10,786.
door Cabinet	84"	20"	34 ³ / ₈ "	RCSHWDH21 () () M () () () () ()	6,079.	6,568.	6,786.	7,706.	7,068.	7,792.	10,177.
	84"	24"	34 ³ / ₈ "	RCSHWDH22 () () M () () () () ()	6,682.	7,275.	7,563.	8,614.	7,920.	8,830.	11,593.



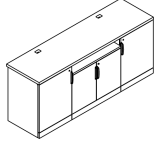
Order Code	Specification Information	Application Notes
Example: RCSHDDH11 () () M () () () ()	<i>To order please specify pattern number including:</i>	It is Not advisable to mix 28³/₈"h desk height products with 26¹/₂" standard height products.
R Reff	1. Top Finish: L, V1, V2, V3	Product on this page Excluding any vertical surface over 60", will accept wood grain laminate, where laminate is currently an option.
C Credenza	2. Cabinet Finish: L, V1, V2, V3	
SH Service height	3. Interior Option: M = Metal Interior	Keying instructions must accompany all orders, refer to page 325. Pedestals do not come with lock included. Key-alike are field installed using the Knoll Key order form. Each locking pedestal on this page counts for one lock core. File drawers do Not support bottom loading. File drawers include bars for front to back and side to side filing.
H LH position; Hinged door, or W=Waste Recycle pedestal	4. Grommet Option: N = No grommet G = Grommet	
D Center position; Hinge door	5. Grommet Finish: Painted or Plated	These products are key hole construction.
H LH position; Hinged door, or W = waste recycle cabinet 34 ³ / ₈ "h	6. Pull option: B = No pull, No drilling customer's own pull C = C-Pull (Nickel finish only) D = D-Pull (Painted, PT or PZ only) F = Bar (1 pull / Door set) H = Outline (1 pull / Door set) J = Routed J-pull R = Cylinder (1 pull / Door set) S = S-pull (Stainless steel only) T = Tab (1 pull / Door set)	
1 78" wide, 2 = 84" wide	7. Pull finish: Painted or plated	Upper top is 1 1/2" thick, with standard grommet locations. Lower top (3/4 height pedestal's top) is 1" thick, and comes in the same finish as the pedestal. The preconfigured credenzas come with two 6" wide pedestal fillers, in the same finish as the cabinets. Applied back ordered separately for finished back. Note: Full pedestal back will restrict ventilation. Pencil trays are not included. For further details on individual pedestals, refer to Application Notes; for Hinge door pedestal 34 ³ / ₈ "h, see page 114 for FF pedestals; 28 ³ / ₈ "h, see page 109. for Waste recycle pedestals; 34 ³ / ₈ "h, see page 114. for replacement waste recycle bins, see page 353.
1 20" deep, 2 = 24" deep	8. Lock Option Doors: L = Lock hole drilled N = No lock drilling Pedestals with drawers always lock drilled	
V316 Top finish	9. Lock finish: B = Black S = Matte silver	
V316 Cabinet Finish		
M Metal Interior option		
G Grommet option		
111 Grommet finish		
T Pull option		
111 Pull finish		
L Lock option		
B Lock finish		

Classic Credenza, 34³/₈" h

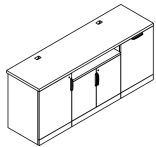
Preconfigured Service Height, Type D, Hinge Door Center

Wood interiors

description	w	d	h	pattern no.	Top/Case						
					L/L	V1/L	V2/L	V3/L	V1/V1	V2/V2	V3/V3
Classic Credenzas - Service Height, Type HDH; Hinge door / 28 ³ / ₈ "h Open/Hinge door Cabinet	78"	20"	34 ³ / ₈ "	RCSHHDH11 () () W () () () () ()	\$5,143.	\$5,820.	\$6,265.	\$7,744.	\$5,953.	\$6,765.	\$9,004.
	78"	24"	34 ³ / ₈ "	RCSHHDH12 () () W () () () () ()	5,704.	6,576.	7,163.	8,874.	6,730.	7,737.	10,327.
	84"	20"	34 ³ / ₈ "	RCSHHDH21 () () W () () () () ()	5,542.	6,237.	6,676.	8,168.	6,403.	7,279.	9,709.
	84"	24"	34 ³ / ₈ "	RCSHHDH22 () () W () () () () ()	6,144.	7,032.	7,610.	9,332.	7,241.	8,319.	11,125.



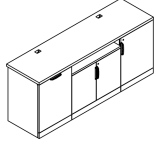
Classic Credenzas - Service Height, Type HDW; Hinge door / 28 ³ / ₈ "h Open/ Waste recycle Cabinet	78"	20"	34 ³ / ₈ "	RCSHHDW11 () () W () () () () ()	5,778.	6,251.	6,473.	7,380.	6,589.	7,401.	9,639.
	78"	24"	34 ³ / ₈ "	RCSHHDW12 () () W () () () () ()	6,339.	6,918.	7,213.	8,253.	7,364.	8,371.	10,962.
	84"	20"	34 ³ / ₈ "	RCSHHDW21 () () W () () () () ()	6,177.	6,668.	6,884.	7,804.	7,039.	7,915.	10,344.
	84"	24"	34 ³ / ₈ "	RCSHHDW22 () () W () () () () ()	6,779.	7,374.	7,660.	8,711.	7,875.	8,953.	11,760.



Order Code	Specification Information	Application Notes
Example: RCSHHDH11 () () W () () () ()	<i>To order please specify pattern number including:</i>	It is Not advisable to mix 28³/₈"h desk height products with 26¹/₂" standard height products.
R Reff	1. Top Finish: L, V1, V2, V3	Product on this page Excluding any vertical surface over 60", will accept wood grain laminate, where laminate is currently an option.
C Credenza	2. Cabinet Finish: L, V1, V2, V3	
SH Service height	3. Interior Option: W = Wood Interior	Keying instructions must accompany all orders, refer to page 325. Pedestals do not come with lock included. Key-alike are field installed using the Knoll Key order form. Each locking pedestal on this page counts for one lock core. File drawers do Not support bottom loading. File drawers include bars for front to back and side to side filing.
H LH position; Hinged door, or W=Waste Recycle pedestal	4. Grommet Option: N = No grommet G = Grommet	
D Center position; Hinge door	5. Grommet Finish: Painted or Plated	These products are key hole construction.
H LH position; Hinged door, or W = waste recycle cabinet 34 ³ / ₈ "h	6. Pull option: B = No pull, No drilling customer's own pull C = C-Pull (Nickel finish only) D = D-Pull (Painted, PT or PZ only) F = Bar (1 pull / Door set) H = Outline (1 pull / Door set) J = Routed J-pull R = Cylinder (1 pull / Door set) S = S-pull (Stainless steel only) T = Tab (1 pull / Door set)	
1 78" wide, 2 = 84" wide	7. Pull finish: Painted or plated	Upper top is 1 ¹ / ₂ " thick, with standard grommet locations. Lower top (3/4 height pedestal's top) is 1" thick, and comes in the same finish as the pedestal. The preconfigured credenzas come with two 6" wide pedestal fillers, in the same finish as the cabinets. Applied back ordered separately for finished back. Note: Full pedestal back will restrict ventilation. Pencil trays are not included. For further details on individual pedestals, refer to Application Notes; for Hinge door pedestal 34 ³ / ₈ "h, see page 114 for FF pedestals; 28 ³ / ₈ "h, see page 110. for Waste recycle pedestals; 34 ³ / ₈ "h, see page 114. for replacement waste recycle bins, see page 353.
1 20" deep, 2 = 24" deep		
V316 Top finish	8. Lock Option Doors: L = Lock hole drilled N = No lock drilling Pedestals with drawers always lock drilled	
V316 Cabinet Finish		
W Wood Interior option	9. Lock finish: B = Black S = Matte silver	
G Grommet option		
111 Grommet finish		
T Pull option		
111 Pull finish		
L Lock option		
B Lock finish		

Classic Credenza, 34³/₈" h
 Preconfigured Service Height, Type D, Hinge Door Center
 Wood interiors

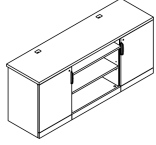
description	w	d	h	pattern no.	Top/Case						
					L/L	V1/L	V2/L	V3/L	V1/V1	V2/V2	V3/V3
Classic Credenzas - Service Height,	78"	20"	34 ³ / ₈ "	RCSHWDH11 () () W () () () () ()	\$5,778.	\$6,251.	\$6,473.	\$7,380.	\$6,589.	\$7,401.	\$9,639.
Type WDH; Waste recycle / 28 ³ / ₈ "h Open/ Hinge	78"	24"	34 ³ / ₈ "	RCSHWDH12 () () W () () () () ()	6,339.	6,918.	7,213.	8,253.	7,364.	8,371.	10,962.
door Cabinet	84"	20"	34 ³ / ₈ "	RCSHWDH21 () () W () () () () ()	6,177.	6,668.	6,884.	7,804.	7,039.	7,915.	10,344.
	84"	24"	34 ³ / ₈ "	RCSHWDH22 () () W () () () () ()	6,779.	7,374.	7,660.	8,711.	7,875.	8,953.	11,760.



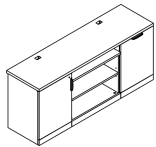
Order Code	Specification Information	Application Notes
Example: RCSHDDH11 () () W () () () ()	<i>To order please specify pattern number including:</i>	It is Not advisable to mix 28³/₈"h desk height products with 26¹/₂" standard height products.
R Reff	1. Top Finish: L, V1, V2, V3	Product on this page Excluding any vertical surface over 60", will accept wood grain laminate, where laminate is currently an option.
C Credenza	2. Cabinet Finish: L, V1, V2, V3	
SH Service height	3. Interior Option: W = Wood Interior	Keying instructions must accompany all orders, refer to page 325. Pedestals do not come with lock included. Key-alike are field installed using the Knoll Key order form. Each locking pedestal on this page counts for one lock core. File drawers do Not support bottom loading. File drawers include bars for front to back and side to side filing.
H LH position; Hinged door, or W=Waste Recycle pedestal	4. Grommet Option: N = No grommet G = Grommet	
D Center position; Hinge door	5. Grommet Finish: Painted or Plated	These products are key hole construction.
H LH position; Hinged door, or W = waste recycle cabinet 34 ³ / ₈ "h	6. Pull option: B = No pull, No drilling customer's own pull C = C-Pull (Nickel finish only) D = D-Pull (Painted, PT or PZ only) F = Bar (1 pull / Door set) H = Outline (1 pull / Door set) J = Routed J-pull R = Cylinder (1 pull / Door set) S = S-pull (Stainless steel only) T = Tab (1 pull / Door set)	
1 78" wide, 2 = 84" wide	7. Pull finish: Painted or plated	Upper top is 1 1/2" thick, with standard grommet locations. Lower top (3/4 height pedestal's top) is 1" thick, and comes in the same finish as the pedestal. The preconfigured credenzas come with two 6" wide pedestal fillers, in the same finish as the cabinets. Applied back ordered separately for finished back. Note: Full pedestal back will restrict ventilation. Pencil trays are not included. For further details on individual pedestals, refer to Application Notes; for Hinge door pedestal 34 ³ / ₈ "h, see page 114 for FF pedestals; 28 ³ / ₈ "h, see page 110. for Waste recycle pedestals; 34 ³ / ₈ "h, see page 114. for replacement waste recycle bins, see page 353.
1 20" deep, 2 = 24" deep	8. Lock Option Doors: L = Lock hole drilled N = No lock drilling Pedestals with drawers always lock drilled	
V316 Top finish	9. Lock finish: B = Black S = Matte silver	
V316 Cabinet Finish		
W Wood Interior option		
G Grommet option		
111 Grommet finish		
T Pull option		
111 Pull finish		
L Lock option		
B Lock finish		

Classic Credenza, 34³/₈" h
 Preconfigured Service Height, Type E, Open Center
 Metal interiors

description	w	d	h	pattern no.	Top/Case	V1/L	V2/L	V3/L	V1/V1	V2/V2	V3/V3
					L/L						
Classic Credenzas - Service Height, Type HEH; Hinge door / 28 ³ / ₈ "h Open/Hinge door Cabinet	78"	20"	34 ³ / ₈ "	RCSHHEH11()	\$4,646.	\$5,313.	\$5,768.	\$7,247.	\$5,483.	\$6,100.	\$8,106.
	78"	24"	34 ³ / ₈ "	RCSHHEH12()	5,176.	6,037.	6,635.	8,346.	6,238.	7,033.	9,375.
	84"	20"	34 ³ / ₈ "	RCSHHEH21()	4,940.	5,623.	6,074.	7,566.	5,829.	6,485.	8,635.
	84"	24"	34 ³ / ₈ "	RCSHHEH22()	5,505.	6,380.	6,971.	8,693.	6,633.	7,473.	9,982.



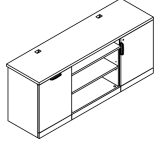
Classic Credenzas - Service Height, Type HEW; Hinge door / 28 ³ / ₈ "h Open/ Waste recycle Cabinet	78"	20"	34 ³ / ₈ "	RCSHHEW11()	5,281.	5,744.	5,976.	6,883.	6,131.	6,736.	8,741.
	78"	24"	34 ³ / ₈ "	RCSHHEW12()	5,811.	6,379.	6,685.	7,725.	6,885.	7,667.	10,010.
	84"	20"	34 ³ / ₈ "	RCSHHEW21()	5,575.	6,054.	6,282.	7,202.	6,478.	7,121.	9,270.
	84"	24"	34 ³ / ₈ "	RCSHHEW22()	6,140.	6,722.	7,021.	8,072.	7,280.	8,107.	10,617.



Order Code	Specification Information	Application Notes
Example: RCSHHEH11 ()(M)()()()()	<i>To order please specify pattern number including:</i>	It is Not advisable to mix 28³/₈"h desk height products with 26¹/₂" standard height products.
R	Reff	Product on this page Excluding any vertical surface over 60", will accept wood grain laminate, where laminate is currently an option.
C	Credenza	
SH	Service height	Keying instructions must accompany all orders, refer to page 325. Pedestals do not come with lock included. Key-alike are field installed using the Knoll Key order form. Each locking pedestal on this page counts for one lock core. File drawers do Not support bottom loading. File drawers include bars for front to back and side to side filing.
H	LH position: Hinged door, or W=Waste Recycle Cabinet	
E	Center position: Open Cabinet	These products are key hole construction.
H	LH position: Hinged door, or W = Waste Recycle Cabinet	
1	78" wide, 2 = 84" wide	Upper top is 1 ¹ / ₂ " thick, with standard grommet locations. Lower top (3/4 height pedestal's top) is 1" thick, and comes in the same finish as the pedestal. The preconfigured credenzas come with two 6" wide pedestal fillers, in the same finish as the cabinets. Applied back ordered separately for finished back. Note: Full pedestal back will restrict ventilation. Pencil trays are not included. For further details on individual pedestals, refer to Application Notes; for Hinge door pedestal 34 ³ / ₈ "h, see page 114 for Open pedestals; 28 ³ / ₈ "h, see page 109. for Waste recycle pedestals; 34 ³ / ₈ "h, see page 114. for replacement waste recycle bins, see page 353.
1	20" deep, 2 = 24" deep	
V316	Top finish	
V316	Cabinet Finish	
M	Metal Interior option	
G	Grommet option	
111	Grommet finish	
T	Pull option	
111	Pull finish	
L	Lock option	
B	Lock finish	
	1. Top Finish: L, V1, V2, V3	
	2. Cabinet Finish: L, V1, V2, V3	
	3. Interior Option: M = Metal Interior	
	4. Grommet Option: N = No grommet G = Grommet	
	5. Grommet Finish: Painted or Plated	
	6. Pull option: B = No pull, No drilling customer's own pull C = C-Pull (Nickel finish only) D = D-Pull (Painted, PT or PZ only) F = Bar (1 pull/ Door set) H = Outline (1 pull / Door set) J = Routed J-pull R = Cylinder (1 pull / Door set) S = S-pull (Stainless steel only) T = Tab (1 pull / Door set)	
	7. Pull finish: Painted or plated	
	8. Lock Option Doors: L = Lock hole drilled N = No lock drilling Pedestals with drawers always lock drilled	
	9. Lock finish: B = Black S = Matte silver	

Classic Credenza, 34^{3/8}" h
 Preconfigured Service Height, Type E, Open Center
 Metal interiors

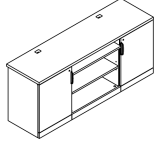
description	w	d	h	pattern no.	Top/Case						
					L/L	V1/L	V2/L	V3/L	V1/V1	V2/V2	V3/V3
Classic Credenzas - Service Height,	78"	20"	34 ^{3/8} "	RCSHWEH11 () (M) () () () ()	\$5,281.	\$5,744.	\$5,976.	\$6,883.	\$6,131.	\$6,736.	\$8,741.
Type WEH; Waste recycle / 28 ^{3/8} "h Open/ Hinge	78"	24"	34 ^{3/8} "	RCSHWEH12 () (M) () () () ()	5,811.	6,379.	6,685.	7,225.	6,885.	7,667.	10,010.
door Cabinet	84"	20"	34 ^{3/8} "	RCSHWEH21 () (M) () () () ()	5,575.	6,054.	6,282.	7,202.	6,478.	7,121.	9,270.
	84"	24"	34 ^{3/8} "	RCSHWEH22 () (M) () () () ()	6,140.	6,722.	7,021.	8,072.	7,280.	8,107.	10,617.



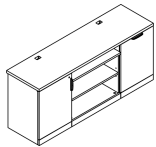
Order Code	Specification Information	Application Notes
Example: RCSHHEH11 () (M) () () () ()	<i>To order please specify pattern number including:</i>	It is Not advisable to mix 28^{3/8}"h desk height products with 26^{1/2}" standard height products.
R Reff	1. Top Finish: L, V1, V2, V3	Product on this page Excluding any vertical surface over 60", will accept wood grain laminate, where laminate is currently an option.
C Credenza	2. Cabinet Finish: L, V1, V2, V3	
SH Service height	3. Interior Option: M = Metal Interior	Keying instructions must accompany all orders, refer to page 325. Pedestals do not come with lock included. Key-alike are field installed using the Knoll Key order form. Each locking pedestal on this page counts for one lock core. File drawers do Not support bottom loading. File drawers include bars for front to back and side to side filing.
H LH position: Hinged door, or W=Waste Recycle Cabinet	4. Grommet Option: N = No grommet G = Grommet	
E Center position: Open Cabinet	5. Grommet Finish: Painted or Plated	These products are key hole construction.
H LH position: Hinged door, or W = Waste Recycle Cabinet	6. Pull option: B = No pull, No drilling customer's own pull C = C-Pull (Nickel finish only) D = D-Pull (Painted, PT or PZ only) F = Bar (1 pull/ Door set) H = Outline (1 pull / Door set) J = Routed J-pull R = Cylinder (1 pull / Door set) S = S-pull (Stainless steel only) T = Tab (1 pull / Door set)	
1 78" wide, 2 = 84" wide	7. Pull finish: Painted or plated	Upper top is 1 1/2" thick, with standard grommet locations. Lower top (3/4 height pedestal's top) is 1" thick, and comes in the same finish as the pedestal. The preconfigured credenzas come with two 6" wide pedestal fillers, in the same finish as the cabinets. Applied back ordered separately for finished back. Note: Full pedestal back will restrict ventilation. Pencil trays are not included. For further details on individual pedestals, refer to Application Notes; for Hinge door pedestal 34 ^{3/8} "h, see page 114 for Open pedestals; 28 ^{3/8} "h, see page 109. for Waste recycle pedestals; 34 ^{3/8} "h, see page 114. for replacement waste recycle bins, see page 353.
1 20" deep, 2 = 24" deep	8. Lock Option Doors: L = Lock hole drilled N = No lock drilling Pedestals with drawers always lock drilled	
V316 Top finish	9. Lock finish: B = Black S = Matte silver	
V316 Cabinet Finish		
M Metal Interior option		
G Grommet option		
111 Grommet finish		
T Pull option		
111 Pull finish		
L Lock option		
B Lock finish		

Classic Credenza, 34³/₈" h
 Preconfigured Service Height, Type E, Open Center
 Wood interiors

description	w	d	h	pattern no.	Top/Case											
					L/L	V1/L	V2/L	V3/L	V1/V1	V2/V2	V3/V3					
Classic Credenzas - Service Height, Type HEH; Hinge door / 28 ³ / ₈ "h Open/Hinge door Cabinet	78"	20"	34 ³ / ₈ "	RCSHHEH11()	()	()	()	()	()	\$4,744.	\$5,413.	\$5,866.	\$7,345.	\$5,486.	\$6,227.	\$8,277.
	78"	24"	34 ³ / ₈ "	RCSHHEH12()	()	()	()	()	()	5,272.	6,135.	6,731.	8,442.	6,227.	7,163.	9,548.
	84"	20"	34 ³ / ₈ "	RCSHHEH21()	()	()	()	()	()	5,035.	5,720.	6,169.	7,661.	5,827.	6,613.	8,813.
	84"	24"	34 ³ / ₈ "	RCSHHEH22()	()	()	()	()	()	5,600.	6,477.	7,066.	8,788.	6,607.	7,596.	10,150.



Classic Credenzas - Service Height, Type HEW; Hinge door / 28 ³ / ₈ "h Open/ Waste recycle Cabinet	78"	20"	34 ³ / ₈ "	RCSHHEW11()	()	()	()	()	()	5,379.	5,844.	6,074.	6,981.	6,122.	6,863.	8,912.
	78"	24"	34 ³ / ₈ "	RCSHHEW12()	()	()	()	()	()	5,907.	6,477.	6,781.	7,821.	6,861.	7,797.	10,183.
	84"	20"	34 ³ / ₈ "	RCSHHEW21()	()	()	()	()	()	5,670.	6,151.	6,377.	7,297.	6,463.	7,249.	9,448.
	84"	24"	34 ³ / ₈ "	RCSHHEW22()	()	()	()	()	()	6,235.	6,819.	7,116.	8,167.	7,241.	8,230.	10,785.



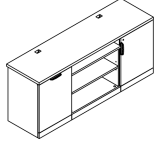
Order Code	Specification Information	Application Notes
Example: RCSHHEH11 () () W () () () ()	<i>To order please specify pattern number including:</i>	It is Not advisable to mix 28³/₈"h desk height products with 26¹/₂" standard height products.
R	Reff	Upper top is 1 1/2" thick, with standard grommet locations.
C	Credenza	Lower top (3/4 height pedestal's top) is 1" thick, and comes in the same finish as the pedestal.
SH	Service height	The preconfigured credenzas come with two 6" wide pedestal fillers, in the same finish as the cabinets.
H	LH position: Hinged door, or W=Waste Recycle Cabinet	Applied back ordered separately for finished back.
E	Center position: Open Cabinet	Note: Full pedestal back will restrict ventilation.
H	LH position: Hinged door, or W = Waste Recycle Cabinet	Pencil trays are not included.
1	78" wide, 2 = 84" wide	For further details on individual pedestals, refer to Application Notes;
1	20" deep, 2 = 24" deep	for Hinge door pedestal 34 ³ / ₈ "h, see page 114
V316	Top finish	for Open pedestals; 28 ³ / ₈ "h, see page 109.
V316	Cabinet Finish	for Waste recycle pedestals; 34 ³ / ₈ "h, see page 114.
W	Wood Interior option	for replacement waste recycle bins, see page 353.
G	Grommet option	
111	Grommet finish	
T	Pull option	
111	Pull finish	
L	Lock option	
B	Lock finish	
	1. Top Finish: L, V1, V2, V3	Product on this page Excluding any vertical surface over 60", will accept wood grain laminate, where laminate is currently an option.
	2. Cabinet Finish: L, V1, V2, V3	
	3. Interior Option: W = Wood Interior	
	4. Grommet Option: N = No grommet G = Grommet	
	5. Grommet Finish: Painted or Plated	
	6. Pull option: B = No pull, No drilling customer's own pull C = C-Pull (Nickel finish only) D = D-Pull (Painted, PT or PZ only) F = Bar (1 pull/ Door set) H = Outline (1 pull / Door set) J = Routed J-pull R = Cylinder (1 pull / Door set) S = S-pull (Stainless steel only) T = Tab (1 pull / Door set)	Keying instructions must accompany all orders, refer to page 325. Pedestals do not come with lock included. Key-alike are field installed using the Knoll Key order form. Each locking pedestal on this page counts for one lock core. File drawers do Not support bottom loading. File drawers include bars for front to back and side to side filing.
	7. Pull finish: Painted or plated	These products are key hole construction.
	8. Lock Option Doors: L = Lock hole drilled N = No lock drilling Pedestals with drawers always lock drilled	
	9. Lock finish: B = Black S = Matte silver	

Classic Credenza, 34³/₈" h

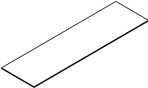
Preconfigured Service Height, Type E, Open Center

Wood interiors

description	w	d	h	pattern no.	Top/Case						
					L/L	V1/L	V2/L	V3/L	V1/V1	V2/V2	V3/V3
Classic Credenzas - Service Height,	78"	20"	34 ³ / ₈ "	RCSHWEH11 ()() W ()()()()	\$5,379.	\$5,844.	\$6,074.	\$6,981.	\$6,122.	\$6,863.	\$8,912.
Type WEH; Waste recycle / 28 ³ / ₈ "h Open/ Hinge	78"	24"	34 ³ / ₈ "	RCSHWEH12 ()() W ()()()()	5,907.	6,477.	6,781.	7,821.	6,861.	7,797.	10,183.
door Cabinet	84"	20"	34 ³ / ₈ "	RCSHWEH21 ()() W ()()()()	5,670.	6,151.	6,377.	7,297.	6,463.	7,249.	9,448.
	84"	24"	34 ³ / ₈ "	RCSHWEH22 ()() W ()()()()	6,235.	6,819.	7,116.	8,167.	7,241.	8,230.	10,785.



Order Code	Specification Information	Application Notes
Example: RCSHHEH11 ()() W ()()()()	<i>To order please specify pattern number including:</i>	It is Not advisable to mix 28³/₈"h desk height products with 26¹/₂" standard height products.
R	Reff	Product on this page Excluding any vertical surface over 60", will accept wood grain laminate, where laminate is currently an option.
C	Credenza	
SH	Service height	Keying instructions must accompany all orders, refer to page 325. Pedestals do not come with lock included. Key-alike are field installed using the Knoll Key order form. Each locking pedestal on this page counts for one lock core. File drawers do Not support bottom loading. File drawers include bars for front to back and side to side filing.
H	LH position: Hinged door, or W=Waste Recycle Cabinet	
E	Center position: Open Cabinet	These products are key hole construction.
H	LH position: Hinged door, or W = Waste Recycle Cabinet	
1	78" wide, 2 = 84" wide	Upper top is 1 1/2" thick, with standard grommet locations. Lower top (3/4 height pedestal's top) is 1" thick, and comes in the same finish as the pedestal. The preconfigured credenzas come with two 6" wide pedestal fillers, in the same finish as the cabinets. Applied back ordered separately for finished back. Note: Full pedestal back will restrict ventilation. Pencil trays are not included. For further details on individual pedestals, refer to Application Notes; for Hinge door pedestal 34 ³ / ₈ "h, see page 114 for Open pedestals; 28 ³ / ₈ "h, see page 109. for Waste recycle pedestals; 34 ³ / ₈ "h, see page 114. for replacement waste recycle bins, see page 353.
1	20" deep, 2 = 24" deep	
V316	Top finish	
V316	Cabinet Finish	
W	Wood Interior option	
G	Grommet option	
111	Grommet finish	
T	Pull option	
111	Pull finish	
L	Lock option	
B	Lock finish	
	1. Top Finish: L, V1, V2, V3	
	2. Cabinet Finish: L, V1, V2, V3	
	3. Interior Option: W = Wood Interior	
	4. Grommet Option: N = No grommet G = Grommet	
	5. Grommet Finish: Painted or Plated	
	6. Pull option: B = No pull, No drilling customer's own pull C = C-Pull (Nickel finish only) D = D-Pull (Painted, PT or PZ only) F = Bar (1 pull/ Door set) H = Outline (1 pull / Door set) J = Routed J-pull R = Cylinder (1 pull / Door set) S = S-pull (Stainless steel only) T = Tab (1 pull / Door set)	
	7. Pull finish: Painted or plated	
	8. Lock Option Doors: L = Lock hole drilled N = No lock drilling Pedestals with drawers always lock drilled	
	9. Lock finish: B = Black S = Matte silver	

description	w	d	h	pattern no.	list
Classic Credenza Glass Accent Top 	78"	20"	1/2"	RCGT781()	\$1,250.
	78"	24"	1/2"	RCGT782()	1,462.
	84"	20"	1/2"	RCGT841()	1,340.
	84"	24"	1/2"	RCGT842()	1,566.

Order Code

Example:	RCGT781 ()
R	Reff
C	Credenza
GT	Glass Accent Top
78	78" wide, 84 = 84" wide
1	20" deep, 2 = 24" deep
GL85	Glass Finish

Specification Information

To order please specify pattern number including:

- Glass finish: GL35, GL45, or GL85
 GL35 = Grey colored glass
 GL45 = Star back painted White
 *(\$903 upcharge applicable for GL45)
 GL85 = Star Clear colored glass

Application Notes

Grommets and cut outs are not optional for the glass accent tops.

Credenza glass tops on this page are supplied with anti skid bumpers.

Task Panels

Planning Guidelines and Specifications

Task Panels

The high performance Task Panel is designed to augment the utility of the zone immediately above the credenza in a Private Office setting, by offering tool rail capability and cable management features in addition to tackable and decorative inserts. All Task Panels have a cable curtain along the full length of the bottom edge which, when used in conjunction with notched back credenza tops, provides access to in-wall power sources and for cable concealment. See figure on following page for cable management details. The optional tool rail is designed to accept slatwall accessories and the Reff Profiles Task Panel Shelf. Slatwall accessories are available from KnollExtra. Insert panels may be conveniently removed, exposing a $\frac{7}{8}$ " wire clearance space which allows cable drops at any point along the entire width of the Task Panel. Check local electrical codes for suitability.

Task Panels are configured in eight heights (H1 – H8) to correspond to their application. See application diagrams on the following pages. H1 and H2 are designed for focused work applications whereas H3 through H8 are designed for collaborative or team work applications.

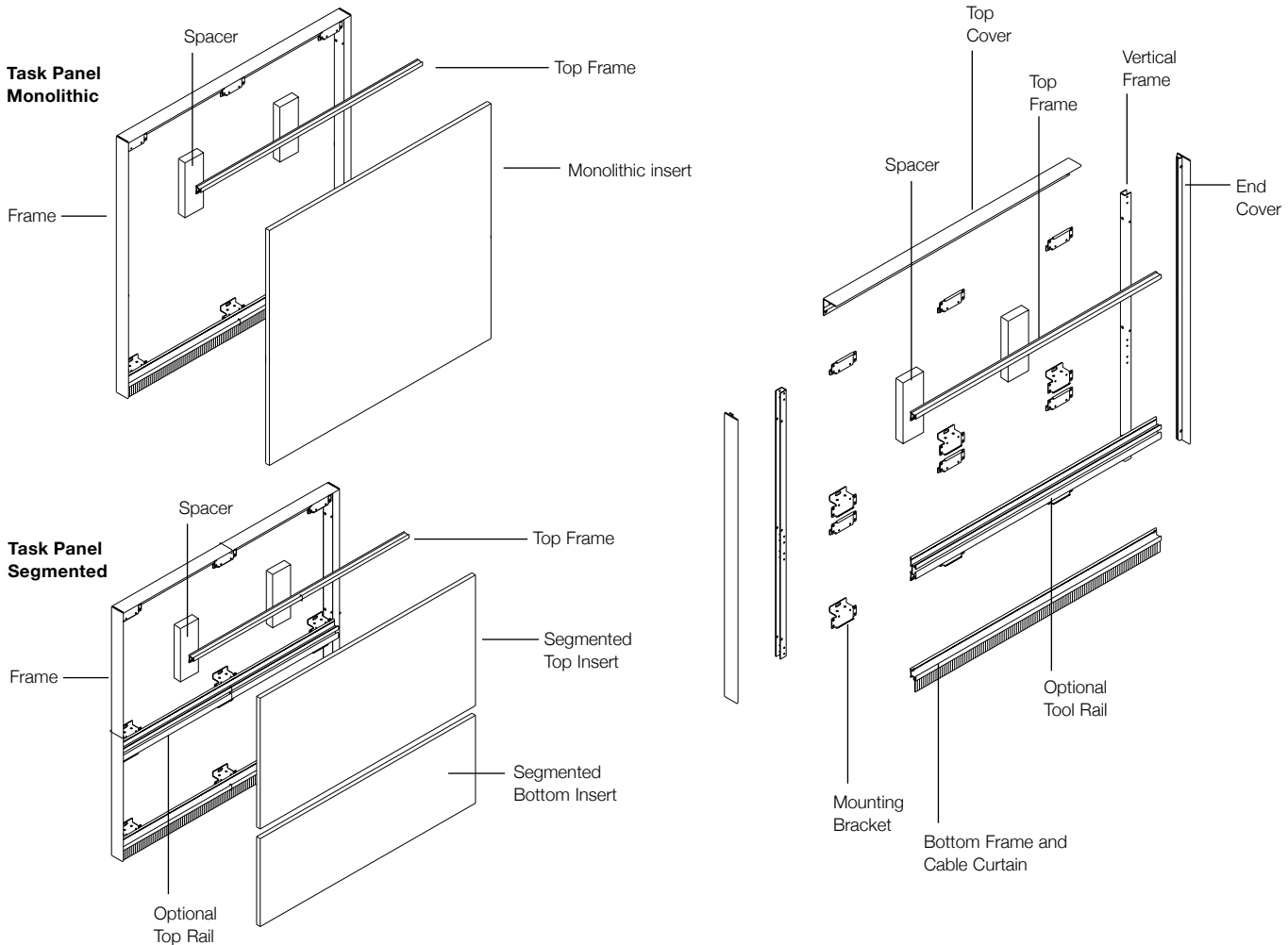
Construction

The Task Panel consists of a framework and optional tool rail, with decorative trims and a variety of functional and decorative inserts. See figures below for breakdown of components. Bottom right; The frame assembly consists of two vertical members, a bottom and top frame member and an optional tool rail. These are connected together and supported by mounting brackets. Edges have decorative trims; a top cover and two end covers.

Connected to the bottom frame member is a nylon brush which forms the cable curtain. Frames are clad with either one or two inserts depending upon the use of the tool rail. Bottom left (upper); single monolithic insert with spacers. Bottom left (lower); top segmented insert and bottom segmented insert and spacers.

Task Panels are shipped with frame and trim components, cable curtain and hardware in one container and inserts and spacers in a separate container.

The unit is field-assembled; fastened together using brackets and screws in pre-punched holes. See part #6TP00085 for assembly and installations instructions.



Task Panels

Planning Guidelines and Specifications

Specification Options

Task Panels are offered in widths from 30" to 96" in 6" increments; and in eight application heights, H1 to H8. Overall thickness of the Task Panel is 1 1/2".

Task Panels are available in two basic configurations; monolithic (with a single insert) and segmented (with two inserts divided by the horizontal tool rail). See diagrams, previous page, for description.

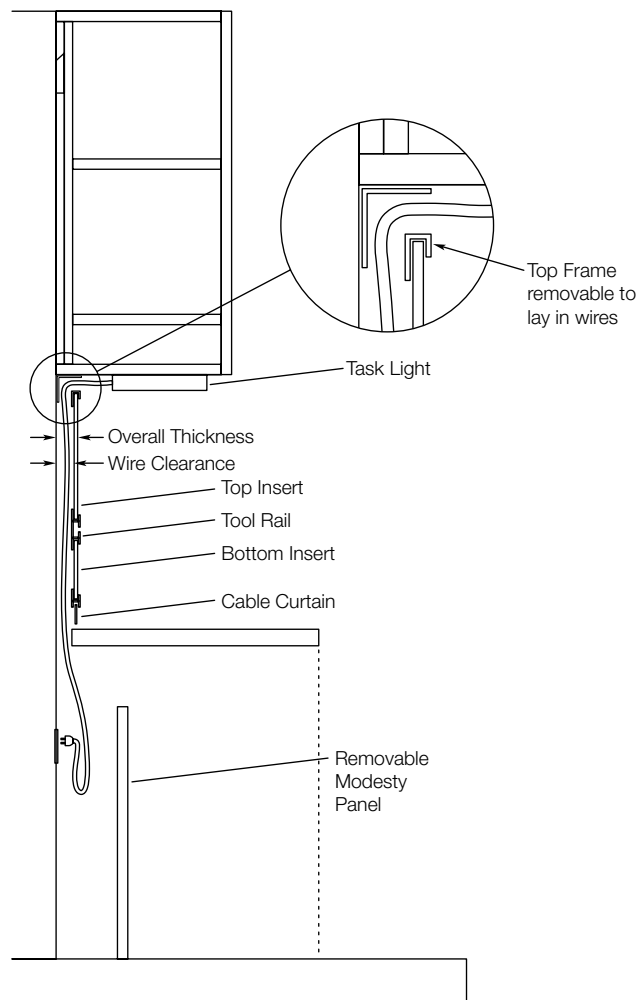
The Task Panel cover trims and optional tool rail are offered in three anodized metallic finishes; Black (AN), Polished (AP) and Satin (AU) as well as all core paint colors. Refer to Reff Profiles finish options page for more information.

Task Panel inserts are available in a variety of finishes including fabric (tackable), Forbo™ (tackable linoleum), laminate, veneer, glass and marker board.

Note that segmented Task Panels with fabric lower inserts are available up to 72" wide.

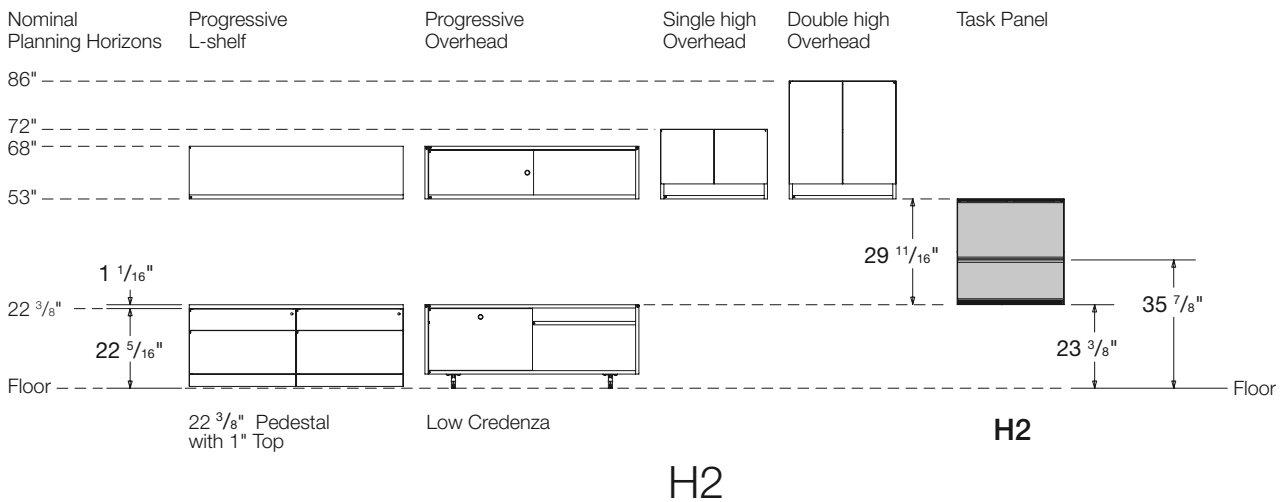
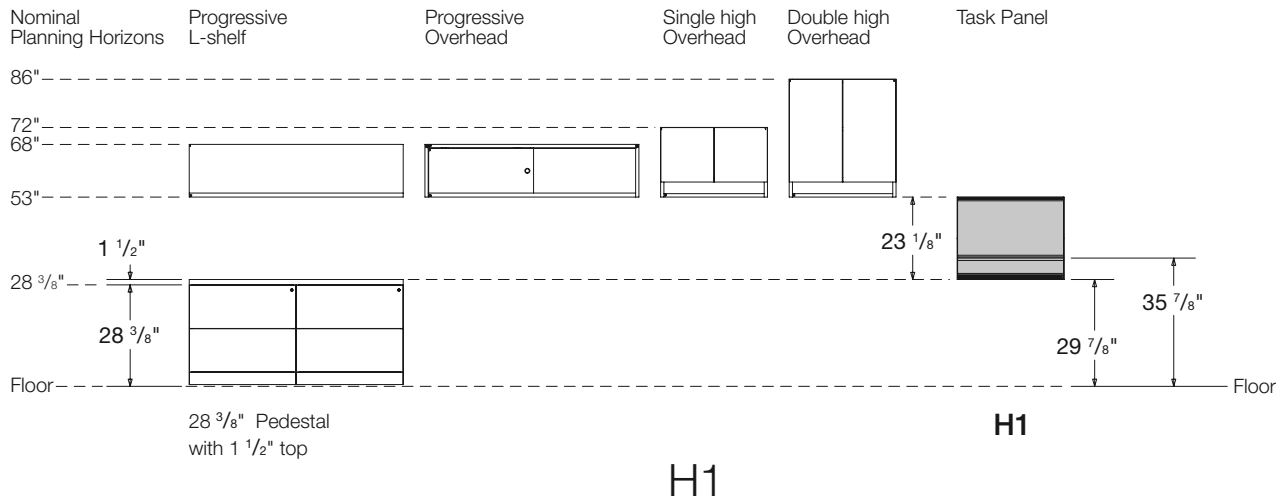
Planning Notes

1. H1, H3, H5 and H7 Task Panels are intended for use with 1 1/2" thick credenza tops. H2, H4, H6 and H8 Task Panels are intended for use with 1" credenza tops.
2. Fabric is applied to inserts railroad style only
3. Forbo™ is available on lower segmented inserts only
4. Grain direction for veneer inserts is vertical
5. Glass is not available for lower segmented inserts.



Task Panels

Planning Guidelines and Specifications

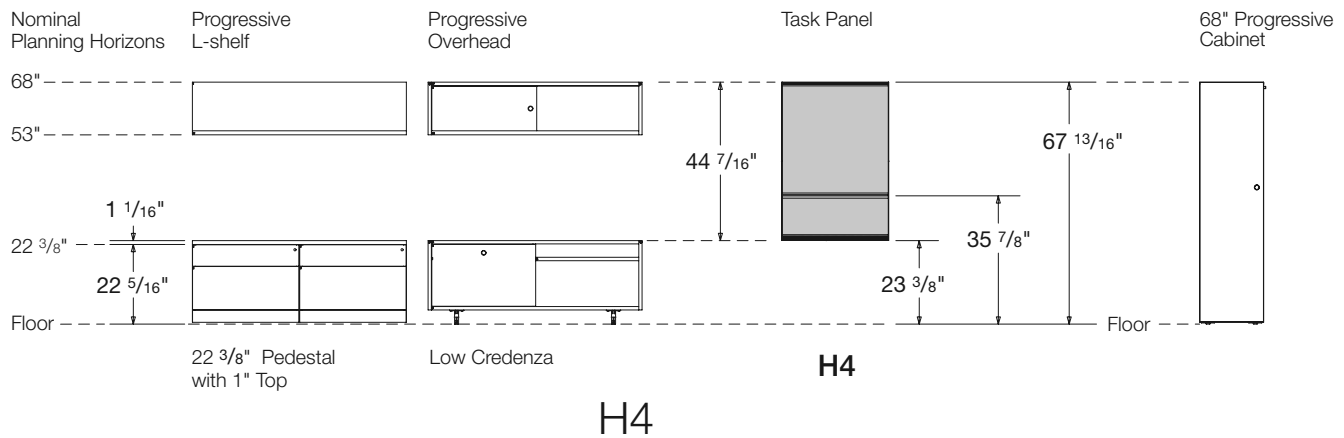
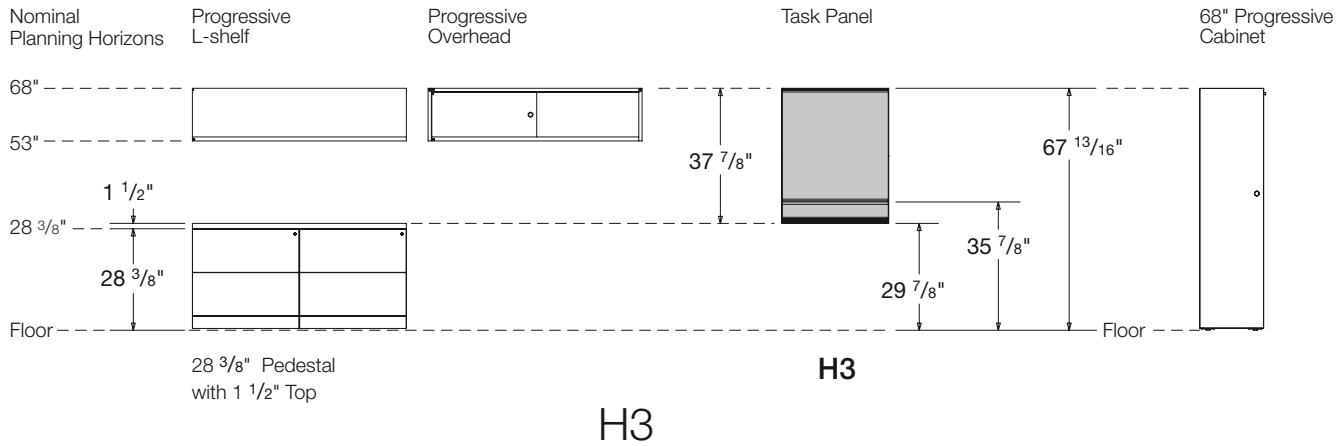


Notes

- Planning horizons are nominal. Dimensions are actual.
- Images displayed to the left of the Task Panel are examples only and do not represent the complete scope of products available.
- Task Panels available in monolithic and segmented; segmented shown
- H1 Task Panel is intended for use with 1 1/2" thick tops.
- H2 Task Panel is intended for use with 1" thick credenza tops.

Task Panels

Planning Guidelines and Specifications

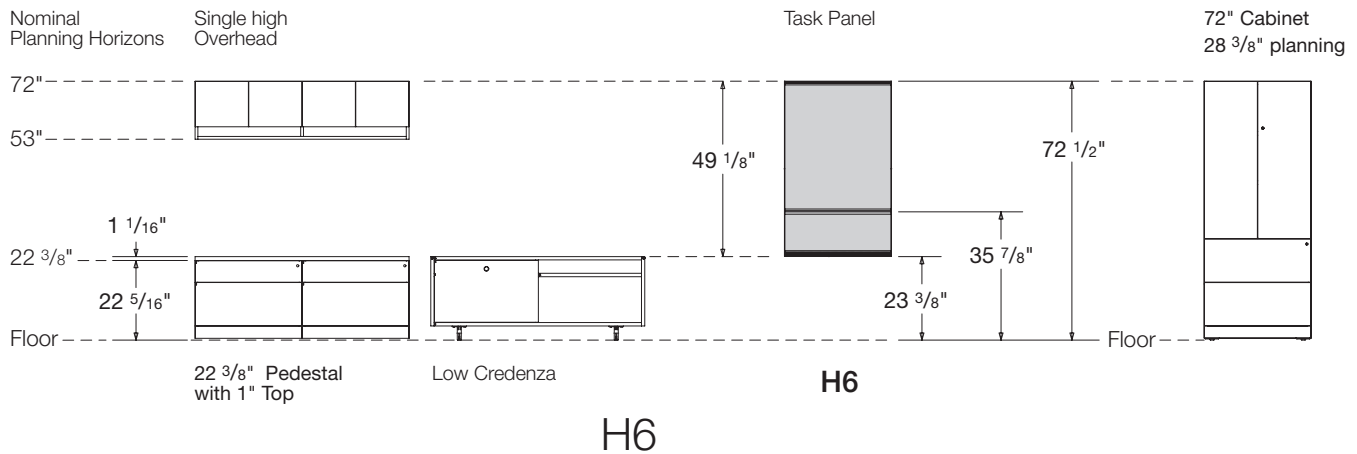
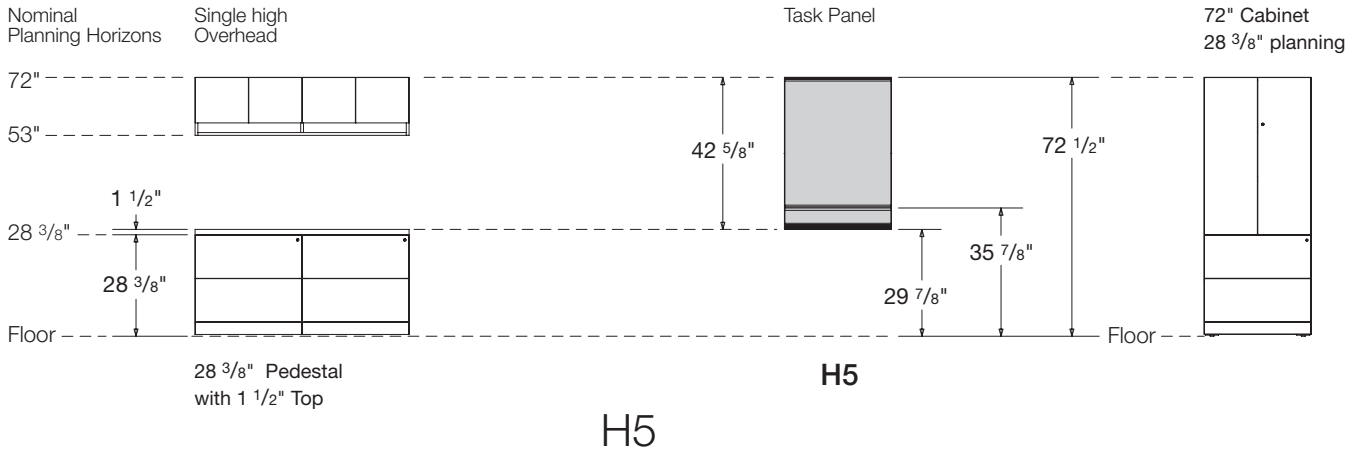


Notes

- Planning horizons are nominal. Dimensions are actual.
- Images displayed to the left and right of the Task Panel are examples only and do not represent the complete scope of products available.
- Task Panels available in monolithic and segmented; segmented shown
- H3 Task Panel is intended for use with 1 1/2" thick tops.
- H4 Task Panel is intended for use with 1" thick credenza tops.

Task Panels

Planning Guidelines and Specifications

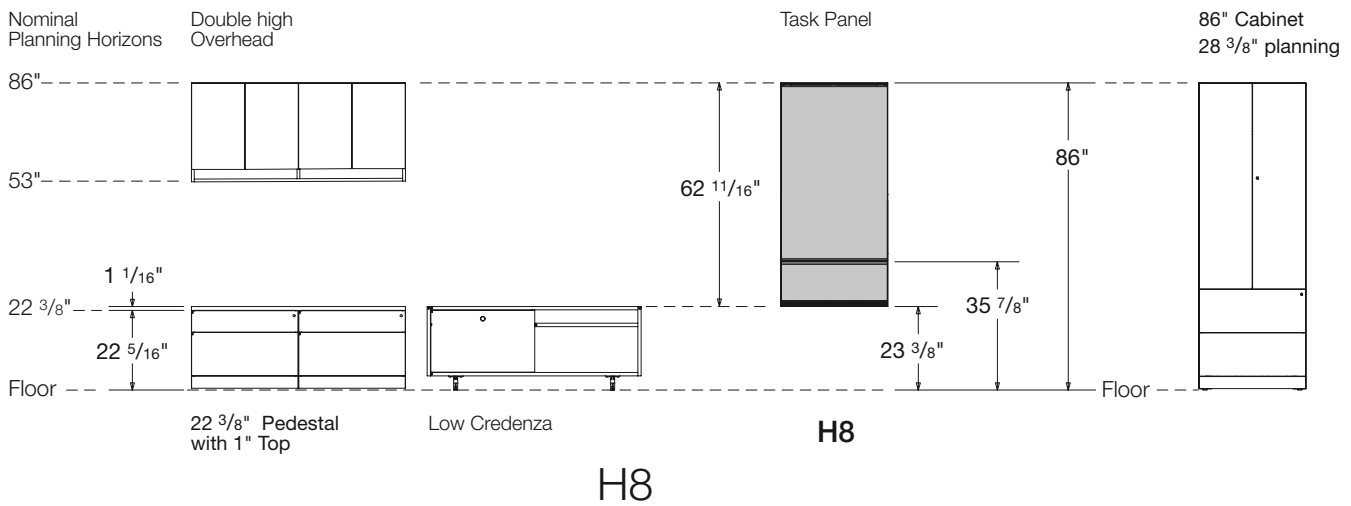
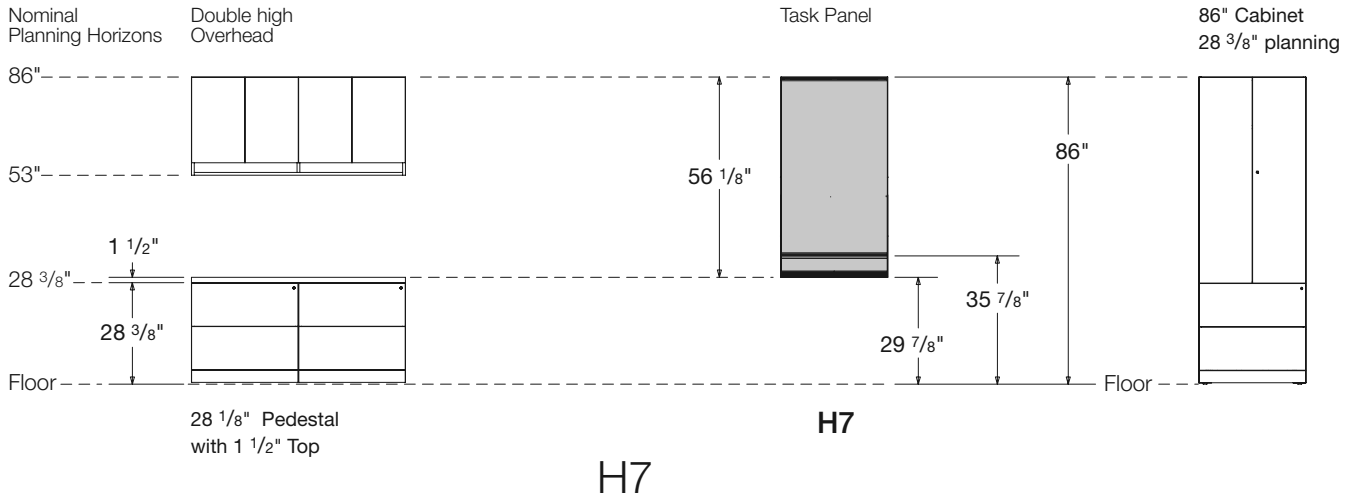


Notes

- Planning horizons are nominal. Dimensions are actual.
- Images displayed to the left and right of the Task Panel are examples only and do not represent the complete scope of products available.
- Task Panels available in monolithic and segmented; segmented shown
- H5 Task Panel is intended for use with 1 1/2" thick tops.
- H6 Task Panel is intended for use with 1" thick credenza tops.

Task Panels


Planning Guidelines and Specifications



Notes

- Planning horizons are nominal. Dimensions are actual.
- Images displayed to the left and right of the Task Panel are examples only and do not represent the complete scope of products available.
- Task Panels available in monolithic and segmented; segmented shown
- H7 Task Panel is intended for use with 1 1/2" thick tops.
- H8 Task Panel is intended for use with 1" thick credenza tops.

Task Panels
H1 23 1/8" high
Monolithic, Without Tool rail
Fabric

description	th	w	y	pattern no.	grade								
					10	15	20	30	35	40	45	50	55
Task Panel, mono	1 1/2"	30"	0.9	RTPNM30H1	\$772.	\$787.	\$803.	\$817.	\$842.	\$858.	\$878.	\$909.	\$952.
Without tool rail	1 1/2"	36"	1.1	RTPNM36H1	829.	848.	867.	887.	913.	931.	951.	980.	1,019.
	1 1/2"	42"	1.3	RTPNM42H1	1,086.	1,109.	1,132.	1,155.	1,190.	1,211.	1,238.	1,253.	1,269.
	1 1/2"	48"	1.4	RTPNM48H1	1,099.	1,124.	1,150.	1,174.	1,210.	1,230.	1,259.	1,275.	1,291.
	1 1/2"	54"	1.6	RTPNM54H1	1,118.	1,146.	1,174.	1,203.	1,239.	1,262.	1,289.	1,304.	1,321.
	1 1/2"	60"	1.8	RTPNM60H1	1,185.	1,216.	1,248.	1,279.	1,318.	1,341.	1,372.	1,483.	1,674.
	1 1/2"	66"	1.9	RTPNM66H1	1,433.	1,467.	1,500.	1,534.	1,580.	1,607.	1,644.	1,671.	1,688.
	1 1/2"	72"	2.1	RTPNM72H1	1,454.	1,491.	1,529.	1,566.	1,612.	1,641.	1,679.	1,716.	1,754.
	1 1/2"	78"	2.3	RTPNM78H1	1,635.	1,675.	1,715.	1,756.	1,809.	1,841.	1,881.	1,908.	1,921.
	1 1/2"	84"	2.4	RTPNM84H1	1,644.	1,687.	1,730.	1,772.	1,825.	1,857.	1,900.	1,934.	1,960.
	1 1/2"	90"	2.6	RTPNM90H1	1,711.	1,757.	1,804.	1,850.	1,905.	1,939.	1,982.	2,024.	2,064.
	1 1/2"	96"	2.8	RTPNM96H1	1,732.	1,782.	1,830.	1,880.	1,938.	1,970.	2,016.	2,068.	2,127.

Order Code	Specification Information	Application Notes
Example: RTPNM30H1 () ()	To order please specify pattern number including;	It is Not advisable to mix 28 3/8" h desk height products with 26 1/2" standard height products.
R Reff	1. Trim Finish: Painted or Anodized	H1 Height: Underside of overhead to top 1 1/2" thick desk height worksurface.
TP Task Panel	2. Insert Finish: Fabric	Always supplied including cable curtain.
N No tool rail		Always supplied including all trim pieces.
M Monolithic		All trims supplied with the same finish specification.
30 Width		LH & RH side full height trims. (no hi-lo trims)
H1 23 1/8" high		
111 Trim finish		
W281 Fabric selection		


Y = Yardage required

Task Panels

H1 23 1/8" high

Monolithic, Without Tool rail

Wood, Laminate, Marker board or Glass Inserts

description	th	w	pattern no.	glass	LW	L	V1	V2	V3
Task Panel, mono Without tool rail 	1 1/2"	30"	RTPNM30H1	\$1,031.	\$829.	\$805.	\$926.	\$992.	\$1,143.
	1 1/2"	36"	RTPNM36H1	1,154.	879.	852.	977.	1,051.	1,229.
	1 1/2"	42"	RTPNM42H1	1,408.	1,080.	1,046.	1,178.	1,258.	1,464.
	1 1/2"	48"	RTPNM48H1	1,507.	1,093.	1,059.	1,194.	1,280.	1,517.
	1 1/2"	54"	RTPNM54H1	1,591.	1,102.	1,067.	1,203.	1,301.	1,566.
	1 1/2"	60"	RTPNM60H1	1,721.	1,161.	1,122.	1,262.	1,370.	1,663.
	1 1/2"	66"	RTPNM66H1	2,045.	1,442.	1,397.	1,543.	1,666.	1,991.
	1 1/2"	72"	RTPNM72H1	2,129.	1,454.	1,407.	1,557.	1,694.	2,054.
	1 1/2"	78"	RTPNM78H1	2,375.	1,628.	1,575.	1,730.	1,869.	2,251.
	1 1/2"	84"	RTPNM84H1	2,460.	1,644.	1,590.	1,752.	1,897.	2,306.
	1 1/2"	90"	RTPNM90H1	2,591.	1,701.	1,644.	1,803.	1,965.	2,403.
	1 1/2"	96"	RTPNM96H1	2,675.	1,720.	1,663.	1,825.	1,991.	2,456.

Order Code

Example:	RTPNM30H1 () ()
R	Reff
TP	Task Panel
N	No tool rail
M	Monolithic
30	Width
H1	23 1/8" high
111	Trim finish
V319	Veneer selection

Specification Information

To order please specify pattern number including:

1. Trim Finish: Painted or Anodized
2. Insert Finish: G, LW, L, V1, V2, V3

It is Not advisable to mix 28 3/8" h desk height products with 26 1/2" standard height products.

Product on this page **Excluding any vertical surface over 60"**, will accept woodgrain laminate where laminate is currently an option.

All Fabric to be applied railroded as current tackboard.

*Installation instruction sheets available on Knoll Exchange.

For Task Panels refer to reference number 6TP00085.

H1 Height: Underside of overhead to top 1 1/2" thick desk height worksurface.

Always supplied including cable curtain.

Always supplied including all trim pieces.

All trims supplied with the same finish specification.

LH & RH side full height trims. (no hi-lo trims)


Tool rails are not supplied to this Task Panel.

Task Panels

H1 23 1/8" high

Segmented With Tool rail

Fabric Insert Above / Fabric Insert Below

description	th	w	y	pattern no.	grade								
					10	15	20	30	35	40	45	50	55
Task Panel, segmented With tool rail 	1 1/2"	30"	0.9	RTPRS30H1	\$1,197.	\$1,228.	\$1,262.	\$1,292.	\$1,323.	\$1,355.	\$1,385.	\$1,423.	\$1,466.
	1 1/2"	36"	1.1	RTPRS36H1	1,288.	1,327.	1,367.	1,406.	1,439.	1,473.	1,505.	1,543.	1,587.
	1 1/2"	42"	1.3	RTPRS42H1	1,555.	1,601.	1,646.	1,692.	1,734.	1,773.	1,814.	1,858.	1,907.
	1 1/2"	48"	1.4	RTPRS48H1	1,577.	1,627.	1,676.	1,725.	1,767.	1,809.	1,849.	1,904.	1,975.
	1 1/2"	54"	1.6	RTPRS54H1	1,609.	1,666.	1,722.	1,780.	1,822.	1,865.	1,907.	1,981.	2,086.
	1 1/2"	60"	1.8	RTPRS60H1	1,642.	1,706.	1,770.	1,834.	1,877.	1,921.	1,966.	2,213.	2,664.
	1 1/2"	66"	1.9	RTPRS66H1	2,009.	2,077.	2,143.	2,212.	2,264.	2,318.	2,370.	2,499.	2,705.
	1 1/2"	72"	2.1	RTPRS72H1	2,045.	2,118.	2,193.	2,268.	2,323.	2,376.	2,432.	2,580.	2,824.

Order Code

Example:	RTPRS30H1 () ()
R	Reff
TP	Task Panel
R	Tool rail
S	Segmented
30	Width
H1	23 1/8" high
111	Trim finish
W281	Fabric selection top insert; 16"H
W281	Fabric selection bottom insert; 4"H

Specification Information

To order please specify pattern number including;

1. Trim Finish: Painted or Anodized
2. Top insert finish: Fabric
3. Bottom insert finish: Fabric

It is Not advisable to mix 28 3/8" h desk height products with 26 1/2" standard height products.

All Fabric to be applied railroaded as current tackboard.

Note: Need to "double the yardage", for this task panel; Fabric above, Fabric below.

Top insert = 15 1/16"H
 Bottom insert = 3 13/16"H

*Installation instruction sheets available on Knoll Exchange.

For Task Panels refer to reference number 6TP00085

H1 Height: Underside of overhead to top 1 1/2" thick desk height worksurface.

Always supplied including cable curtain.

Always supplied including all trim pieces.

All trims supplied with the same finish specification.

LH & RH side full height trims. (no hi-lo trims)


Y = Yardage required

Task Panels

H1 23 1/8" high

Segmented With Tool rail

Marker board Insert Above / Fabric Insert Below

description	th	w	y	pattern no.	grade								
					LW10	LW15	LW20	LW30	LW35	LW40	LW45	LW50	LW55
Task Panel, segmented With tool rail 	1 1/2"	30"	0.9	RTPRS30H1	\$1,262.	\$1,277.	\$1,292.	\$1,309.	\$1,348.	\$1,372.	\$1,403.	\$1,421.	\$1,438.
	1 1/2"	36"	1.1	RTPRS36H1	1,343.	1,362.	1,381.	1,400.	1,442.	1,467.	1,501.	1,519.	1,538.
	1 1/2"	42"	1.3	RTPRS42H1	1,538.	1,561.	1,585.	1,607.	1,655.	1,684.	1,722.	1,744.	1,765.
	1 1/2"	48"	1.4	RTPRS48H1	1,557.	1,582.	1,606.	1,632.	1,681.	1,710.	1,748.	1,770.	1,792.
	1 1/2"	54"	1.6	RTPRS54H1	1,586.	1,613.	1,642.	1,671.	1,720.	1,750.	1,791.	1,813.	1,836.
	1 1/2"	60"	1.8	RTPRS60H1	1,611.	1,643.	1,675.	1,707.	1,758.	1,789.	1,828.	2,019.	2,361.
	1 1/2"	66"	1.9	RTPRS66H1	2,003.	2,036.	2,071.	2,105.	2,168.	2,206.	2,256.	2,322.	2,406.
	1 1/2"	72"	2.1	RTPRS72H1	2,029.	2,066.	2,105.	2,141.	2,207.	2,244.	2,295.	2,373.	2,478.

Order Code	Specification Information	Application Notes	Application Notes
Example: RTPRS30H1 () ()	To order please specify pattern number including:	It is Not advisable to mix 28 3/8" desk height products with 26 1/2" standard height products.	H1 Height: Underside of overhead to top 1 1/2" thick desk height worksurface.
R Reff	1. Trim Finish: Painted or Anodized	All Fabric to be applied railroded as current tackboard.	Always supplied including cable curtain.
TP Task Panel	2. Top insert finish: Marker board	Top insert = 15 1/16"H Bottom insert = 3 15/16"H	Always supplied including all trim pieces.
R Tool rail	3. Bottom insert finish: Fabric	*Installation instruction sheets available on Knoll Exchange.	All trims supplied with the same finish specification.
S Segmented		For Task Panels refer to reference number 6TP00085	LH & RH side full height trims. (no hi-lo trims)
30 Width			
H1 23 1/8" high			
111 Trim finish			
LW Marker board top insert; 16"h			
W281 Fabric selection bottom insert; 4"h			


Y = Yardage required

Task Panels

H1 23 1/8" high

Segmented With Tool rail

Glass or Fabric Insert Above / Forbo, Laminate or Wood Below

description	th	w	y	pattern no.	G/FORB	FAB/FORB	FAB/L	FAB/V1	FAB/V2	FAB/V3
Task Panel, segmented	1 1/2"	30"	0.9	RTPRS30H1	\$1,338.	\$1,203.	\$1,302.	\$1,348.	\$1,364.	\$1,399.
With tool rail	1 1/2"	36"	1.1	RTPRS36H1	1,472.	1,349.	1,389.	1,436.	1,455.	1,498.
	1 1/2"	42"	1.3	RTPRS42H1	1,718.	1,513.	1,594.	1,641.	1,662.	1,712.
	1 1/2"	48"	1.4	RTPRS48H1	1,797.	1,542.	1,613.	1,701.	1,722.	1,780.
	1 1/2"	54"	1.6	RTPRS54H1	1,872.	1,581.	1,644.	1,733.	1,754.	1,817.
	1 1/2"	60"	1.8	RTPRS60H1	1,947.	1,620.	1,675.	1,762.	1,788.	1,856.
	1 1/2"	66"	1.9	RTPRS66H1	2,372.	1,998.	2,078.	2,165.	2,193.	2,269.
	1 1/2"	72"	2.1	RTPRS72H1	2,449.	2,038.	2,111.	2,199.	2,229.	2,312.
	1 1/2"	78"	2.3	RTPRS78H1	2,638.	2,192.	2,256.	2,344.	2,376.	2,467.
	1 1/2"	84"	2.4	RTPRS84H1	2,712.	2,219.	2,273.	2,364.	2,397.	2,494.
	1 1/2"	90"	2.6	RTPRS90H1() ()()	2,789.	2,259.	2,304.	2,394.	2,430.	2,536.
	1 1/2"	96"	2.8	RTPRS96H1() ()()	2,866.	2,298.	2,336.	2,427.	2,465.	2,577.

Order Code

Example:	RTPRS30H1 () () ()
R	Reff
TP	Task Panel
R	Tool rail
S	Segmentated
30	Width
H1	23 1/8" high
111	Trim finish
W281	Fabric selection top insert; 16"h
V319	Veneer selection bottom insert; 4"h

Specification Information

To order please specify pattern number including;

1. Trim Finish: Painted or Anodized
2. Top insert finish: Glass or Fabric
3. Bottom insert finish: Forbo, L, V1, V2, V3

Application Notes

It is Not advisable to mix 28 3/8" h desk height products with 26 1/2" standard height products.

Product on this page **Excluding any vertical surface over 60"**, will accept woodgrain laminate where laminate is currently an option.

All Fabric to be applied railroaded as current tackboard.

Top insert = 15 9/16"H
Bottom insert = 3 15/16"H

*Installation instruction sheets available on Knoll Exchange.

For Task Panels refer to reference number 6TP00085.

H1 Height: Underside of overhead to top 1 1/2" thick desk height worksurface.

Always supplied including cable curtain.


Always supplied including all trim pieces.

All trims supplied with the same finish specification.

LH & RH side full height trims. (no hi-lo trims)

Y = Yardage required

Task Panels
H2 29³/₄" high
Monolithic, Without Tool Rail
Fabric

description	th	w	y	pattern no.	grade								
					10	15	20	30	35	40	45	50	55
Task Panel, mono	1 1/2"	30"	0.9	RTPNM30H2	\$850.	\$866.	\$882.	\$899.	\$925.	\$941.	\$962.	\$985.	\$1,009.
Without tool rail	1 1/2"	36"	1.1	RTPNM36H2	909.	930.	948.	968.	997.	1,014.	1,039.	1,060.	1,077.
	1 1/2"	42"	1.3	RTPNM42H2	1,112.	1,134.	1,159.	1,180.	1,216.	1,238.	1,267.	1,292.	1,307.
	1 1/2"	48"	1.4	RTPNM48H2	1,126.	1,152.	1,175.	1,201.	1,237.	1,259.	1,286.	1,318.	1,334.
	1 1/2"	54"	1.6	RTPNM54H2	1,146.	1,174.	1,202.	1,230.	1,268.	1,289.	1,319.	1,346.	1,371.
	1 1/2"	60"	1.8	RTPNM60H2	1,213.	1,244.	1,277.	1,309.	1,348.	1,372.	1,403.	1,525.	1,737.
	1 1/2"	66"	1.9	RTPNM66H2	1,463.	1,497.	1,531.	1,565.	1,611.	1,640.	1,678.	1,715.	1,752.
	1 1/2"	72"	2.1	RTPNM72H2	1,485.	1,523.	1,559.	1,596.	1,644.	1,673.	1,711.	1,760.	1,819.
	1 1/2"	78"	2.3	RTPNM78H2	1,666.	1,707.	1,748.	1,789.	1,843.	1,873.	1,918.	1,956.	1,987.
	1 1/2"	84"	2.4	RTPNM84H2	1,679.	1,720.	1,763.	1,806.	1,860.	1,893.	1,936.	1,981.	2,028.
	1 1/2"	90"	2.6	RTPNM90H2	1,745.	1,791.	1,838.	1,884.	1,941.	1,974.	2,019.	2,072.	2,133.
	1 1/2"	96"	2.8	RTPNM96H2	1,767.	1,816.	1,866.	1,916.	1,972.	2,007.	2,053.	2,116.	2,196.

Order Code

Example:	RTPNM30H2 () ()
R	Reff
TP	Task Panel
N	No tool rail
M	Monolithic
30	Width
H2	29 ³ / ₄ " high
111	Trim finish
W281	Fabric selection

Specification Information

To order please specify pattern number including: 1. Trim Finish: Painted or Anodized 2. Insert Finish: Fabric	It is Not advisable to mix 28³/₈" desk height products with 26¹/₂" standard height products. All Fabric to be applied railroaded as current tackboard. *Installation instruction sheets available on Knoll Exchange. For Task Panels refer to reference number 6TP00085	H2 Height: Underside of overhead to top 1" thick credenza top for 3/4 height cabinets or low credenza. Always supplied including cable curtain. Always supplied including all trim pieces. All trims supplied with the same finish specification. LH & RH side full height trims. (no hi-lo trims)
--	---	--


Y = Yardage required

Task Panels

H2 29³/₄" high

Monolithic, Without Tool Rail

Wood, Laminate, Marker board or Glass Inserts

description	th	w	pattern no.	glass	LW	L	V1	V2	V3	
Task Panel, mono	1 1/2"	30"	RTPNM30H2		\$1,189.	\$866.	\$838.	\$966.	\$1,041.	\$1,233.
Without tool rail	1 1/2"	36"	RTPNM36H2		1,340.	922.	892.	1,022.	1,109.	1,340.
	1 1/2"	42"	RTPNM42H2		1,634.	1,118.	1,082.	1,219.	1,319.	1,588.
	1 1/2"	48"	RTPNM48H2		1,748.	1,142.	1,103.	1,243.	1,360.	1,666.
	1 1/2"	54"	RTPNM54H2		1,860.	1,154.	1,113.	1,257.	1,385.	1,730.
	1 1/2"	60"	RTPNM60H2		2,019.	1,215.	1,172.	1,318.	1,460.	1,843.
	1 1/2"	66"	RTPNM66H2		2,369.	1,500.	1,449.	1,604.	1,758.	2,178.
	1 1/2"	72"	RTPNM72H2		2,482.	1,516.	1,462.	1,619.	1,786.	2,242.
	1 1/2"	78"	RTPNM78H2		2,756.	1,697.	1,638.	1,801.	1,975.	2,470.
	1 1/2"	84"	RTPNM84H2		2,867.	1,710.	1,648.	1,816.	2,002.	2,534.
	1 1/2"	90"	RTPNM90H2		3,025.	1,778.	1,713.	1,915.	2,087.	2,657.
	1 1/2"	96"	RTPNM96H2		3,139.	1,793.	1,726.	1,900.	2,115.	2,722.

Order Code

Example: RTPNM30H2 () ()
R Reff
TP Task Panel
N No tool rail
M Monolithic
30 Width
H2 29 ³ / ₄ " high
111 Trim finish
V319 Veneer selection

Specification Information

To order please specify pattern number including:

1. Trim Finish: Painted or Anodized
2. Insert Finish: G, LW, L, V1, V2, V3

Application Notes

It is Not advisable to mix 28³/₈"h desk height products with 26¹/₂" standard height products.

Product on this page **Excluding any vertical surface over 60"**, will accept woodgrain laminate where laminate is currently an option.

All Fabric to be applied railroaded as current tackboard.

*Installation instruction sheets available on Knoll Exchange.

For Task Panels refer to reference number 6TP00085.

H2 Height: Underside of overhead to top 1⁷/₈" thick credenza top for 3/4 height cabinets or low credenza.

Always supplied including cable curtain.

Always supplied including all trim pieces.

All trims supplied with the same finish specification.


LH & RH side full height trims. (no hi-lo trims)

Task Panels

H2 29³/₄" high

Segmented With Tool Rail

Fabric Insert Above / Fabric Insert Below

description	th	w	y	pattern no.	grade								
					10	15	20	30	35	40	45	50	55
Task Panel, segmented With tool rail 	1 1/2"	30"	0.9	RTPRS30H2	\$1,336.	\$1,347.	\$1,359.	\$1,371.	\$1,412.	\$1,435.	\$1,468.	\$1,498.	\$1,524.
	1 1/2"	36"	1.1	RTPRS36H2	1,371.	1,410.	1,448.	1,487.	1,532.	1,558.	1,594.	1,623.	1,645.
	1 1/2"	42"	1.3	RTPRS42H2	1,576.	1,622.	1,668.	1,714.	1,765.	1,796.	1,838.	1,895.	1,967.
	1 1/2"	48"	1.4	RTPRS48H2	1,600.	1,648.	1,699.	1,748.	1,800.	1,832.	1,873.	1,941.	2,035.
	1 1/2"	54"	1.6	RTPRS54H2	1,633.	1,689.	1,746.	1,803.	1,856.	1,890.	1,932.	2,019.	2,148.
	1 1/2"	60"	1.8	RTPRS60H2	1,666.	1,730.	1,794.	1,857.	1,914.	1,946.	1,992.	2,252.	2,727.
	1 1/2"	66"	1.9	RTPRS66H2	2,035.	2,103.	2,170.	2,236.	2,303.	2,343.	2,397.	2,539.	2,768.
	1 1/2"	72"	2.1	RTPRS72H2	2,141.	2,194.	2,248.	2,302.	2,371.	2,412.	2,468.	2,627.	2,889.

Order Code

Example:	RTPRS30H2 () ()
R	Reff
TP	Task Panel
R	Tool rail
S	Segmented
30	Width
H2	29 ³ / ₄ " high
111	Trim finish
W281	Fabric selection top insert, 16"H
W281	Fabric selection bottom insert, 11"H

Specification Information

To order please specify pattern number including;

1. Trim Finish: Painted or Anodized
2. Top Insert Finish: Fabric
3. Bottom Insert Finish: Fabric

Application Notes

It is Not advisable to mix 28³/₈"h desk height products with 26¹/₂" standard height products.

All Fabric to be applied railroaded as current tackboard.

Note: Need to "double the yardage", for this task panel; Fabric above, Fabric below.

Top insert = 15⁹/₁₆"H
 Bottom insert = 10¹⁵/₃₂"H

*Installation instruction sheets available on Knoll Exchange.

For Task Panels refer to reference number 6TP00085

H2 Height: Underside of overhead to top 1" thick credenza top for 3/4 height cabinets or low credenza.

Always supplied including cable curtain.

Always supplied including all trim pieces.

All trims supplied with the same finish specification.

LH & RH side full height trims. (no hi-lo trims)


Y = Yardage required

Task Panels

H2 29³/₄" high

Segmented With Tool Rail

Marker board Insert Above / Fabric Insert Below

description	th	w	y	pattern no.	grade								
					LW10	LW15	LW20	LW30	LW35	LW40	LW45	LW50	LW55
Task Panel, segmented With tool rail 	1 1/2"	30"	0.9	RTPRS30H2	\$1,280.	\$1,297.	\$1,312.	\$1,328.	\$1,369.	\$1,392.	\$1,424.	\$1,441.	\$1,459.
	1 1/2"	36"	1.1	RTPRS36H2	1,368.	1,386.	1,407.	1,426.	1,468.	1,494.	1,529.	1,548.	1,567.
	1 1/2"	42"	1.3	RTPRS42H2	1,563.	1,587.	1,610.	1,634.	1,683.	1,712.	1,750.	1,772.	1,794.
	1 1/2"	48"	1.4	RTPRS48H2	1,585.	1,609.	1,634.	1,659.	1,708.	1,739.	1,778.	1,800.	1,823.
	1 1/2"	54"	1.6	RTPRS54H2	1,612.	1,641.	1,669.	1,698.	1,749.	1,779.	1,820.	1,856.	1,889.
	1 1/2"	60"	1.8	RTPRS60H2	1,640.	1,672.	1,705.	1,737.	1,789.	1,819.	1,861.	1,254.	2,423.
	1 1/2"	66"	1.9	RTPRS66H2	2,033.	2,068.	2,101.	2,134.	2,196.	2,236.	2,287.	1,541.	2,470.
	1 1/2"	72"	2.1	RTPRS72H2	1,850.	1,960.	2,070.	2,180.	2,245.	2,285.	2,336.	1,575.	2,544.

Order Code	Specification Information	Application Notes
Example: RTPRS30H2 () ()	To order please specify pattern number including:	It is Not advisable to mix 28³/₈" desk height products with 26¹/₂" standard height products.
R Reff	1. Trim Finish: Painted or Anodized	H2 Height: Underside of overhead to top 1 ⁷ / ₈ " thick credenza top for 3/4 height cabinets or low credenza.
TP Task Panel	2. Top Insert Finish: Marker board	Always supplied including cable curtain.
R Tool rail	3. Bottom Insert Finish: Fabric	Always supplied including all trim pieces.
S Segmented		Always supplied with the same finish specification.
30 Width		LH & RH side full height trims. (no hi-lo trims)
H2 29 ³ / ₄ " high		
111 Trim finish		
LW Marker board top insert; 16"H		
W281 Fabric selectin bottom insert; 11"H		


Y = Yardage required

Task Panels

H2 29³/₄" high

Segmented With Tool Rail

Glass or Fabric Insert Above / Forbo, Laminate or Wood Below

description	th	w	y	pattern no.	G/FORB	FAB/FORB	FAB/L	FAB/V1	FAB/V2	FAB/V3
Task Panel, segmented	1 1/2"	30"	0.9	RTPRS30H2	\$1,452.	\$1,225.	\$1,311.	\$1,383.	\$1,425.	\$1,504.
With tool rail	1 1/2"	36"	1.1	RTPRS36H2	1,609.	1,437.	1,407.	1,479.	1,527.	1,622.
	1 1/2"	42"	1.3	RTPRS42H2	1,876.	1,668.	1,615.	1,689.	1,742.	1,852.
	1 1/2"	48"	1.4	RTPRS48H2	1,974.	1,719.	1,639.	1,745.	1,801.	1,929.
	1 1/2"	54"	1.6	RTPRS54H2	2,070.	1,778.	1,672.	1,778.	1,841.	1,981.
	1 1/2"	60"	1.8	RTPRS60H2	2,163.	1,838.	1,705.	1,812.	1,878.	2,035.
	1 1/2"	66"	1.9	RTPRS66H2	2,608.	2,233.	2,101.	2,210.	2,281.	2,453.
	1 1/2"	72"	2.1	RTPRS72H2	2,712.	2,391.	2,147.	2,259.	2,330.	2,517.
	1 1/2"	78"	2.3	RTPRS78H2	2,915.	2,469.	2,287.	2,398.	2,474.	2,677.
	1 1/2"	84"	2.4	RTPRS84H2	3,010.	2,514.	2,310.	2,423.	2,503.	2,724.
	1 1/2"	90"	2.6	RTPRS90H2	3,104.	2,574.	2,342.	2,455.	2,543.	2,777.
	1 1/2"	96"	2.8	RTPRS96H2	3,200.	2,634.	2,376.	2,492.	2,582.	2,832.

Order Code

Example:	RTPRS30H2 () ()
R	Reff
TP	Task Panel
R	Tool rail
S	Segmented
30	Width
H2	29 ³ / ₄ " high
111	Trim finish
W281	Fabric selectin top insert; 16"H
V319	Veneer selection bottom insert; 11"H

Specification Information

To order please specify pattern number including;

1. Trim Finish: Painted or Anodized
2. Top Insert Finish: Glass or Fabric
3. Bottom Insert Finish: Forbo, L, V1, V2, V3

Application Notes

It is Not advisable to mix 28³/₄"h desk height products with 26¹/₂" standard height products.

Product on this page **Excluding any vertical surface over 60"**, will accept woodgrain laminate where laminate is currently an option.

All Fabric to be applied railroaded as current tackboard.

Top insert = 15¹/₁₆"H
Bottom insert = 10¹⁵/₃₂"H

*Installation instruction sheets available on Knoll Exchange.

For Task Panels refer to reference number 6TP00085.

H2 Height: Underside of overhead to top 1" thick credenza top for 3/4 height cabinets or low credenza.

Always supplied including cable curtain.


Always supplied including all trim pieces.

All trims supplied with the same finish specification.

LH & RH side full height trims. (no hi-lo trims)

Y = Yardage required

Task Panels
H3 37⁷/₈" high
Monolithic, Without Tool rail
Fabric

description	th	w	y	pattern no.	grade								
					10	15	20	30	35	40	45	50	55
Task Panel, mono	1 1/2"	30"	0.9	RTPNM30H3	\$890.	\$906.	\$921.	\$938.	\$966.	\$983.	\$1,006.	\$1,025.	\$1,041.
Without tool rail	1 1/2"	36"	1.1	RTPNM36H3	951.	970.	989.	1,009.	1,040.	1,057.	1,081.	1,102.	1,119.
	1 1/2"	42"	1.3	RTPNM42H3	1,154.	1,176.	1,200.	1,223.	1,260.	1,281.	1,311.	1,337.	1,358.
	1 1/2"	48"	1.4	RTPNM48H3	1,170.	1,196.	1,219.	1,244.	1,281.	1,305.	1,334.	1,361.	1,381.
	1 1/2"	54"	1.6	RTPNM54H3	1,191.	1,219.	1,248.	1,276.	1,315.	1,337.	1,369.	1,396.	1,416.
	1 1/2"	60"	1.8	RTPNM60H3	1,259.	1,290.	1,323.	1,355.	1,395.	1,421.	1,452.	1,534.	1,756.
	1 1/2"	66"	1.9	RTPNM66H3	1,510.	1,544.	1,578.	1,611.	1,660.	1,689.	1,727.	1,720.	1,773.
	1 1/2"	72"	2.1	RTPNM72H3	1,533.	1,570.	1,608.	1,645.	1,695.	1,724.	1,763.	1,766.	1,841.
	1 1/2"	78"	2.3	RTPNM78H3	1,716.	1,757.	1,798.	1,839.	1,894.	1,927.	1,971.	1,958.	2,011.
	1 1/2"	84"	2.4	RTPNM84H3	1,730.	1,772.	1,815.	1,857.	1,914.	1,947.	1,992.	1,985.	2,053.
	1 1/2"	90"	2.6	RTPNM90H3	1,798.	1,845.	1,891.	1,936.	1,995.	2,029.	2,076.	2,077.	2,159.
	1 1/2"	96"	2.8	RTPNM96H3	1,820.	1,869.	1,920.	1,969.	2,028.	2,063.	2,111.	2,122.	2,225.

Order Code	Specification Information	Application Notes
Example: RTPNM30H3 () ()	To order please specify pattern number including;	It is Not advisable to mix 28³/₈"h desk height products with 26¹/₂" standard height products.
R Reff	1. Trim Finish: Painted or Anodized	H3 Height: Top of U-shelf or L-shelf overhead to top 1 1/2" thick desk height worksurface.
TP Task Panel	2. Insert Finish: Fabric	Always supplied including cable curtain.
N No tool rail		Always supplied including all trim pieces.
M Monolithic		All trims supplied with the same finish specification.
30 Width		LH & RH side full height trims. (no hi-lo trims)
H3 37 ⁷ / ₈ " high		
111 Trim finish		
W281 Fabric selection		


Y = Yardage required

Task Panels

H3 37⁷/₈" high

Monolithic, Without Tool rail

Wood, Laminate, Marker board or Glass Inserts

description	th	w	pattern no.	glass	LW	L	V1	V2	V3
Task Panel, mono	1 1/2"	30"	RTPNM30H3	\$1,378.	\$919.	\$888.	\$1,020.	\$1,113.	\$1,362.
Without tool rail	1 1/2"	36"	RTPNM36H3	1,560.	976.	940.	1,076.	1,186.	1,484.
	1 1/2"	42"	RTPNM42H3	1,863.	1,181.	1,141.	1,283.	1,414.	1,760.
	1 1/2"	48"	RTPNM48H3	2,032.	1,208.	1,165.	1,312.	1,457.	1,853.
	1 1/2"	54"	RTPNM54H3	2,176.	1,225.	1,178.	1,328.	1,490.	1,933.
	1 1/2"	60"	RTPNM60H3	2,367.	1,297.	1,246.	1,401.	1,575.	2,068.
	1 1/2"	66"	RTPNM66H3	2,748.	1,578.	1,519.	1,684.	1,872.	2,414.
	1 1/2"	72"	RTPNM72H3	2,893.	1,604.	1,541.	1,710.	1,921.	2,510.
	1 1/2"	78"	RTPNM78H3	3,199.	1,783.	1,715.	1,890.	2,116.	2,754.
	1 1/2"	84"	RTPNM84H3	3,342.	1,798.	1,727.	1,906.	2,150.	2,835.
	1 1/2"	90"	RTPNM90H3	3,533.	1,863.	1,789.	1,972.	2,236.	2,982.
	1 1/2"	96"	RTPNM96H3	3,677.	1,881.	1,804.	1,993.	2,265.	3,047.


Order Code	Specification Information	Application Notes	Application Notes
Example: RTPNM30H3 () ()	To order please specify pattern number including;	It is Not advisable to mix 28⁷/₈"h desk height products with 26 1/2" standard height products.	H3 Height: Top of U-shelf or L-shelf overhead to top 1 1/2" thick desk height worksurface.
R Reff	1. Trim Finish: Painted or Anodized	Product on this page Excluding any vertical surface over 60" , will accept woodgrain laminate where laminate is currently an option.	Always supplied including cable curtain.
TP Task Panel	2. Insert Finish: G, LW, L, V1, V2, V3	All Fabric to be applied railroaded as current tackboard.	Always supplied including all trim pieces.
N No tool rail		*Installation instruction sheets available on Knoll Exchange.	All trims supplied with the same finish specification.
M Monolithic		For Task Panels refer to reference number 6TP00085.	LH & RH side full height trims. (no hi-lo trims)
30 Width			
H3 37 ⁷ / ₈ " high			
111 Trim finish			
V319 Veneer selection			

Task Panels

H3 37⁷/₈" high

Segmented With Tool rail

Fabric Insert Above / Fabric Insert Below

description	th	w	y	pattern no.	grade								
					10	15	20	30	35	40	45	50	55
Task Panel, segmented With tool rail 	1 1/2"	30"	0.9	RTPRS30H3	\$1,318.	\$1,349.	\$1,382.	\$1,414.	\$1,456.	\$1,482.	\$1,516.	\$1,546.	\$1,578.
	1 1/2"	36"	1.1	RTPRS36H3	1,411.	1,450.	1,488.	1,528.	1,574.	1,601.	1,637.	1,669.	1,704.
	1 1/2"	42"	1.3	RTPRS42H3	1,618.	1,664.	1,711.	1,757.	1,810.	1,842.	1,884.	1,922.	1,960.
	1 1/2"	48"	1.4	RTPRS48H3	1,642.	1,691.	1,742.	1,791.	1,845.	1,877.	1,920.	1,940.	2,053.
	1 1/2"	54"	1.6	RTPRS54H3	1,678.	1,735.	1,791.	1,848.	1,903.	1,936.	1,980.	2,020.	2,175.
	1 1/2"	60"	1.8	RTPRS60H3	1,712.	1,777.	1,841.	1,904.	1,961.	1,996.	2,040.	2,253.	2,755.
	1 1/2"	66"	1.9	RTPRS66H3	2,082.	2,151.	2,217.	2,285.	2,354.	2,394.	2,448.	2,533.	2,799.
	1 1/2"	72"	2.1	RTPRS72H3	2,121.	2,194.	2,269.	2,343.	2,414.	2,455.	2,512.	2,616.	2,920.

Order Code

Example:	RTPRS30H3 () ()
R	Reff
TP	Task Panel
R	Tool rail
S	Segmented
30	Width
H3	37 ⁷ / ₈ " high
111	Trim finish
W281	Fabric selection top insert, 31"H
W281	Fabric selection bottom insert, 4"H

Specification Information

To order please specify pattern number including;

1. Trim Finish: Painted or Anodized
2. Top Insert Finish: Fabric
3. Bottom Insert Finish: Fabric

Application Notes

It is Not advisable to mix 28³/₈"h desk height products with 26¹/₂" standard height products.

All Fabric to be applied railroaded as current tackboard.

Note: Need to "double the yardage", for this task panel; Fabric above, Fabric below.

Top insert = 30⁹/₁₆"H
Bottom insert = 3¹⁵/₁₆"H

*Installation instruction sheets available on Knoll Exchange.

For Task Panels refer to reference number 6TP00085

H3 Height: Top of U-shelf or L-shelf overhead to top 1 1/2" thick desk height worksurface.

Always supplied including cable curtain.

Always supplied including all trim pieces.

All trims supplied with the same finish specification.

LH & RH side full height trims. (no hi-lo trims)


Y = Yardage required

Task Panels

H3 37⁷/₈" high

Segmented With Tool rail

Marker Board Insert Above / Fabric Insert Below

description	th	w	y	pattern no.	grade	LW15	LW20	LW30	LW35	LW40	LW45	LW50	LW55
					LW10								
Task Panel, segmented With tool rail 	1 1/2"	30"	0.9	RTPRS30H3	\$1,353.	\$1,369.	\$1,384.	\$1,399.	\$1,441.	\$1,466.	\$1,500.	\$1,530.	\$1,560.
	1 1/2"	36"	1.1	RTPRS36H3	1,440.	1,460.	1,480.	1,499.	1,543.	1,571.	1,607.	1,639.	1,671.
	1 1/2"	42"	1.3	RTPRS42H3	1,648.	1,672.	1,696.	1,718.	1,770.	1,800.	1,843.	1,879.	1,918.
	1 1/2"	48"	1.4	RTPRS48H3	1,674.	1,699.	1,724.	1,749.	1,801.	1,834.	1,874.	1,912.	1,950.
	1 1/2"	54"	1.6	RTPRS54H3	1,711.	1,740.	1,768.	1,796.	1,850.	1,883.	1,925.	1,964.	2,003.
	1 1/2"	60"	1.8	RTPRS60H3	1,741.	1,772.	1,805.	1,837.	1,892.	1,925.	1,969.	2,121.	2,502.
	1 1/2"	66"	1.9	RTPRS66H3	2,139.	2,174.	2,207.	2,240.	2,306.	2,346.	2,400.	2,420.	2,554.
	1 1/2"	72"	2.1	RTPRS72H3	2,178.	2,215.	2,252.	2,289.	2,358.	2,398.	2,453.	2,484.	2,640.

Order Code	Specification Information	Application Notes
Example: RTPRS30H3 () ()	To order please specify pattern number including:	It is Not advisable to mix 28³/₈" desk height products with 26¹/₂" standard height products.
R Reff	1. Trim Finish: Painted or Anodized	H3 Height: Top of U-shelf or L-shelf overhead to top 1 1/2" thick desk height worksurface.
TP Task Panel	2. Top Insert Finish: Marker board	Always supplied including cable curtain.
R Tool rail	3. Bottom Insert Finish: Fabric	Always supplied including all trim pieces.
S Segmented		Always supplied with the same finish specification.
30 Width		LH & RH side full height trims. (no hi-lo trims)
H3 37 ⁷ / ₈ " high		
111 Trim finish		
LW Marker board top insert; 31"H		
W281 Fabric selection bottom insert; 4"H		


Y = Yardage required

Task Panels

H3 37⁷/₈" high

Segmented With Tool rail

Glass or Fabric Insert Above / Forbo, Laminate or Wood Below

description	th	w	y	pattern no.	G/FORB	FAB/FORB	FAB/L	FAB/V1	FAB/V2	FAB/V3
Task Panel, segmented	1 1/2"	30"	0.9	RTPRS30H3	\$1,686.	\$1,267.	\$1,364.	\$1,412.	\$1,427.	\$1,463.
With tool rail	1 1/2"	36"	1.1	RTPRS36H3	1,878.	1,367.	1,455.	1,502.	1,522.	1,563.
	1 1/2"	42"	1.3	RTPRS42H3	2,184.	1,580.	1,662.	1,710.	1,730.	1,780.
	1 1/2"	48"	1.4	RTPRS48H3	2,323.	1,612.	1,685.	1,771.	1,793.	1,850.
	1 1/2"	54"	1.6	RTPRS54H3	2,456.	1,654.	1,716.	1,804.	1,826.	1,890.
	1 1/2"	60"	1.8	RTPRS60H3	2,592.	1,696.	1,749.	1,837.	1,863.	1,931.
	1 1/2"	66"	1.9	RTPRS66H3	3,075.	2,074.	2,156.	2,243.	2,270.	2,346.
	1 1/2"	72"	2.1	RTPRS72H3	3,214.	2,118.	2,190.	2,280.	2,309.	2,392.
	1 1/2"	78"	2.3	RTPRS78H3	3,461.	2,274.	2,337.	2,427.	2,459.	2,549.
	1 1/2"	84"	2.4	RTPRS84H3	3,596.	2,193.	2,358.	2,448.	2,481.	2,579.
	1 1/2"	90"	2.6	RTPRS90H3	3,729.	2,344.	2,391.	2,481.	2,517.	2,621.
	1 1/2"	96"	2.8	RTPRS96H3	3,867.	2,389.	2,426.	2,516.	2,554.	2,664.

Order Code

Example:	RTPRS30H3 () ()
R	Reff
TP	Task Panel
R	Tool rail
S	Segmented
30	Width
H3	37 ⁷ / ₈ " high
111	Trim finish
W281	Fabric selection top insert; 31"H
V319	Veneer selection bottom insert; 4"H

Specification Information

To order please specify pattern number including;

1. Trim Finish: Painted or Anodized
2. Top Insert Finish: Glass or Fabric
3. Bottom Insert Finish: Forbo, L, V1, V2, V3

Application Notes

It is Not advisable to mix 28⁷/₈"h desk height products with 26¹/₂" standard height products.

Product on this page **Excluding any vertical surface over 60"**, will accept woodgrain laminate where laminate is currently an option.

All Fabric to be applied railroaded as current tackboard.

Top insert = 30⁷/₁₆"H
Bottom insert = 3¹⁵/₁₆"H

*Installation instruction sheets available on Knoll Exchange.

For Task Panels refer to reference number 6TP00085.

H3 Height: Top of U-shelf or L-shelf overhead to top 1 1/2" thick desk height worksurface.

Always supplied including cable curtain.


Always supplied including all trim pieces.

All trims supplied with the same finish specification.

LH & RH side full height trims. (no hi-lo trims)

Y = Yardage required

Task Panels
H4 44 1/2" high
Monolithic, Without Tool rail
Fabric

description	th	w	y	pattern no.	grade								
					10	15	20	30	35	40	45	50	55
Task Panel, mono without tool rail 	1 1/2"	30"	0.9	RTPNM30H4	\$962.	\$978.	\$994.	\$1,010.	\$1,041.	\$1,058.	\$1,083.	\$1,096.	\$1,110.
	1 1/2"	36"	1.1	RTPNM36H4	1,023.	1,044.	1,062.	1,082.	1,115.	1,134.	1,160.	1,174.	1,189.
	1 1/2"	42"	1.3	RTPNM42H4	1,228.	1,251.	1,274.	1,297.	1,336.	1,359.	1,389.	1,407.	1,425.
	1 1/2"	48"	1.4	RTPNM48H4	1,245.	1,271.	1,295.	1,320.	1,359.	1,383.	1,415.	1,433.	1,451.
	1 1/2"	54"	1.6	RTPNM54H4	1,268.	1,296.	1,324.	1,353.	1,393.	1,418.	1,450.	1,467.	1,486.
	1 1/2"	60"	1.8	RTPNM60H4	1,336.	1,369.	1,400.	1,432.	1,476.	1,501.	1,535.	1,647.	1,668.
	1 1/2"	66"	1.9	RTPNM66H4	1,590.	1,624.	1,656.	1,690.	1,741.	1,771.	1,812.	1,840.	1,863.
	1 1/2"	72"	2.1	RTPNM72H4	1,613.	1,650.	1,688.	1,725.	1,777.	1,809.	1,850.	1,890.	1,913.
	1 1/2"	78"	2.3	RTPNM78H4	1,797.	1,772.	1,746.	1,720.	1,772.	1,804.	1,845.	1,943.	1,967.
	1 1/2"	84"	2.4	RTPNM84H4	1,812.	1,854.	1,897.	1,940.	1,998.	2,032.	2,079.	2,115.	2,141.
	1 1/2"	90"	2.6	RTPNM90H4	1,880.	1,926.	1,973.	2,019.	2,079.	2,116.	2,164.	2,208.	2,236.
	1 1/2"	96"	2.8	RTPNM96H4	1,904.	1,954.	2,004.	2,053.	2,114.	2,152.	2,200.	2,254.	2,282.

Order Code	Specification Information	Application Notes
Example: RTPNM30H4 () ()	To order please specify pattern number including:	It is Not advisable to mix 28 3/8" h desk height products with 26 1/2" standard height products.
R Reff	1. Trim Finish: Painted or Anodized	
TP Task Panel	2. Insert Finish: Fabric	All Fabric to be applied railroaded as current tackboard.
N No tool rail		*Installation instruction sheets available on Knoll Exchange.
M Monolithic		For Task Panels refer to reference number 6TP00085
30 Width		H4 Height: Top of U-shelf or L-shelf overhead to top 1" thick credenza top for 3/4 height cabinet or low credenza.
H4 44 1/2" high		Always supplied including cable curtain.
111 Trim finish		Always supplied including all trim pieces.
W281 Fabric selection		All trims supplied with the same finish specification.

Y = Yardage required


LH & RH side full height trims. (no hi-lo trims)

Task Panels

H4 44 1/2" high

Monolithic, Without Tool rail

Wood, Laminate, Marker board or Glass Inserts

description	th	w	pattern no.	glass	LW	L	V1	V2	V3
Task Panel, mono without tool rail 	1 1/2"	30"	RTPNM30H4	\$1,563.	\$1,003.	\$966.	\$1,102.	\$1,211.	\$1,505.
	1 1/2"	36"	RTPNM36H4	1,770.	1,067.	1,029.	1,169.	1,302.	1,505.
	1 1/2"	42"	RTPNM42H4	2,091.	1,278.	1,232.	1,380.	1,532.	1,941.
	1 1/2"	48"	RTPNM48H4	2,290.	1,300.	1,250.	1,404.	1,574.	2,038.
	1 1/2"	54"	RTPNM54H4	2,456.	1,326.	1,274.	1,431.	1,614.	2,138.
	1 1/2"	60"	RTPNM60H4	2,672.	1,393.	1,335.	1,499.	1,701.	2,281.
	1 1/2"	66"	RTPNM66H4	3,078.	1,685.	1,618.	1,792.	2,018.	2,655.
	1 1/2"	72"	RTPNM72H4	3,246.	1,707.	1,637.	1,814.	2,060.	2,755.
	1 1/2"	78"	RTPNM78H4	3,576.	1,888.	1,812.	1,997.	2,261.	3,012.
	1 1/2"	84"	RTPNM84H4	3,743.	1,906.	1,827.	2,017.	2,299.	3,109.
	1 1/2"	90"	RTPNM90H4	3,958.	1,973.	1,891.	2,084.	2,387.	3,251.
	1 1/2"	96"	RTPNM96H4	4,126.	1,995.	1,907.	2,108.	2,428.	3,351.

Order Code

Example:	RTPNM30H4 () ()
R	Reff
TP	Task Panel
N	No tool rail
M	Monolithic
30	Width
H4	44 1/2" high
111	Trim finish
V319	Veneer selection

Specification Information

To order please specify pattern number including:
 1. Trim Finish: Painted or Anodized
 2. Insert Finish: Fabric

Application Notes

It is Not advisable to mix 28 3/8" h desk height products with 26 1/2" standard height products.

Product on this page **Excluding any vertical surface over 60"**, will accept woodgrain laminate where laminate is currently an option.

All Fabric to be applied railroded as current tackboard.

*Installation instruction sheets available on Knoll Exchange.

For Task Panels refer to reference number 6TP00085.

H4 Height: Top of U-shelf or L-shelf overhead to top 1" thick credenza top for 3/4 height cabinet or low credenza.

Always supplied including cable curtain.

Always supplied including all trim pieces.

All trims supplied with the same finish specification.


LH & RH side full height trims. (no hi-lo trims)

Task Panels

H4 44 1/2" high

Segmented With Tool rail

Fabric Insert Above / Fabric Insert Below

description	th	w	y	pattern no.	grade								
					10	15	20	30	35	40	45	50	55
Task Panel, segmented With tool rail 	1 1/2"	30"	0.9	RTPRS30H4	\$1,389.	\$1,422.	\$1,454.	\$1,486.	\$1,531.	\$1,557.	\$1,593.	\$1,613.	\$1,633.
	1 1/2"	36"	1.1	RTPRS36H4	1,485.	1,525.	1,562.	1,602.	1,649.	1,679.	1,716.	1,737.	1,758.
	1 1/2"	42"	1.3	RTPRS42H4	1,692.	1,739.	1,786.	1,831.	1,887.	1,919.	1,962.	2,010.	2,063.
	1 1/2"	48"	1.4	RTPRS48H4	1,717.	1,768.	1,817.	1,867.	1,923.	1,957.	2,002.	2,061.	2,134.
	1 1/2"	54"	1.6	RTPRS54H4	1,753.	1,811.	1,867.	1,924.	1,981.	2,016.	2,063.	2,143.	2,256.
	1 1/2"	60"	1.8	RTPRS60H4	1,790.	1,854.	1,918.	1,981.	2,040.	2,077.	2,124.	2,377.	2,838.
	1 1/2"	66"	1.9	RTPRS66H4	2,161.	2,229.	2,295.	2,364.	2,435.	2,477.	2,533.	2,669.	2,882.
	1 1/2"	72"	2.1	RTPRS72H4	2,199.	2,273.	2,349.	2,424.	2,496.	2,540.	2,597.	2,752.	3,006.

Order Code

Example:	RTPRS30H4 () ()
R	Reff
TP	Task Panel
R	Tool rail
S	Segmented
30	Width
H4	44 1/2" high
111	Trim finish
W281	Fabric selection top insert, 31"H
W281	Fabric selection bottom insert, 11"H

Specification Information

To order please specify pattern number including;

1. Trim Finish: Painted or Anodized
2. Top Insert Finish: Fabric
3. Bottom Insert Finish: Fabric

Application Notes

It is Not advisable to mix 28 3/8" h desk height products with 26 1/2" standard height products.

All Fabric to be applied railroded as current tackboard.

Note: Need to "double the yardage", for this task panel; Fabric above, Fabric below.

Top insert = 30 5/16"H
Bottom insert = 10 15/32"H

*Installation instruction sheets available on Knoll Exchange.

For Task Panels refer to reference number 6TP00085

H4 Height: Top of U-shelf or L-shelf overhead to top 1" thick credenza top for 3/4 height cabinet or low credenza.

Always supplied including cable curtain.

Always supplied including all trim pieces.

All trims supplied with the same finish specification.

LH & RH side full height trims. (no hi-lo trims)


Y = Yardage required

Task Panels

H4 44 1/2" high

Segmented With Tool rail

Marker Board Insert Above / Fabric Insert Below

description	th	w	y	pattern no.	grade								
					LW10	LW15	LW20	LW30	LW35	LW40	LW45	LW50	LW55
Task Panel, segmented With tool rail 	1 1/2"	30"	0.9	RTPRS30H4	\$1,425.	\$1,441.	\$1,456.	\$1,473.	\$1,517.	\$1,543.	\$1,579.	\$1,598.	\$1,618.
	1 1/2"	36"	1.1	RTPRS36H4	1,514.	1,533.	1,553.	1,572.	1,619.	1,647.	1,685.	1,706.	1,726.
	1 1/2"	42"	1.3	RTPRS42H4	1,724.	1,747.	1,770.	1,793.	1,847.	1,879.	1,922.	1,946.	1,970.
	1 1/2"	48"	1.4	RTPRS48H4	1,750.	1,775.	1,799.	1,824.	1,879.	1,913.	1,956.	1,980.	2,005.
	1 1/2"	54"	1.6	RTPRS54H4	1,788.	1,816.	1,845.	1,872.	1,928.	1,962.	2,007.	2,032.	2,057.
	1 1/2"	60"	1.8	RTPRS60H4	1,818.	1,850.	1,883.	1,915.	1,971.	2,006.	2,052.	2,244.	2,584.
	1 1/2"	66"	1.9	RTPRS66H4	2,218.	2,252.	2,285.	2,319.	2,389.	2,430.	2,485.	2,554.	2,638.
	1 1/2"	72"	2.1	RTPRS72H4	2,258.	2,294.	2,332.	2,369.	2,440.	2,482.	2,540.	2,621.	2,725.

Order Code	Specification Information	Application Notes
Example: RTPRS30H4 () ()	To order please specify pattern number including:	It is Not advisable to mix 28 3/8" desk height products with 26 1/2" standard height products.
R Reff	1. Trim Finish: Painted or Anodized	H4 Height: Top of U-shelf or L-shelf overhead to top 1" thick credenza top for 3/4 height cabinet or low credenza.
TP Task Panel	2. Top Insert Finish: Marker board	Always supplied including cable curtain.
R Tool rail	3. Bottom Insert Finish: Fabric	Always supplied including all trim pieces.
S Segmented		Always supplied with the same finish specification.
30 Width		LH & RH side full height trims. (no hi-lo trims)
H4 44 1/2" high		
111 Trim finish		
LW Marker Board top insert; 31"H		
W281 Fabric selection bottom insert; 11"H		


Y = Yardage required

Task Panels

H4 44 1/2" high

Segmented With Tool rail

Glass or Fabric Insert Above / Forbo, Laminate or Wood Below

description	th	w	y	pattern no.	G/FORB	FAB/FORB	FAB/L	FAB/V1	FAB/V2	FAB/V3
Task Panel, segmented	1 1/2"	30"	0.9	RTPRS30H4	\$1,852.	\$1,432.	\$1,428.	\$1,499.	\$1,540.	\$1,620.
With tool rail	1 1/2"	36"	1.1	RTPRS36H4	2,064.	1,552.	1,522.	1,593.	1,640.	1,737.
	1 1/2"	42"	1.3	RTPRS42H4	2,391.	1,786.	1,734.	1,806.	1,858.	1,969.
	1 1/2"	48"	1.4	RTPRS48H4	2,549.	1,838.	1,758.	1,864.	1,921.	2,048.
	1 1/2"	54"	1.6	RTPRS54H4	2,703.	1,900.	1,793.	1,900.	1,961.	2,105.
	1 1/2"	60"	1.8	RTPRS60H4	2,857.	1,961.	1,827.	1,936.	2,003.	2,159.
	1 1/2"	66"	1.9	RTPRS66H4	3,360.	2,359.	2,226.	2,330.	2,407.	2,581.
	1 1/2"	72"	2.1	RTPRS72H4	3,518.	2,424.	2,263.	2,374.	2,449.	2,638.
	1 1/2"	78"	2.3	RTPRS78H4	3,786.	2,599.	2,418.	2,529.	2,605.	2,808.
	1 1/2"	84"	2.4	RTPRS84H4	3,941.	2,648.	2,443.	2,555.	2,636.	2,857.
	1 1/2"	90"	2.6	RTPRS90H4	4,094.	2,709.	2,478.	2,592.	2,679.	2,913.
	1 1/2"	96"	2.8	RTPRS96H4	4,252.	2,773.	2,514.	2,630.	2,721.	2,970.

Order Code

Example:	RTPRS30H4 () ()
R	Reff
TP	Task Panel
R	Tool rail
S	Segmented
30	Width
H4	44 1/2" high
111	Trim finish
W281	Fabric selection top insert; 31"H
V319	Veneer selection bottom insert; 11"H

Specification Information

To order please specify pattern number including;

1. Trim Finish: Painted or Anodized
2. Top Insert Finish: Glass or Fabric
3. Bottom Insert Finish: Forbo, L, V1, V2, V3

Application Notes

It is Not advisable to mix 28 3/8" h desk height products with 26 1/2" standard height products.

Product on this page **Excluding any vertical surface over 60"**, will accept woodgrain laminate where laminate is currently an option.

All Fabric to be applied railroaded as current tackboard.

Top insert = 30 7/16"H
Bottom insert = 10 15/32"H

*Installation instruction sheets available on Knoll Exchange.

For Task Panels refer to reference number 6TP00085.

H4 Height: Top of U-shelf or L-shelf overhead to top 1" thick credenza top for 3/4 height cabinet or low credenza.

Always supplied including cable curtain.


Always supplied including all trim pieces.

All trims supplied with the same finish specification.

LH & RH side full height trims. (no hi-lo trims)

Y = Yardage required

Task Panels
H5 42⁵/₈" high
Monolithic, Without Tool rail
Fabric

description	th	w	y	pattern no.	grade								
					10	15	20	30	35	40	45	50	55
Task Panel, mono without tool rail	1 1/2"	30"	0.9	RTPNM30H5	\$952.	\$968.	\$984.	\$999.	\$1,029.	\$1,048.	\$1,071.	\$1,096.	\$1,121.
	1 1/2"	36"	1.1	RTPNM36H5	1,013.	1,032.	1,052.	1,071.	1,103.	1,123.	1,150.	1,176.	1,203.
	1 1/2"	42"	1.3	RTPNM42H5	1,217.	1,240.	1,264.	1,285.	1,324.	1,347.	1,379.	1,410.	1,444.
	1 1/2"	48"	1.4	RTPNM48H5	1,234.	1,260.	1,283.	1,309.	1,348.	1,373.	1,403.	1,435.	1,468.
	1 1/2"	54"	1.6	RTPNM54H5	1,255.	1,283.	1,312.	1,341.	1,381.	1,406.	1,436.	1,470.	1,503.
	1 1/2"	60"	1.8	RTPNM60H5	1,324.	1,356.	1,388.	1,421.	1,463.	1,488.	1,524.	1,637.	1,827.
	1 1/2"	66"	1.9	RTPNM66H5	1,578.	1,611.	1,644.	1,679.	1,728.	1,759.	1,799.	1,828.	1,845.
	1 1/2"	72"	2.1	RTPNM72H5	1,601.	1,638.	1,675.	1,712.	1,763.	1,794.	1,836.	1,876.	1,915.
	1 1/2"	78"	2.3	RTPNM78H5	1,785.	1,824.	1,866.	1,906.	1,964.	1,999.	2,045.	2,074.	2,085.
	1 1/2"	84"	2.4	RTPNM84H5	1,798.	1,842.	1,884.	1,926.	1,983.	2,019.	2,065.	2,102.	2,128.
	1 1/2"	90"	2.6	RTPNM90H5	1,867.	1,914.	1,960.	2,006.	2,066.	2,103.	2,151.	2,194.	2,235.
	1 1/2"	96"	2.8	RTPNM96H5	1,892.	1,940.	1,990.	2,036.	2,099.	2,134.	2,183.	2,238.	2,300.

Order Code	Specification Information	Application Notes
Example: RTPNM30H5 () ()	To order please specify pattern number including;	It is Not advisable to mix 28³/₈"h desk height products with 26¹/₂" standard height products.
R Reff	1. Trim Finish: Painted or Anodized	H5 Height: Top of single high overhead to top of 1 1/2" thick desk height worksurface.
TP Task Panel	2. Insert Finish: Fabric	Always supplied including cable curtain.
N No tool rail		*Installation instruction sheets available on Knoll Exchange.
M Monolithic		For Task Panels refer to reference number 6TP00085
30 Width		Always supplied including all trim pieces.
H5 42 ⁵ / ₈ " high		All trims supplied with the same finish specification.
111 Trim finish		LH & RH side full height trims. (no hi-lo trims)
W281 Fabric selection		


Y = Yardage required

Task Panels

H5 42⁵/₈" high

Monolithic, Without Tool rail

Wood, Laminate, Marker board or Glass Inserts

description	th	w	pattern no.	glass	LW	L	V1	V2	V3
Task Panel, mono without tool rail 	1 1/2"	30"	RTPNM30H5	\$1,535.	\$989.	\$955.	\$1,090.	\$1,194.	\$1,476.
	1 1/2"	36"	RTPNM36H5	1,738.	1,054.	1,015.	1,156.	1,282.	1,619.
	1 1/2"	42"	RTPNM42H5	2,056.	1,264.	1,217.	1,367.	1,509.	1,902.
	1 1/2"	48"	RTPNM48H5	2,250.	1,283.	1,237.	1,387.	1,552.	1,998.
	1 1/2"	54"	RTPNM54H5	2,412.	1,310.	1,258.	1,415.	1,591.	2,090.
	1 1/2"	60"	RTPNM60H5	2,623.	1,377.	1,321.	1,482.	1,676.	2,231.
	1 1/2"	66"	RTPNM66H5	3,025.	1,667.	1,603.	1,773.	1,993.	2,603.
	1 1/2"	72"	RTPNM72H5	3,191.	1,688.	1,620.	1,795.	2,031.	2,698.
	1 1/2"	78"	RTPNM78H5	3,515.	1,868.	1,794.	1,976.	2,231.	2,952.
	1 1/2"	84"	RTPNM84H5	3,677.	1,888.	1,811.	1,997.	2,268.	3,044.
	1 1/2"	90"	RTPNM90H5	3,889.	1,953.	1,871.	2,063.	2,354.	3,182.
	1 1/2"	96"	RTPNM96H5	4,053.	1,972.	1,889.	2,084.	2,393.	3,298.

Order Code

Example:	RTPNM30H5 () ()
R	Reff
TP	Task Panel
N	No tool rail
M	Monolithic
30	Width
H5	42 ⁵ / ₈ " high
111	Trim finish
V319	Veneer selection

Specification Information

To order please specify pattern number including;

1. Trim Finish: Painted or Anodized
2. Insert Finish: G, LW, L, V1, V2, V3

Application Notes

It is Not advisable to mix 28³/₈"h desk height products with 26¹/₂" standard height products.

Product on this page **Excluding any vertical surface over 60"**, will accept woodgrain laminate where laminate is currently an option.

*Installation instruction sheets available on Knoll Exchange.

For Task Panels refer to reference number 6TP00085.

H5 Height: Top of single high overhead to top of 1 1/2" thick desk height work surface.

Always supplied including cable curtain.

Always supplied including all trim pieces.

All trims supplied with the same finish specification.


LH & RH side full height trims. (no hi-lo trims)

Task Panels

H5 42⁵/₈" high

Segmented With Tool rail

Fabric Insert Above / Fabric Insert Below

description	th	w	y	pattern no.	grade								
					10	15	20	30	35	40	45	50	55
Task Panel, segmented With tool rail 	1 1/2"	30"	0.9	RTPRS30H5	\$1,380.	\$1,412.	\$1,444.	\$1,476.	\$1,519.	\$1,545.	\$1,581.	\$1,593.	\$1,606.
	1 1/2"	36"	1.1	RTPRS36H5	1,474.	1,514.	1,552.	1,591.	1,639.	1,667.	1,706.	1,718.	1,730.
	1 1/2"	42"	1.3	RTPRS42H5	1,682.	1,727.	1,774.	1,820.	1,874.	1,907.	1,952.	2,003.	2,053.
	1 1/2"	48"	1.4	RTPRS48H5	1,707.	1,756.	1,806.	1,855.	1,910.	1,944.	1,990.	2,057.	2,124.
	1 1/2"	54"	1.6	RTPRS54H5	1,743.	1,799.	1,856.	1,914.	1,970.	2,005.	2,051.	2,149.	2,245.
	1 1/2"	60"	1.8	RTPRS60H5	1,778.	1,843.	1,905.	1,970.	2,029.	2,064.	2,112.	2,470.	2,827.
	1 1/2"	66"	1.9	RTPRS66H5	2,150.	2,217.	2,284.	2,351.	2,421.	2,464.	2,521.	2,696.	2,870.
	1 1/2"	72"	2.1	RTPRS72H5	2,188.	2,263.	2,337.	2,411.	2,484.	2,527.	2,585.	2,790.	2,994.

Order Code

Example:	RTPRS30H5 () ()
R	Reff
TP	Task Panel
R	Tool rail
S	Segmented
30	Width
H5	42 ⁵ / ₈ " high
111	Trim finish
W281	Fabric selection top insert, 36"H
W281	Fabric selection bottom insert, 4"H

Specification Information

To order please specify pattern number including;

1. Trim Finish: Painted or Anodized
2. Top insert finish: Fabric
3. Bottom insert finish: Fabric

Application Notes

It is Not advisable to mix 28³/₈"h desk height products with 26¹/₂" standard height products.

All Fabric to be applied railroaded as current tackboard.

Note: Need to "double the yardage", for this task panel; Fabric above, Fabric below.

Top insert = 35¹/₁₆"H
Bottom insert = 3¹⁵/₁₆"H

*Installation instruction sheets available on Knoll Exchange.

For Task Panels refer to reference number 6TP00085

H5 Height: Top of single high overhead to top of 1 1/2" thick desk height work worksurface.

Always supplied including cable curtain.

Always supplied including all trim pieces.

All trims supplied with the same finish specification.

LH & RH side full height trims. (no hi-lo trims)


Y = Yardage required

Task Panels

H5 42⁵/₈" high

Segmented With Tool rail

Marker board Insert Above / Fabric Insert Below

description	th	w	y	pattern no.	grade								
					LW10	LW15	LW20	LW30	LW35	LW40	LW45	LW50	LW55
Task Panel, segmented With tool rail 	1 1/2"	30"	0.9	RTPRS30H5	\$1,422.	\$1,437.	\$1,453.	\$1,470.	\$1,514.	\$1,539.	\$1,576.	\$1,612.	\$1,648.
	1 1/2"	36"	1.1	RTPRS36H5	1,510.	1,531.	1,551.	1,570.	1,616.	1,645.	1,683.	1,721.	1,761.
	1 1/2"	42"	1.3	RTPRS42H5	1,721.	1,745.	1,768.	1,791.	1,845.	1,877.	1,920.	1,964.	2,009.
	1 1/2"	48"	1.4	RTPRS48H5	1,757.	1,783.	1,806.	1,831.	1,887.	1,919.	1,962.	2,007.	2,054.
	1 1/2"	54"	1.6	RTPRS54H5	1,789.	1,817.	1,846.	1,873.	1,929.	1,964.	2,008.	2,054.	2,102.
	1 1/2"	60"	1.8	RTPRS60H5	1,827.	1,860.	1,892.	1,923.	1,980.	2,014.	2,061.	2,255.	2,596.
	1 1/2"	66"	1.9	RTPRS66H5	2,227.	2,261.	2,294.	2,329.	2,398.	2,440.	2,496.	2,566.	2,650.
	1 1/2"	72"	2.1	RTPRS72H5	2,269.	2,306.	2,343.	2,381.	2,451.	2,494.	2,552.	2,634.	2,739.

Order Code	Specification Information	Application Notes
Example: RTPRS30H5 () ()	To order please specify pattern number including:	It is Not advisable to mix 28³/₈" desk height products with 26¹/₂" standard height products.
R Reff	1. Trim Finish: Painted or Anodized	H5 Height: Top of single high overhead to top of 1 1/2" thick desk height worksurface.
TP Task Panel	2. Top insert finish: Marker board	Always supplied including cable curtain.
R Tool rail	3. Bottom insert finish: Fabric	Always supplied including all trim pieces.
S Segmented		All trims supplied with the same finish specification.
30 Width		LH & RH side full height trims. (no hi-lo trims)
H5 42 ⁵ / ₈ " high		
111 Trim finish		
LW Marker board top insert; 36"H		
W281 Fabric selection bottom insert; 4"H		


Y = Yardage required

Task Panels

H5 42⁵/₈" high

Segmented With Tool rail

Glass or Fabric Insert Above / Forbo, Laminate or Wood Below

description	th	w	y	pattern no.	FAB/L	G/FORB	FAB/FORB	FAB/V1	FAB/V2	FAB/V3
Task Panel, segmented	1 1/2"	30"	0.9	RTPRS30H5	\$1,427.	\$1,844.	\$1,328.	\$1,474.	\$1,489.	\$1,526.
With tool rail	1 1/2"	36"	1.1	RTPRS36H5	1,518.	2,055.	1,429.	1,566.	1,583.	1,628.
	1 1/2"	42"	1.3	RTPRS42H5	1,725.	2,382.	1,643.	1,773.	1,794.	1,844.
	1 1/2"	48"	1.4	RTPRS48H5	1,749.	2,541.	1,678.	1,836.	1,857.	1,717.
	1 1/2"	54"	1.6	RTPRS54H5	1,783.	2,695.	1,719.	1,869.	1,893.	1,955.
	1 1/2"	60"	1.8	RTPRS60H5	1,815.	2,849.	1,761.	1,902.	1,928.	1,998.
	1 1/2"	66"	1.9	RTPRS66H5	2,222.	3,352.	2,140.	2,310.	2,338.	2,414.
	1 1/2"	72"	2.1	RTPRS72H5	2,259.	3,509.	2,186.	2,346.	2,376.	2,460.
	1 1/2"	78"	2.3	RTPRS78H5	2,404.	2,686.	2,342.	2,494.	2,526.	2,617.
	1 1/2"	84"	2.4	RTPRS84H5	2,427.	3,932.	2,372.	2,517.	2,551.	2,649.
	1 1/2"	90"	2.6	RTPRS90H5	2,461.	4,086.	2,415.	2,551.	2,586.	2,692.
	1 1/2"	96"	2.8	RTPRS96H5	2,496.	4,242.	2,460.	2,588.	2,624.	2,736.

Order Code

Example:	RTPRS30H5 () ()
R	Reff
TP	Task Panel
R	Tool rail
S	Segmentated
30	Width
H5	42 ⁵ / ₈ " high
111	Trim finish
W281	Fabric selection top insert; 36"H
V319	Veneer selection bottom insert; 4"H

Specification Information

To order please specify pattern number including;

1. Trim Finish: Painted or Anodized
2. Top insert finish: Glass or Fabric
3. Bottom insert finish: Forbo, L, V1, V2, V3

Application Notes

It is Not advisable to mix 28⁵/₈"h desk height products with 26¹/₂" standard height products.

Product on this page **Excluding any vertical surface over 60"**, will accept woodgrain laminate where laminate is currently an option.

All Fabric to be applied railroaded as current tackboard.

Top insert = 35¹/₁₆"H
Bottom insert = 3¹⁵/₁₆"H

*Installation instruction sheets available on Knoll Exchange.

For Task Panels refer to reference number 6TP00085.

H5 Height: Top of single high overhead to top of 1 1/2" thick desk height work worksurface.

Always supplied including cable curtain.


Always supplied including all trim pieces.

All trims supplied with the same finish specification.

LH & RH side full height trims. (no hi-lo trims)

Y = Yardage required

Task Panels
H6 49 1/8" high
Monolithic, Without Tool rail
Fabric

description	th	w	y	pattern no.	grade								
					10	15	20	30	35	40	45	50	55
Task Panel, mono	1 1/2"	30"	0.9	RTPNM30H6	\$1,003.	\$1,017.	\$1,033.	\$1,049.	\$1,081.	\$1,099.	\$1,124.	\$1,149.	\$1,174.
Without tool rail	1 1/2"	36"	1.1	RTPNM36H6	1,064.	1,084.	1,102.	1,122.	1,156.	1,175.	1,203.	1,229.	1,256.
	1 1/2"	42"	1.3	RTPNM42H6	1,269.	1,291.	1,316.	1,338.	1,379.	1,403.	1,434.	1,465.	1,498.
	1 1/2"	48"	1.4	RTPNM48H6	1,286.	1,312.	1,336.	1,361.	1,401.	1,427.	1,460.	1,492.	1,525.
	1 1/2"	54"	1.6	RTPNM54H6	1,309.	1,337.	1,367.	1,394.	1,435.	1,461.	1,494.	1,528.	1,561.
	1 1/2"	60"	1.8	RTPNM60H6	1,380.	1,412.	1,445.	1,477.	1,522.	1,546.	1,582.	1,693.	1,881.
	1 1/2"	66"	1.9	RTPNM66H6	1,634.	1,667.	1,700.	1,735.	1,787.	1,817.	1,858.	1,887.	1,900.
	1 1/2"	72"	2.1	RTPNM72H6	1,658.	1,695.	1,733.	1,769.	1,822.	1,854.	1,897.	1,935.	1,971.
	1 1/2"	78"	2.3	RTPNM78H6	1,843.	1,883.	1,924.	1,965.	2,024.	2,059.	2,106.	2,134.	2,142.
	1 1/2"	84	2.4	RTPNM84H6	1,857.	1,900.	1,943.	1,985.	2,046.	2,080.	2,128.	2,163.	2,186.
	1 1/2"	90	2.6	RTPNM90H6	1,927.	1,973.	2,020.	2,066.	2,128.	2,165.	2,215.	2,259.	2,295.
	1 1/2"	96"	2.8	RTPNM96H6	1,953.	2,002.	2,052.	2,102.	2,164.	2,202.	2,252.	2,305.	2,362.

Order Code	Specification Information	Application Notes
Example: RTPNM30H6 () ()	To order please specify pattern number including:	It is Not advisable to mix 28 3/8" h desk height products with 26 1/2" standard height products.
R Reff	1. Trim Finish: Painted or Anodized	
TP Task Panel	2. Insert Finish: Fabric	All Fabric to be applied railroaded as current tackboard.
N No tool rail		*Installation instruction sheets available on Knoll Exchange.
M Monolithic		For Task Panels refer to reference number 6TP00085
30 Width		H6 Height: Top of single high overhead to top of 1" thick credenza top for 3/4 height cabinet or lower credenza.
H6 49 1/8" high		Always supplied including cable curtain.
111 Trim finish		Always supplied including all trim pieces.
W281 Fabric selection		All trims supplied with the same finish specification.

Y = Yardage required

LH & RH side full height trims. (no hi-lo trims)

Task Panels

H6 49 1/8" high

Monolithic, Without Tool rail

Wood, Laminate, Marker board or Glass Inserts

description	th	w	pattern no.	glass	LW	L	V1	V2	V3
Task Panel, mono	1 1/2"	30"	RTPNM30H6	\$1,699.	\$1,056.	\$1,018.	\$1,158.	\$1,280.	\$1,608.
Without tool rail	1 1/2"	36"	RTPNM36H6	1,925.	1,124.	1,081.	1,226.	1,372.	1,761.
	1 1/2"	42"	RTPNM42H6	2,264.	1,327.	1,278.	1,431.	1,597.	2,052.
	1 1/2"	48"	RTPNM48H6	2,485.	1,359.	1,306.	1,464.	1,645.	2,162.




Order Code	Specification Information	Application Notes	Application Notes
Example: RTPNM30H6 () ()	To order please specify pattern number including;	It is Not advisable to mix 28 3/8" h desk height products with 26 1/2" standard height products.	H6 Height: Top of single high overhead to top of 1" thick credenza top for 3/4 height cabinet or lower credenza.
R Reff	1. Trim Finish: Painted or Anodized	Product on this page Excluding any vertical surface over 60" , will accept woodgrain laminate where laminate is currently an option.	Always supplied including cable curtain.
TP Task Panel	2. Insert Finish: G, LW, L, V1, V2, V3	*Installation instruction sheets available on Knoll Exchange.	Always supplied including all trim pieces.
N No tool rail		For Task Panels refer to reference number 6TP00085.	All trims supplied with the same finish specification.
M Monolithic			LH & RH side full height trims. (no hi-lo trims)
30 Width			
H6 49 1/8" high			
111 Trim finish			
V319 Veneer selection			

Task Panels

H6 49 1/8" high

Segmented With Tool rail

Fabric Insert Above / Fabric Insert Below

description	th	w	y	pattern no.	10	15	20	30	35	40	45	50	55
Task Panel, segmented	1 1/2"	30"	0.9	RTPRS30H6	\$1,430.	\$1,462.	\$1,493.	\$1,526.	\$1,561.	\$1,598.	\$1,635.	\$1,644.	\$1,654.
With tool rail	1 1/2"	36"	1.1	RTPRS36H6	1,525.	1,563.	1,602.	1,641.	1,681.	1,719.	1,759.	1,769.	1,778.
	1 1/2"	42"	1.3	RTPRS42H6	1,735.	1,780.	1,825.	1,871.	1,917.	1,961.	2,006.	2,053.	2,103.
	1 1/2"	48"	1.4	RTPRS48H6	1,760.	1,810.	1,860.	1,908.	1,955.	2,001.	2,047.	2,111.	2,175.
	1 1/2"	54"	1.6	RTPRS54H6	1,796.	1,853.	1,909.	1,967.	2,013.	2,061.	2,108.	2,203.	2,297.
	1 1/2"	60"	1.8	RTPRS60H6	1,834.	1,897.	1,961.	2,025.	2,073.	2,122.	2,170.	2,525.	2,880.
	1 1/2"	66"	1.9	RTPRS66H6	2,206.	2,272.	2,339.	2,407.	2,465.	2,523.	2,580.	2,753.	2,926.
	1 1/2"	72"	2.1	RTPRS72H6	2,244.	2,319.	2,394.	2,469.	2,543.	2,586.	2,646.	2,848.	3,049.

Order Code

Example:	RTPRS30H6 () ()
R	Reff
TP	Task Panel
N	No tool rail
S	Segmented
30	Width
H6	49 1/8" high
111	Trim finish
W281	Fabric selection top insert; 36"H
W281	Fabric selection bottom insert; 11"H

Specification Information

To order please specify pattern number including;

1. Trim Finish: Painted or Anodized
2. Top insert finish: Fabric
3. Bottom insert finish: Fabric

Application Notes

It is Not advisable to mix 28 3/8" h desk height products with 26 1/2" standard height products.

All Fabric to be applied railroaded as current tackboard.

Note: Need to "double the yardage", for this task panel; Fabric above, Fabric below.

Top insert = 35 1/16"H
Bottom insert = 10 15/32"H

*Installation instruction sheets available on Knoll Exchange.

For Task Panels refer to reference number 6TP00085

H6 Height: Top of single high overhead to top of 1" thick credenza top for 3/4 height cabinet or lower credenza.

Always supplied including cable curtain.

Always supplied including all trim pieces.

All trims supplied with the same finish specification.

LH & RH side full height trims. (no hi-lo trims)


Y = Yardage required

Task Panels

H6 49 1/8" high

Segmented With Tool rail

Marker board Insert Above / Fabric Insert Below

description	th	w	y	pattern no.	LW10	LW15	LW20	LW30	LW35	LW40	LW45	LW50	LW55
Task Panel, segmented	1 1/2"	30"	0.9	RTPRS30H6	\$1,472.	\$1,487.	\$1,503.	\$1,519.	\$1,565.	\$1,592.	\$1,629.	\$1,664.	\$1,701.
With tool rail	1 1/2"	36"	1.1	RTPRS36H6	1,562.	1,582.	1,601.	1,620.	1,668.	1,698.	1,738.	1,776.	1,815.
	1 1/2"	42"	1.3	RTPRS42H6	1,773.	1,796.	1,819.	1,843.	1,897.	1,930.	1,974.	2,018.	2,061.
	1 1/2"	48"	1.4	RTPRS48H6	1,811.	1,836.	1,860.	1,886.	1,942.	1,975.	2,020.	2,064.	2,109.
	1 1/2"	54"	1.6	RTPRS54H6	1,843.	1,870.	1,899.	1,927.	1,985.	2,020.	2,066.	2,112.	2,158.
	1 1/2"	60"	1.8	RTPRS60H6	1,883.	1,915.	1,947.	1,978.	2,037.	2,074.	2,121.	2,313.	2,650.
	1 1/2"	66"	1.9	RTPRS66H6	2,283.	2,317.	2,350.	2,384.	2,454.	2,499.	2,555.	2,624.	2,705.

Order Code

Example:	RTPRS30H6 () ()
R	Reff
TP	Task Panel
R	Tool rail
S	Segmentated
30	Width
H6	49 1/8" high
111	Trim finish
LW	Marker board top insert; 36"H
W281	Fabric selection bottom insert; 11"H

Specification Information

To order please specify pattern number including:

1. Trim Finish: Painted or Anodized
2. Top insert finish: Marker board
3. Bottom insert finish: Fabric

Application Notes

It is Not advisable to mix 28 3/8" desk height products with 26 1/2" standard height products.

All Fabric to be applied railroded as current tackboard.

Top insert = 35 1/16"H
Bottom insert = 10 15/32"H

*Installation instruction sheets available on Knoll Exchange.

For Task Panels refer to reference number 6TP00085

H6 Height: Top of single high overhead to top of 1" thick credenza top for 3/4 height cabinet or lower credenza.

Always supplied including cable curtain.

Always supplied including all trim pieces.

All trims supplied with the same finish specification.

LH & RH side full height trims. (no hi-lo trims)


Y = Yardage required

Task Panels

H6 49 1/8" high

Segmented With Tool rail

Glass or Fabric Insert Above / Forbo, Laminate or Wood Below

description	th	w	y	pattern no.	G/FORB	FAB/FORB	FAB/L	FAB/V1	FAB/V2	FAB/V3
Task Panel, segmented	1 1/2"	30"	0.9	RTPRS30H6	\$1,986.	\$1,472.	\$1,467.	\$1,538.	\$1,580.	\$1,660.
With tool rail	1 1/2"	36"	1.1	RTPRS36H6	2,219.	1,592.	1,560.	1,633.	1,681.	1,777.
	1 1/2"	42"	1.3	RTPRS42H6	2,565.	1,826.	1,773.	1,848.	1,899.	2,009.
	1 1/2"	48"	1.4	RTPRS48H6	2,742.	1,879.	1,799.	1,905.	1,962.	2,089.
	1 1/2"	54"	1.6	RTPRS54H6	2,917.	1,942.	1,836.	1,942.	2,004.	2,146.
	1 1/2"	60"	1.8	RTPRS60H6	3,091.	2,004.	1,870.	1,978.	2,046.	2,202.
	1 1/2"	66"	1.9	RTPRS66H6	3,614.	2,402.	2,270.	2,378.	2,450.	2,624.
	1 1/2"	72"	2.1	RTPRS72H6	3,791.	2,469.	2,308.	2,419.	2,494.	2,684.
	1 1/2"	78"	2.3	RTPRS78H6	4,080.	2,645.	2,463.	2,575.	2,650.	2,853.
	1 1/2"	84"	2.4	RTPRS84H6	4,254.	2,695.	2,489.	2,601.	2,684.	2,904.
	1 1/2"	90"	2.6	RTPRS90H6	4,429.	2,756.	2,525.	2,638.	2,724.	2,959.
	1 1/2"	96"	2.8	RTPRS96H6	4,604.	2,819.	2,562.	2,679.	2,767.	3,018.

Order Code

Example:	RTPRS30H6 () ()
R	Reff
TP	Task Panel
R	Tool rail
S	Segmentated
30	Width
H6	49 1/8" high
111	Trim finish
W281	Fabric selection top insert; 36"H
V319	Veneer selection bottom insert; 11"H

Specification Information

To order please specify pattern number including;

1. Trim Finish: Painted or Anodized
2. Top insert finish: Glass or Fabric
3. Bottom insert finish: Forbo, L, V1, V2, V3

Application Notes

It is Not advisable to mix 28 3/8" h desk height products with 26 1/2" standard height products.

Product on this page **Excluding any vertical surface over 60"**, will accept woodgrain laminate where laminate is currently an option.

All Fabric to be applied railroaded as current tackboard.

Top insert = 35 1/16"H
Bottom insert = 10 15/32"H

*Installation instruction sheets available on Knoll Exchange.

For Task Panels refer to reference number 6TP00085.

H6 Height: Top of single high overhead to top of 1" thick credenza top for 3/4 height cabinet or lower credenza.

Always supplied including cable curtain.

Always supplied including all trim pieces.

All trims supplied with the same finish specification.

LH & RH side full height trims. (no hi-lo trims)

Y = Yardage required

Task Panels

H7 56 1/8" high

Monolithic, Without Tool rail

Wood, Laminate, Marker board or Glass Inserts

description	th	w	pattern n	glass	LW	L	V1	V2	V3	
Task Panel, mono	1 1/2"	30"	RTPNM30H7()()		\$1,839.	\$1,072.	\$1,033.	\$1,166.	\$1,315.	\$1,701.
Without tool rail	1 1/2"	36"	RTPNM36H7()()		2,092.	1,144.	1,098.	1,248.	1,411.	1,869.
	1 1/2"	42"	RTPNM42H7()()		2,454.	1,359.	1,306.	1,464.	1,659.	2,191.
	1 1/2"	48"	RTPNM48H7()()		2,708.	1,393.	1,335.	1,500.	1,711.	2,319.



Order Code

Example:	RTPNM30H7()()
R	Reff
TP	Task Panel
N	No tool rail
M	Monolithic
30	Width
H7	56 1/8" high
111	Trim finish
V319	Veneer selection

Specification Information

To order please specify pattern number including;

1. Trim Finish: Painted or Anodized
2. Insert Finish: G, LW, L, V1, V2, V3

Application Notes

It is Not advisable to mix 28 3/8" h desk height products with 26 1/2" standard height products.

Product on this page **Excluding any vertical surface over 60"**, will accept woodgrain laminate where laminate is currently an option.

*Installation instruction sheets available on Knoll Exchange.

For Task Panels refer to reference number 6TP00085.

H7 Height: Top of double high overhead to top of 1 1/2" thick desk height worksurface.

Always supplied including cable curtain.

Always supplied including all trim pieces.

All trims supplied with the same finish specification.


LH & RH side full height trims. (no hi-lo trims)

Task Panels

H7 56 1/8" high

Segmented With Tool rail

Fabric Insert Above / Fabric Insert Below

description	th	w	y	pattern no.	grade								
					10	15	20	30	35	40	45	50	55
Task Panel, segmented With tool rail 	1 1/2"	30"	0.9	RTPRS30H7	\$1,436.	\$1,468.	\$1,500.	\$1,532.	\$1,569.	\$1,605.	\$1,642.	\$1,679.	\$1,688.
	1 1/2"	36"	1.1	RTPRS36H7	1,533.	1,572.	1,610.	1,649.	1,689.	1,728.	1,769.	1,808.	1,818.
	1 1/2"	42"	1.3	RTPRS42H7	1,743.	1,789.	1,836.	1,881.	1,926.	1,972.	2,017.	2,065.	2,113.
	1 1/2"	48"	1.4	RTPRS48H7	1,770.	1,819.	1,869.	1,919.	1,965.	2,010.	2,056.	2,122.	2,186.
	1 1/2"	54"	1.6	RTPRS54H7	1,809.	1,865.	1,921.	1,977.	2,025.	2,073.	2,120.	2,215.	2,310.
	1 1/2"	60"	1.8	RTPRS60H7	1,846.	1,908.	1,973.	2,036.	2,085.	2,134.	2,183.	2,539.	2,894.

Order Code

Example:	RTPRS30H7 () ()
R	Reff
TP	Task Panel
R	Tool rail
S	Segmented
30	Width
H7	56 1/8" high
111	Trim finish
W281	Fabric selection top insert; 49"H
W281	Fabric selection bottom insert; 4"H

Specification Information

To order please specify pattern number including;

1. Trim Finish: Painted or Anodized
2. Top insert finish: Fabric
3. Bottom insert finish: Fabric

Application Notes

It is Not advisable to mix 28 3/8" desk height products with 26 1/2" standard height products.

All Fabric to be applied railroaded as current tackboard.

Note: Need to "double the yardage", for this task panel; Fabric above, Fabric below.

Top insert = 49 9/16"H
Bottom insert = 3 15/16"H

*Installation instruction sheets available on Knoll Exchange.

For Task Panels refer to reference number 6TP00085

H7 Height: Top of double high overhead to top of 1 1/2" thick desk height worksurface.

Always supplied including cable curtain.

Always supplied including all trim pieces.

All trims supplied with the same finish specification.

LH & RH side full height trims. (no hi-lo trims)

Y = Yardage required


Task Panels

H7 56 1/8" high

Segmented With Tool rail

Marker board Insert Above / Fabric Insert Below

description	th	w	y	pattern no.	LW10	LW15	LW20	LW30	LW35	LW40	LW45	LW50	LW55
Task Panel, segmented	1 1/2"	30"	0.9	RTPRS30H7	\$1,505.	\$1,523.	\$1,537.	\$1,554.	\$1,591.	\$1,629.	\$1,665.	\$1,701.	\$1,739.
With tool rail	1 1/2"	36"	1.1	RTPRS36H7	1,608.	1,629.	1,646.	1,666.	1,707.	1,746.	1,787.	1,826.	1,866.
	1 1/2"	42"	1.3	RTPRS42H7	1,824.	1,848.	1,871.	1,895.	1,941.	1,985.	2,031.	2,076.	2,122.
	1 1/2"	48"	1.4	RTPRS48H7	1,858.	1,884.	1,907.	1,932.	1,978.	2,026.	2,072.	2,117.	2,164.



Order Code	Specification Information	Application Notes
Example: RTPRS30H7 () ()	To order please specify pattern number including:	It is Not advisable to mix 28 3/8" desk height products with 26 1/2" standard height products.
R Reff	1. Trim Finish: Painted or Anodized	H7 Height: Top of double high overhead to top of 1 1/2" thick desk height worksurface.
TP Task Panel	2. Top insert finish: Marker board	Always supplied including cable curtain.
R Tool rail	3. Bottom insert finish: Fabric	Always supplied including all trim pieces.
S Segmented		All trims supplied with the same finish specification.
30 Width		LH & RH side full height trims. (no hi-lo trims)
H7 56 1/8" high		
111 Trim finish		
LW Marker board top insert; 49"H		
W281 Fabric selection bottom insert; 4"H		


Y = Yardage required

Task Panels

H7 56 1/8" high

Segmented With Tool rail

Glass or Fabric Insert Above / Forbo, Laminate or Wood Below

description	th	w	y	pattern no.	G/FORB	FAB/FORB	FAB/L	FAB/V1	FAB/V2	FAB/V3
Task Panel, segmented	1 1/2"	30"	0.9	RTPRS30H7	\$2,147.	\$1,384.	\$1,483.	\$1,530.	\$1,545.	\$1,582.
With tool rail	1 1/2"	36"	1.1	RTPRS36H7	2,411.	1,487.	1,577.	1,624.	1,642.	1,685.
	1 1/2"	42"	1.3	RTPRS42H7	2,790.	1,705.	1,852.	1,835.	1,854.	1,904.
	1 1/2"	48"	1.4	RTPRS48H7	2,999.	1,740.	1,812.	1,899.	1,921.	1,977.
	1 1/2"	54"	1.6	RTPRS54H7	n/a	n/a	1,848.	1,933.	1,958.	2,020.
	1 1/2"	60"	1.8	RTPRS60H7	n/a	n/a	1,883.	1,970.	1,996.	2,065.

Order Code

Example:	RTPRS30H7 () ()
R	Reff
TP	Task Panel
R	Tool rail
S	Segmentated
30	Width
H7	56 1/8" high
111	Trim finish
W281	Fabric selection top insert; 49"H
V319	Veneer selection bottom insert; 4"H

Specification Information

To order please specify pattern number including:

1. Trim Finish: Painted or Anodized
2. Top insert finish: Glass or Fabric
3. Bottom insert finish: Forbo, L, V1, V2, V3

Application Notes

It is Not advisable to mix 28 3/8" desk height products with 26 1/2" standard height products.

Product on this page **Excluding any vertical surface over 60"**, will accept woodgrain laminate where laminate is currently an option.

All Fabric to be applied railroaded as current tackboard.

Top insert = 48 1/16"H
Bottom insert = 3 15/16"H

*Installation instruction sheets available on Knoll Exchange.

For Task Panels refer to reference number 6TP00085.

H7 Height: Top of double high overhead to top of 1 1/2" thick desk height worksurface.

Always supplied including cable curtain.

Always supplied including all trim pieces.

All trims supplied with the same finish specification.

LH & RH side full height trims. (no hi-lo trims)

Y = Yardage required

Task Panels

H8 62³/₄" high

Monolithic, Without Tool rail

Wood, Laminate, Marker board or Glass Inserts

description	th	w	pattern no.	glass	LW	L	V1	V2	V3
Task Panel, mono	1 1/2"	30"	RTPNM30H8	\$2,152.	\$1,294.	\$1,247.	\$1,397.	\$1,552.	\$1,971.
Without tool rail	1 1/2"	36"	RTPNM36H8	2,434.	1,370.	1,317.	1,473.	1,648.	2,149.
	1 1/2"	42"	RTPNM42H8	2,817.	1,587.	1,526.	1,692.	1,900.	2,480.
	1 1/2"	48"	RTPNM48H8	3,104.	1,615.	1,550.	1,724.	1,959.	2,621.



Order Code

Example:	RTPNM30H8 () ()
R	Reff
TP	Task Panel
N	No tool rail
M	Monolithic
30	Width
H8	62 ³ / ₄ " high
111	Trim finish
V319	Veneer selection

Specification Information

To order please specify pattern number including;

1. Trim Finish: Painted or Anodized
2. Insert Finish: G, LW, L, V1, V2, V3

Application Notes

It is Not advisable to mix 28³/₈"h desk height products with 26¹/₂" standard height products.

Product on this page **Excluding any vertical surface over 60"**, will accept woodgrain laminate where laminate is currently an option.

*Installation instruction sheets available on Knoll Exchange.

For Task Panels refer to reference number 6TP00085.

H8 Height: Top of double high overhead to top of 1" thick credenza top for 3/4 height cabinet.

Always supplied including cable curtain.

Always supplied including all trim pieces.

All trims supplied with the same finish specification.


LH & RH side full height trims. (no hi-lo trims)

Task Panels

H8 62³/₄" high

Segmented With Tool rail

Fabric Insert Above / Fabric Insert Below

description	th	w	y	pattern no.	grade								
					10	15	20	30	35	40	45	50	55
Task Panel, segmented With tool rail 	1 1/2"	30"	0.9	RTPRS30H8	\$1,614.	\$1,646.	\$1,680.	\$1,711.	\$1,762.	\$1,793.	\$1,835.	\$1,878.	\$1,921.
	1 1/2"	36"	1.1	RTPRS36H8	1,712.	1,751.	1,790.	1,828.	1,884.	1,917.	1,961.	2,006.	2,053.
	1 1/2"	42"	1.3	RTPRS42H8	1,923.	1,969.	2,016.	2,062.	2,124.	2,161.	2,211.	2,262.	2,314.
	1 1/2"	48"	1.4	RTPRS48H8	1,952.	2,001.	2,051.	2,101.	2,163.	2,200.	2,251.	2,303.	2,356.
	1 1/2"	54"	1.6	RTPRS54H8	1,992.	2,048.	2,104.	2,160.	2,225.	2,264.	2,316.	2,413.	2,508.
	1 1/2"	60"	1.8	RTPRS60H8	2,029.	2,091.	2,157.	2,220.	2,287.	2,328.	2,380.	2,736.	3,093.
	1 1/2"	66"	1.9	RTPRS66H8	2,403.	2,472.	2,539.	2,606.	2,685.	2,730.	2,794.	2,968.	3,142.
	1 1/2"	72"	2.1	RTPRS72H8	2,447.	2,515.	2,582.	2,650.	2,729.	2,776.	2,841.	3,054.	3,268.

Order Code

Example:	RTPRS30H8 () ()
R	Reff
TP	Task Panel
N	No tool rail
M	Monolithic
30	Width
H8	62 ³ / ₄ " high
111	Trim finish
W281	Fabric selection top insert; 49"H
W281	Fabric selection bottom insert; 11"H

Specification Information

To order please specify pattern number including;

1. Trim Finish: Painted or Anodized
2. Top insert finish: Fabric
3. Bottom insert finish: Fabric

Application Notes

It is Not advisable to mix 28³/₁₆"h desk height products with 26¹/₂" standard height products.

All Fabric to be applied railroaded as current tackboard.

Note: Need to "double the yardage", for this task panel; Fabric above, Fabric below.

Top insert = 48⁹/₁₆"H
 Bottom insert = 10¹⁵/₃₂"H

*Installation instruction sheets available on Knoll Exchange.

For Task Panels refer to reference number 6TP00085

H8 Height: Top of double high overhead to top of 1" thick credenza top for 3/4 height cabinet.

Always supplied including cable curtain.

Always supplied including all trim pieces.

All trims supplied with the same finish specification.

LH & RH side full height trims. (no hi-lo trims)

Y = Yardage required

Task Panels

H8 62³/₄" high

Segmented With Tool rail

Marker board Insert Above / Fabric Insert Below

description	th	w	y	pattern no.	LW10	LW15	LW20	LW30	LW35	LW40	LW45	LW50	LW55
Task Panel, segmented	1 1/2"	30"	0.9	RTPRS30H8	\$1,684.	\$1,700.	\$1,715.	\$1,733.	\$1,773.	\$1,815.	\$1,856.	\$1,899.	\$1,943.
With tool rail	1 1/2"	36"	1.1	RTPRS36H8	1,788.	1,808.	1,825.	1,846.	1,891.	1,933.	1,978.	2,024.	2,070.
	1 1/2"	42"	1.3	RTPRS42H8	2,006.	2,029.	2,052.	2,075.	2,125.	2,175.	2,225.	2,276.	2,329.
	1 1/2"	48"	1.4	RTPRS48H8	2,039.	2,065.	2,088.	2,114.	2,164.	2,216.	2,266.	2,318.	2,371.




Order Code	Specification Information	Application Notes
Example: RTPRS30H8 () ()	To order please specify pattern number including:	It is Not advisable to mix 28³/₈" desk height products with 26¹/₂" standard height products.
R Reff	1. Trim Finish: Painted or Anodized	H8 Height: Top of double high overhead to top of 1" thick credenza top for 3/4 height cabinet.
TP Task Panel	2. Top insert finish: Marker board	Always supplied including cable curtain.
R Tool rail	3. Bottom insert finish: Fabric	Always supplied including all trim pieces.
S Segmented		All trims supplied with the same finish specification.
30 Width		LH & RH side full height trims. (no hi-lo trims)
H8 62 ³ / ₄ " high		
111 Trim finish		
LW Marker board top insert; 49"H		
W281 Fabric selection bottom insert; 11"H		

Y = Yardage required

H8 62³/₄" high

Segmented With Tool rail

Glass or Fabric Insert Above / Forbo, Laminate or Wood Below

description	th	w	y	pattern no.	G/FORB	FAB/FORB	FAB/L	FAB/V1	FAB/V2	FAB/V3
Task Panel, segmented	1 1/2"	30"	0.9	RTPRS30H8	\$2,419.	\$1,658.	\$1,652.	\$1,724.	\$1,765.	\$1,845.
With tool rail	1 1/2"	36"	1.1	RTPRS36H8	2,703.	1,779.	1,748.	1,820.	1,867.	1,964.
	1 1/2"	42"	1.3	RTPRS42H8	3,100.	2,016.	1,964.	2,036.	2,087.	2,199.
	1 1/2"	48"	1.4	RTPRS48H8	3,330.	2,072.	1,993.	2,098.	2,155.	2,282.
	1 1/2"	54"	1.6	RTPRS54H8	3,557.	2,136.	2,060.	2,136.	2,198.	2,340.
	1 1/2"	60"	1.8	RTPRS60H8	3,781.	2,199.	2,068.	2,175.	2,241.	2,398.

Order Code

Example:	RTPRS30H8 () ()
R	Reff
TP	Task Panel
R	Tool rail
S	Segmentated
30	Width
H8	62 ³ / ₄ " high
111	Trim finish
W281	Fabric selection top insert; 49"H
V319	Veneer selection bottom insert; 11"H

Specification Information

To order please specify pattern number including:

1. Trim Finish: Painted or Anodized
2. Top insert finish: Glass or Fabric
3. Bottom insert finish: Forbo, L, V1, V2, V3

Application Notes

It is Not advisable to mix 28³/₈"h desk height products with 26¹/₂" standard height products.

Product on this page **Excluding any vertical surface over 60"**, will accept woodgrain laminate where laminate is currently an option.

All Fabric to be applied railroaded as current tackboard.

Top insert = 48⁷/₁₆"H
Bottom insert = 10¹⁵/₃₂"H

*Installation instruction sheets available on Knoll Exchange.

For Task Panels refer to reference number 6TP00085.

H8 Height: Top of double high overhead to top of 1" thick credenza top for 3/4 height cabinet.

Always supplied including cable curtain.


Always supplied including all trim pieces.

All trims supplied with the same finish specification.

LH & RH side full height trims. (no hi-lo trims)

Y = Yardage required


Tackboards
H1 23 1/8" high
Wall applied, fabric

description	w	y	pattern no.	grade								
				10	15	20	30	35	40	45	50	55
Tackboard, wall hung	30"	1.0	RWHDHTB30H1()	\$278.	\$305.	\$333.	\$361.	\$366.	\$371.	\$376.	\$413.	\$448.
	36"	1.1	RWHDHTB36H1()	296.	327.	357.	387.	393.	399.	406.	444.	484.
	42"	1.3	RWHDHTB42H1()	326.	362.	396.	433.	440.	446.	454.	500.	546.
	48"	1.5	RWHDHTB48H1()	355.	395.	436.	477.	486.	494.	502.	555.	608.
	54"	1.6	RWHDHTB54H1()	373.	417.	462.	505.	514.	523.	532.	589.	644.
	60"	1.8	RWHDHTB60H1()	402.	451.	501.	550.	561.	571.	580.	644.	706.
	66"	1.9	RWHDHTB66H1()	422.	474.	525.	578.	589.	598.	610.	676.	742.
	72"	2.1	RWHDHTB72H1()	451.	510.	567.	624.	635.	647.	658.	732.	805.
	78"	2.3	RWHDHTB78H1()	479.	543.	605.	669.	682.	694.	706.	786.	866.
	84"	2.5	RWHDHTB84H1()	510.	578.	646.	714.	729.	742.	756.	842.	930.
	90"	2.6	RWHDHTB90H1()	527.	598.	670.	740.	755.	771.	785.	875.	964.
	96"	2.8	RWHDHTB96H1()	557.	633.	711.	788.	803.	817.	834.	931.	1,026.

Order Code	Specification Information	Application Notes
Example: RWHDHTB30H1()	To order please specify pattern number including: 1. Finish: Fabric	It is Not advisable to mix 28 3/8" h desk height products with 26 1/2" standard height products. All Fabric to be applied railroded as current tackboard. Tackboards are 1" thick.
R Reff		
WH Wall hung		
DH Desk height planning		
TB Tackboard		
30 Width		
H1 23 1/8" high		
W281 Fabric selection	H1 Height: Underside of overhead to top 1 1/2" thick desk height worksurface. Always supplied including a U-channel for cord escape. U-channel is placed in the center of the width of tackboard. Always supplied including Velcro for attachment.	

Y = Yardage required


Tackboards
H2 29³/₄" high
Wall applied, fabric

description	w	y	pattern no.	grade								
				10	15	20	30	35	40	45	50	55
Tackboard , wall hung	30"	1.0	RWHDHTB30H2()	\$294.	\$320.	\$347.	\$372.	\$378.	\$384.	\$389.	\$417.	\$452.
	36"	1.1	RWHDHTB36H2()	316.	345.	373.	404.	410.	415.	422.	452.	490.
	42"	1.3	RWHDHTB42H2()	348.	383.	416.	451.	459.	466.	472.	509.	553.
	48"	1.5	RWHDHTB48H2()	380.	420.	460.	498.	508.	515.	523.	565.	617.
	54"	1.6	RWHDHTB54H2()	402.	444.	486.	529.	538.	546.	554.	599.	654.
	60"	1.8	RWHDHTB60H2()	434.	482.	529.	577.	587.	596.	606.	656.	718.
	66"	1.9	RWHDHTB66H2()	457.	506.	555.	606.	618.	627.	639.	691.	754.
	72"	2.1	RWHDHTB72H2()	488.	544.	598.	654.	667.	678.	690.	748.	818.
	78"	2.3	RWHDHTB78H2()	520.	581.	642.	702.	717.	728.	740.	804.	882.
	84"	2.5	RWHDHTB84H2()	551.	619.	684.	751.	764.	778.	792.	861.	945.
	90"	2.6	RWHDHTB90H2()	575.	644.	711.	780.	795.	809.	825.	895.	983.
	96"	2.8	RWHDHTB96H2()	606.	681.	754.	829.	843.	860.	876.	953.	1,046.

Order Code	Specification Information	Application Notes
Example: RWHDHTB30H2()	To order please specify pattern number including: 1. Finish: Fabric	It is Not advisable to mix 28³/₄"h desk height products with 26¹/₂" standard height products. All Fabric to be applied railroded as current tackboard. Tackboards are 1" thick.
R Reff		
WH Wall hung		
DH Desk height planning		
TB Tackboard		
30 Width		
H2 29 ³ / ₄ " high		
W281 Fabric selection	H2 Height = Underside of overhead to top of 1" thick credenza top for 3/4 height cabinets. Always supplied including a U-channel for cord escape. U-channel is placed in the center of the width of tackboard. Always supplied including Velcro for attachment.	

Y = Yardage required


Tackboards
H3 37⁷/₈" high
Wall applied, fabric

description	w	y	pattern no.	grade								
				10	15	20	30	35	40	45	50	55
Tackboard , wall hung	30"	1.0	RWHDHTB30H3()	\$309.	\$335.	\$363.	\$389.	\$394.	\$400.	\$406.	\$441.	\$476.
	36"	1.1	RWHDHTB36H3()	334.	364.	392.	422.	428.	434.	440.	479.	518.
	42"	1.3	RWHDHTB42H3()	369.	404.	438.	472.	479.	486.	494.	540.	586.
	48"	1.5	RWHDHTB48H3()	406.	444.	484.	523.	532.	540.	548.	601.	653.
	54"	1.6	RWHDHTB54H3()	430.	472.	514.	555.	566.	575.	583.	640.	695.
	60"	1.8	RWHDHTB60H3()	466.	513.	561.	607.	618.	628.	639.	701.	762.
	66"	1.9	RWHDHTB66H3()	489.	540.	590.	641.	651.	660.	672.	737.	803.
	72"	2.1	RWHDHTB72H3()	525.	581.	635.	672.	683.	694.	705.	799.	870.
	78"	2.3	RWHDHTB78H3()	561.	622.	682.	743.	756.	768.	781.	860.	939.
	84"	2.5	RWHDHTB84H3()	596.	661.	729.	795.	808.	823.	836.	921.	1,008.
	90"	2.6	RWHDHTB90H3()	621.	690.	757.	827.	840.	855.	869.	959.	1,048.
	96"	2.8	RWHDHTB96H3()	656.	730.	804.	878.	893.	909.	924.	1,020.	1,116.

Order Code	Specification Information	Application Notes
Example: RWHDHTB30H3()	To order please specify pattern number including: 1. Finish: Fabric	It is Not advisable to mix 28³/₈"h desk height products with 26¹/₂" standard height products. All Fabric to be applied railroaded as current tackboard. Tackboards are 1" thick.
R Reff		
WH Wall hung		
DH Desk height planning		
TB Tackboard		
30 Width		
H3 37 ⁷ / ₈ " high		
W281 Fabric selection	H3 Height = Top of U-shelf or L-shelf overhead to top of 1 ¹ / ₂ " thick desk height worksurface. Always supplied including a U-channel for cord escape. U-channel is placed in the center of the width of tackboard. Always supplied including Velcro for attachment.	

Y = Yardage required


Tackboards
H4 44 1/2" high
Wall applied, fabric

description	w	y	pattern no.	grade								
				10	15	20	30	35	40	45	50	55
Tackboard , wall hung	30"	1.0	RWHDHTB30H4()	\$322.	\$349.	\$375.	\$402.	\$408.	\$413.	\$418.	\$454.	\$490.
	36"	1.1	RWHDHTB36H4()	350.	379.	408.	437.	443.	448.	457.	494.	532.
	42"	1.3	RWHDHTB42H4()	388.	422.	458.	490.	498.	505.	513.	558.	603.
	48"	1.5	RWHDHTB48H4()	425.	465.	505.	544.	552.	561.	570.	622.	674.
	54"	1.6	RWHDHTB54H4()	453.	496.	538.	580.	589.	597.	606.	661.	718.
	60"	1.8	RWHDHTB60H4()	490.	538.	586.	632.	643.	653.	664.	725.	787.
	66"	1.9	RWHDHTB66H4()	518.	569.	619.	669.	680.	690.	700.	765.	832.
	72"	2.1	RWHDHTB72H4()	555.	613.	667.	723.	734.	745.	757.	829.	901.
	78"	2.3	RWHDHTB78H4()	594.	654.	717.	776.	789.	802.	814.	893.	971.
	84"	2.5	RWHDHTB84H4()	631.	697.	763.	830.	843.	857.	870.	957.	1,042.
	90"	2.6	RWHDHTB90H4()	658.	728.	797.	865.	880.	895.	909.	997.	1,086.
	96"	2.8	RWHDHTB96H4()	696.	771.	843.	917.	934.	950.	964.	1,060.	1,155.

Order Code	Specification Information	Application Notes
Example: RWHDHTB30H4()	To order please specify pattern number including: 1. Finish: Fabric	It is Not advisable to mix 28 3/8" h desk height products with 26 1/2" standard height products. All Fabric to be applied railroaded as current tackboard. Tackboards are 1" thick.
R Reff		
WH Wall hung		
DH Desk height planning		
TB Tackboard		
30 Width		
H4 44 1/2" high		
W281 Fabric selection	H4 Height = Top of U-shelf or L-shelf overhead to top of 1" thick credenza top for 3/4" height cabinet. Always supplied including a U-channel for cord escape. U-channel is placed in the center of the width of tackboard. Always supplied including Velcro for attachment.	

Y = Yardage required

Tackboards
H5 42⁵/₈" high
Wall applied, fabric

description	w	y	pattern no.	grade								
				10	15	20	30	35	40	45	50	55
Tackboard , wall hung	30"	1.0	RWHDHTB30H5()	\$319.	\$345.	\$371.	\$398.	\$404.	\$410.	\$415.	\$450.	\$486.
	36"	1.1	RWHDHTB36H5()	347.	374.	405.	433.	439.	444.	451.	490.	529.
	42"	1.3	RWHDHTB42H5()	383.	416.	451.	485.	493.	499.	508.	552.	598.
	48"	1.5	RWHDHTB48H5()	420.	460.	499.	539.	547.	554.	564.	616.	669.
	54"	1.6	RWHDHTB54H5()	446.	489.	531.	574.	582.	591.	599.	655.	710.
	60"	1.8	RWHDHTB60H5()	483.	531.	578.	626.	635.	646.	655.	718.	780.
	66"	1.9	RWHDHTB66H5()	511.	561.	610.	659.	671.	682.	693.	758.	824.
	72"	2.1	RWHDHTB72H5()	547.	603.	657.	713.	726.	736.	749.	821.	893.
	78"	2.3	RWHDHTB78H5()	584.	645.	705.	765.	779.	791.	804.	883.	962.
	84"	2.5	RWHDHTB84H5()	622.	687.	754.	820.	834.	847.	861.	946.	1,032.
	90"	2.6	RWHDHTB90H5()	648.	718.	786.	854.	868.	883.	898.	986.	1,074.
	96"	2.8	RWHDHTB96H5()	686.	759.	834.	907.	921.	939.	954.	1,049.	1,145.

Order Code	Specification Information	Application Notes
Example: RWHDHTB30H5()	To order please specify pattern number including;	<p>It is Not advisable to mix 28³/₈"h desk height products with 26¹/₂" standard height products.</p> <p>All Fabric to be applied railroaded as current tackboard.</p> <p>Tackboards are 1" thick.</p> <p>H5 Height = Top of Single high overhead to top of 1 1/2" thick desk height worksurface.</p> <p>Always supplied including a U-channel for cord escape. U-channel is placed in the center of the width of tackboard. Always supplied including Velcro for attachment.</p>
R Reff	1. Finish: Fabric	
WH Wall hung		
DH Desk height planning		
TB Tackboard		
30 Width		
H5 42 ⁵ / ₈ " high		
W281 Fabric selection		

Y = Yardage required

Reff Screens

Reff screens provide partial enclosure for workspaces to a nominal horizon of 42"—seated visual access—or 49"—seated visual privacy. Screens are available in a variety of surface finishes for aesthetics, performance and price point.

Desk Mounted Screens

Desk mounted screens provide enclosure both above and below the top, starting from either 9 3/8" or 21 7/8" above the floor for 26 1/2" high planning and from either 11 1/4" or 23 3/4" above the floor for 28 3/8" high planning. Desk mounted screens attach directly to the back of a desk top with two brackets that also define a 1 1/4" offset for wire management and clamp-on accessories. Bracket centers are located 3 1/4" from each end of screens 24"-30" wide and 12" from each end of screens 36" and wider.

Screens are available in the following widths 24", 27", 30", and 36"-72" wide in 6" increments. In most applications screens can be mounted to matching width or wider tops.

Two types of screens are available:

- Frameless laminate, marker surface or veneer screens are 3/4" thick with matching edge and crisp, eased corners.
- Fabric screens are 1 1/4" thick, with painted perimeter frame capturing a wood structural core and tackable, fabric wrapped inserts on each face.

Specification Options

For frameless screens surface type: laminate (L) or veneer (V); specify finish, any core laminate or dry-erase marker surface (M), or any core Techwood or natural veneer. Also specify bracket color, in any Reff Profiles core paint finish.

For fabric screens specify fabric, perimeter frame and brackets painted finishes. Fabric is oriented railroad style for screens wider than 60".

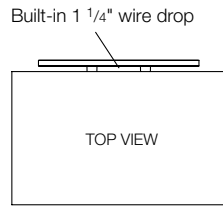
Bracket and frame paint finish codes with suffix "T" indicate textured.

Construction

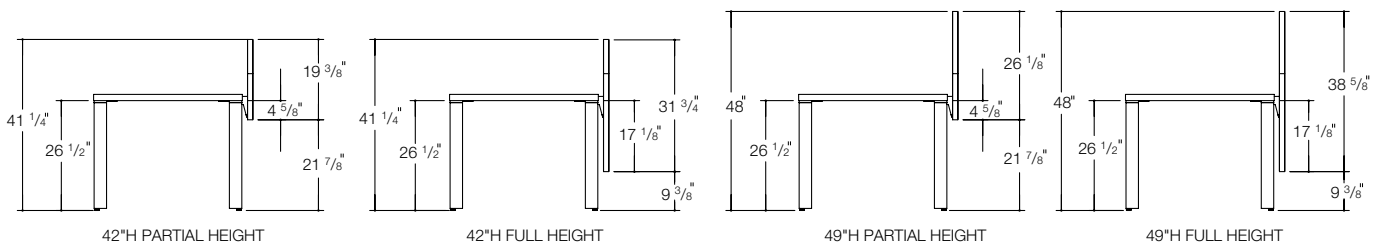
Frameless screens are 3/4" MDF construction, with threaded inserts at bracket locations.

Fabric screens have a 1/2" MDF core, with 3/8" thick tackable PET material inserts on each side wrapped in fabric, and aluminum perimeter frame with seamless corners. Fabric screens have threaded metal inserts at bracket locations.

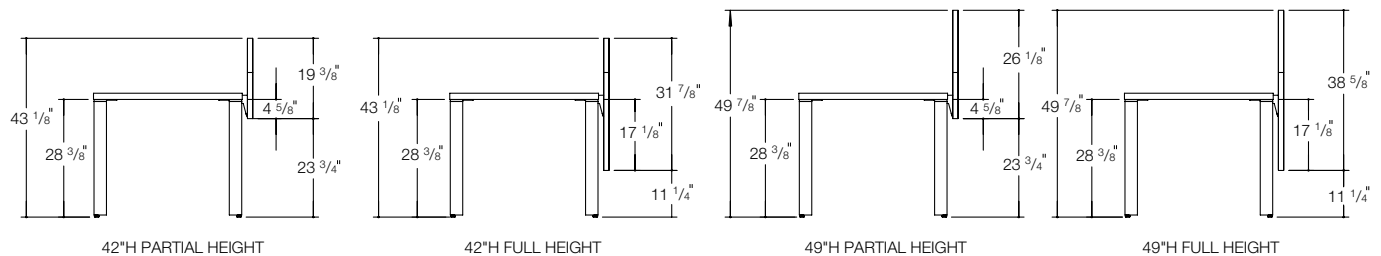
Laminate screens are edged with color matching ABS edgeband. Marker surface screens are edged with White ABS edgeband. Veneer screens are edged with matching veneer.



Screen always at back

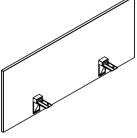
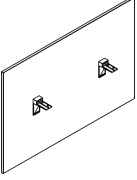


For applications with work surface 26 1/2" off the floor



For applications with work surface 28 3/8" off the floor

Desk Screens
Fabric
 For 42" High Horizon

description	w	d	h	pattern no.	10	20	30	40	45
Fabric Screens with Partial Modesty For Desks, 42" High Horizon 	24"	1 1/4"	20"	YPSB2024F	\$604.	\$634.	\$666.	\$696.	\$725.
	27"	1 1/4"	20"	YPSB2027F	622.	652.	683.	714.	745.
	30"	1 1/4"	20"	YPSB2030F	638.	671.	702.	735.	766.
	36"	1 1/4"	20"	YPSB2036F	711.	746.	782.	818.	853.
	42"	1 1/4"	20"	YPSB2042F	739.	776.	812.	850.	887.
	48"	1 1/4"	20"	YPSB2048F	761.	799.	837.	875.	913.
	54"	1 1/4"	20"	YPSB2054F	818.	859.	898.	940.	980.
	60"	1 1/4"	20"	YPSB2060F	867.	911.	955.	998.	1,041.
	66"	1 1/4"	20"	YPSB2066FRR	907.	953.	998.	1,043.	1,088.
	72"	1 1/4"	20"	YPSB2072FRR	935.	981.	1,029.	1,074.	1,122.
Fabric Screens with Half Modesty For Desks, 42" High Horizon 	24"	1 1/4"	32"	YPSB3224F	700.	735.	770.	805.	840.
	27"	1 1/4"	32"	YPSB3227F	750.	788.	825.	863.	899.
	30"	1 1/4"	32"	YPSB3230F	773.	811.	850.	889.	927.
	36"	1 1/4"	32"	YPSB3236F	873.	917.	960.	1,004.	1,047.
	42"	1 1/4"	32"	YPSB3242F	924.	970.	1,016.	1,062.	1,108.
	48"	1 1/4"	32"	YPSB3248F	929.	976.	1,022.	1,069.	1,115.
	54"	1 1/4"	32"	YPSB3254F	1,007.	1,058.	1,108.	1,158.	1,209.
	60"	1 1/4"	32"	YPSB3260F	1,091.	1,147.	1,201.	1,255.	1,309.
	66"	1 1/4"	32"	YPSB3266FRR	1,242.	1,305.	1,367.	1,429.	1,491.
	72"	1 1/4"	32"	YPSB3272FRR	1,309.	1,376.	1,441.	1,506.	1,571.

Ordering Information

Desk Screens

1. Pattern Number
2. Inside Fabric Finish
3. Outside Fabric Finish
4. Frame Paint Finish
5. Bracket Paint Finish

Order Code

Desk Screens

Example: **YPSB2048F, W351, 118T, 118T**

YPSB	Desk Screen
20	Height
48	Width
F	Fabric
W351	Foundation
W351	Foundation
118T	Bright White Paint
118T	Bright White Paint

Included With

Desk Screens
 Brackets
 Hardware

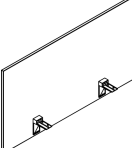
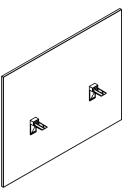
Options

Desk Screens

The price of screens specified with a combination of fabrics is the higher of the two fabric grades.

(RR) Fabric is applied railroaded

Desk Screens
Fabric
 For 49" High Horizon

description	w	d	h	pattern no.	10	20	30	40	45
Fabric Screens with Partial Modesty For Desks, 49" High Horizon 	24"	1 1/4"	26"	YPSB2624F	\$660.	\$694.	\$726.	\$760.	\$792.
	27"	1 1/4"	26"	YPSB2627F	688.	722.	758.	791.	826.
	30"	1 1/4"	26"	YPSB2630F	705.	741.	776.	811.	847.
	36"	1 1/4"	26"	YPSB2636F	789.	828.	868.	908.	947.
	42"	1 1/4"	26"	YPSB2642F	828.	869.	911.	953.	995.
	48"	1 1/4"	26"	YPSB2648F	890.	935.	979.	1,023.	1,068.
	54"	1 1/4"	26"	YPSB2654F	952.	1,000.	1,046.	1,094.	1,143.
	60"	1 1/4"	26"	YPSB2660F	992.	1,040.	1,090.	1,140.	1,189.
	66"	1 1/4"	26"	YPSB2666FRR	1,036.	1,087.	1,140.	1,191.	1,242.
	72"	1 1/4"	26"	YPSB2672FRR	1,081.	1,133.	1,189.	1,242.	1,297.
Fabric Screens with Half Modesty For Desks, 49" High Horizon 	24"	1 1/4"	38"	YPSB3824F	756.	794.	831.	868.	907.
	27"	1 1/4"	38"	YPSB3827F	811.	852.	893.	934.	974.
	30"	1 1/4"	38"	YPSB3830F	833.	875.	918.	959.	1,001.
	36"	1 1/4"	38"	YPSB3836F	952.	1,000.	1,046.	1,094.	1,143.
	42"	1 1/4"	38"	YPSB3842F	1,007.	1,058.	1,108.	1,158.	1,209.
	48"	1 1/4"	38"	YPSB3848F	1,086.	1,142.	1,194.	1,248.	1,303.
	54"	1 1/4"	38"	YPSB3854F	1,143.	1,199.	1,256.	1,312.	1,370.
	60"	1 1/4"	38"	YPSB3860F	1,203.	1,264.	1,324.	1,384.	1,444.
	66"	1 1/4"	38"	YPSB3866FRR	1,349.	1,416.	1,484.	1,551.	1,618.
	72"	1 1/4"	38"	YPSB3872FRR	1,421.	1,494.	1,564.	1,635.	1,707.

Ordering Information

Desk Screens

1. Pattern Number
2. Inside Fabric Finish
3. Outside Fabric Finish
4. Frame Paint Finish
5. Bracket Paint Finish

Order Code

Desk Screens

Example: **YPSB2648F, W351, 118T, 118T**

YPSB	Desk Screen
26	Height
48	Width
F	Fabric
W351	Foundation
W351	Foundation
118T	Bright White Paint
118T	Bright White Paint

Included With

Desk Screens
 Brackets
 Hardware

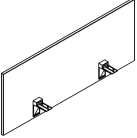
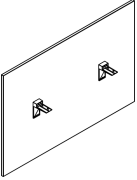
Options

Desk Screens

The price of screens specified with a combination of fabrics is the higher of the two fabric grades.

(RR) Fabric is applied railroaded

Desk Screens
Laminate, Markerboard or Veneer
For 42" High Horizon

description	w	d	h	pattern no.	Laminate (L)	Markerboard (LM)	V1 (V)	V2 (V)	V3 (V)
Screens with Partial Modesty For Desks, 42" High Horizon 	24"	3/4"	20"	YPSB2024()	\$247.	\$427.	\$474.	\$545.	\$709.
	27"	3/4"	20"	YPSB2027()	252.	432.	483.	557.	723.
	30"	3/4"	20"	YPSB2030()	254.	434.	495.	569.	740.
	36"	3/4"	20"	YPSB2036()	285.	548.	516.	593.	773.
	42"	3/4"	20"	YPSB2042()	291.	553.	555.	637.	828.
	48"	3/4"	20"	YPSB2048()	376.	886.	580.	667.	865.
	54"	3/4"	20"	YPSB2054()	383.	892.	601.	692.	898.
	60"	3/4"	20"	YPSB2060()	388.	897.	650.	747.	973.
	66"	3/4"	20"	YPSB2066()	395.	904.	679.	781.	1,015.
	72"	3/4"	20"	YPSB2072()	401.	910.	701.	806.	1,046.
Screens with Half Modesty For Desks, 42" High Horizon 	24"	3/4"	32"	YPSB3224()	277.	656.	551.	633.	824.
	27"	3/4"	32"	YPSB3227()	283.	660.	574.	661.	861.
	30"	3/4"	32"	YPSB3230()	322.	666.	592.	681.	886.
	36"	3/4"	32"	YPSB3236()	379.	889.	627.	720.	937.
	42"	3/4"	32"	YPSB3242()	388.	897.	687.	790.	1,028.
	48"	3/4"	32"	YPSB3248()	409.	1,556.	720.	828.	1,078.
	54"	3/4"	32"	YPSB3254()	417.	1,564.	761.	875.	1,139.
	60"	3/4"	32"	YPSB3260()	569.	1,570.	840.	965.	1,255.
	66"	3/4"	32"	YPSB3266()	580.	1,579.	881.	1,012.	1,315.
	72"	3/4"	32"	YPSB3272()	588.	1,590.	913.	1,049.	1,366.

Ordering Information

- Desk Screens**
1. Pattern Number
2. Surface Finish
3. Bracket Paint Finish

Order Code

Desk Screens
Example: **YPSB2048V, V316, 118T**
YPSB Desk Screen
20 Height
48 Width
V Veneer
V316 Maple
118T Bright White Paint

Included With

Desk Screens
Brackets
Hardware

Options

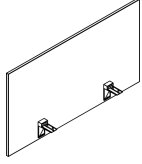
Desk Screens
Finish Options:
(L)= Laminate
(LM)= Markerboard
(V)= Veneer

Desk Screens

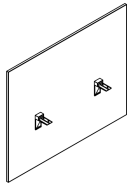
Laminate, Markerboard or Veneer

For 49" High Horizon

description	w	d	h	pattern no.	Laminate (L)	Markerboard (LM)	V1 (V)	V2 (V)	V3 (V)
Screens with Partial Modesty For Desks, 49" High Horizon	24"	3/4"	26"	YPSB2624()	\$270.	\$649.	\$526.	\$605.	\$787.
	27"	3/4"	26"	YPSB2627()	274.	654.	539.	621.	807.
	30"	3/4"	26"	YPSB2630()	278.	657.	562.	647.	841.
	36"	3/4"	26"	YPSB2636()	286.	666.	590.	678.	883.
	42"	3/4"	26"	YPSB2642()	328.	673.	639.	735.	955.
	48"	3/4"	26"	YPSB2648()	359.	1,543.	674.	776.	1,008.
	54"	3/4"	26"	YPSB2654()	366.	1,551.	702.	806.	1,048.
	60"	3/4"	26"	YPSB2660()	386.	1,557.	781.	898.	1,167.
	66"	3/4"	26"	YPSB2666()	394.	1,566.	809.	930.	1,210.
	72"	3/4"	26"	YPSB2672()	505.	1,571.	837.	963.	1,252.



Screens with Half Modesty For Desks, 49" High Horizon	24"	3/4"	38"	YPSB3824()	321.	666.	588.	676.	879.
	27"	3/4"	38"	YPSB3827()	326.	670.	608.	700.	909.
	30"	3/4"	38"	YPSB3830()	330.	675.	628.	721.	938.
	36"	3/4"	38"	YPSB3836()	390.	898.	676.	777.	1,011.
	42"	3/4"	38"	YPSB3842()	403.	910.	743.	855.	1,112.
	48"	3/4"	38"	YPSB3848()	500.	1,567.	783.	900.	1,171.
	54"	3/4"	38"	YPSB3854()	512.	1,578.	830.	955.	1,241.
	60"	3/4"	38"	YPSB3860()	588.	1,590.	937.	1,077.	1,400.
	66"	3/4"	38"	YPSB3866()	598.	1,601.	983.	1,131.	1,471.
	72"	3/4"	38"	YPSB3872()	609.	1,611.	1,024.	1,178.	1,531.



Ordering Information

Desk Screens

1. Pattern Number
2. Surface Finish
3. Bracket Paint Finish

Order Code

Desk Screens

Example: **YPSB2648V, V316, 118T**

YPSB Desk Screen

26 Height

48 Width

V Veneer

V316 Maple

118T Bright White Paint

Included With

Desk Screens

Brackets
Hardware

Options

Desk Screens

Finish Options:

(L)= Laminate
(LM)= Markerboard
(V)= Veneer

J-Wire Troughs are available in two types, Wall Mount & Under Mount. Wall mount J-wire troughs may be attached to both architectural walls and fixed modesty panels. Under mount J-wire troughs may be attached directly under worksurfaces.

Both types are available in 6" increments, in lengths ranging from 24" to 72". Troughs are 3" high by 3" deep. They are constructed of 18-gauge cold rolled steel. Wall mount is available in black. Under mount is available in all Reff Profiles core paint finishes.

Application notes:

Wires may run along the length of the trough and may exit at the trough ends or over the open front of the trough at any point. Under mount troughs also have a 1 1/2" diameter, U-shaped mouse hole for wire entry/exit.

Wall mount J-wire troughs are attached to a vertical surface such as a full modesty panel, suspended modesty panel, or architectural wall. Refer to Figure 1 and 2.

Fasteners are not included with wall mount J-wire troughs. Attachment fasteners should be selected with consideration given to the vertical surface's material type and thickness. Care should be taken so that screws will not protrude through or damage the visitor side of a modesty panel.

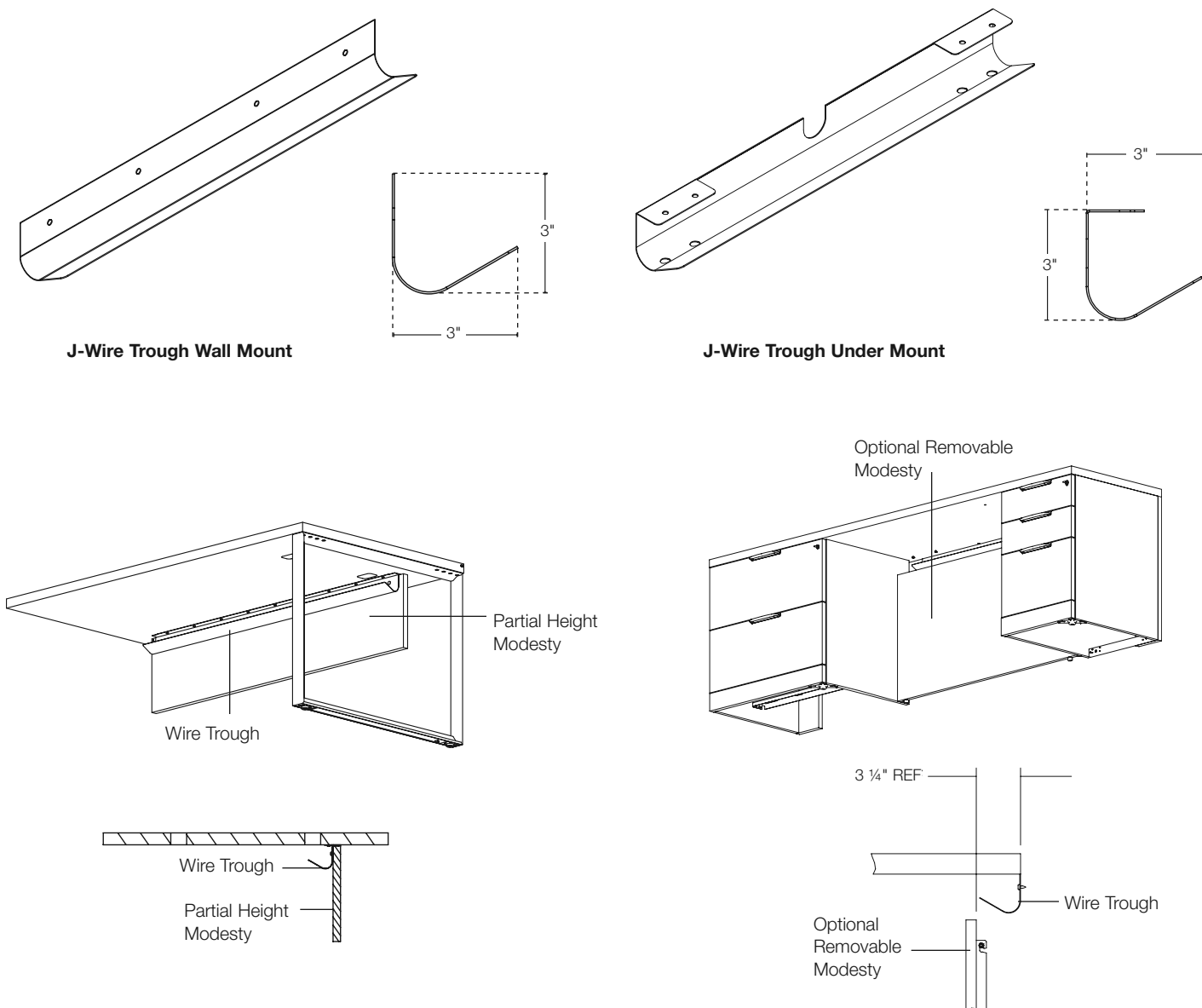


Figure 1: Partial Height Modesty Applications

Figure 2: Wire Trough Wall Mounted Applications

Under mount J-wire troughs have two tabs at the top that allow them to be attached to the underside of a worksurface. Wood screws are included with under mount J-wire troughs.

Under mount J-wire troughs are designed to work with worksurfaces specified with flush, recessed, edge or no grommets. When edge grommets are specified, the trough is attached

with the opening towards the wall which will enable the ability to run wires anywhere along the opening in the worksurface while still allowing the ability to run wires through the grommet of the wire manager. Refer to Figure 5.

Under mount J-wire troughs may be specified when a desk screen (i.e. Antenna) is to be used as a modesty panel. Refer to Figure 6.

The width of the J-wire trough should be specified so that the trough spans and falls beneath grommet locations, but does not interfere with leg or pedestal positions. (i.e. A 72" w double letter-wide pedestal desk with flush grommets would be get a 36" trough.) Refer to Figure 3 and 4.

Wire troughs may not be used to stiffen a worksurface.

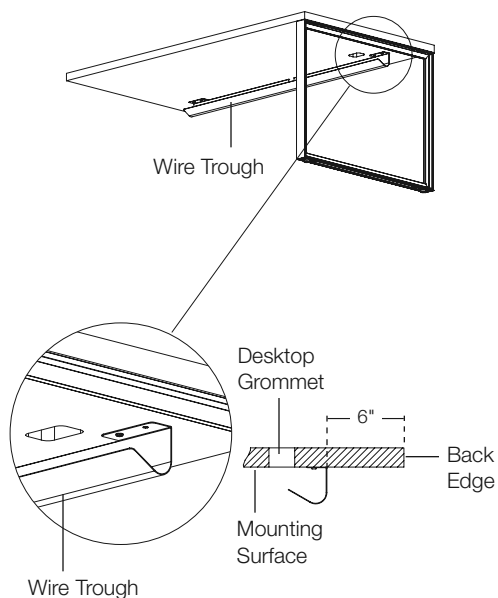


Figure 3: Peninsula

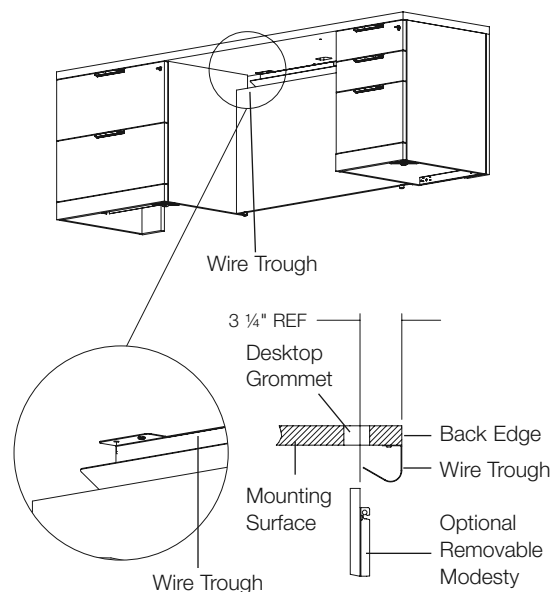


Figure 4: Top with Desktop Grommet

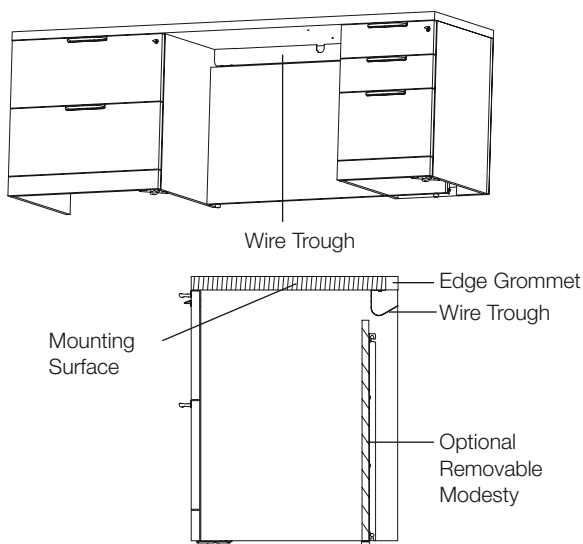


Figure 5: Top with Edge Grommet

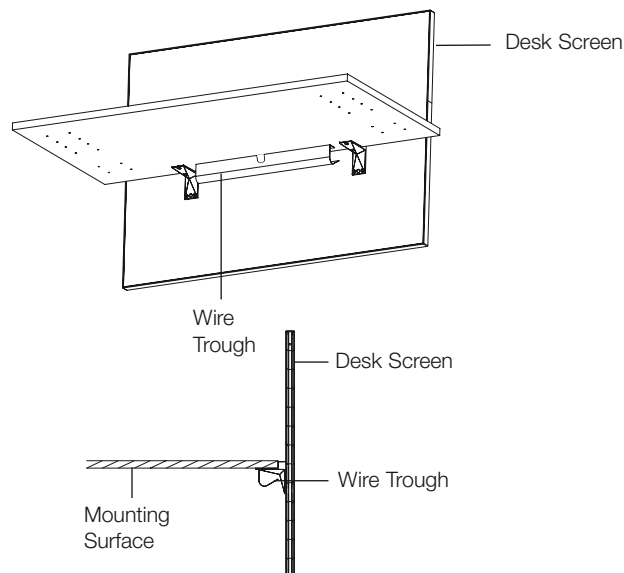


Figure 6: Desk Screen

The wire manager for credenza may be specified for use with a 1" or 1 1/2" thick credenza top with edge grommet. Wires, transformers, or personal accessory chargers may then be pushed off the worksurface, but will not drop all the way to the floor.

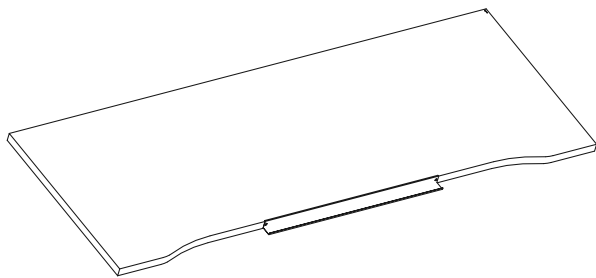
The wire manager for credenza top is 24" wide, 1" high and 1 1/4" deep, and will fit any standard width credenza top with edge grommet. It is constructed of 24-gauge cold rolled steel and is available in black.

Application notes:

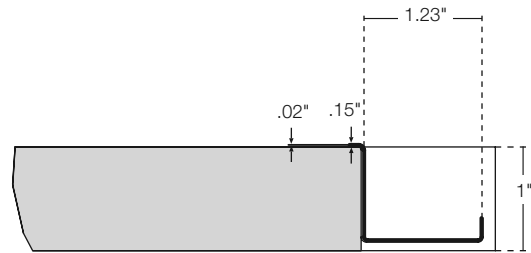
The wire manager for credenza is intended to be mounted to the inside edge of the edge grommet. Wires may run along the length of the trough, exiting at the trough ends between the trough and the un-notched portion of the worksurface top.

Note: There will be a visible black lip (approx. 1/8" wide) at the edge of the worksurface where the wire manager is mounted.

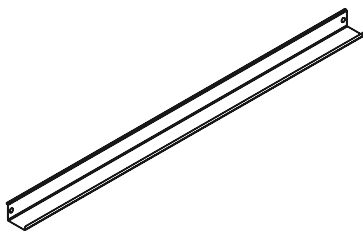
For installation, wood screws and double sided tape are included with the wire manager.



Application of Wire Manager for Credenza Top



Wire Manager Dimensions



Wire Manager

Desktop Outlet for Power Center Stand-off

The Desktop Outlet for Power Center Stand-off works in conjunction with the stand-off for power center and the power center grommet to bring electrical and data receptacles to the worksurface. The power center stand-off and power center grommet are included with the peninsula top when specified.

The Desktop Outlet for power center has two options providing:

- 2 power simplex and 2 data jack positions OR
- 2 power simplex, one double USB charging port and data jack position

It mounts within the cavity of the power center stand-off and is available in black only. Refer to figures 1 and 2.

Application notes:

Note: Simplex and USB charging ports are wired together and on the same circuit.

Desktop Outlets are available with either a 72" or 120" long cordset, or with a 72" long hardwire cord for direct connection to building power. Connection option selected must comply with local and/or national electrical code.

Note: Data jacks are not available through Knoll and must be coordinated and provided by a communications equipment supplier. Jack adapters are provided with the Desktop Outlet to accept various types of connections. Refer to the supplier's information sheet, included with the unit, for available jack adapters.

Clamp On Electrical Component

The Clamp On Electrical Component brings electrical and data receptacles to worksurface height without needing to field install grommets.

This unit is offered with 4 possible configurations:

- 2 power simplex and 2 data jack positions (2+2)
- 2 power simplex, one double USB charging port and one data jack position (2U)
- 3 power simplex and 3 data jack positions (3+3)
- 3 power simplex, one double USB charging port and 2 data jack positions (3U)

Clamp on electrical components have a silver body with a black trim and black receptacles. Refer to figures 3 and 4.

Application notes:

This component may be utilized on any worksurface, up to 1 1/2" thick where power/ data access is desired.

Note: Simplex and USB charging ports are wired together and on the same circuit.

Clamp on electrical components are available with either a 72" or 120" long cordset, or with a 72" long hardwire cord for direct connection to building power. Connection option selected must comply with local and/or national electrical code.

Note: Data jacks are not available through Knoll and must be coordinated and provided by a communications equipment supplier. Jack adapters are provided with the Clamp On Electrical Component to accept various types of connections. Refer to the supplier's information sheet, included with the unit, for available jack adapters.

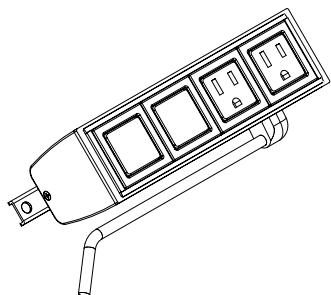


Figure 1: Desktop Outlet for Power Center Stand-off

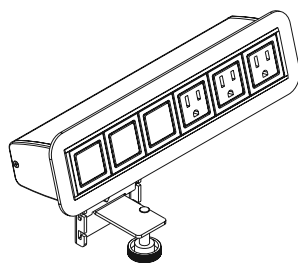


Figure 3: Clamp on Electrical Component (3+3 version shown)

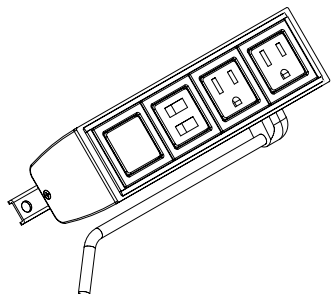


Figure 2: Desktop Outlet for Power Center Stand-off (2U version shown)

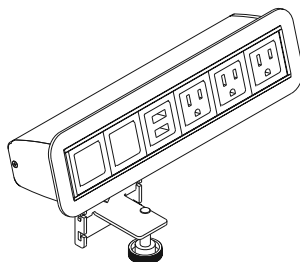


Figure 4: Clamp on Electrical Component (3U version shown)

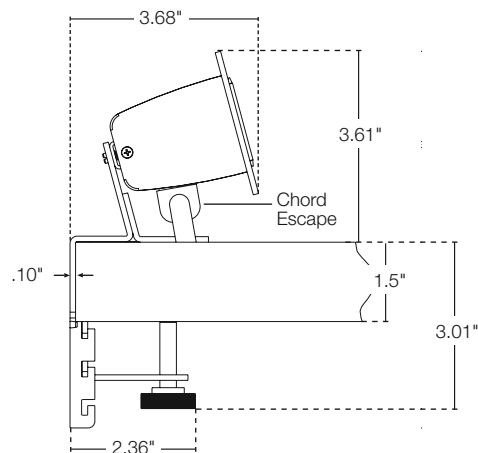


Figure 5: Clamp on Electrical Component

Drop-In Electrical Component for Simple Stand Off

The Drop-in Electrical Component for Simple Stand Off works in conjunction with the simple stand off when specified with a peninsula top, to bring electrical and data receptacles directly to the worksurface.

This unit is available in two options providing:

- 3 power simplexes and 3 data jack positions (3+3)
- 3 power simplexes, one double USB charging port and one data jack position (3U)

Trim and receptacles are available in black only.

The cut-out is provided when specified with a peninsula top. To use this product in other applications, special tops must be ordered with the required cut-out pre-drilled to suit. Refer to figures 6 and 7.

Note: Simplexes and USB charging ports are wired together and on the same circuit.

They are available with either a 72" or 120" long cord set, or with a 72" long hardwire cord for direct connection to building power. Connection option selected must comply with local and/or national electrical code.

Note: Data jacks are not available through Knoll and must be coordinated and provided by a communications equipment supplier. Jack adapters are provided with the Drop-In Electrical Component to accept various types of connections. Refer to the supplier's information sheet, included with the unit, for available jack adapters.

Note: The Drop-In Electrical Component is retained to the worksurface by four screws supplied with the Simple Stand Off.

Refer to Drop-In Electrical Simple Stand Off installation instruction 6TP00305.

Drop-In Electrical Component for Tables

The Drop-in Electrical Outlet for Tables works in conjunction with Tables with 4x4 Legs and Tables with 2x4 Legs to bring electrical and data receptacles directly to the work surface.

This unit is available in four configurations providing:

- 2 power simplexes and 2 data jack positions (2+2)
- 2 power simplexes and 1 double USB charging port and 1 data jack positions (2U)
- 3 power simplexes and 3 data jack positions (3+3)
- 3 power simplexes and 1 double USB charging port and 2 data jack positions (3U)

Refer to figures 8 and 9.

Trim and receptacles are available in black only.

The cut-out is provided when specified with the Table configuration. To use this product in other applications, special tops must be ordered with the required cut-out pre-drilled to suit.

Note: Simplexes and USB charging ports are wired together and on the same circuit.

They are available with either a 72" or 120" long cord set, or with a 72" long hardwire cord for direct connection to the building power. Connection option must comply with local and/or national electrical code.

Note: Data jacks are not available through Knoll and must be coordinated and provided by a communications equipment supplier. Jack adapters are provided with Drop-In Electrical Outlet to accept various types of connections. Refer to the supplier's information sheet, included with the unit, for available jack adapters.

Note: The Drop-In Electrical Outlet is retained to the worksurface by two thumb screws supplied with the unit. Refer to Drop-In Electrical Outlet for Tables installation instruction 6TP00388.

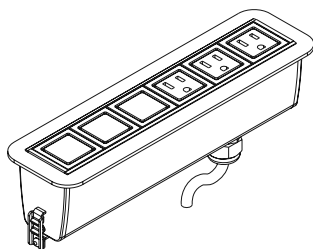


Figure 6: Drop-In Electrical Component for Simple Stand Off

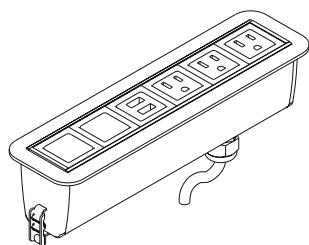


Figure 7: Drop-In Electrical Component for Simple Stand Off

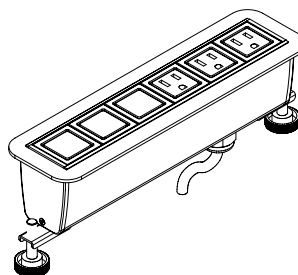


Figure 8: Drop-In Electrical Component for Tables

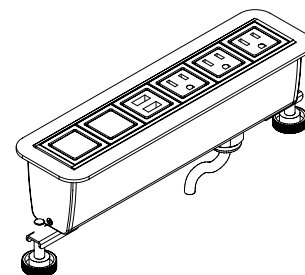


Figure 9: Drop-In Electrical Component for Tables

**Under Mounted and Rail Electrical
Outlet for Tables**

The Under Mounted and Rail Mounted Electrical Outlets for Tables work in conjunction with Tables with 4x4 Legs and Tables with 2x4 Legs to provide electrical and data receptacles under the work surface.

These units are available in four configurations providing:

- 2 power simplexes and 2 data jack positions (2+2)
- 2 power simplexes and 1 double USB charging port and 1 data jack positions (2U)
- 3 power simplexes and 3 data jack positions (3+3)
- 3 power simplexes and 1 double USB charging port and 2 data jack positions (3U)

Refer to figures 10, 11 and 12.

Trim and receptacles are available in black only.

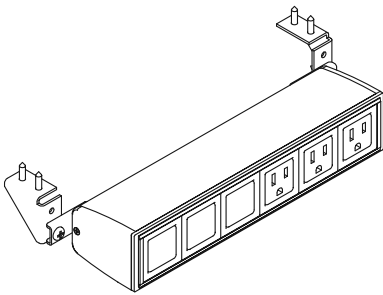


Figure 10: Under Mounted Electrical Component for Tables (3+3 shown)

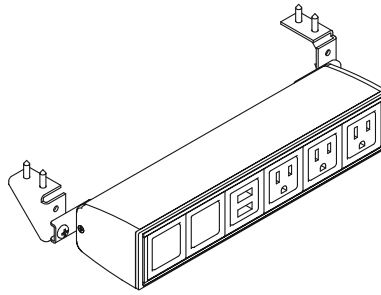


Figure 11: Under Mounted Electrical Component for Tables (3U shown)

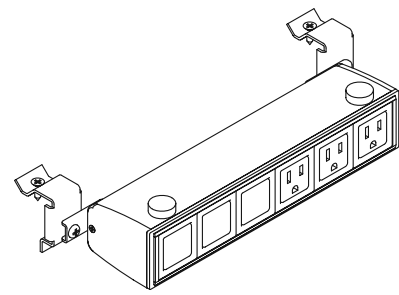


Figure 12: Rail Mounted Electrical Component for Tables (3+3 shown)

Simple Stand Off

Simple Stand Offs provide support for 1 1/2" thick worksurface tops mounted to low credenzas or 3/4 height storage cabinets with a 1" top. The simple standoff is included when specified with peninsula tops.

Simple Stand Off assemblies are 2 1/4" deep, 12" wide, and 5 1/32" high. They are constructed of 16 gauge cold rolled steel and are available in all core painted finishes for 28 3/8" high planning.

The Simple Stand Off comes with the stand off weldment, mounting bracket, mounting hardware and round grommet. Refer to figure 13.

Application notes:

The Simple Stand Off must be permanently and securely affixed to the underside of a worksurface and also to whatever support unit it rests upon.

The Simple Stand Off is designed to support a top without additional worksurface supported storage such as hutches or desktop towers for example.

To access the cavity of the Simple Stand Off, a special top must be ordered with the appropriate cut-out for a Drop-In Electrical Component or Desktop Grommet which must be specified separately and field installed.

Refer to 6TP00305 for Installation Instructions

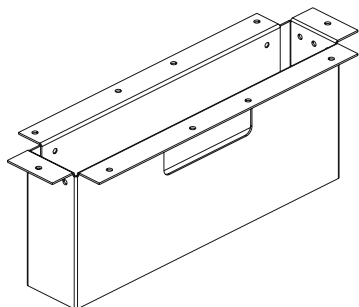


Figure 13: Simple Stand Off

Stand Off for Power Center

Stand Offs for Power Center provide support for 1 1/2" thick worksurface tops mounted to low credenzas or 3/4 height storage cabinets with a 1" top while also providing opportunity for wire management and power/data capabilities. The power center standoff is included when specified with peninsula tops.

Power Center Stand Off assemblies are 6 3/8" deep, 9 1/4" wide, and 5 1/32" high. They are constructed of 16-gauge cold rolled steel and are available in all core painted finishes for 28 3/8" high planning.

Application notes:

The Power Center Stand Off is designed to support a top without additional worksurface supported storage mounted upon it, such as hutches or desktop towers for example.

The Power Center Stand Off must be permanently and securely affixed to the underside of a worksurface and also to whatever support unit it rests upon.

To access the cavity of the Stand Off for Power Center, a special top must be ordered with the appropriate cut-out for a Power Center Grommet which must be specified separately and field installed.

When power and data capability is desired for use with this unit, the Desktop Outlet electrical options must be specified separately. Refer to figure 14.

A 1 3/4" round grommet is included for field drilling of cable route from the power center standoff through the lower storage element.

Refer to 6TP00081 for Installation Instructions.

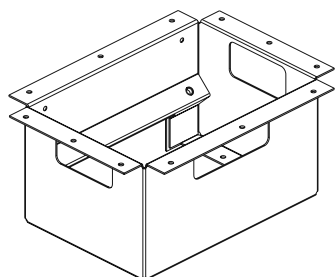


Figure 14: Stand Off for Power Center

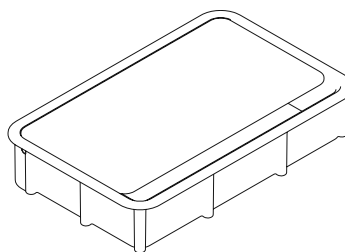


Figure 15: Power Center Grommet

Power Center Grommet

The Power Center Grommet must be specified when utilizing a stand-off for power center. The grommet trims the opening in the peninsula top that allows access into the stand-off for power center. It includes an attached, hinged lid. Refer to figure 15.

Power Center Grommets are 8" wide x 5" deep and are available in all core painted and plated finishes for 28 3/8" high planning.

The Power Center Grommet is included when specified with a peninsula top.

To utilize the Power Center Grommet, special tops must be ordered with the required cut out pre-drilled to suit.

Grommets

Desktop Grommets are included with certain worksurfaces when specified. Desktop grommets may be ordered separately, if desired, for field installation.

To use this product in non-standard applications, special tops must be ordered with the required cut-out pre-drilled to suit.

The Desktop Grommet includes a grommet sleeve and lid. The grommet sleeve is 2" deep x 3" wide with a 1/8" flange all round which sits 1/16" above the finished worksurface. The outside to outside dimension of the flange is 2 1/4" deep and 3 1/4" wide. The grommet lid sits inside the sleeve and is flush with the top of the sleeve. Refer to figure 16.

Desktop Grommets are available in all core painted and plated finishes for 28 3/8" high planning.

Application notes:

Desktop Grommets are available for use in 1", 1 1/4" and 1 1/2" thick worksurfaces. Care should be taken to specify the grommet appropriate for the worksurface's thickness.

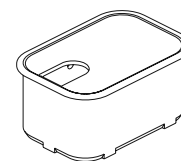




Figure 16: Grommet

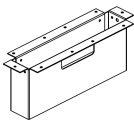
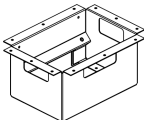
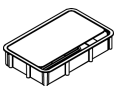

Accessories For Worksurfaces

description	w	d	h	pattern no.	L	V1	V2	V3	list price
CRT turntable 	31" diameter			RKT31					\$567.
Pencil drawer used under worktop 	16"	17"	1"	RPAD-()	317.	564.	564.	730.	
	Specify wood or laminate finish								
Reff Profiles Spacer kit for Pencil drawer				RPADKIT					34.
Replacement hardware	Top to endpanel disk			RBDD					5.
	Top to workwall endpanel disk			RBDW					5.
	Panel to endpanel bracket			RBPE(L/R)()					21.
	Specify paint finish for RBPE(L/R) RBDD and RBDW available black only								

Order Code	Specification Information	Application Notes
Example: RKT31	<i>To order please specify pattern number including:</i> 1. Finish, where applicable	See Reff Planning Guide for more information. Pencil drawer includes sides. Note: The spacer kit (RPADKIT) is required to mount pencil drawer (RPAD) to a table with an open frame leg. Installation instruction sheets available on Knoll Exchange. For Spacer kits, refer to reference number 6TP00311.
R Reff		
KT Turntable		
31 31" Diameter		

Accessories

Grommets and Stand-Offs

description	type	w	d	h	pattern no.	list
Simple Stand Off		12"	2 1/4"	5"	RST()	\$111.
						
Stand Off for Power Center (Electrical component not included)		8"	6 3/8"	5"	RPCST()	142.
						
Power Center Grommet (Electrical component not included)		8"	5"	1 1/2"	RPCG()	162.
						
Desktop Grommet	For 1 1/2" thick top			1 1/2"	RDTGA()	35.
	For 1 1/4" thick top			1 1/4"	RDTGB()	35.
	For 1" thick top			1"	RDTGC()	35.
						

Order Code

Example: RST	
R	Reff
ST	Stand Off
()	Finish






Specification Information

To order please specify pattern number including;
 1. Stand Off Finish: Painted options only
 For Grommets;
 1. Grommet Finish: Painted or plated options

Application Notes

Installation instruction sheet available on Knoll Exchange.
 For Power Center stand off, refer to reference number 6TP00081.


Accessories
Power and Data
Desktop Outlet - Power Center stand off


description	type	w	d	h	pattern no.	list
 Desktop Outlet - 4 Units wide Power Center stand off - 2 power / 2 data	72" cord				RDTE2272(B/W)	\$374.
	120" cord				RDTE22120(B/W)	403.
	72" hardwire				RDTE22H(B/W)	430.
 Desktop Outlet - 4 Units wide Power Center stand off - 2 power / 2 double USB	72" cord				RDTE2U72(B/W)	572.
	120" cord				RDTE2U120(B/W)	590.
	72" hardwire				RDTE2UH(B/W)	653.
 Desktop Outlet - 4 Units wide Power Center stand off - 3 power / 1 data	72" cord				RDTE3172(B/W)	452.
	120" cord				RDTE31120(B/W)	470.
	72" hardwire				RDTE31H(B/W)	533.
 Desktop Outlet - 4 Units wide Power Center stand off - 3 power / 1 double USB	72" cord				RDTE31U72(B/W)	594.
	120" cord				RDTE31U120(B/W)	612.
	72" hardwire				RDTE31UH(B/W)	675.
 Desktop Outlet - 4 Units wide Power Center stand off - 4 power	72" cord				RDTE4072(B/W)	575.
	120" cord				RDTE40120(B/W)	593.
	72" hardwire				RDTE40H(B/W)	656.


Order Code	Specification Information	Application Notes
Example: RDTE2272 (B/W)	<i>To order please specify pattern number including:</i> 1. Color: B=Black Unit with black bezel has clear anodized extruded body W = White Units with white bezel has clear anodized extruded body. White is complimentary, not an exact match	Installation instruction sheet available on Knoll Exchange.
R Reff		For Power Center stand off, refer to part number 6TP00081.
DT Desktop Outlet		Refer to planning guide pages for complete description.
E Power Center Electrical		USB outlet is for recharging purposes only. No data transfer. All Desktop outlets are UL listed.
2 2 Power outlets, 3 = 3 Power outlets		Simlexes and USB charging ports are wired together and on the same circuit.
2 Blank/Data, 1=1 Blank/Data, U=1 double USB		
72 72" cord, 120 = 120" cord, H = 72" Hardwire		
B Black, W = White		


Power and Data


Electrical components for Simple stand off - Drop-In

description	type	w	d	h	pattern no.	list
Electrical component for Simple Stand-Off - 6 units wide Drop-In - 3 power / 3 data 	72" cord				RDTSTE3372(B/W)	\$606.
	120" cord				RDTSTE33120(B/W)	624.
	72" hardwire				RDTSTE33H(B/W)	687.

Electrical component for Simple Stand-Off - 6 units wide Drop-In - 3 power / 1 double USB / 2 data 	72" cord				RDTSTE3U72(B/W)	748.
	120" cord				RDTSTE3U120(B/W)	765.
	72" hardwire				RDTSTE3UH(B/W)	829.

Electrical component for Simple Stand-Off - 6 units wide Drop-In - 4 power / 2 data 	72" cord				RDTSTE4272(B/W)	719.
	120" cord				RDTSTE42120(B/W)	737.
	72" hardwire				RDTSTE42H(B/W)	800.

Electrical component for Simple Stand-Off - 6 units wide Drop-In - 4 power / 1 double USB / 1 data 	72" cord				RDTSTE4U72(B/W)	860.
	120" cord				RDTSTE4U120(B/W)	878.
	72" hardwire				RDTSTE4UH(B/W)	941.

Electrical component for Simple Stand-Off - 6 units wide Drop-In - 6 power 	72" cord				RDTSTE6072(B/W)	800.
	120" cord				RDTSTE60120(B/W)	818.
	72" hardwire				RDTSTE602H(B/W)	881.

Order Code	Specification Information	Application Notes
Example: RDTSTE3372 (B/W)	<i>To order please specify pattern number including:</i>	Installation instruction sheet available on Knoll Exchange.
R Reff		
DT Desktop Outlet		
SET Stand off Electrical		
3 Electrical, 4 = 4 Power outlets, 6 = 6 Power outlets	1. Color: B=Black Unit with black bezel has clear anodized extruded body W = White Units with white bezel has clear anodized extruded body. White is complimentary, not an exact match	For Power Center stand off, refer to part number 6TP00081.
2 Blank/Data, 0 = 0 Blank/Data, 1=1 Blank/Data, U=1 double USB		Refer to planning guide pages for complete description. USB outlet is for recharging purposes only. No data transfer. All Desktop outlets are UL listed.
72 72" cord, H = 72" Hardwire		Simlexes and USB charging ports are wired together and on the same circuit.
B Black, W = White		

Accessories

Electrical components - Clamp on

description	type	w	d	h	pattern no.	list
Electrical component with 4 units wide Clamp on - 2 power / 2 data	72" cord				RDTC2272(B/W)	\$451.
	120" cord				RDTC22120(B/W)	469.
	72" hardwire				RDTC22H(B/W)	532.



Electrical component with 4 units wide Clamp on - 2 power / 1 double USB / 1 data	72" cord				RDTC2U72(B/W)	577.
	120" cord				RDTC2U120(B/W)	594.
	72" hardwire				RDTC2UH(B/W)	658.



Electrical component with 4 units wide Clamp on - 3 power / 1 data	72" cord				RDTC3172(B/W)	474.
	120" cord				RDTC31120(B/W)	491.
	72" hardwire				RDTC31H(B/W)	555.



Electrical component with 4 units wide Clamp on - 3 power / 1 double USB	72" cord				RDTC31U72(B/W)	615.
	120" cord				RDTC31U120(B/W)	633.
	72" hardwire				RDTC31UH(B/W)	696.



Electrical component with 4 units wide Clamp on - 4 power	72" cord				RDTC4072(B/W)	596.
	120" cord				RDTC40120(B/W)	614.
	72" hardwire				RDTC40H(B/W)	677.

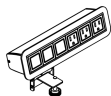


Order Code	Specification Information
Example: RDTC2272 (B/W)	
R Reff	To order please specify pattern number including:
DT Desktop Outlet	Installation instruction sheet available on Knoll Exchange.
CE Clamp on Electrical	Refer to planning guide pages for complete description.
2 2 Power outlets, 3 = 3 Power outlets 4=4 Power outlets, 6 = 6 Power outlets	USB outlet is for recharging purposes only. No data transfer. All Desktop outlets are UL listed.
2 Blank/Data, 0=0 Blank/Data,1=1 Blank/Data, 3=3 Blank/Data,U=1 double USB	Simlexes and USB charging ports are wired together and on the same circuit.
72 72" cord, 120 = 120" cord, H = 72" Hardwire	
B Black, W = White	

Accessories

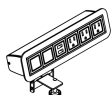
Electrical components - Clamp on

description	type	w	d	h	pattern no.	list
Electrical component with 6 units wide Clamp on - 3 power / 3 data	72" cord				RDTCE3372(B/W)	\$593.
	120" cord				RDTCE33120(B/W)	611.
	72" hardwire				RDTCE33H(B/W)	674.



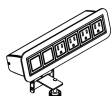
3 + 3 shown

Electrical component with 6 units wide Clamp on - 3 power / 1 double USB / 2 data	72" cord				RDTCE4272(B/W)	688.
	72" cord				RDTCE3U72(B/W)	718.
	120" cord				RDTCE3U120(B/W)	736.
	72" hardwire				RDTCE42H(B/W)	769.
	72" hardwire				RDTCE3UH(B/W)	799.

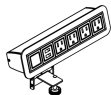


3 + USB + 2 Blank Shown

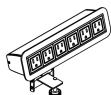
Electrical component with 6 units wide Clamp on - power / 2 data	120" cord				RDTCE42120(B/W)	706.
--	-----------	--	--	--	------------------------	------



Electrical component with 6 units wide Clamp on - 4 power / 1 double USB / 1 data	72" cord				RDTCE4U72(B/W)	831.
	120" cord				RDTCE4U120(B/W)	849.
	72" hardwire				RDTCE4UH(B/W)	911.



Electrical component with 6 units wide Clamp on - 6 power	72" cord				RDTCE6072(B/W)	771.
	120" cord				RDTCE60120(B/W)	789.
	72" hardwire				RDTCE60H(B/W)	852.



Order Code

Example:	RDTCE2272 (B/W)
R	Reff
DT	Desktop Outlet
CE	Clamp on Electrical
2	2 Power outlets, 3 = 3 Power outlets 4=4 Power outlets, 6 = 6 Power outlets
2	Blank/Data, 0=0 Blank/Data, 1=1 Blank/Data, 3=3 Blank/Data, U=1 double USB
72	72" cord, 120 = 120" cord, H = 72" Hardwire
B	Black, W = White

Specification Information

To order please specify pattern number including:

- Color:
B=Black
Unit with black bezel has clear anodized extruded body
W = White
Units with white bezel has clear anodized extruded body. White is complimentary, not an exact match





Installation instruction sheet available on Knoll Exchange.

Refer to planning guide pages for complete description.

USB outlet is for recharging purposes only. No data transfer. All Desktop outlets are UL listed.

Simlexes and USB charging ports are wired together and on the same circuit.

Accessories
Power and Data for Tables
Electrical components - Drop in

description	type	w	d	h	pattern no.	list
Electrical component for Table - 4 Unit wide Drop-In - 2 power / 2 data 	72" cord				RDDE2272(B/W)	\$451.
	120" cord				RDDE22120(B/W)	469.
	72" hardwire				RDDE22H(B/W)	532.
Electrical component for Table - 4 Unit wide Drop-In - 2 power / 1 double USB / 1 data 	72" cord				RDDE2U72(B/W)	593.
	120" cord				RDDE2U120(B/W)	611.
	72" hardwire				RDDE2UH(B/W)	674.
Electrical component for Table - 4 Unit wide Drop-In - 3 power / 1 double USB 	72" cord				RDDE31U72(B/W)	615.
	120" cord				RDDE31U120(B/W)	633.
	72" hardwire				RDDE31UH(B/W)	696.
Electrical component for Table - 4 Unit wide Drop-In - 4 powers 	72" cord				RDDE4072(B/W)	596.
	120" cord				RDDE40120(B/W)	614.
	72" hardwire				RDDE40H(B/W)	677.

Order Code	Specification Information	Application Notes
Example: RDDE2272 (B/W)	<i>To order please specify pattern number including:</i> 1. Color: B=Black Unit with black bezel has clear anodized extruded body W = White Units with white bezel has clear anodized extruded body. White is complimentary, not an exact match3	Installation instruction sheet available on Knoll Exchange.
R Ref		For Electrical components for Table Drop-in, refer to part number 6TP00388.
DT Desktop Outlet		Refer to planning guide pages for complete description.
DE Drop in Electrical		USB outlet is for recharging purposes only. No data transfer. All Desktop outlets are UL listed.
2 Power outlets, 3 = 3 Power outlets, 4 = 4 Power outlets, 6 = 6 Power outlets		Simplexes and USB charging ports are wired together and on the same circuit.
2 Blank/Data, 0 = 0 Blank/Data, 1 = 1 Blank/Data, 3 = 3 Blank/Data, U = 1 double USB		
72 72" cord, 120 = 120" cord, H = Hardwire		
B Black, W = White		

Accessories
Power and Data for Tables
Electrical components - Drop in

description	type	w	d	h	pattern no.	list
Electrical component for Table - 6 unit wide Drop-In - 3 power / 3 data	72" cord				RDTDE3372(B/W)	\$577.
	120" cord				RDTDE33120(B/W)	594.
	72" hardwire				RDTDE33H(B/W)	658.



Electrical component for Table - 6 unit wide Drop-In - 3 power / 1 double USB / 2 data	72" cord				RDTDE3U72(B/W)	718.
	120" cord				RDTDE3U120(B/W)	736.
	72" hardwire				RDTDE3UH(B/W)	799.



Electrical component for Table - 6 unit wide Drop-In - 4 power / 2 data	72" cord				RDTDE4272(B/W)	689.
	120" cord				RDTDE42120(B/W)	707.
	72" hardwire				RDTDE42H(B/W)	770.



Electrical component for Table - 6 unit wide Drop-In - 4 power / 1 double USB / 1 data	72" cord				RDTDE4U72(B/W)	831.
	120" cord				RDTDE4U120(B/W)	849.
	72" hardwire				RDTDE4UH(B/W)	912.

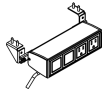


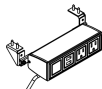
Electrical component for Table - 6 unit wide Drop-In - 6 powers	72" cord				RDTDE6072(B/W)	771.
	120" cord				RDTDE60120(B/W)	789.
	72" hardwire				RDTDE60H(B/W)	852.

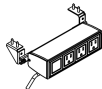


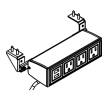
Order Code	Specification Information	Application Notes
Example: RDTDE2272 (B/W)	<i>To order please specify pattern number including:</i> 1. Color: B=Black Unit with black bezel has clear anodized extruded body W = White Units with white bezel has clear anodized extruded body. White is complimentary, not an exact match3	Installation instruction sheet available on Knoll Exchange.
R Reff		For Electrical components for Table Drop-in, refer to part number 6TP00388.
DT Desktop Outlet		Refer to planning guide pages for complete description.
DE Drop in Electrical		USB outlet is for recharging purposes only. No data transfer. All Desktop outlets are UL listed.
2 Power outlets, 3 = 3 Power outlets, 4 = 4 Power outlets, 6 = 6 Power outlets		Simplexes and USB charging ports are wired together and on the same circuit.
2 Blank/Data, 0 = 0 Blank/Data, 1 = 1 Blank/Data, 3 = 3 Blank/Data, U = 1 double USB		
72 72" cord, 120 = 120" cord, H = Hardwire		
B Black, W = White		

Accessories
Power and Data for Tables
Desk top outlets - Undermounted

description	type	w	d	h	pattern no.	list
Desktop Outlets for Tables - 4 unit wide Undermounted - 2 power / 2 data 	72" cord				RDTUME2272(B/W)	\$435.
	120" cord				RDTUME22120(B/W)	474.
	72" hardwire				RDTUME22H(B/W)	544.

Desktop Outlets for Tables - 4 unit wide Undermounted - 2 power / 1 double USB / 1 data 	72" cord				RDTUME2U72(B/W)	605.
	120" cord				RDTUME2U120(B/W)	622.
	72" hardwire				RDTUME2UH(B/W)	685.

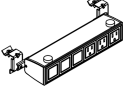
Desktop Outlets for Tables - 4 unit wide Undermounted - 3 power / 1 data 	72" cord				RDTUME3172(B/W)	485.
	120" cord				RDTUME31120(B/W)	503.
	72" hardwire				RDTUME31H(B/W)	566.

Desktop Outlets for Tables - 4 unit wide Undermounted - 3 power / 1 double USB 	72" cord				RDTUME31U72(B/W)	627.
	120" cord				RDTUME31U120(B/W)	645.
	72" hardwire				RDTUME31UH(B/W)	708.

Desktop Outlets for Tables - 4 unit wide Undermounted - 4 powers 	72" cord				RDTUME4072(B/W)	608.
	120" cord				RDTUME40120(B/W)	625.
	72" hardwire				RDTUME40H(B/W)	689.

Order Code	Specification Information	Application Notes
Example: RDTUM2272 (B/W)	<i>To order please specify pattern number including:</i> 1. Color: B=Black Unit with black bezel has clear anodized extruded body W = White Units with white bezel has clear anodized extruded body. White is complimentary, not an exact match.	Installation instruction sheet available on Knoll Exchange. For Desktop Outlet for Tables - Undermounted, refer to part number 6TP00439. Refer to planning guide pages for complete description. USB outlet is for recharging purposes only. No data transfer. All Desktop outlets are UL listed. Simplexes and USB charging ports are wired together and on the same circuit.
R Reff		
DT Desktop Outlet		
UM Undermounted Electrical		
2 Power outlets, 3 = 3 Power outlets, 4 = 4 Power outlets, 6 = 6 Power outlets		
2 Blank/Data, 0 = 0 Blank/Data, 1 = 1 Blank/Data, 3 = 3 Blank/Data, U = 1 double USB		
72 72" cord, 120 = 120" cord, H = Hardwire		
B Black, W = White		

Accessories
Power and Data for Tables
Desk top outlets - Undermounted

description	type	w	d	h	pattern no.	list
Desktop Outlets for Tables - 6 unit wide Undermounted - 3 power / 3 data 	72" cord				RDTUME3372(B/W)	\$582.
	120" cord				RDTUME33120(B/W)	599.
	72" hardwire				RDTUME33H(B/W)	662.

Desktop Outlets for Tables - 6 unit wide Undermounted - 3 power / 1 double USB / 2 data 	72" cord				RDTUME3U72(B/W)	723.
	120" cord				RDTUME3U120(B/W)	741.
	72" hardwire				RDTUME3UH(B/W)	804.

Desktop Outlets for Tables - 6 unit wide Undermounted - 4 power / 2 data 	72" cord				RDTUME4272(B/W)	694.
	120" cord				RDTUME42120(B/W)	712.
	72" hardwire				RDTUME42H(B/W)	775.

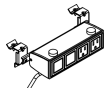
Desktop Outlets for Tables - 6 unit wide Undermounted - 4 power / 1 double USB / 1 data 	72" cord				RDTUME4U72(B/W)	836.
	120" cord				RDTUME4U120(B/W)	854.
	72" hardwire				RDTUME4UH(B/W)	917.

Desktop Outlets for Tables - 6 unit wide Undermounted - 6 powers 	72" cord				RDTUME6072(B/W)	776.
	120" cord				RDTUME60120(B/W)	794.
	72" hardwire				RDTUME60H(B/W)	857.

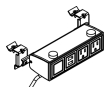
Order Code	Specification Information	Application Notes
Example: RDTUM2272 (B/W)	<i>To order please specify pattern number including:</i>	Installation instruction sheet available on Knoll Exchange.
R Reff		
DT Desktop Outlet	1. Color: B=Black Unit with black bezel has clear anodized extruded body W = White Units with white bezel has clear anodized extruded body. White is complimentary, not an exact match.	For Desktop Outlet for Tables - Undermounted, refer to part number 6TP00439.
UM Undermounted Electrical		Refer to planning guide pages for complete description.
2 Power outlets, 3 = 3 Power outlets, 4 = 4 Power outlets, 6 = 6 Power outlets		USB outlet is for recharging purposes only. No data transfer. All Desktop outlets are UL listed.
2 Blank/Data, 0 = 0 Blank/Data, 1 = 1 Blank/Data, 3 = 3 Blank/Data, U = 1 double USB		Simplex and USB charging ports are wired together and on the same circuit.
72 72" cord, 120 = 120" cord, H = Hardwire		
B Black, W = White		

Accessories
Power and Data for Tables
Rail Mounted

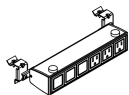
description	type	w	d	h	pattern no.	list
Desktop Outlets for Tables - 4 units wide Rail Mounted - 2 power / 2 data	72" cord				RDTRME2272(B/W)	\$454.
	120" cord				RDTRME22120(B/W)	491.
	72" hardwire				RDTRME22H(B/W)	597.



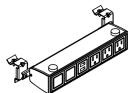
Desktop Outlets for Tables - 4 units wide Rail Mounted - 2 power / 1 double USB / 1 data	72" cord				RDTRME2U72(B/W)	855.
	120" cord				RDTRME2U120(B/W)	873.
	72" hardwire				RDTRME2UH(B/W)	936.



Desktop Outlets for Tables - 6 units wide Rail Mounted - 3 power / 3 data	72" cord				RDTRME3372(B/W)	639.
	120" cord				RDTRME33120(B/W)	655.
	72" hardwire				RDTRME33H(B/W)	719.








Desktop Outlets for Tables - 4 units wide Rail Mounted - 3 power / 1 double USB / 2 data	72" cord				RDTRME3U72(B/W)	978.
	120" cord				RDTRME3U120(B/W)	994.
	72" hardwire				RDTRME3UH(B/W)	1,058.



Order Code	Specification Information	Application Notes
Example: RDTRME2272 (B/W)	<i>To order please specify pattern number including:</i>	Installation instruction sheet available on Knoll Exchange.
R Ref		
DT Desktop Outlet		
RME Rail Mounted Electrical		
2 Power outlets, 3 = 3 Power outlets, 4 = 4 Power outlets, 6 = 6 Power outlets	1. Color: B=Black Unit with black bezel has clear anodized extruded body W = White Units with white bezel has clear anodized extruded body. White is complimentary, not an exact match	For Desktop Outlet for Tables - Rail mounted, refer to part number 6TP00438. Refer to planning guide pages for complete description.
2 Blank/Data, 0 = 0 Blank/Data, 1 = 1 Blank/Data, 3 = 3 Blank/Data, U = 1 double USB		USB outlet is for recharging purposes only. No data transfer. All Desktop outlets are UL listed.
72 72" cord, 120 = 120" cord, H = Hardwire		Simlexes and USB charging ports are wired together and on the same circuit.
B Black, W = White		

Accessories

Wire management

description	w	d	h	pattern no.	list
 Wire manager used under any top in kneespace*	24"	4 1/2"	5 3/4"	RWMWT24	\$45.
	30"	4 1/2"	5 3/4"	RWMWT30	51.
	36"	4 1/2"	5 3/4"	RWMWT36	56.
	Available black only				
 Hinged vertical wire	24"	1"	3/8"	RWMV24 ()	36.
Ships with overdesk unit. Specify paint finish.					
 Multi-purpose manager*	24"	2 1/2"	1 1/4"	RWMMP24	40.
	30"	2 1/2"	1 1/4"	RWMMP30	45.
	36"	2 1/2"	1 1/4"	RWMMP36	46.
	Available black only				
 Worksurface vertical/horizontal wire manager*	24"	1 1/2"	3/4"	RWMVH24	43.
	30"	1 1/2"	3/4"	RWMVH30	47.
	36"	1 1/2"	3/4"	RWMVH36	51.
	Available black only				
 Power bar, fits into wire manager				RWMPB	155.

Order Code	Specification Information	Application Notes
Example: RWMWT24	<i>To order please specify:</i> 1. Pattern number 2. Finish: painted finishes, where applicable	Specify color for hinged vertical wire management only from paint finish list on page 5. Flexible Vertical wire manager is intended to be under mounted to a worksurface; using self tapping wood screws.
R Reff		
WM Wire Manager		
W Wall and Modesty mount		
T Top Mount		
24 Width		

Accessories

Wire management

description	type	w	d	h	pattern no.	list
Flexible Vertical Wire Manager with Functional height range; for 26 1/2" and 28 3/8"H					RWMVF	\$135.



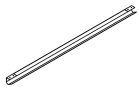
*translucent with metallic silver base (613)

Cable clip for column legs	3" dia.				RCC30()	23.
	4" dia				RCC40()	26.



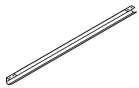
* 2 clips per kit

J-Wire Trough Wall Mount		24"			RJBW24()	67.
		30"			RJBW30()	69.
		36"			RJBW36()	75.
		42"			RJBW42()	88.
		48"			RJBW48()	94.
		54"			RJBW54()	96.
		60"			RJBW60()	97.
		66"			RJBW66()	109.
	72"			RJBW72()	110.	



*Installation Instruction Sheet: 6TP00078

J-Wire Trough Under Mount		24"			RJBU24()	81.
		30"			RJBU30()	83.
		36"			RJBU36()	90.
		42"			RJBU42()	104.
		48"			RJBU48()	111.
		54"			RJBU54()	113.
		60"			RJBU60()	115.
		66"			RJBU66()	128.
	72"			RJBU72()	130.	



*Installation Instruction Sheet: 6TP00078

Order Code	Specification Information	Application Notes
Example: RMMWT24		
R Reff	<i>To order please specify:</i> 1. Pattern number 2. Finish: painted finishes, where applicable	Specify color for hinged vertical wire management only from paint finish list on page 5. Installation instruction sheets available on Knoll Exchange. For vertical wire manager, reference number 6TP00435. For J-wire manager; reference number 6TP0078.
WM Wire Manager		
W Wall and Modesty mount		
T Top Mount		
24 Width		
		Flexible Vertical wire manager is intended to be under mounted to a worksurface; using self tapping wood screws.

Accessories

Wire management

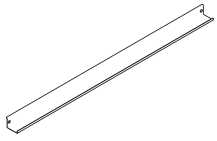
description	w	d	h	pattern no.	list
-------------	---	---	---	-------------	------

Wire manager for credenza top

24"

RWMCT24

\$133.



Cable Basket Kits Under Mounted

15"

12"

1"

RWMT1512U

54.

27"

12"

1"

RWMT2712U

96.

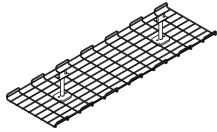
39"

12"

1"

RWMT3912U

116.



*All hardware included

*Baskets and hardware are painted med. grey (115)

Cable Basket Kits Rail Mounted

15"

12"

1"

RWMT1512R

269.

27"

12"

1"

RWMT2712R

320.

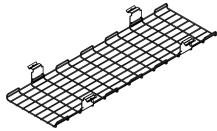
39"

12"

1"

RWMT3912R

493.



*All hardware included

*Baskets and hardware are painted med. grey (115)

Order Code

Example:	RWMWT24
R	Reff
WM	Wire Manager
W	Wall and Modesty mount
T	Top Mount
24	Width

Specification Information

To order please specify:
 1. Pattern number
 2. Finish: painted finishes, where applicable

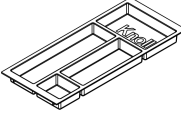
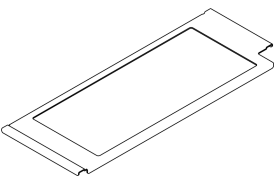

Application Notes

Specify color for hinged vertical wire management only from paint finish list on page 5.

Installation instruction sheets available on Knoll Exchange. For cable baskets, under mount, reference number 6TP00435. For cable basket, rail mount; reference number 6TP00433.





Flexible Vertical wire manager is intended to be under mounted to a worksurface; using self tapping wood screws.

Accessories For Pedestals

description	type	w	h	pattern no.	list
Pencil tray, wood (ordered separately)		12"	–	RPAPT	\$99.
Pencil tray, plastic 	black	13 1/4"	–	RPETRAY3N	38.
	clear	12"	–	RPETRAY3C	45.
Recommended for use with metal drawer interiors on 16" w pedestals. Letter width pedestal.					
Pencil tray adapter 				RPETAD	85.
Includes metal adapter pencil tray and plastic pencil tray to be used with 19" wide (Legal width) pedestals. Available in painted and anodized finishes.					
Pencil tray for Mobile Pedestals				RPMTRAY	26.
Box drawer dividers, wood box drawers (Acrylic)		16"	–	RPADSS	53.
File bars, wood file drawers (replacement)		16"	–	RPAHFB16	30.
		30"	–	RPAHFB30	57.
		36"	–	RPAHFB36	88.
File bars, metal file drawers (replacement)		16"	–	RPAHFM162 *	21.
		30"	–	RPAHFM30	30.
		36"	–	RPAHFM36	30.
Sold as individuals					
Metal box divider, for desk height products 				RDHMBD	31.
for 16" w desk height metal box drawer for use in pedestals with metal interior					


Order Code	Specification Information	Application Notes
Example: RDHMBD		
R Reff		The dividers come in black paint only.
DH Desk height		Replacement file bars for all mobile pedestals and pedestals shipped July 2001 and prior, should order KR5231078.
M Metal		
B Box		
D Divider		

Accessories For Pedestals

description	h	w	d	pattern no.	list	metal	L	V1	V2	V3
Metal file drawer divider, for desk height products 				RDHMF	\$31.					
				for 16" w desk height metal box drawer for use in pedestals with metal interior						
Metal Shelf kit for 24" Pedestals 		24"	20"	RCAS2420M ()		86.				
		24"	24"	RCAS2424M ()		96.				
Wood Shelf kit for 24" Pedestals 		24"	20"	RCAS2420W ()			155.	167.	194.	261.
		24"	24"	RCAS2424W ()			178.	193.	223.	300.
Counter weight (for file/file configuration pedestals when used in freestanding applications)	-	-	-	RCOUNTWT	106.					
				1 counterweight = 10 lbs.						
Waste recycle bin 		15"	9"	RWRB	113.					
				Note: For use with desk height and serving height pedestals.						


Order Code	Specification Information	Application Notes
Example: RDHMBD		
R Reff		The dividers come in black paint only.
DH Desk height		
M Metal		
B Box		
D Divider		
		Actual shelf dimensions; 24" w = 22 ^{23/64} " w 20" d = 13 ^{11/32} " d 24" d = 17 ^{11/32} " d
		The replacement waste recycle bins, are for use with 24" w waste recycle pedestals and are available in grey finish only.


Accessories For Cabinets

description	d	w	pattern no.	metal	L	V1	V2	V3	list
Cabinet shelves, (replacement)	15"	30"	RCAS3015-()	\$97.	\$189.	\$208.	\$237.	\$320.	
	15"	36"	RCAS3615-()	106.	202.	217.	246.	332.	
	20"	16"	RCAS1620-()	78.	145.	157.	181.	244.	
	20"	30"	RCAS3020-()	94.	162.	178.	207.	278.	
Wood shelf	20"	36"	RCAS3620-()	106.	174.	189.	217.	294.	
	24"	16"	RCAS1624-()	87.	162.	178.	207.	278.	
	24"	30"	RCAS3024-()	104.	189.	208.	237.	320.	
	24"	36"	RCAS3624-()	111.	204.	222.	254.	342.	


Metal shelf


	17"	14"	RCABT1417						77.
	17"	29"	RCABT2917						129.

	Half of 30" cabinets		RCACR30H						75.
	Half of 36" cabinets		RCACR36H						82.
	16" cabinets		RCACR16						77.
	30" cabinets		RCACR30						103.
	36" cabinets		RCACR36						115.

				RPD11					23.
				RPD14					23.

RPD11 to be used with 15" D open cabinet/bookcase with metal shelves.
 RPD14 to be used with 20"/24"D open cabinet/bookcase with metal shelves.



				RDHMLD					24.
	for 20" and 24" deep metal lateral drawers Also works with AutoStrada for use in pedestals with metal interior								

				RAUH					20.
---	--	--	--	-------------	--	--	--	--	-----

Order Code	Specification Information
Example: RCAS2420W ()	
R Ref	
CA Cabinet	
AS Add-on shelf	
24 Width 24" nominal	
20 Depth (20 = 19" deep 24 = 23" deep)	
W Wood shelf, M = Metal	
V316 Shelf finish	



Specification Information	Actual shelf dimensions;
<i>To order cabinet shelf, please specify pattern number including:</i>	24"w = 22 ²³ / ₆₄ "w
1. Finish type:	20"d = 13 ¹¹ / ₃₂ "d
M = Metal	24"d = 17 ¹¹ / ₃₂ "d
1 = V1	
2 = V2	
3 = V3	
2. Shelf finish: L, V1, V2, V3 or Metal	
Metal shelves are available in all core paint finishes.	

Accessories
For Overhead
Fascias, Metal

description	w	pattern no.	P1	P2	P3
Metal Fascia - Both left and right recess 	30"	ROMDHMTF130RB	\$150.	\$165.	\$173.
	36"	ROMDHMTF136RB	153.	168.	177.
	42"	ROMDHMTF142RB	154.	169.	178.
	48"	ROMDHMTF148RB	156.	172.	180.
	54"	ROMDHMTF154RB	159.	175.	184.
	60"	ROMDHMTF160RB	161.	177.	186.
	66"	ROMDHMTF166RB	171.	188.	198.
	72"	ROMDHMTF172RB	173.	190.	200.
	78"	ROMDHMTF178RB	175.	191.	202.
	84"	ROMDHMTF184RB	177.	195.	204.
	90"	ROMDHMTF190RB	179.	197.	207.
96"	ROMDHMTF196RB	181.	199.	209.	
Metal Fascia - Left recess 	30"	ROMDHMTF130RL	150.	165.	173.
	36"	ROMDHMTF136RL	153.	168.	177.
	42"	ROMDHMTF142RL	154.	169.	178.
	48"	ROMDHMTF148RL	156.	172.	180.
	54"	ROMDHMTF154RL	159.	175.	184.
	60"	ROMDHMTF160RL	161.	177.	186.
	66"	ROMDHMTF166RL	171.	188.	198.
	72"	ROMDHMTF172RL	173.	190.	200.
	78"	ROMDHMTF178RL	175.	193.	202.
	84"	ROMDHMTF184RL	177.	195.	204.
	90"	ROMDHMTF190RL	179.	197.	207.
96"	ROMDHMTF196RL	181.	199.	209.	

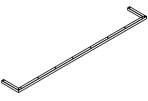
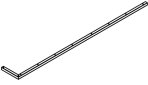
Order Code	Specification Information	Application Notes
Example: ROMDHMTF130RB	<i>To order please specify pattern number including:</i> 1. Finish Anodized and Core paint finishes.	For single and double high overheads. Wood and metal options. Letter depth only. For P4 Anodized finishes (AP & AU), please add \$55 to P3 List Price.
R Reff		
O Overhead		
M Wall hung		
DH Desk height		
M Metal		
T Task light		
F Fascia		
1 Letter depth		
30 30"		
R Recess		
B Recess location		
118 Finish		

Accessories
For Overhead
Fascias, Metal

description	w	pattern no.	P1	P2	P3
Metal Fascia - No recess 	30"	ROMDHMTF130RN	\$150.	\$165.	\$173.
	36"	ROMDHMTF136RN	153.	168.	177.
	42"	ROMDHMTF142RN	154.	169.	178.
	48"	ROMDHMTF148RN	156.	172.	180.
	54"	ROMDHMTF154RN	159.	175.	184.
	60"	ROMDHMTF160RN	161.	177.	186.
	66"	ROMDHMTF166RN	171.	188.	198.
	72"	ROMDHMTF172RN	173.	190.	200.
	78"	ROMDHMTF178RN	175.	193.	202.
	84"	ROMDHMTF184RN	177.	195.	204.
	90"	ROMDHMTF190RN	179.	197.	207.
96"	ROMDHMTF196RN	181.	199.	209.	
Metal Fascia - Right recess 	30"	ROMDHMTF130RR	150.	165.	173.
	36"	ROMDHMTF136RR	153.	168.	177.
	42"	ROMDHMTF142RR	154.	169.	178.
	48"	ROMDHMTF148RR	156.	172.	180.
	54"	ROMDHMTF154RR	159.	175.	184.
	60"	ROMDHMTF160RR	161.	177.	186.
	66"	ROMDHMTF166RR	171.	188.	198.
	72"	ROMDHMTF172RR	173.	190.	200.
	78"	ROMDHMTF178RR	175.	193.	202.
	84"	ROMDHMTF184RR	177.	195.	204.
	90"	ROMDHMTF190RR	179.	197.	207.
96"	ROMDHMTF196RR	181.	199.	209.	

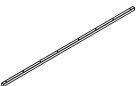
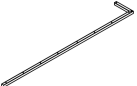
Order Code	Specification Information	Application Notes
Example: ROMDHMTF130RB	<i>To order please specify pattern number including:</i> 1. Finish Anodized and Core paint finishes.	For single and double high overheads. Wood and metal options. Letter depth only. For P4 Anodized finishes (AP & AU), please add \$55 to P3 List Price.
R Reff		
O Overhead		
M Wall hung		
DH Desk height		
M Metal		
T Task light		
F Fascia		
1 Letter depth		
30 30"		
R Recess		
B Recess location		
118 Finish		

Accessories
For Overhead
Fascias, Wood

description	w	pattern no.	V1	V2	V3
Wood Fascia - Both left and right recess 	30"	ROMDHWTF130RB	\$276.	\$298.	\$372.
	36"	ROMDHWTF136RB	278.	302.	376.
	42"	ROMDHWTF142RB	280.	305.	381.
	48"	ROMDHWTF148RB	282.	308.	386.
	54"	ROMDHWTF154RB	284.	312.	390.
	60"	ROMDHWTF160RB	410.	433.	541.
	66"	ROMDHWTF166RB	412.	436.	545.
	72"	ROMDHWTF172RB	414.	439.	549.
	78"	ROMDHWTF178RB	416.	442.	553.
	84"	ROMDHWTF184RB	418.	445.	558.
	90"	ROMDHWTF190RB	421.	448.	563.
96"	ROMDHWTF196RB	575.	598.	749.	
Wood Fascia - Left recess 	30"	ROMDHWTF130RL	276.	298.	372.
	36"	ROMDHWTF136RL	278.	302.	376.
	42"	ROMDHWTF142RL	280.	305.	381.
	48"	ROMDHWTF148RL	282.	308.	386.
	54"	ROMDHWTF154RL	284.	312.	390.
	60"	ROMDHWTF160RL	410.	433.	541.
	66"	ROMDHWTF166RL	412.	436.	545.
	72"	ROMDHWTF172RL	414.	439.	549.
	78"	ROMDHWTF178RL	416.	442.	553.
	84"	ROMDHWTF184RL	418.	445.	558.
	90"	ROMDHWTF190RL	421.	448.	563.
96"	ROMDHWTF196RL	575.	598.	749.	

Order Code	Specification Information	Application Notes
Example: ROMDHWTF130RB	<i>To order please specify pattern number including:</i> 1. Finish Type: 1 = V1 2 = V2 3 = V3 2. Finish V1, V2, V3	For single and double high overheads. Wood and metal options. Letter depth only.
R Reff		
O Overhead		
M Wall hung		
DH Desk height		
W Wood		
T Task light		
F Fascia		
1 Letter depth		
30 30"		
R Recess		
B Recess location		
V316 Finish		

Accessories
For Overhead
Fascias, Wood



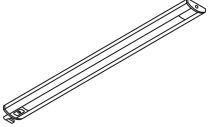


description	w	pattern no.	V1	V2	V3
Wood Fascia - No recess 	30"	ROMDHWTF130RN	\$276.	\$298.	\$372.
	36"	ROMDHWTF136RN	278.	302.	376.
	42"	ROMDHWTF142RN	280.	305.	381.
	48"	ROMDHWTF148RN	282.	308.	386.
	54"	ROMDHWTF154RN	284.	312.	390.
	60"	ROMDHWTF160RN	410.	433.	541.
	66"	ROMDHWTF166RN	412.	436.	545.
	72"	ROMDHWTF172RN	414.	439.	549.
	78"	ROMDHWTF178RN	416.	442.	553.
	84"	ROMDHWTF184RN	418.	445.	558.
	90"	ROMDHWTF190RN	421.	448.	563.
96"	ROMDHWTF196RN	575.	598.	749.	
Wood Fascia - Right recess 	30"	ROMDHWTF130RR	276.	298.	372.
	36"	ROMDHWTF136RR	278.	302.	376.
	42"	ROMDHWTF142RR	280.	305.	381.
	48"	ROMDHWTF148RR	282.	308.	386.
	54"	ROMDHWTF154RR	284.	312.	390.
	60"	ROMDHWTF160RR	410.	433.	541.
	66"	ROMDHWTF166RR	412.	436.	545.
	72"	ROMDHWTF172RR	414.	439.	549.
	78"	ROMDHWTF178RR	416.	442.	553.
	84"	ROMDHWTF184RR	418.	445.	558.
	90"	ROMDHWTF190RR	421.	448.	563.
96"	ROMDHWTF196RR	575.	598.	749.	

Order Code	Specification Information	Application Notes
Example: ROMDHWTF130RB	<i>To order please specify pattern number including:</i> 1. Finish Type: 1 = V1 2 = V2 3 = V3 2. Finish V1, V2, V3	For single and double high overheads. Wood and metal options. Letter depth only.
R Reff		
O Overhead		
M Wall hung		
DH Desk height		
W Wood		
T Task light		
F Fascia		
1 Letter depth		
30 30"		
R Recess		
B Recess location		
V316 Finish		

Accessories

For Overhead

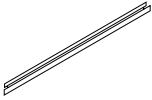
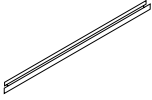
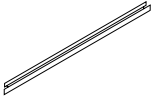

Task Lights and Tackboards

description	type	y	w	d	h	pattern no.	list
 T5 Standard Task Light	Use with 24" and wider overhead		19"	4"	1 1/2"	RTL5E19S	\$286.
	Use with 30" and wider overhead		25"	4"	1 1/2"	RTL5E25S	293.
	Use with 42" and wider overhead		37"	4"	1 1/2"	RTL5E37S	298.
	Use with 60" and wider overhead		49"	4"	1 1/2"	RTL5E49S	304.
	Use with 72" and wider overhead		61"	4"	1 1/2"	RTL5E61S	321.
	Use with 84" and wider overhead		73"	4"	1 1/2"	RTL5E73S	350.
	Use with 96" and wider overhead		85"	4"	1 1/2"	RTL5E85S	437.
 T5 Advanced Task Light	Use with 30" and wider overhead		25"	4"	1 1/2"	RTL5E25A	420.
	Use with 42" and wider overhead		37"	4"	1 1/2"	RTL5E37A	442.
	Use with 60" and wider overhead		49"	4"	1 1/2"	RTL5E49A	461.
	Use with 72" and wider overhead		61"	4"	1 1/2"	RTL5E61A	478.
	Use with 84" and wider overhead		73"	4"	1 1/2"	RTL5E73A	495.
	Use with 96" and wider overhead		85"	4"	1 1/2"	RTL5E85A	514.
 LED Task Light	Use with 24" and wider overhead (24 LED's)		17"	2"	1/2"	RL4L17	495.
	Use with 36" and wider overhead (48 LED's)		31"	2"	1/2"	RL4L31	825.
	Use with 48" and wider overhead (72 LED's)		44"	2"	1/2"	RL4L44	1,075.
	Use with 66" and wider overhead (96 LED's)		58"	2"	1/2"	RL4L58	1,350.
 Wall-hung tackboard for desk height (28 3/8" h) planning Note: Fabric railroaded Velcro supplied		0.9	30"		26"	RWHDHTB3026	355.
		1.1	36"		26"	RWHDHTB3626	391.
		1.3	42"		26"	RWHDHTB4226	432.
		1.5	48"		26"	RWHDHTB4826	468.
for use with 28 3/8" h support planning module							
 Wall rails (paint options only)		-	-	8 7/8"		RWHRA-()	40.
		-	-	17 5/8"		RWHRB-()	43.
		-	-	18 1/4"		RWHRC-()	43.
		-	-	21 1/16"		RWHRD-()	45.
		-	-	22"		RWHRE-()	45.
		-	-	59 1/2"		RWHRF-()	101.
	-	-	67"		RWHRG-()	101.	

Order Code	Specification Information	Application Notes
Example: RTL5E19S		
RTL Task Light		<p>T5 Task Lights: 120v and includes T5 cool white (4100K) fluorescent lamp, electronic ballast, 9' grounded cordset, prismatic lens, rocker switch, one cord exit management clip and mounting hardware. Housings are black.</p> <p>T5 Task Lights: Specify suffix -CH and add \$46 list for City of Chicago installations. Example: DL3T5E25S-CH</p> <p>Cordset is center exit. On smaller units cord exit is off-center, but still not handed.</p> <p>T5 advanced task lights are fitted with ballasts and lamps compliant with LEED requirements, meeting the LEED EB standard for mercury content.</p>
T5 T5 lamp		
L LED		
E Electronic ballast		
19 Width		
S Standard		
		<p>LED Task Lights: Includes LED's, power supply with 9-12' cord and mounting hardware. Housings are clear anodized aluminum with white color end-caps.</p> <p>LED Task Lights: Power cord is able to attach to either end of fixture.</p> <p>Notes: All task lights mount into the recess in the underside of overhead cabinets and shelves at least 6" wider than task light width.</p> <p>All task lights are TCLP compliant and meet requirements of California Title 20 and Title 24.</p>

Y = Yardage Required

Accessories For Overhead Sliding Rails


description	w	pattern no.	list
Sliding rail for open shelves 	30"	RSDR30	\$56.
	36"	RSDR36	56.
	42"	RSDR42	56.
	48"	RSDR48	56.
	54"	RSDR54	56.
	60"	RSDR60	88.
	66"	RSDR66	88.
	72"	RSDR72	88.
	78"	RSDR78	88.
	84"	RSDR84	99.
	90"	RSDR90	99.
96"	RSDR96	99.	
Sliding rail for open or hinged door overhead cabinets 	30"	ROHDR30	56.
	36"	ROHDR36	56.
	42"	ROHDR42	56.
	48"	ROHDR48	56.
	60"	ROHDR60	99.
	72"	ROHDR72	99.
	90"	ROHDR90	134.
	96"	ROHDR96	134.
Sliding rail for flip door overhead cabinets 	30"	RFDR30	56.
	36"	RFDR36	56.
	42"	RFDR42	56.
	48"	RFDR48	56.
	60"	RFDR60	99.
	72"	RFDR72	99.
	96"	RFDR96	99.
Sliding rail divider 		R5ZNN (3 dividers)	23.

Order Code	
Example: RSDR30	
R	Reff
SDR	Sliding rail for open shelves
30	For 30" shelf

Specification Information
To order please specify pattern number.

Application Notes
 Match cabinet width to rail width.
 Parts come in black only.
 These rails allow the use of metal "D"-ring divider to locate and separate binders and standing materials in Reff overhead cabinets. The rail which attaches to the inside back section of the cabinet is sold according to cabinet size door configuration.

Accessories
For Hutches
Fascias, Metal

description	w	pattern no.	P1	P2	P3
Metal Fascia 	60"	ROHMTF160 ()	\$153.	\$174.	\$182.
	66"	ROHMTF166 ()	167.	184.	193.
	72"	ROHMTF172 ()	170.	187.	196.
	78"	ROHMTF178 ()	172.	189.	199.
	84"	ROHMTF184 ()	174.	191.	201.
	90"	ROHMTF190 ()	176.	194.	203.
	96"	ROHMTF196 ()	178.	196.	206.

Order Code

Example: ROHMTF160
R Reff
O Overhead
H Hutch
M Metal
T Task light
F Fascia
1 Letter depth
60 60"
() Fascia finish

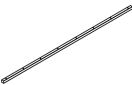
Specification Information

To order please specify pattern number including:
 1. Fascia Finish: Anodized and painted options

Application Notes

For single and double high Hutches.
 Wood or Metal options.

Accessories
For Hutches
Fascias, Wood

description	w	pattern no.	V1	V2	V3
Wood Fascia 	60"	ROHWTF160 ()	\$401.	\$424.	\$530.
	66"	ROHWTF166 ()	404.	427.	535.
	72"	ROHWTF172 ()	406.	431.	539.
	78"	ROHWTF178 ()	408.	434.	543.
	84"	ROHWTF184 ()	410.	437.	547.
	90"	ROHWTF190 ()	413.	440.	551.
	96"	ROHWTF196 ()	564.	587.	734.

Order Code

Example: ROHWTF160
R Reff
O Overhead
H Hutch
W Wood
T Task light
F Fascia
1 Letter depth
60 60"
() Trim Finish

Specification Information

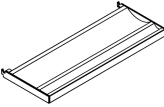
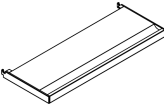
To order please specify pattern number including:
 1. Trim Finish: Wood or Laminate

Application Notes

For single and double high Hutches.
 Wood or Metal options.

Accessories

For Task panels

description	w	pattern no.	list
Task Panel shelf	14"	RTST14	\$173.
			
Task Panel flat tray	14"	RTSF14	173.
	28"	RTSF28	206.

Order Code

Example: RTST14
R Reff
TS Task Panel
T Shelf
F = Tray
14 Width

Specification Information


To order please specify pattern number including:
 1. Finish where applicable

Application Notes

See Reff Planning Guide for more information.

Accessories

Presentation Samples

description	w	d	h	pattern no.	L	M	V2	V3	list
Presentation wood sample, 16" x 16"	16"	16"	–	RSAMP1616-() ()	\$139.	\$199.	\$256.	\$296.	
	Optional edge details available								
Presentation stackable/tiled mini panel (for demonstrations)	24"	–	34"	R3SMP () ()					1,144.
	Specify trim profile, base height, base type and applicable finishes								
Presentation monolithic mini panel	4"H base			RR3MP4 ()					626.
	6"H base			RR3MP6 ()					670.
	Specify trim profile and applicable finishes								
Presentation worksurface cutaway sample	12"	12"	1 1/4"	RTOP2 ()	114.	175.	233.	275.	
	12"	12"	1 3/4"	RTOP1 ()	114.	175.	233.	275.	
Presentation waterfall edge sample	16"	16"		R921655 ()					348.
Sample, cascade edge worksurface	12"	12"		RCE1R1212G	130.				
									
Rangeboard	27"	12"	1 1/4"	RRBRD2712 ()					314.
	Recommended for natural veneer with clear coat (V311, V316) and Light finishes (such as V312, V315)								

Order Code

Example: RWHRA ()
R Reff
WH Wall Hung
R Rails
A Height
() Paint options only

Specification Information

To order please specify pattern number including:
1. Finish, where applicable

Specification Information

See Reff Planning Guide for more information.

Metal D-pull sample board represents the following standard Reff finishes (PT, 111, 118, 611, 612, 613)

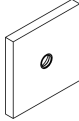
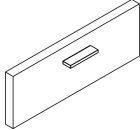
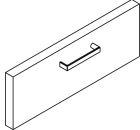
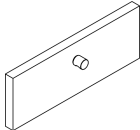
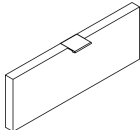
Specify board finish in laminate, techwood, conventional or laminate with a wood edge.

Specify edge detail if applicable for presentation wood samples.

Product on this page will accept woodgrain laminate where laminate is currently an option. The wall rails will accept two sets of brackets for panel hung components.

Accessories

Presentation Pull Samples

description	type	w	d	pattern no.	L	V1	V2	V3	list
Presentation drawer front with pull samples	Grommet pull	8"	8"	RPULLSMPG()	\$151.	\$191.	\$207.	\$239.	
									
	Bar pull	8"	8"	RPULLSMPF()	151.	191.	207.	239.	
									
	Outline pull	8"	8"	RPULLSMPH()	151.	191.	207.	239.	
									
	Cylinder pull	8"	8"	RPULLSMPR()	151.	191.	207.	239.	
									
	Tab pull	8"	8"	RPULLSMPT()	151.	191.	207.	239.	
									

Order Code

Example:	RPULLSMPG()
R	Reff Profiles
PULL	Pull
SM	Sample
PG	Pull Grommet

Specification Information

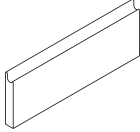
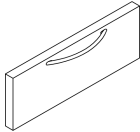
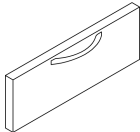
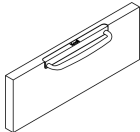
To order please specify pattern number including:

1. Drawer Front finish:
Wood or Laminate
2. Pull Finish:
Painted or plated

Product on this page will accept wood grain laminate, where laminate is currently an option.

Accessories

Presentation Pull Samples

description	type	w	d	pattern no.	L	V1	V2	V3	list
Presentation drawer front with pull samples	J-Pull	8"	8"	RPULLSMPJ () ()	\$151.	\$191.	\$207.	\$239.	
									
	C-Pull	8"	8"	RPULLSMP C() ()	151.	191.	207.	239.	
									
	S-Pull	8"	8"	RPULLSMP S() ()	151.	191.	207.	239.	
									
	D-Pull	8"	8"	RPULLSMP D() ()	151.	191.	207.	239.	
									

Order Code

Example:	RPULLSMPG () ()
R	Reff Profiles
PULL	Pull
SM	Sample
PG	Pull Grommet

Specification Information

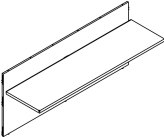
To order please specify pattern number including:

1. Drawer Front finish:
Wood or Laminate
2. Pull Finish:
Painted or plated

Product on this page will accept wood grain laminate, where laminate is currently an option.

Single Wide Desk

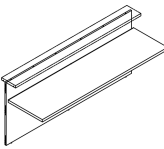
Single Finishes

description	w*	d	h	pattern no.	L	V1	V2	V3
Single Wide Desk 	66"	30"	42"	RASW6630 () ()	\$1,249.	\$1,465.	\$1,685.	\$2,190.
	72"	30"	42"	RASW7230 () ()	1,304.	1,530.	1,759.	2,287.
	78"	30"	42"	RASW7830 () ()	1,345.	1,578.	1,814.	2,358.
	84"	30"	42"	RASW8430 () ()	1,421.	1,666.	1,917.	2,492.
	90"	30"	42"	RASW9030 () ()	1,461.	1,714.	1,972.	2,563.
	96"	30"	42"	RASW9630 () ()	1,508.	1,769.	2,034.	2,646.

W* = Overall foot print width - Nominal

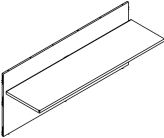
Note: All noted width dimensions are an "out to out" overall foot print, including all additional components which are required and ordered separately.

Order Code	Specification Information	Application Notes
Example: RASW6630	<i>To order please specify pattern number including:</i>	All worksurfaces are 1 1/2" thick.
RA Reff Administrative	1. Modesty Finish: Wood or Laminate	No Drilling Options. No Grommet Options.
SW Single Wide with worksurface	2. Worksurface Finish: Wood or Laminate, (excluding wood grain laminate)	Worksurface includes 2" gap along the back edge to accommodate full wire access and Pencil Lip.
66 66" wide, Nominal	All dimensions are nominal.	Pencil Lip will be assembled to the top.
30 30" overall	Nominal vs Actual widths	Pencil Lip dimension: 1/4"H above worksurface.
() Modesty finish	Width Modesty Top Nominal Actual Actual	Pencil Lip is located along the back edge.
() Worksurface finish	66" 61.8" 61.8" 72" 67.8" 67.8" 78" 73.8" 73.8" 84" 79.8" 79.8" 90" 85.8" 85.8" 96" 91.8" 91.8"	Pencil Lip is available in black only.
	Overall Depth: 30" Nominal Worksurface Depth: = 24.5" Actual Height: 42" Nominal = 41.5" Actual	Comes with hardware kit, including attachment kit.
	Above dimension allow for 2 end supports.	Mid-span cantilever bracket (RMSCB) or a return must be ordered for additional support for spans greater than 54" wide.
		To be used with end support, return, or bridge. Includes front modesty and worksurface.



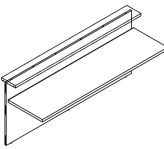
Single Wide Desk

Mixed Finishes

description	w*	d	h	pattern no.	L/V1	L/V2	L/V3	V1/L	V2/L	V3/L
Single Wide Desk	66"	30"	42"	RASW6630 () ()	\$1,371.	\$1,446.	\$1,721.	\$1,426.	\$1,546.	\$1,790.
	72"	30"	42"	RASW7230 () ()	1,419.	1,500.	1,799.	1,466.	1,596.	1,863.
	78"	30"	42"	RASW7830 () ()	1,456.	1,544.	1,866.	1,496.	1,636.	1,925.
	84"	30"	42"	RASW8430 () ()	1,542.	1,637.	1,980.	1,545.	1,695.	2,008.
	90"	30"	42"	RASW9030 () ()	1,581.	1,682.	2,048.	1,577.	1,736.	2,072.
	96"	30"	42"	RASW9630 () ()	1,628.	1,734.	2,123.	1,606.	1,774.	2,134.

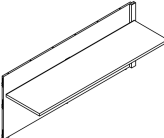
W* = Overall foot print width - Nominal

Note: All noted width dimensions are an "out to out" overall foot print, including all additional components which are required and ordered separately.

Order Code	Specification Information	Application Notes
Example: RASW6630	<i>To order please specify pattern number including:</i>	All worksurfaces are 1 1/2" thick.
RA Reff Administrative	1. Modesty Finish: Wood or Laminate	No Drilling Options. No Grommet Options.
SW Single Wide with worksurface	2. Worksurface Finish: Wood or Laminate, (excluding wood grain laminate)	Worksurface includes 2" gap along the back edge to accommodate full wire access and Pencil Lip.
66 66" wide, Nominal	All dimensions are nominal.	Pencil Lip will be assembled to the top.
30 30" overall	Nominal vs Actual widths	Pencil Lip dimension: 1/4"H above worksurface.
() Modesty finish	Width Modesty Top	Pencil Lip is located along the back edge.
() Worksurface finish	Nominal Actual Actual	Pencil Lip is available in black only.
	66" 61.8" 61.8"	Comes with hardware kit, including attachment kit.
	72" 67.8" 67.8"	Mid-span cantilever bracket (RMSCB) or a return must be ordered for additional support for spans greater than 54" wide.
	78" 73.8" 73.8"	To be used with end support, return, or bridge.
	84" 79.8" 79.8"	Includes front modesty and worksurface.
	90" 85.8" 85.8"	
	96" 91.8" 91.8"	
	Overall Depth: 30" Nominal Worksurface Depth: = 24.5" Actual Height: 42" Nominal = 41.5" Actual	
	Above dimension allow for 2 end supports.	
	It is Not advisable to mix 28 3/8" desk height products with 26 1/2" standard height products.	
	Products on this page are engineered to work with 28 3/8" planning.	
	Products on this page will accept all Laminates except "wood grain laminates".	
	Products on this page are manufactured to be finished on the user's side (inside), and paper finished on the approach side (outside).	
	The approach side needs to be completed with an additional infill panel.	
	Installation instruction sheets available on Knoll Exchange. Reference number 6TP00320.	

Double Wide Desk

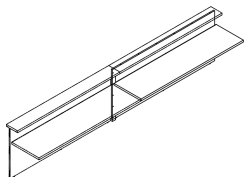
Single Finishes

description	w*	d	h	pattern no.	L	V1	V2	V3
Double Wide Desk	51"	30"	42"	RADW(L/R)5130 () ()	\$1,208.	\$1,418.	\$1,630.	\$2,118.
 <p>Left hand shown</p>	54"	30"	42"	RADW(L/R)5430 () ()	1,236.	1,449.	1,666.	2,166.
	57"	30"	42"	RADW(L/R)5730 () ()	1,263.	1,481.	1,702.	2,214.
	60"	30"	42"	RADW(L/R)6030 () ()	1,347.	1,580.	1,817.	2,363.
	63"	30"	42"	RADW(L/R)6330 () ()	1,369.	1,606.	1,847.	2,400.
	66"	30"	42"	RADW(L/R)6630 () ()	1,399.	1,641.	1,888.	2,453.
	69"	30"	42"	RADW(L/R)6930 () ()	1,426.	1,672.	1,923.	2,499.
	72"	30"	42"	RADW(L/R)7230 () ()	1,447.	1,697.	1,952.	2,538.
	75"	30"	42"	RADW(L/R)7530 () ()	1,466.	1,719.	1,977.	2,571.
	78"	30"	42"	RADW(L/R)7830 () ()	1,486.	1,744.	2,005.	2,607.
	81"	30"	42"	RADW(L/R)8130 () ()	1,513.	1,774.	2,040.	2,653.
	84"	30"	42"	RADW(L/R)8430 () ()	1,564.	1,835.	2,110.	2,744.
	87"	30"	42"	RADW(L/R)8730 () ()	1,583.	1,856.	2,135.	2,776.
	90"	30"	42"	RADW(L/R)9030 () ()	1,604.	1,881.	2,164.	2,812.
	93"	30"	42"	RADW(L/R)9330 () ()	1,631.	1,913.	2,200.	2,860.
	96"	30"	42"	RADW(L/R)9630 () ()	1,650.	1,936.	2,227.	2,895.

W* = Overall foot print width - Nominal

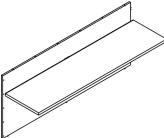
Note: All noted width dimensions are an "out to out" overall foot print, including all additional components which are required and ordered separately.

Order Code	Specification Information	Application Notes
Example: RADW(L/R)5130	<i>To order please specify pattern number including:</i>	All worksurfaces are 1 1/2" thick.
RA Reff Administrative	1. Modesty Finish: Wood or Laminate	No Drilling Options. No Grommet Options.
DW Double Wide with worksurface	2. Worksurface Finish: Wood or Laminate	Worksurface includes 2" gap along the back edge to accommodate full wire access and Pencil Lip.
L Left hand	To complete your double wide unit, you must order 2 pieces.	Pencil Lip will be assembled to the top. Pencil Lip dimension: 1/4"H above worksurface.
51 51" wide, Nominal	Width <i>Nominal</i> Width <i>Actual</i>	Pencil Lip is located along the back edge. Pencil Lip is available in black only.
30 30" overall	102" 2 x 48.9"	Products on this page do not include infill panels. Returns and supports need to be ordered separately.
() Modesty finish	108" 2 x 51.9"	Mid-span cantilever bracket (RMSCB) or a return must be ordered for additional support for spans greater than 54" wide.
() Worksurface finish	114" 2 x 54.9"	Left hand and Right hand units are sold separately (not as set), therefore the veneer sides will not match.
	120" 2 x 57.9"	Left hand unit includes 2 kits; Kit #1: Joinery hardware to connect 2 units together. Kit # 2: Multi clip.
	120" 2 x 60.9"	
	132" 2 x 63.9"	
	138" 2 x 66.9"	
	144" 2 x 69.9"	
	150" 2 x 72.9"	
	156" 2 x 75.9"	
	162" 2 x 78.9"	
	168" 2 x 81.9"	
	174" 2 x 84.9"	
	180" 2 x 87.9"	
	186" 2 x 90.9"	
	192" 2 x 93.9"	
	Overall Depth: 30" Nominal Worksurface Depth: 24.5" Actual Height: 42" Nominal = 41.5" Actual	



Double Wide Desk

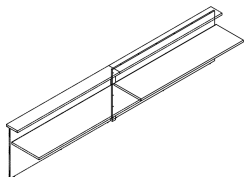
Mixed Finishes

description	w*	d	h	pattern no.	L/V1	L/V2	L/V3	V1/L	V2/L	V3/L
Double Wide Desk	51"	30"	42"	RADW(L/R)5130 () ()	\$1,316.	\$1,378.	\$1,606.	\$1,433.	\$1,533.	\$1,753.
	54"	30"	42"	RADW(L/R)5430 () ()	1,343.	1,409.	1,647.	1,449.	1,553.	1,786.
	57"	30"	42"	RADW(L/R)5730 () ()	1,361.	1,430.	1,682.	1,474.	1,582.	1,825.
	60"	30"	42"	RADW(L/R)6030 () ()	1,467.	1,539.	1,801.	1,531.	1,644.	1,900.
	63"	30"	42"	RADW(L/R)6330 () ()	1,488.	1,563.	1,838.	1,561.	1,680.	1,947.
	66"	30"	42"	RADW(L/R)6630 () ()	1,510.	1,589.	1,873.	1,590.	1,713.	1,993.
	69"	30"	42"	RADW(L/R)6930 () ()	1,538.	1,619.	1,915.	1,605.	1,734.	2,023.
<i>right hand shown</i>	72"	30"	42"	RADW(L/R)7230 () ()	1,559.	1,643.	1,950.	1,621.	1,753.	2,056.
	75"	30"	42"	RADW(L/R)7530 () ()	1,578.	1,663.	1,981.	1,665.	1,802.	2,115.
	78"	30"	42"	RADW(L/R)7830 () ()	1,595.	1,686.	2,016.	1,681.	1,822.	2,149.
	81"	30"	42"	RADW(L/R)8130 () ()	1,624.	1,716.	2,057.	1,695.	1,843.	2,179.
	84"	30"	42"	RADW(L/R)8430 () ()	1,684.	1,779.	2,132.	1,732.	1,883.	2,231.
	87"	30"	42"	RADW(L/R)8730 () ()	1,701.	1,800.	2,163.	1,746.	1,902.	2,262.
	90"	30"	42"	RADW(L/R)9030 () ()	1,720.	1,822.	2,198.	1,761.	1,922.	2,294.
	93"	30"	42"	RADW(L/R)9330 () ()	1,749.	1,854.	2,240.	1,775.	1,942.	2,324.
	96"	30"	42"	RADW(L/R)9630 () ()	1,767.	1,874.	2,271.	1,791.	1,961.	2,357.

W* = Overall foot print width - Nominal

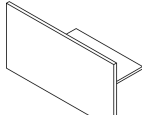
Note: All noted width dimensions are an "out to out" overall foot print, including all additional components which are required and ordered separately.

Order Code	Specification Information	Application Notes
Example: RADW(L/R)5130	<i>To order please specify pattern number including:</i>	All worksurfaces are 1 1/2" thick.
RA Reff Administrative	1. Modesty Finish: Wood or Laminate	No Drilling Options. No Grommet Options.
DW Double Wide with worksurface	2. Worksurface Finish: Wood or Laminate	Worksurface includes 2" gap along the back edge to accommodate full wire access and Pencil Lip.
L Left hand	To complete your double wide unit, you must order 2 pieces.	Pencil Lip will be assembled to the top. Pencil Lip dimension: 1/4"H above worksurface. Pencil Lip is located along the back edge. Pencil Lip is available in black only.
51 51" wide, Nominal	Width <i>Nominal</i>	Products on this page do not include infill panels. Returns and supports need to be ordered separately.
30 30" overall	Width <i>Actual</i>	Mid-span cantilever bracket (RMSCB) or a return must be ordered for additional support for spans greater than 54" wide.
() Modesty finish	102" 2 x 48.9"	Left hand and Right hand units are sold separately (not as set), therefore the veneer sides will not match.
() Worksurface finish	108" 2 x 51.9"	Left hand unit includes 2 kits; Kit #1: Joinery hardware to connect 2 units together. Kit # 2: Multi clip.
	114" 2 x 54.9"	
	120" 2 x 57.9"	
	120" 2 x 60.9"	
	132" 2 x 63.9"	
	138" 2 x 66.9"	
	144" 2 x 69.9"	
	150" 2 x 72.9"	
	156" 2 x 75.9"	
	162" 2 x 78.9"	
	168" 2 x 81.9"	
	174" 2 x 84.9"	
	180" 2 x 87.9"	
	186" 2 x 90.9"	
	192" 2 x 93.9"	
	Overall Depth: 30" Nominal Worksurface Depth: 24.5" Actual Height: 42" Nominal = 41.5"H Actual	



Bridge

Single Finishes

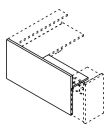
description	w*	d	h	pattern no.	L	V1	V2	V3
	72"	20"	42"	RABR(L/R)7220 () () ()	\$1,134.	\$1,850.	\$2,128.	\$2,766.
	78"	20"	42"	RABR(L/R)7820 () () ()	1,230.	2,007.	2,309.	3,001.
	84"	20"	42"	RABR(L/R)8420 () () ()	1,285.	2,098.	2,412.	3,136.
	90"	20"	42"	RABR(L/R)9020 () () ()	1,337.	2,183.	2,510.	3,264.
	96"	20"	42"	RABR(L/R)9620 () () ()	1,389.	2,267.	2,607.	3,389.

Left hand shown

w* = Overall foot print width - Nominal

Note: All noted width dimensions are an "out to out" overall foot print, including all additional components which are required and ordered separately.

Order Code	Specification Information	Application Notes
Example: RABR(L/R)7220	<i>To order please specify pattern number including:</i>	<p>All worksurfaces are 1 1/2" thick.</p> <p>Includes a 20"d nominal work surface.</p> <p>Includes thick modesty panel. Use in conjunction with end cabinets. Bridge + Cabinet + End Panel = Nominals.</p> <p>Cabinet to be ordered separately.</p>
RA Reff Administrative	<ol style="list-style-type: none"> Grommet Option: F = Flush N = No Grommet Grommet Finish: Painted or Plated Modesty Finish: Wood or Laminate Worksurface Finish: Wood or Laminate, (excluding wood grain laminate) 	
BR Bridge Return		
R Right hand		
72 72" wide		
20 20" overall		
() Grommet option		
() Grommet finish		
() Modesty finish		
() Worksurface finish		



All dimensions are nominal.

left hand/ right hand

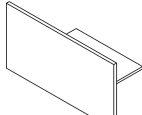
Nominal vs Actual widths

Width	Modesty	Top
<i>Nominal</i>	<i>Actual</i>	<i>Actual</i>
72"	54.5"	24.5"
78"	60.5"	30.5"
84"	66.5"	36.5"
90"	72.5"	42.5"
96"	78.5"	48.5"

Overall Depth: 20" Nominal
 Worksurface Depth: 18.9" Actual
 Height: 42" Nominal = 41.5" Actual

Bridge

Mixed Finishes

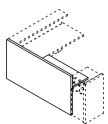
description	w*	d	h	pattern no.	L/V1	L/V2	L/V3	V1/L	V2/L	V3/L
	72"	20"	42"	RABR(L/R)7220 () () ()	\$1,271.	\$1,306.	\$1,420.	\$1,700.	\$1,946.	\$2,364.
	78"	20"	42"	RABR(L/R)7820 () () ()	1,400.	1,439.	1,572.	1,855.	2,123.	2,586.
	84"	20"	42"	RABR(L/R)8420 () () ()	1,462.	1,506.	1,658.	1,918.	2,208.	2,718.
	90"	20"	42"	RABR(L/R)9020 () () ()	1,518.	1,567.	1,738.	1,983.	2,294.	2,854.
	96"	20"	42"	RABR(L/R)9620 () () ()	1,569.	1,621.	1,811.	2,045.	2,377.	2,982.

Left hand shown

w* = Overall foot print width - Nominal

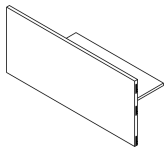
Note: All noted width dimensions are an "out to out" overall foot print, including all additional components which are required and ordered separately.

Order Code	Specification Information	Application Notes
Example: RABR(L/R)7220	<i>To order please specify pattern number including:</i>	All worksurfaces are 1 1/2" thick.
RA Reff Administrative	1. Grommet Option: F = Flush N = No Grommet	Includes a 20"d nominal work surface.
BR Bridge Return	2. Grommet Finish: Painted or Plated	Includes thick modesty panel.
R Right hand	3. Modesty Finish: Wood or Laminate	Use in conjunction with end cabinets.
72 72" wide	4. Worksurface Finish: Wood or Laminate, (excluding wood grain laminate)	Bridge + Cabinet + End Panel = Nominals.
20 20" deep	All dimensions are nominal.	Cabinet to be ordered separately.
() Grommet option	left hand/ right hand	
() Grommet finish	Nominal vs Actual widths	
() Modesty finish	Width Modesty Top	
() Worksurface finish	<i>Nominal Actual Actual</i>	
	72" 54.5" 24.5"	
	78" 60.5" 30.5"	
	84" 66.5" 36.5"	
	90" 72.5" 42.5"	
	96" 78.5" 48.5"	
	Overall Depth: 20" Nominal	
	Worksurface Depth: 18.9" Actual	
	Height: 42" Nominal = 41.5" Actual	
		Note: All noted width dimensions are an "out to out" overall foot print, including all additional components which are required and ordered separately.
		Products on this page are engineered to work with 28 3/8" planning.
		All worksurfaces are 1 1/2" thick.
		Products on this page will accept all Laminates except "wood grain laminates".
		Note: All installation instructions are available on the Knoll Exchange.
		42" height is Nominal



Return

Single Finishes

description	w*	d	h	pattern no.	L	V1	V2	V3
 <p>Left hand shown</p>	54"	20"	42"	RAFR(L/R)5420 () () () ()	\$1,249.	\$1,936.	\$2,227.	\$2,894.
	60"	20"	42"	RAFR(L/R)6020 () () () ()	1,300.	2,016.	2,319.	3,014.
	66"	20"	42"	RAFR(L/R)6620 () () () ()	1,405.	2,179.	2,505.	3,256.
	72"	20"	42"	RAFR(L/R)7220 () () () ()	1,458.	2,261.	2,600.	3,380.
	78"	20"	42"	RAFR(L/R)7820 () () () ()	1,519.	2,356.	2,709.	3,522.
	84"	20"	42"	RAFR(L/R)8420 () () () ()	1,590.	2,467.	2,835.	3,687.
	90"	20"	42"	RAFR(L/R)9020 () () () ()	1,655.	2,565.	2,949.	3,833.
	96"	20"	42"	RAFR(L/R)9620 () () () ()	1,723.	2,671.	3,072.	3,993.

W* = Overall foot print width - Nominal

Note: All noted width dimensions are an "out to out" overall foot print, including all additional components which are required and ordered separately.

Order Code

Example:	RAFR(L/R)5420
RA	Reff Administrative
FR	Full Return
L	Left hand
54	54" wide, Nominal
20	20" overall
()	Grommet option
()	Grommet finish
()	Modesty finish
()	Worksurface finish
G	Drilling options

Specification Information

To order please specify pattern number including:

- Grommet Option:
F = Flush
N = No Grommet
- Grommet Finish:
Painted or Plated
- Modesty Finish:
Wood or Laminate
- Worksurface Finish:
Wood or Laminate
- Drilling Options:
E = End Support drilling 28³/₈"
G = Gable Support drilling 42"

Nominal vs Actual widths

Width	Modesty Actual	Top Actual
54"	51.9"	22"
60"	57.9"	28"
66"	63.9"	34"
72"	69.9"	40"
78"	75.9"	46"
84"	81.9"	52"
90"	87.9"	58"
96"	93.9"	64"

Overall Depth: 20" Nominal
Worksurface Depth: 18.9" Actual
Height: 42" Nominal = 41.5" Actual

Application Notes

It is Not advisable to mix 28³/₈"h desk height products with 26¹/₂" standard height products.

Products on this page are engineered to work with 28³/₈" planning.

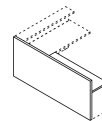
Products on this page will accept all Laminates except "wood grain laminates".

Installation instruction sheets available on Knoll Exchange. Reference number 6TP00320.

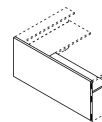
All worksurfaces are 1 1/2" thick.

Includes a 20"d (nominal) worksurface. Includes thick modesty.

Return with Cabinet support (TG)



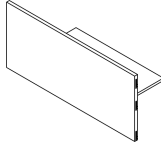
Return with "end support" - 28³/₈"h



Return with Gable support - 42"h

Return

Mixed Finishes

description	w*	d	h	pattern no.	L/V1	L/V2	L/V3	V1/L	V2/L	V3/L
 <p>Left hand shown</p>	54"	20"	42"	RAFR(L/R)5420 () () ()	\$1,387.	\$1,421.	\$1,526.	\$1,835.	\$2,071.	\$2,470.
	60"	20"	42"	RAFR(L/R)6020 () () ()	1,437.	1,475.	1,601.	1,897.	2,155.	2,600.
	66"	20"	42"	RAFR(L/R)6620 () () ()	1,575.	1,615.	1,759.	2,053.	2,333.	2,825.
	72"	20"	42"	RAFR(L/R)7220 () () ()	1,628.	1,674.	1,838.	2,117.	2,419.	2,958.
	78"	20"	42"	RAFR(L/R)7820 () () ()	1,696.	1,746.	1,929.	2,186.	2,510.	3,094.
	84"	20"	42"	RAFR(L/R)8420 () () ()	1,780.	1,836.	2,036.	2,247.	2,594.	3,226.
	90"	20"	42"	RAFR(L/R)9020 () () ()	1,851.	1,912.	2,133.	2,329.	2,697.	3,375.
	96"	20"	42"	RAFR(L/R)9620 () () ()	1,932.	1,998.	2,237.	2,406.	2,797.	3,520.

W* = Overall foot print width - Nominal

Note: All noted width dimensions are an "out to out" overall foot print, including all additional components which are required and ordered separately.

Order Code

Example:	RAFR(L/R)5420
RA	Reff Administrative
FR	Full Return
L	Left hand
54	54" wide, Nominal
20	20" overall
()	Grommet option
()	Grommet finish
()	Modesty finish
()	Worksurface finish
G	Drilling options

Specification Information

To order please specify pattern number including:

- Grommet Option:
F = Flush
N = No Grommet
- Grommet Finish:
Painted or Plated
- Modesty Finish:
Wood or Laminate
- Worksurface Finish:
Wood or Laminate
- Drilling Options:
E = End Support drilling 28³/₈"
G = Gable Support drilling 42"

Nominal vs Actual widths

Width	Modesty	Top
Nominal	Actual	Actual
54"	51.9"	22"
60"	57.9"	28"
66"	63.9"	34"
72"	69.9"	40"
78"	75.9"	46"
84"	81.9"	52"
90"	87.9"	58"
96"	93.9"	64"

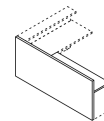
Overall Depth: 20" Nominal
Worksurface Depth: 18.9" Actual
Height: 42" Nominal = 41.5" Actual

Application Notes

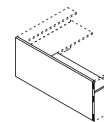
All worksurfaces are 1 1/2" thick.

Includes a 20" (nominal) worksurface.
Includes thick modesty.

Return with Cabinet support. (TG)



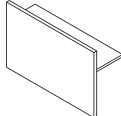
Return with "end support" - 28³/₈"h



Return with Gable support - 42"h

Shared Return One Sided

Single Finishes

description	w*	d	h	pattern no.	L	V1	V2	V3
 Shared Return One Side	66"	20"	42"	RASRS(L/R)6620 () () () ()	\$992.	\$1,620.	\$1,863.	\$2,421.
	72"	20"	42"	RASRS(L/R)7220 () () () ()	1,065.	1,738.	1,999.	2,598.
	78"	20"	42"	RASRS(L/R)7820 () () () ()	1,119.	1,826.	2,101.	2,730.
	84"	20"	42"	RASRS(L/R)8420 () () () ()	1,205.	1,968.	2,263.	2,941.
	90"	20"	42"	RASRS(L/R)9020 () () () ()	1,254.	2,048.	2,354.	3,061.
	96"	20"	42"	RASRS(L/R)9620 () () () ()	1,366.	2,229.	2,563.	3,332.

Left hand shown

w* = Overall foot print widths - Nominal

Note: All noted width dimensions are an "out to out" overall foot print, including all additional components which are required and ordered separately.

Order Code

Example:	RASRS(L/R)6620
RA	Reff Administrative
SR	Shared Return
S	Single
R	Right hand
66	66" wide overall foot print
20	20" overall depth
()	Grommet option
()	Grommet finish
()	Modesty finish
()	Worksurface finish

Specification Information

To order please specify pattern number including:

- Grommet Option:
F = Flush
N = No Grommet
- Grommet Finish:
Painted or Plated
- Modesty Finish:
Wood or Laminate
- Worksurface Finish:
Wood or Laminate

Nominal vs Actual widths

Width	Modesty	Top
Nominal	Actual	Actual
66"	34"	34"
72"	40"	40"
78"	46"	46"
84"	52"	52"
90"	58"	58"
96"	64"	64"

Overall Depth: 20" Nominal
 Worksurface Depth: 18.9" Actual
 Height: 42" Nominal = 41.5" Actual

Application Notes

It is Not advisable to mix 28^{3/8}"h desk height products with 26^{1/2}" standard height products.

Products on this page are engineered to work with 28^{3/8}" planning.

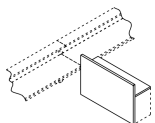
Products on this page will accept all Laminates except "wood grain laminates".

Installation instruction sheets available on Knoll Exchange. Reference number 6TP00320.

All worksurfaces are 1^{1/2}" thick.

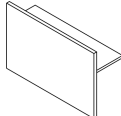
Must be used with end support. Always comes with drilling to accept 28^{3/8}"h (only) end support components.

End support must be ordered separately. 42" high Gable cannot be used in this application. Hardware for attachment included.



Shared Return One Sided

Mixed Finishes

description	w*	d	h	pattern no.	L/V1	L/V2	L/V3	V1/L	V2/L	V3/L
 Shared Return One Side	66"	20"	42"	RASRS(L/R)6620() () () ()	\$1,144.	\$1,185.	\$1,329.	\$1,499.	\$1,669.	\$1,929.
	72"	20"	42"	RASRS(L/R)7220() () () ()	1,228.	1,274.	1,438.	1,602.	1,794.	2,101.
	78"	20"	42"	RASRS(L/R)7820() () () ()	1,289.	1,340.	1,523.	1,659.	1,873.	2,227.
	84"	20"	42"	RASRS(L/R)8420() () () ()	1,398.	1,453.	1,655.	1,791.	2,027.	2,427.
	90"	20"	42"	RASRS(L/R)9020() () () ()	1,449.	1,509.	1,731.	1,848.	2,106.	2,553.
	96"	20"	42"	RASRS(L/R)9620() () () ()	1,607.	1,672.	1,912.	2,017.	2,297.	2,791.

Left hand shown

w* = Overall foot print width - Nominal

Note: All noted width dimensions are an "out to out" overall foot print, including all additional components which are required and ordered separately.

Order Code

Example:	RASPS(L/R)6620
RA	Reff Administrative
SR	Shared Return
S	Single
R	Right hand
66	66" wide overall foot print
20	20" overall depth
()	Grommet option
()	Grommet finish
()	Modesty finish
()	Worksurface finish

Specification Information

To order please specify pattern number including:

- Grommet Option:
F = Flush
N = No Grommet
- Grommet Finish:
Painted or Plated
- Modesty Finish:
Wood or Laminate
- Worksurface Finish:
Wood or Laminate

Nominal vs Actual widths

Width	Modesty	Top
Nominal	Actual	Actual
66"	34"	34"
72"	40"	40"
78"	46"	46"
84"	52"	52"
90"	58"	58"
96"	64"	64"

Overall Depth: 20" Nominal
 Worksurface Depth: 18.9" Actual
 Height: 42" Nominal = 41.5" Actual

Application Notes

It is Not advisable to mix 28³/₈"h desk height products with 26¹/₂" standard height products.

Products on this page are engineered to work with 28³/₈" planning.

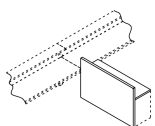
Products on this page will accept all Laminates except "wood grain laminates".

Installation instruction sheets available on Knoll Exchange. Reference number 6TP00320.

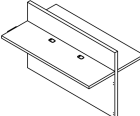
All worksurfaces are 1¹/₂" thick.

Must be used with end support. Always comes with drilling to accept 28³/₈"h (only) end support components. End support must be ordered separately.

42" height Gable cannot be used in this application. Hardware for attachment included.



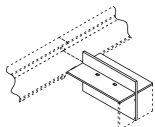
Shared Return Two Sided Single Finishes

description	w*	d	h	pattern no.	L	V1	V2	V3
 Shared Return Two Sided	66"	20"	42"	RASRD6620 () () () ()	\$1,320.	\$2,086.	\$2,399.	\$3,119.
	72"	20"	42"	RASRD7220 () () () ()	1,407.	2,225.	2,557.	3,326.
	78"	20"	42"	RASRD7820 () () () ()	1,481.	2,341.	2,693.	3,500.
	84"	20"	42"	RASRD8420 () () () ()	1,577.	2,493.	2,867.	3,727.
	90"	20"	42"	RASRD9020 () () () ()	1,640.	2,593.	2,982.	3,876.
	96"	20"	42"	RASRD9620 () () () ()	1,777.	2,811.	3,232.	4,202.

w* = Overall foot print width - Nominal

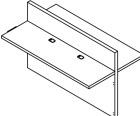
Note: All noted width dimensions are an "out to out" overall foot print, including all additional components which are required and ordered separately.

Order Code	Specification Information	Application Notes
Example: RASRD6620	<i>To order please specify pattern number including:</i>	<p>It is Not advisable to mix 28^{3/8}"h desk height products with 26^{1/2}" standard height products.</p> <p>Products on this page are engineered to work with 28^{3/8}" planning.</p> <p>Products on this page will accept all Laminates except "wood grain laminates".</p> <p>Installation instruction sheets available on Knoll Exchange. Reference number 6TP00320.</p>
RA Reff Administrative	1. Grommet Option: F = Flush N = No Grommet	
SR Shared Return	2. Grommet Finish: Painted or Plated	
D Double	3. Modesty Finish: Wood or Laminate	
66 66" wide overall foot print	4. Worksurface Finish: Wood or Laminate	<p>All worksurfaces are 1 1/2" thick.</p> <p>Must be used with end support. Always comes with drilling to accept 28^{3/8}"h (only) end support components. End support must be ordered separately. 42" height Gable cannot be used in this application. Hardware for attachment included.</p>
20 20" overall depth	Nominal vs Actual widths	
() Grommet option	Width Modesty Top	
() Grommet finish	Nominal Actual Actual	
() Modesty finish	66" 34" 34"	
() Worksurface finish	72" 40" 40"	
	78" 46" 46"	
	84" 52" 52"	
	90" 58" 58"	
	96" 64" 64"	



Overall Depth: 20" Nominal
 Worksurface Depth: 18.9" Actual
 Height: 42" Nominal = 41.5" Actual

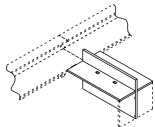
Shared Return Two Sided Mixed Finishes

description	w*	d	h	pattern no.	L/V1	L/V2	L/V3	V1/L	V2/L	V3/L
 Shared Return Two Sided	66"	20"	42"	RASRD6620() () () ()	\$1,639.	\$1,721.	\$2,010.	\$1,844.	\$2,013.	\$2,274.
	72"	20"	42"	RASRD7220() () () ()	1,741.	1,835.	2,162.	1,956.	2,149.	2,454.
	78"	20"	42"	RASRD7820() () () ()	1,830.	1,931.	2,296.	2,023.	2,237.	2,591.
	84"	20"	42"	RASRD8420() () () ()	1,949.	2,059.	2,461.	2,160.	2,396.	2,797.
	90"	20"	42"	RASRD9020() () () ()	2,016.	2,136.	2,579.	2,227.	2,486.	2,932.
	96"	20"	42"	RASRD9620() () () ()	2,212.	2,340.	2,820.	2,420.	2,701.	3,194.

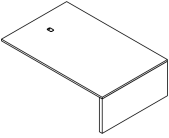
w* = Overall foot print width - Nominal

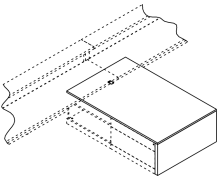
Note: All noted width dimensions are an "out to out" overall foot print, including all additional components which are required and ordered separately.

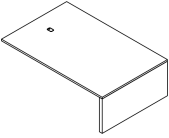
Order Code	Specification Information	Application Notes
Example: RASRD6620	<i>To order please specify pattern number including:</i>	<p>It is Not advisable to mix 28^{3/8}"h desk height products with 26^{1/2}" standard height products.</p> <p>Products on this page are engineered to work with 28^{3/8}"</p> <p>Products on this page will accept all Laminates except "wood grain laminates".</p> <p>Installation instruction sheets available on Knoll Exchange. Reference number 6TP00320.</p>
RA Reff Administrative	1. Grommet Option: F = Flush N = No Grommet	
SR Shared Return	2. Grommet Finish: Painted or Plated	
R Right hand	3. Modesty Finish: Wood or Laminate	
S Single	4. Worksurface Finish: Wood or Laminate	
66 66" wide overall foot print	Nominal vs Actual widths	
20 20" overall depth	Width Modesty Top <i>Nominal Actual Actual</i>	
() Grommet option	66" 34" 34"	
() Grommet finish	72" 40" 40"	
() Modesty finish	78" 46" 46"	
() Worksurface finish	84" 52" 52"	
	90" 58" 58"	
	96" 64" 64"	



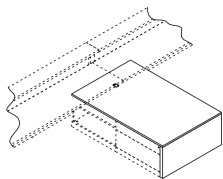
Overall Depth: 20" Nominal
 Worksurface Depth: 18.9" Actual
 Height: 42" Nominal = 41.5" Actual

description	w	d	h	pattern no.	L	V1	V2	V3
 Peninsula	62"	40"	22 ³ / ₈ "	RAIE6240() ()	\$1,150.	\$1,700.	\$1,956.	\$2,543.
	68"	40"	22 ³ / ₈ "	RAIE6840() ()	1,173.	1,736.	1,997.	2,595.
	74"	40"	22 ³ / ₈ "	RAIE7440() ()	1,192.	1,762.	2,026.	2,634.
	62"	48"	22 ³ / ₈ "	RAIE6248() ()	1,241.	1,835.	2,110.	2,742.
	68"	48"	22 ³ / ₈ "	RAIE6848() ()	1,260.	1,865.	2,144.	2,788.
	74"	48"	22 ³ / ₈ "	RAIE7448() ()	1,282.	1,897.	2,181.	2,835.

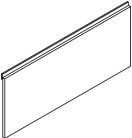
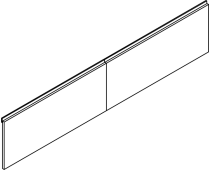
Order Code	Specification Information	Application Notes
Example: RAIE6240 RA Reff Administrative I Island Peninsula E 1" thick top 62 Width 40 Depth () Grommet Finish () Top Finish () End Panel Finish	<p><i>To order please specify pattern number including:</i></p> <ol style="list-style-type: none"> Grommet Finish: Painted or plated Worksurface finish: Wood or Laminate End panel finish: 	<p>It is Not advisable to mix 28³/₈"h desk height products with 26¹/₂" standard height products.</p> <p>Products on this page are engineered to work with 28³/₈" planning.</p> <p>Products on this page will accept all Laminates except "wood grain laminates".</p> <p>Installation instruction sheets available on Knoll Exchange. Reference number 6TP00320.</p> <p>Mid-span cantilever bracket (RMSCB) or a return must be ordered for additional support for units greater than 54" wide.</p>
		<p>The worksurfaces for Island Peninsulas are 1" thick.</p> <p>These worksurfaces come with standard grommet. 12" inset from back edge, center or depth.</p> <p>Peninsula height = 22³/₃₂" to the underside of worksurface.</p> <p>Intended to have full storage under tops. (30 x 30, 30 x 36, 36 x 36)</p> <p>22³/₈"h lower storage to be used with this product.</p> <p>Drilled to accept 30" and 36" wide x 22³/₈" high storage units.</p> <p>Intended to be freestanding slide or sit under the primary worksurface.</p>

description	w	d	h	pattern no.	L/V1	L/V2	L/V3	V1/L	V2/L	V3/L
Peninsula 	62"	40"	22 ³ / ₈ "	RAIE6240 () ()	\$1,267.	\$1,374.	\$1,742.	\$1,626.	\$1,747.	\$1,909.
	68"	40"	22 ³ / ₈ "	RAIE6840 () ()	1,297.	1,414.	1,812.	1,646.	1,791.	1,930.
	74"	40"	22 ³ / ₈ "	RAIE7440 () ()	1,319.	1,444.	1,871.	1,668.	1,792.	1,953.
	62"	48"	22 ³ / ₈ "	RAIE6248 () ()	1,361.	1,487.	1,913.	1,789.	1,928.	2,123.
	68"	48"	22 ³ / ₈ "	RAIE6848 () ()	1,385.	1,523.	1,981.	1,815.	1,955.	2,149.
	74"	48"	22 ³ / ₈ "	RAIE7448 () ()	1,411.	1,559.	2,054.	1,841.	1,980.	2,175.

Order Code	Specification Information	Application Notes
Example: RAIE6240	<i>To order please specify pattern number including:</i> 1. Grommet Finish: Painted or plated 2. Worksurface finish: Wood or Laminate 3. End panel finish:	<p>It is Not advisable to mix 28³/₈"h desk height products with 26¹/₂" standard height products.</p> <p>Products on this page are engineered to work with 28³/₈" planning.</p> <p>Products on this page will accept all Laminates except "wood grain laminates".</p> <p>Installation instruction sheets available on Knoll Exchange. Reference number 6TP00320.</p> <p>Mid-span cantilever bracket (RMSCB) or a return must be ordered for additional support for units greater than 54" wide.</p>
RA Reff Administrative		
I Island Peninsula		
E 1" thick top		
62 Width		
40 Depth		
() Grommet Finish		
() Top Finish		
() End Panel Finish	<p>The worksurfaces for Island Peninsulas are 1" thick.</p> <p>These worksurfaces come with standard grommet. 12" inset from back edge, center or depth.</p> <p>Peninsula height = 22³/₃₂" to the underside of worksurface.</p> <p>Intended to have full storage under tops. (30 x 30, 30 x 36, 36 x 36)</p> <p>22³/₈"h lower storage to be used with this product.</p> <p>Drilled to accept 30" and 36" wide x 22³/₈" high storage units.</p> <p>Intended to be freestanding slide or sit under the primary worksurface.</p>	



Infill Panel
Flush Single / Double
Type A; Recessed on Top

description	w	h	th	pattern no.	L	V1	V2	V3
Flush Infill Panel, 1 piece 	66"	39"	2 1/2"	RAIPFAWS66()	\$867.	\$1,017.	\$1,170.	\$1,522.
	72"	39"	2 1/2"	RAIPFAWS72()	904.	1,060.	1,219.	1,585.
	78"	39"	2 1/2"	RAIPFAWS78()	979.	1,148.	1,320.	1,715.
	84"	39"	2 1/2"	RAIPFAWS84()	1,007.	1,180.	1,358.	1,765.
	90"	39"	2 1/2"	RAIPFAWS90()	1,047.	1,228.	1,413.	1,838.
	96"	39"	2 1/2"	RAIPFAWS96()	1,076.	1,263.	1,452.	1,888.
Flush Infill Panel, 2 pieces 	102"	39"	2 1/2"	RAIPFAWD102()	1,737.	2,037.	2,343.	3,046.
	108"	39"	2 1/2"	RAIPFAWD108()	1,774.	2,081.	2,394.	3,113.
	114"	39"	2 1/2"	RAIPFAWD114()	1,826.	2,142.	2,464.	3,202.
	120"	39"	2 1/2"	RAIPFAWD120()	1,864.	2,186.	2,514.	3,269.
	126"	39"	2 1/2"	RAIPFAWD126()	1,978.	2,320.	2,668.	3,468.
	132"	39"	2 1/2"	RAIPFAWD132()	2,014.	2,364.	2,718.	3,534.
	138"	39"	2 1/2"	RAIPFAWD138()	2,066.	2,424.	2,788.	3,624.
	144"	39"	2 1/2"	RAIPFAWD144()	2,195.	2,575.	2,961.	3,850.
	150"	39"	2 1/2"	RAIPFAWD150()	2,233.	2,619.	3,013.	3,917.
	156"	39"	2 1/2"	RAIPFAWD156()	2,270.	2,662.	3,063.	3,981.
	162"	39"	2 1/2"	RAIPFAWD162()	2,308.	2,706.	3,113.	4,046.
	168"	39"	2 1/2"	RAIPFAWD168()	2,344.	2,751.	3,163.	4,112.
	174"	39"	2 1/2"	RAIPFAWD174()	2,403.	2,819.	3,242.	4,214.
	180"	39"	2 1/2"	RAIPFAWD180()	2,440.	2,862.	3,292.	4,280.
	186"	39"	2 1/2"	RAIPFAWD186()	2,477.	2,907.	3,343.	4,345.
	192"	39"	2 1/2"	RAIPFAWD192()	2,515.	2,950.	3,350.	4,410.

* Pattern number includes 2 pieces

Order Code

Example: RAIPFAWS66	
RA	Reff Administrative
IP	Infill Panel
FA	Flush Type A
WS	Wood, single (1pc)
66	Width
()	Finish

Specification Information

To order please specify pattern number including:
 1. Infill Finish:
 Wood or Laminate

It is Not advisable to mix 28 3/8" h desk height products with 26 1/2" standard height products.

Products on this page will accept all Laminates except "wood grain laminates".

For detailed information please refer to the installation instruction sheets.

All installation instructions available on the Knoll Exchange. Reference number 6TP00320.

Application Notes

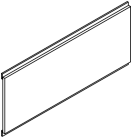
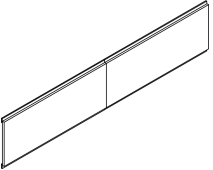
Type A = recessed on top only.

These infill panels sit flush to both end supports with a reveal at the top of the infill.

Double wide = Two equal width pieces

Veneer finishes come matched.

Infill Panel
Flush Single / Double
Type B, Recessed on top and bottom

description	w	h	th	pattern no.	L	V1	V2	V3
Flush Infill Panel, 1 piece 	66"	39"	2 1/2"	RAIPFBWS66()	\$955.	\$1,120.	\$1,289.	\$1,675.
	72"	39"	2 1/2"	RAIPFBWS72()	985.	1,154.	1,328.	1,726.
	78"	39"	2 1/2"	RAIPFBWS78()	1,067.	1,252.	1,439.	1,871.
	84"	39"	2 1/2"	RAIPFBWS84()	1,095.	1,284.	1,478.	1,921.
	90"	39"	2 1/2"	RAIPFBWS90()	1,137.	1,333.	1,534.	1,995.
	96"	39"	2 1/2"	RAIPFBWS96()	1,166.	1,369.	1,574.	2,046.
Flush Infill Panel, 2 pieces 	102"	39"	2 1/2"	RAIPFBWD102()	1,917.	2,247.	2,585.	3,361.
	108"	39"	2 1/2"	RAIPFBWD108()	1,955.	2,293.	2,638.	3,430.
	114"	39"	2 1/2"	RAIPFBWD114()	2,010.	2,358.	2,712.	3,526.
	120"	39"	2 1/2"	RAIPFBWD120()	2,047.	2,400.	2,761.	3,590.
	126"	39"	2 1/2"	RAIPFBWD126()	2,163.	2,538.	2,918.	3,794.
	132"	39"	2 1/2"	RAIPFBWD132()	2,200.	2,580.	2,967.	3,858.
	138"	39"	2 1/2"	RAIPFBWD138()	2,254.	2,644.	3,039.	3,952.
	144"	39"	2 1/2"	RAIPFBWD144()	2,381.	2,792.	3,212.	4,175.
	150"	39"	2 1/2"	RAIPFBWD150()	2,421.	2,840.	3,267.	4,245.
	156"	39"	2 1/2"	RAIPFBWD156()	2,456.	2,881.	3,312.	4,307.
	162"	39"	2 1/2"	RAIPFBWD162()	2,495.	2,927.	3,365.	4,376.
	168"	39"	2 1/2"	RAIPFBWD168()	2,533.	2,971.	3,416.	4,442.
	174"	39"	2 1/2"	RAIPFBWD174()	2,591.	3,039.	3,495.	4,544.
	180"	39"	2 1/2"	RAIPFBWD180()	2,626.	3,080.	3,543.	4,605.
	186"	39"	2 1/2"	RAIPFBWD186()	2,667.	3,128.	3,597.	4,676.
192"	39"	2 1/2"	RAIPFBWD192()	2,703.	3,171.	3,646.	4,739.	

* Pattern number includes 2 pieces

Order Code

Example: RAIPFBWS66	
RA	Reff Administrative
IP	Infill Panel
FB	Flush Type B
WS	Wood
66	Width
()	Finish

Specification Information

To order please specify pattern number including:
 1. Infill Finish:
 Wood or Laminate

It is Not advisable to mix 28 3/8" h desk height products with 26 1/2" standard height products.

Products on this page will accept all Laminates except "wood grain laminates".

For detailed information please refer to the installation instruction sheets.

All installation instructions available on the Knoll Exchange. Reference number 6TP00320.

Application Notes

Type B = recessed on top and bottom.

Does not extend to the floor.

Type B infill panels, sit flush between both end supports and has a reveal at the top and bottom of the infill panel.

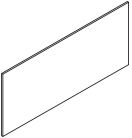
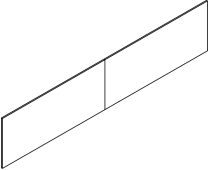
Double wide = two equal width pieces.

Veneer finishes come matched.

Infill Panel

Recessed Single / Double

Wood

description	w	h	th	pattern no.	L	V1	V2	V3
Recessed Infill Panel, 1 piece 	66"	39"	1"	RAIPRWS66()	\$646.	\$757.	\$870.	\$1,132.
	72"	39"	1"	RAIPRWS72()	674.	790.	909.	1,181.
	78"	39"	1"	RAIPRWS78()	733.	860.	990.	1,285.
	84"	39"	1"	RAIPRWS84()	754.	884.	1,016.	1,322.
	90"	39"	1"	RAIPRWS90()	789.	925.	1,064.	1,383.
	96"	39"	1"	RAIPRWS96()	809.	950.	1,092.	1,420.
Recessed Infill Panel, 2 pieces 	102"	39"	1"	RAIPRWD102()	1,354.	1,588.	1,825.	2,374.
	108"	39"	1"	RAIPRWD108()	1,381.	1,620.	1,863.	2,421.
	114"	39"	1"	RAIPRWD114()	1,426.	1,672.	1,923.	2,499.
	120"	39"	1"	RAIPRWD120()	1,452.	1,704.	1,959.	2,547.
	126"	39"	1"	RAIPRWD126()	1,529.	1,793.	2,062.	2,681.
	132"	39"	1"	RAIPRWD132()	1,570.	1,842.	2,117.	2,753.
	138"	39"	1"	RAIPRWD138()	1,601.	1,876.	2,159.	2,806.
	144"	39"	1"	RAIPRWD144()	1,705.	2,000.	2,299.	2,989.
	150"	39"	1"	RAIPRWD150()	1,732.	2,031.	2,336.	3,037.
	156"	39"	1"	RAIPRWD156()	1,762.	2,066.	2,376.	3,090.
	162"	39"	1"	RAIPRWD162()	1,789.	2,099.	2,414.	3,137.
	168"	39"	1"	RAIPRWD168()	1,818.	2,132.	2,452.	3,189.
	174"	39"	1"	RAIPRWD174()	1,874.	2,198.	2,528.	3,286.
	180"	39"	1"	RAIPRWD180()	1,904.	2,234.	2,569.	3,339.
	186"	39"	1"	RAIPRWD186()	1,931.	2,266.	2,605.	3,387.
192"	39"	1"	RAIPRWD192()	1,960.	2,299.	2,645.	3,438.	

Pattern number includes 2 pieces

Order Code

Example: RAIPRWS66	
RA	Reff Administrative
IP	Infill Panel
R	Recessed
W	Wood
S	Single (1 pc)
66	Width
()	Finish

Specification Information

To order please specify pattern number including:
 1. Finish:
 Wood or Laminate

It is Not advisable to mix 28 3/8" h desk height products with 26 1/2" standard height products.

Products on this page will accept all Laminates except "wood grain laminates".

For detailed information please refer to the installation instruction sheets.

All installation instructions available on the Knoll Exchange. Reference number 6TP00320.

Application Notes


Double wide = Two equal width pieces

This product sits recessed between both end supports. This product has no reveal.

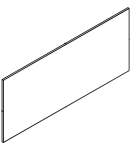
Natural Veneer finishes come matched.

Infill Panel

Recessed Single / Double Glass

description	Overall width	w	h	th	pattern no.	glass
Recessed Infill Panel 1 piece required 	66"	66"	39"	1"	RAIPRGS66()	\$2,734.
	72"	72"	39"	1"	RAIPRGS72()	2,929.
	78"	78"	39"	1"	RAIPRGS78()	3,233.
	84"	84"	39"	1"	RAIPRGS84()	3,431.
	90"	90"	39"	1"	RAIPRGS90()	3,607.
	96"	96"	39"	1"	RAIPRGS96()	3,781.

Single pattern number includes 1 piece of glass

Recessed Infill Panel 2 pieces required 	102"	51"	39"	1"	RAIPRGD51()	2,354.
	108"	54"	39"	1"	RAIPRGD54()	2,441.
	114"	57"	39"	1"	RAIPRGD57()	2,530.
	120"	60"	39"	1"	RAIPRGD60()	2,617.
	126"	63"	39"	1"	RAIPRGD63()	2,704.
	132"	66"	39"	1"	RAIPRGD66()	2,792.
	138"	69"	39"	1"	RAIPRGD69()	2,900.
	144"	72"	39"	1"	RAIPRGD72()	3,116.
	150"	75"	39"	1"	RAIPRGD75()	3,203.
	156"	78"	39"	1"	RAIPRGD78()	3,291.
	162"	81"	39"	1"	RAIPRGD81()	3,401.
	168"	84"	39"	1"	RAIPRGD84()	3,489.
	174"	87"	39"	1"	RAIPRGD87()	3,577.
	180"	90"	39"	1"	RAIPRGD90()	3,664.
	186"	93"	39"	1"	RAIPRGD93()	3,752.
	192"	96"	39"	1"	RAIPRGD96()	3,839.

Pattern numbers for Double Wide Glass Infill Panels, include 1 piece of Glass only.
Must order 2 piece to complete infill

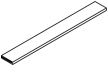
Order Code	Specification Information	Application Notes
Example: RAIPRGS66	To order please specify pattern number including:	To complete your double wide unit, you must order 2 pieces.
RA Reff Administrative	1. Frame Finish: Painted and Anodized	Glass Infill thickness, including frame = ¹⁵ / ₁₆ " overall.
IP Infill Panel	2. Glass Finish: GL11, GL14, GL15, GL18	Same hardware as the wood infill.
R Recessed		Glass infill panels are available in inset flush type, only.
G Glass		This product sits recessed between both end supports with no reveal at top or bottom.
S Single		
66 Width		
() Frame Finish		
() Glass Finish		

Infill Panel
Recessed Single / Double
Aluminum Frame Kit Customer's Own Glass

description	Overall width	w	h	th	pattern no.	P1/P2	P3
Reff Administrative Infill Panel, Single Aluminum Frame Kit with Customer's Own Glass	66"	66"	39"	1"	RAIPKGS66()	\$636.	\$825.
	72"	72"	39"	1"	RAIPKGS72()	657.	834.
	78"	78"	39"	1"	RAIPKGS78()	790.	1,106.
	84"	84"	39"	1"	RAIPKGS84()	815.	1,110.
	90"	90"	39"	1"	RAIPKGS90()	816.	1,111.
	96"	96"	39"	1"	RAIPKGS96()	816.	1,111.
Reff Administrative Infill Panel, Double Aluminum Frame Kit with Customer's Own Glass 2 Kits required	102"	51"	39"	1"	RAIPKGD51()	634.	824.
	108"	54"	39"	1"	RAIPKGD54()	635.	824.
	114"	57"	39"	1"	RAIPKGD57()	635.	824.
	120"	60"	39"	1"	RAIPKGD60()	635.	825.
	126"	63"	39"	1"	RAIPKGD63()	636.	825.
	132"	66"	39"	1"	RAIPKGD66()	636.	826.
	138"	69"	39"	1"	RAIPKGD69()	657.	834.
	144"	72"	39"	1"	RAIPKGD72()	789.	1,104.
	150"	75"	39"	1"	RAIPKGD75()	790.	1,106.
	156"	78"	39"	1"	RAIPKGD78()	790.	1,106.
	162"	81"	39"	1"	RAIPKGD81()	815.	1,110.
	168"	84"	39"	1"	RAIPKGD84()	815.	1,110.
	174"	87"	39"	1"	RAIPKGD87()	815.	1,110.
	180"	90"	39"	1"	RAIPKGD90()	816.	1,111.
186"	93"	39"	1"	RAIPKGD93()	816.	1,111.	
192"	96"	39"	1"	RAIPKGD96()	817.	1,112.	

Order Code	Specification Information	Application Notes
Example: RAIPKGS66	To order please specify pattern number including: 1. Finish type 2. Frame Finish: Painted and Anodized	<p>It is Not advisable to mix 28 3/8" h desk height product with 26 1/2" standard height products.</p> <p>For detailed information please refer to the installation instruction sheets.</p> <p>All installation instructions available on Knoll Exchange. For Administrative / Reception; reference number 6TP00320. For customers' own Glass; reference number 6TP00442. For customers' own Solid; reference number 6TP00302.</p> <p>To complete your double wide unit, you must order 2 pieces.</p> <p>Glass Infill frame thickness 15/16".</p> <p>Same hardware as the wood infill.</p> <p>Glass infill panels are available in inset flush type, only.</p> <p>This product sits recessed between both end supports with no reveal at top or bottom.</p> <p>To calculate glass height and width subtract 3/16 ± 0.031 from frame values.</p>
RA Reff Administrative		
IP Infill Panel		
K Frame Kit		
G Glass		
S Single, D = Double		
66 Width		
() Finish Type		
() Frame Finish		

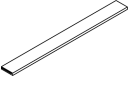
Transaction Tops Bridge

description	w	d	th	pattern no.	L	V1	V2	V3
 Bridge	72"	8"	1 1/2"	RATTBR72()	\$400.	\$422.	\$486.	\$632.
	78"	8"	1 1/2"	RATTBR78()	419.	439.	505.	655.
	84"	8"	1 1/2"	RATTBR84()	431.	451.	519.	674.
	90"	8"	1 1/2"	RATTBR90()	450.	490.	564.	732.
	96"	8"	1 1/2"	RATTBR96()	462.	501.	577.	750.

Note: All noted width dimensions are an "out to out" overall foot print, including all additional components which are required and ordered separately.

Order Code	Specification Information	Application Notes
Example: RATTBR72	<i>To order please specify pattern number including:</i>	Between front shelf and end support. Used on full Bridge Return Units Only. This unit is not intended to be used on its own. Retro fit kit included to attach to the accompanying unit. Hardware kit included. All transaction tops are manufactured to fit within the end supports components.
RA Reff Administrative	1. Transaction Top Finish: Wood and Laminate	
TT Transaction Tops	Nominal double vs Actual sizes	
BR Bridge Return	<i>Nominal Actual</i>	
72 72" wide	72" 44.1"	
() Finish	78" 50.1"	
	84" 56.1"	
	90" 62.1"	
	96" 68.1"	
	It is Not advisable to mix 28 3/8" h desk height products with 26 1/2" standard height products. Products on this page will accept all Laminates except "wood grain laminates". Note: All installation instructions available on the Knoll Exchange. Reference number 6TP00320. For customers' own material: Reference number 6TP00301.	

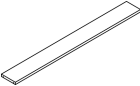
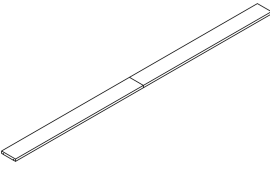
Transaction Tops Return

description	w	d	th	pattern no.	L	V1	V2	V3
 Full Return	54"	8"	1 1/2"	RATTFR54()	\$396.	\$418.	\$480.	\$625.
	60"	8"	1 1/2"	RATTFR60()	414.	433.	497.	646.
	66"	8"	1 1/2"	RATTFR66()	425.	445.	513.	667.
	72"	8"	1 1/2"	RATTFR72()	442.	486.	558.	726.
	78"	8"	1 1/2"	RATTFR78()	458.	497.	572.	744.
	84"	8"	1 1/2"	RATTFR84()	478.	509.	584.	759.
	90"	8"	1 1/2"	RATTFR90()	489.	524.	602.	784.
	96"	8"	1 1/2"	RATTFR96()	500.	552.	635.	827.

Note: All noted width dimensions are an "out to out" overall foot print, including all additional components which are required and ordered separately.

Order Code	Specification Information	Application Notes
Example: RATTFR54	<i>To order please specify pattern number including:</i>	All transaction tops are manufactured to fit within the end supports components.
RA Reff Administrative	1. Transaction Top Finish: Wood and Laminate	
TT Transaction Tops	Nominal vs Actual sizes	Between front shelf and end support Used on full Return Units Only This unit is not intended to be used on its own Retro fit kit included to attach to the accompanying unit Hardware kit included
FR Full Return	<i>Nominal Actual</i>	
54 54" wide, Nominal	54" 41.6"	
() Finish	60" 47.6"	
	66" 53.6"	
	72" 59.6"	
	78" 65.6"	
	84" 71.6"	
	90" 77.6"	
	96" 83.6"	
	It is Not advisable to mix 28 3/8" h desk height products with 26 1/2" standard height products.	Products on this page will accept all Laminates except "wood grain laminates".
	Note: All installation instructions available on the Knoll Exchange. Reference number 6TP00320.	
	For customers' own material: Reference number 6TP00301.	

Transaction Tops
Single and Double
Wood / Laminate

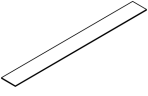
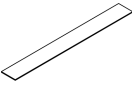

description	w	d	th	pattern no.	L	V1	V2	V3
Front Single 	66"	10"	1 1/2"	RATTDS66()	\$494.	\$523.	\$601.	\$782.
	72"	10"	1 1/2"	RATTDS72()	501.	537.	618.	803.
	78"	10"	1 1/2"	RATTDS78()	509.	551.	633.	825.
	84"	10"	1 1/2"	RATTDS84()	516.	575.	660.	859.
	90"	10"	1 1/2"	RATTDS90()	523.	605.	697.	906.
	96"	10"	1 1/2"	RATTDS96()	529.	620.	712.	927.
Front Double comes in 2 pieces 	102"	10"	1 1/2"	RATTDD102()	865.	990.	1,137.	1,479.
	108"	10"	1 1/2"	RATTDD108()	873.	1,008.	1,159.	1,506.
	114"	10"	1 1/2"	RATTDD114()	880.	1,026.	1,180.	1,535.
	120"	10"	1 1/2"	RATTDD120()	887.	1,046.	1,203.	1,565.
	126"	10"	1 1/2"	RATTDD126()	929.	1,120.	1,289.	1,675.
	132"	10"	1 1/2"	RATTDD132()	936.	1,139.	1,310.	1,702.
	138"	10"	1 1/2"	RATTDD138()	943.	1,159.	1,332.	1,732.
	144"	10"	1 1/2"	RATTDD144()	951.	1,177.	1,355.	1,761.
	150"	10"	1 1/2"	RATTDD150()	964.	1,197.	1,377.	1,790.
	156"	10"	1 1/2"	RATTDD156()	971.	1,224.	1,408.	1,830.
	162"	10"	1 1/2"	RATTDD162()	979.	1,254.	1,442.	1,874.
	168"	10"	1 1/2"	RATTDD168()	986.	1,273.	1,465.	1,904.
	174"	10"	1 1/2"	RATTDD174()	993.	1,327.	1,527.	1,983.
	180"	10"	1 1/2"	RATTDD180()	1,000.	1,343.	1,544.	2,008.
	186"	10"	1 1/2"	RATTDD186()	1,007.	1,363.	1,567.	2,037.
	192"	10"	1 1/2"	RATTDD192()	1,014.	1,384.	1,591.	2,070.

Note: All noted width dimensions are an "out to out" overall foot print, including all additional components which are required and ordered separately.

Order Code	Specification Information	Application Notes
Example: RATTDS66	To order please specify pattern number including: 1. Transaction Top Finish: Wood and Laminate	It is Not advisable to mix 28 3/8" h desk height products with 26 1/2" standard height products. Products on this page will accept all Laminates except "wood grain laminates". Note: All installation instructions available on the Knoll Exchange. Reference number 6TP00320. For customers' own material: Reference number 6TP00301.
RA Reff Administrative		
TT Transaction Tops		
DS Desk Single		
66 66" wide		
() Finish		
		No grommet options. Double comes in two pieces, Veneer matched. Hardware kit included for each unit. All transaction tops are manufactured to fit within the end supports.

Accent Tops

Glass Finish

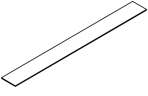
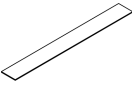

description	w	d	th	pattern no.	glass
Accent top for Desk 	51"	10"	1/2"	RAATDG51()	\$479.
	54"	10"	1/2"	RAATDG54()	506.
	57"	10"	1/2"	RAATDG57()	531.
	60"	10"	1/2"	RAATDG60()	558.
	63"	10"	1/2"	RAATDG63()	584.
	66"	10"	1/2"	RAATDG66()	612.
	69"	10"	1/2"	RAATDG69()	638.
	72"	10"	1/2"	RAATDG72()	664.
	75"	10"	1/2"	RAATDG75()	690.
	78"	10"	1/2"	RAATDG78()	717.
	81"	10"	1/2"	RAATDG81()	742.
	84"	10"	1/2"	RAATDG84()	768.
	87"	10"	1/2"	RAATDG87()	795.
	90"	10"	1/2"	RAATDG90()	820.
93"	10"	1/2"	RAATDG93()	846.	
96"	10"	1/2"	RAATDG96()	872.	
Accent top for Return Full 	54"	10"	1/2"	RAATFRG54()	419.
	60"	10"	1/2"	RAATFRG60()	471.
	66"	10"	1/2"	RAATFRG66()	523.
	72"	10"	1/2"	RAATFRG72()	576.
	78"	10"	1/2"	RAATFRG78()	628.
	84"	10"	1/2"	RAATFRG84()	680.
	90"	10"	1/2"	RAATFRG90()	733.
96"	10"	1/2"	RAATFRG96()	785.	
Accent top for Bridge Return 	72"	10"	1/2"	RAATBRG72()	427.
	78"	10"	1/2"	RAATBRG78()	479.
	84"	10"	1/2"	RAATBRG84()	531.
	90"	10"	1/2"	RAATBRG90()	584.
	96"	10"	1/2"	RAATBRG96()	638.

Note: All noted width dimensions are an "out to out" overall foot print, including all additional components which are required and ordered separately.

Order Code	Specification Information	Application Notes
Example: RAATDG51 RA Reff Administrative AT Accent for Transaction Tops D Desk G Glass 51 Width () Glass finish	To order please specify pattern number including: 1. Glass Finish: GL35, GL85 D=Desk RF=Return Full BR=Bridge Return	It is Not advisable to mix 28 3/8" h desk height products with 26 1/2" standard height products. Note: All installation instructions available on the Knoll Exchange. Reference number 6TP00320. For customers' own material: Reference number 6TP00303.
		All accent tops are manufactured to fit over the end supports and are intended to be placed on top of transaction top. Comes with anti-skid bumper; 1/4" thick. Glass has a Polished edge, 1/2" thick. Overall thickness = 3/4" thick.

Accent Tops

Solid Finish

description	w	d	th	pattern no.	Solid
Accent top for Desk 	51"	10"	1/2"	RAATDS51()	\$2,140.
	54"	10"	1/2"	RAATDS54()	2,202.
	57"	10"	1/2"	RAATDS57()	2,383.
	60"	10"	1/2"	RAATDS60()	2,444.
	63"	10"	1/2"	RAATDS63()	2,627.
	66"	10"	1/2"	RAATDS66()	2,687.
	69"	10"	1/2"	RAATDS69()	2,868.
	72"	10"	1/2"	RAATDS72()	2,930.
	75"	10"	1/2"	RAATDS75()	3,328.
	78"	10"	1/2"	RAATDS78()	3,392.
	81"	10"	1/2"	RAATDS81()	3,522.
	84"	10"	1/2"	RAATDS84()	3,589.
	87"	10"	1/2"	RAATDS87()	3,719.
	90"	10"	1/2"	RAATDS90()	3,784.
93"	10"	1/2"	RAATDS93()	3,850.	
96"	10"	1/2"	RAATDS96()	3,915.	
Accent top for Return Full 	54"	10"	1/2"	RAATFRS54()	1,658.
	60"	10"	1/2"	RAATFRS60()	2,020.
	66"	10"	1/2"	RAATFRS66()	2,262.
	72"	10"	1/2"	RAATFRS72()	2,505.
	78"	10"	1/2"	RAATFRS78()	2,748.
	84"	10"	1/2"	RAATFRS84()	3,262.
	90"	10"	1/2"	RAATFRS90()	3,458.
96"	10"	1/2"	RAATFRS96()	3,654.	
Accent top for Bridge Return 	72"	10"	1/2"	RAATBRS72()	1,708.
	78"	10"	1/2"	RAATBRS78()	2,080.
	84"	10"	1/2"	RAATBRS84()	2,322.
	90"	10"	1/2"	RAATBRS90()	2,566.
	96"	10"	1/2"	RAATBRS96()	2,808.

Note: All noted width dimensions are an "out to out" overall foot print, including all additional components which are required and ordered separately.

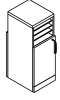
Order Code	Specification Information	Application Notes
Example: RAATDS51	To order please specify pattern number including:	All accent tops are manufactured to fit over the end supports components. 1. Comes with "Anti Skid" bottoms; 1/4" thick. 2. Solid formica; AW = 1/2" thick. 3. Overall Accent top thickness is 3/4" thick.
RA Reff Administrative	1. Transaction Top Finish: Solid Option: AW = Artic White	
AT Accent Transaction Tops	D=Desk	
D Desk	RF=Return Full	
S Solid Formica	BR=Bridge Return	
51 Width	It is Not advisable to mix 28 3/8" desk height products with 26 1/2" standard height products. Note: All installation instructions available on the Knoll Exchange. Reference number 6TP00320. For customers' own material: Reference number 6TP00303.	

Cabinets

16" Wide, Hinge Door - Both Sides

Single Finishes

description	w	d	h	pattern no.	L	V1	V2	V3
Transaction Cabinet with Trays	16"	20"	42"	RAC(L/R)HT4212() () () () ()	\$2,997.	\$4,280.	\$4,921.	\$6,398.



Left hand shown

Transaction Cabinet with Cubby	16"	20"	42"	RAC(L/R)HC4212() () () () ()	2,997.	4,280.	4,921.	6,398.
--------------------------------	-----	-----	-----	---	--------	--------	--------	--------



Left hand shown

Gable for Transaction Cabinet	2"	22"	42"	RACG4220()	642.	905.	1,146.	1,488.
-------------------------------	----	-----	-----	-------------------	------	------	--------	--------



Order Code

Example:	RAC(L/R)HT4212
RA	Reff Administrative
C	Cabinet
R	Right Hand
HT	Hinge Door with Trays
42	Height, Nominal
1	16" wide, Nominal
2	20" deep, Nominal
()	Lock option
()	Lock finish
()	Pull option
()	Pull finish
()	Case finish
()	Top finish
()	Drilling options

HT = Hinge Door with Trays
HC = Hinge Door with Cubby



shown with gable

Specification Information

- To order please specify pattern number including:
- Lock option:
L / N
 - Lock finish:
B = Black
S = Matte Black
 - Pull option:
B = No pull, No drilling
Customer's own pull
C = C Pull (Nickel finish only)
D = D Pull (Metal Finishes only)
F = Bar Pull
H = Outline Pull
N = Touch Latch, No pull
R = Cylinder Pull
S = S Pull (Stainless Steel finish only)
T = Tab Pull
 - Pull Finish: Core Paint Finishes and Plated
 - Case Finish: Wood or Laminate
 - Top Finish: Wood or Laminate
 - Drilling Options:
N = None, Stand alone unit
T = Drilled to accept worksurface
TT = Drill to accept worksurface on both sides
TG = Worksurface and Gable drilling.
Gable ordered separately

It is Not advisable to mix 28 3/8" desk height products with 26 1/2" standard height products.

Products on this page are engineered to work with 28 3/8" planning.

Products on this page will accept all Laminates except "wood grain laminates".

These products are glue and dowel construction.

Note: All Installation instructions are available on the Knoll Exchange. Reference number 6TP00320.

Application Notes

Wood interior only, no metal shelves.

When choose lock, it will lock both hinge doors.

Adjustable shelf above.

Fixed shelves below Hinged doors.

On the approach side, the doors only have the Touch Latch option.

Base board only on the user's side.

On the User's side, the door has lock and pull options.

"T" Drilling option:

Left hand units are drilled on the right hand side, and right hand units are drilled on left side for worksurface attachments.

From users perspective, the hinge determines handedness. ie; If hinge is on left, the unit is left handed.

Cabinets

16" Wide, Hinge Door - Both Sides

Mixed Finishes

description	w	d	h	pattern no.	L/V1	L/V2	L/V3	V1/L	V2/L	V3/L
Transaction Cabinet with Trays	16"	20"	42"	RAC(L/R)HT4212 () () () () () ()	\$3,196.	\$3,249.	\$3,327.	\$4,287.	\$4,743.	\$5,503.



right hand shown

Transaction Cabinet with Cubby	16"	20"	42"	RAC(L/R)HC4212 () () () () () ()	3,196.	3,249.	3,327.	4,287.	4,743.	5,503.
--------------------------------	-----	-----	-----	---	--------	--------	--------	--------	--------	--------



right hand shown

Order Code

Example:	RAC(L/R)HT4212
RA	Reff Administrative
C	Cabinet
R	Right Hand
HT	Hinge Door with Trays
42	Height, Nominal
1	16" wide, Nominal
2	20" deep, Nominal
()	Lock option
()	Lock finish
()	Pull option
()	Pull finish
()	Case finish
()	Top finish
()	Drilling options

HT = Hinge Door with Trays
 HC = Hinge Door with Cubby



shown with gable

Specification Information

To order please specify pattern number including:

- Lock option:
L / N
- Lock finish:
B = Black
S = Matte Silver
- Pull option:
B = No pull, No drilling
Customer's own pull
C = C Pull (Nickel finish only)
D = D Pull (Metal Finishes only)
F = Bar Pull
H = Outline Pull
N = Touch Latch, No pull
R = Cylinder Pull
S = S Pull (Stainless Steel finish only)
T = Tab Pull
- Pull Finish: Core Paint
Finishes and Plated
- Case Finish: Wood or Laminate
- Top Finish: Wood or Laminate
- Drilling Options:
N = None, Stand alone unit
T = Drilled to accept worksurface
TT = Drill to accept worksurface on both sides
TG = Work surface and Gable drilling.
Gable ordered separately

It is Not advisable to mix 28 3/8" desk height products with 26 1/2" standard height products.

Products on this page are engineered to work with 28 3/8" planning.

Products on this page will accept all Laminates except "wood grain laminates".

These products are glue and dowel construction.

Note: All Installation instructions are available on the Knoll Exchange. Reference number 6TP00320.

Application Notes

Wood interior only, no metal shelves.

When choose lock, it will lock both hinge doors.

Adjustable shelf above.

Fixed shelves below Hinged doors.

On the approach side, the doors only have the Touch Latch option.

Base board only on the user's side.


On the User's side, the door has lock and pull options.

"T" Drilling option:
 Left hand units are drilled on the right hand side, and right hand units are drilled on left side for worksurface attachments.

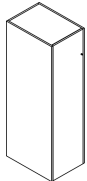
From users perspective, the hinge determines handedness. ie; If hinge is on left, the unit is left handed.

Cabinets

Shelves and Coat Rod

description	w	d	h	pattern no.	L	V1	V2	V3
Storage Cabinet 72"h 	24"	20"	72"	RAC7242DH(L/R)H() ()	\$2,703.	\$4,411.	\$5,072.	\$6,594.
	24"	24"	72"	RAC7243DH(L/R)H() ()	2,812.	4,590.	5,278.	6,860.
	33"	20"	72"	RAC7232DH(L/R)H() ()	2,953.	4,818.	5,540.	7,203.
	33"	24"	72"	RAC7233DH(L/R)H() ()	3,088.	5,040.	5,795.	7,534.

Left hand shown

Storage Cabinet 86"h 	24"	20"	86"	RAC8642DH(L/R)H() ()	2,983.	4,868.	5,598.	7,277.
	24"	24"	86"	RAC8643DH(L/R)H() ()	3,112.	5,079.	5,841.	7,592.
	33"	20"	86"	RAC8632DH(L/R)H() ()	3,276.	5,347.	6,148.	7,993.
	33"	24"	86"	RAC8633DH(L/R)H() ()	3,432.	5,601.	6,441.	8,374.

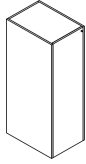
Left hand shown

Order Code	Specification Information	Application Notes
Example: RAC7242DH(L/R)H	To order please specify pattern number including:	Inset doors.
RA Reff Administrative		Inset face - same as 42" cabinet.
C Cabinet	1. Lock option: L=Lock hold drill N=No drilling	Hinge door with touch latch.
72 Height nominal	2. Lock finish: B= Black S= Matte Silver	Note: Side access cabinet only.
4 Width nominal	3. Cabinet Finish: Laminate or Wood	No pulls.
2 Depth nominal		No visible base board, Full length door.
DH Desk Height		Left/right hand.
R Right handed		Comes with coat rod and hat rack (shelf) 72"h Cabinet comes with 3 adjustable shelves.
H Hinged door		86"h Cabinet comes with 4 adjustable shelves.
() Lock Option		Not available in mixed finishes.
() Lock Finish		Available with Wood interior only.
() Cabinet Finish		If hinges are on left gable, the cabinet is left handed.

Cabinets

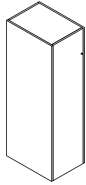
Coat Rod Only

description	w	d	h	pattern no.	L	V1	V2	V3
Storage Cabinet 72" h	24"	20"	72"	RAC7242WDH(L/R)H() ()	\$2,111.	\$3,444.	\$3,962.	\$5,150.
Without shelves	24"	24"	72"	RAC7243WDH(L/R)H() ()	2,220.	3,622.	4,167.	5,416.
	33"	20"	72"	RAC7232WDH(L/R)H() ()	2,361.	3,852.	4,430.	5,760.
	33"	24"	72"	RAC7233WDH(L/R)H() ()	2,496.	4,074.	4,684.	6,090.



Left hand shown

Storage Cabinet 86" h	24"	20"	86"	RAC8642WDH(L/R)H() ()	2,573.	4,198.	4,829.	6,277.
Without shelves	24"	24"	86"	RAC8643WDH(L/R)H() ()	2,712.	4,425.	5,090.	6,618.
	33"	20"	86"	RAC8632WDH(L/R)H() ()	2,889.	4,714.	5,422.	7,048.
	33"	24"	86"	RAC8633WDH(L/R)H() ()	3,057.	4,989.	5,737.	7,458.



Left hand shown

Order Code	Specification Information	Application Notes
Example: RAC7242WDH(L/R)H	To order please specify pattern number including:	Inset doors.
RA Reff Administrative	1. Lock option: L = Lock hold drill N = No drilling	Inset face - same as 42" cabinet.
C Cabinet	2. Lock finish: B = Black S = Matte Silver	Hinge door with touch latch.
72 Height nominal	3. Cabinet Finish: Laminate or Wood	Note: Side access cabinet only.
4 Width nominal		No pulls.
2 Depth nominal		No visible base board, Full length door.
W Wardrobe		Left/right hand.
DH Desk Height		72"H cabinet comes with coat rod.
R Right handed		86" h Cabinet comes with a hat rack (shelf).
H Hinged door		Not available in mixed finishes.
() Lock Option		Available with Wood interior only.
() Lock Finish		If hinges are on left gable, the cabinet is left handed.
() Cabinet Finish		

Supports

Gables / End Panels

description	w	d	h	pattern no.	L	V1	V2	V3
End Support for Return	2"	20"	42"	RAGS(L/R)20()	\$545.	\$945.	\$1,086.	\$1,413.



Left hand shown

End Support for Desks	2"	30"	42"	RAGS(L/R)30()	602.	1,045.	1,201.	1,561.
-----------------------	----	-----	-----	-----------------------	------	--------	--------	--------



Left hand shown

Desk height End Support	2"	20	28 ³ / ₈ "	RAESDH(L/R)20()	479.	832.	956.	1,242.
-------------------------	----	----	----------------------------------	-------------------------	------	------	------	--------



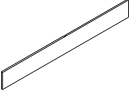

Left hand shown

Order Code	Specification Information	Application Notes
Example: RAGS(L/R)20	To order please specify pattern number including:	Solid Finishes only: L, V1, V2, V3
RA Reff Administrative	1. Finish: Wood or Laminate	Always drilled to attach to returns or desks.
GS Gable Support		20" = for Returns
R Right hand		30" = for Desks
20 20" deep		Hardware kit includes brackets.
() Finish		
	It is Not advisable to mix 28³/₈"h desk height products with 26¹/₂" standard height products.	
	Products on this page are engineered to work with 28 ³ / ₈ " planning.	
	Products on this page will accept all Laminates except "wood grain laminates".	
	Note: All installation instructions are available on the Knoll Exchange. Reference number 6TP00320.	

Accessories

For Reception Desks

Tackboards, 11" high

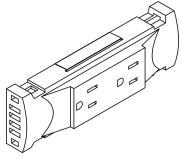
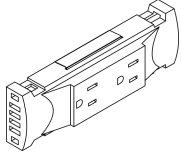

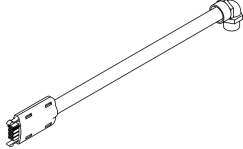
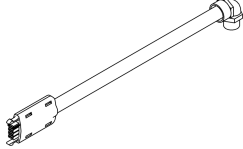
description	th	w	y	h	pattern no.	grade									
						10	15	20	30	35	40	45	50	55	
Wall Hung Tackboard For a Single Wide desk 	3/4"	66"	1.8	11"	RAWHDHTBS66()	\$292.	\$320.	\$350.	\$379.	\$385.	\$391.	\$398.	\$405.	\$411.	
	3/4"	72"	2	11"	RAWHDHTBS72()	310.	341.	374.	407.	413.	420.	426.	433.	440.	
	3/4"	78"	2.2	11"	RAWHDHTBS78()	330.	365.	401.	436.	443.	451.	459.	466.	473.	
	3/4"	84"	2.3	11"	RAWHDHTBS84()	340.	378.	415.	452.	460.	468.	475.	483.	491.	
	3/4"	90"	2.5	11"	RAWHDHTBS90()	358.	398.	438.	478.	487.	495.	504.	513.	521.	
	3/4"	96"	2.7	11"	RAWHDHTBS96()	374.	418.	462.	505.	515.	523.	532.	542.	550.	
Wall Hung Tackboard For a Double Wide desk 	3/4"	51"	1.4	11"	RAWHDHTBD51()	254.	276.	300.	321.	327.	331.	336.	341.	346.	
	3/4"	54"	1.5	11"	RAWHDHTBD54()	265.	289.	314.	338.	343.	348.	354.	359.	363.	
	3/4"	57"	1.6	11"	RAWHDHTBD57()	274.	300.	326.	352.	357.	362.	367.	372.	378.	
	3/4"	60"	1.7	11"	RAWHDHTBD60()	282.	310.	336.	364.	370.	375.	382.	388.	393.	
	3/4"	63"	1.8	11"	RAWHDHTBD63()	292.	320.	350.	379.	385.	390.	396.	404.	409.	
	3/4"	66"	1.8	11"	RAWHDHTBD66()	300.	330.	361.	391.	398.	405.	411.	417.	423.	
	3/4"	69"	1.9	11"	RAWHDHTBD69()	302.	332.	363.	393.	400.	407.	413.	419.	425.	
	3/4"	72"	2	11"	RAWHDHTBD72()	314.	346.	379.	411.	417.	424.	431.	437.	444.	
	3/4"	75"	2.1	11"	RAWHDHTBD75()	326.	360.	393.	427.	435.	441.	448.	457.	463.	
	3/4"	78"	2.2	11"	RAWHDHTBD78()	334.	370.	406.	441.	448.	457.	464.	471.	478.	
	3/4"	81"	2.3	11"	RAWHDHTBD81()	342.	380.	417.	454.	462.	470.	477.	485.	493.	
	3/4"	84"	2.3	11"	RAWHDHTBD84()	345.	382.	419.	457.	464.	472.	479.	487.	495.	
	3/4"	87"	2.4	11"	RAWHDHTBD87()	354.	391.	431.	469.	477.	485.	493.	501.	510.	
	3/4"	90"	2.5	11"	RAWHDHTBD90()	362.	402.	442.	483.	491.	499.	509.	517.	525.	
	3/4"	93"	2.6	11"	RAWHDHTBD93()	370.	413.	454.	496.	505.	515.	523.	531.	541.	
	3/4"	96"	2.7	11"	RAWHDHTBD96()	379.	422.	466.	510.	519.	527.	537.	546.	554.	

Order Code	Specification Information	Application Notes
Example: RAWHDHTBS66 RA Reff Administrative WH Wall hung DH Desk Height TB Tackboard S Single 66 Width () Fabric Grade	To order please specify pattern number including: 1. Finish: Fabric	All fabric to be applied rail rooded as current tackboard. To complete your double wide unit, you must order 2 pieces. <i>Nominal double vs Actual double sizes</i> <i>Actual is 2" less than Nominal.</i> N=51/ A=49 N=54/ A=52 N=57/ A=55 N=60/ A=58 N=63/ A=61 N=66/ A=64 N=69/ A=67 N=72/ A=70 N=75/ A=73 N=78/ A=76 N=81/ A=79 N=84/ A=82 N=87/ A=85 N=90/ A=88 N=93/ A=91 N=96/ A=94

Y = Yardage required

Accessories

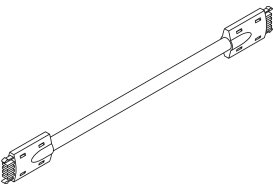


Electrical

description	type	d	h	pattern no.	list
Electrical Duplex Kit - Cir 1				RPEDK1	\$98.
					
Electrical Duplex Kit - Cir 2				RPEDK2	98.
					
Electrical "H" Connector				RPEHC	48.
					
Electrical Power Entry	10 Feet			RPEPE10	224.
	5 Feet			RPEPE5	165.
					
Electrical Power Entry - SF	10 Feet			RPEPE10SF	263.
	5 Feet			RPEPE5SF	194.
					

Order Code	Specification Information	Application Notes
Example: RPEDK1	To order please specify pattern number including:	Note: All installation instructions are available on the Knoll Exchange. Reference number 6TP00306.
RP Reff Profiles		
E Electrical		
DK Duplex Kit Cir 1		
		No finish options for the Utility hook.
		Features 4 wire, 2 circuit, 20 amps each.
		UL listed as a manufactured wiring system.

Accessories

Electrical

description	type	d	h	pattern no.	list
	12"			RPEJ12	\$93.
	24"			RPEJ24	103.
	36"			RPEJ36	112.
	48"			RPEJ48	127.
	60"			RPEJ60	140.
	72"			RPEJ72	152.
	84"			RPEJ84	163.
	96"			RPEJ96	175.
Electrical, Rec - 2 and Rec Connector				RPER2RC	38.
					
Electrical Cable clips, 10 per pack				RPECC10	29.
					

Order Code

Example: RPEDK1
RP Reff Profiles
E Electrical
DK Duplex Kit Cir 1

Specification Information

To order please specify pattern number including:

Note: All installation instructions are available on the Knoll Exchange. Reference number 6TP00306.

Application Notes

No finish options for the Utility hook.

Features 4 wire, 2 circuit, 20 amps each.

UL listed as a manufactured wiring system.

Accessories

COM Hardware Kits

description	type	pattern no.	list
Hardware Kits for COM materials Transaction tops	Transaction Tops for Double Wide Desks Left Hand Reference # 6TP00301	RACDTTDL1	\$27.
		RACDTTDL2	27.
		RACDTTDL3	27.
	Transaction Tops for Double Wide Desks Right Hand Reference # 6TP00301	RACDTTDR1	27.
		RACDTTDR2	27.
		RACDTTDR3	27.
	Transaction Tops for Single Wide Desks Reference # 6TP00301	RACDTTDS1	27.
		RACDTTDS2	27.
	Hardware Kits for COM materials Accent Transaction tops	Accent Transaction Tops, Single/Double Wide Reference # 6TP00303	RACDAT1
RACDAT2			27.
Hardware Kits for COM materials Infill panels	Infill Panels for Single/Double Wide Desk Reference # 6TP00302	RACDIPF1	212.
		RACDIPF2	212.

Order Code

Example: RACDTTDL1
RA Reff Administrative
CD Customer own Drawings
TT Transaction Top
DL Double Desk, Left Hand
1 Kit # 1

1 = Kit #1
2 = Kit #2
3 = Kit #3

Specification Information

To order please specify pattern number including:

Application Notes

The above Hardware Kits must be purchased when using "COM" Material.

All Installation Instruction for the COM material is available on Knoll Exchange. Please refer to the reference number indicated in the description for more details.

The above Hardware Kits must be purchased when using "COM" Material.

Wall Mounting Suggestions

The following information is provided only as a guide, and represents minimum recommendations only. Knoll does not accept responsibility for the attachment of any Knoll product to a Customer's site wall. Wall specification/construction is the responsibility of the Customer and its structural engineer/architect. Failure to properly attach Knoll products to adequate wall structures can lead to property damage and/or personal injury.

You should consult your own structural engineers and/or architects and must not rely on the information provided herein.

It is the responsibility of the Customer and its structural engineers/architects to verify that the permanent structural walls (studs, blocks, solid masonry, etc.) on which the Knoll products are intended to be mounted are designed appropriately to support the product weight, PLUS 3 lbs. per linear inch for each useable shelf length

NOTE: A cabinet's top is considered a "useable shelf" and MUST be included in the calculation of the total load for an overhead cabinet.

It is the responsibility of the Customer and its structural engineer/architects to specify the fasteners and method for attaching the Knoll supplied wall mounting cleat, bracket, frame, etc. to the supporting wall and to confirm that the installers have adhered to these specifications. For all local building standards and codes, and additional requirements (including, but not limited to, seismic conditions) the Customer should always consult local code agencies.

	EXISTING CONSTRUCTION					
	NEW CONSTRUCTION	Cinder Block or Poured Concrete Masonry Wall	Wood Stud Wall, the studs being FULL HEIGHT to the roof/floor above	Wood Stud Wall, the studs being only Ceiling Height	Steel Stud Wall, the studs being FULL HEIGHT to the roof/floor above	Steel Stud Wall, the studs being only Ceiling Height
Stud Specification	Wood studs, grade #2 or better, 3 1/2" minimum width, OR Metal studs, minimum 25 gage thickness, 3 5/8" minimum width	The wall must be a minimum of 6" thick, and must be full height to the roof/ floor structure above	Wood studs must be Grade #2, or better, 3 1/2" minimum width	Wood studs must be Grade #2, or better, 3 1/2" minimum width	Metal studs must be minimum 25 gage thickness, 3 5/8" minimum width	Metal studs must be minimum 25 gage thickness, 3 5/8" minimum width
Stud Centers	Metal and wood studs must be spaced at 16" c/c maximum	N/A	Wood studs must be spaced at 16" c/c maximum	Wood studs must be spaced at 16" c/c maximum"	Metal studs must be spaced at 16" c/c maximum	Metal studs must be spaced at 16" c/c maximum
Stud Height	Metal and wood studs must extend upwards, and be securely attached to the roof/ floor structure above			Wood studs must be braced above the ceiling, and be securely attached to the roof/floor structure above Affix #2 grade 'cap' across the top of the studs, then place diagonal studs from the top cap up to underside of the roof/ floor structure above		Metal studs must be braced above the ceiling, and be securely attached to the roof/floor structure above Affix metal bracing 'cap' across the top of the studs, then place diagonal studs from the top cap up to underside of the roof / floor structure above
Mounting the Knoll Supplied Cleat, Bracket, Frame, etc*	Insert a 2" X 6" wood block, #2 grade or better, [or a Danback™ flexible wood backing system] horizontally between each of the studs to accommodate the full width of the cabinet, and beyond to the next stud. Fasten the wood block to each stud using three screws at the ends of each block. (Fasten the Danback™ as directed by the manufacturer) Fasten the Knoll supplied wall mounting cleat, bracket, frame, etc directly to each wood block every 6" For wall mounting structures that have a rectangular frame-like configuration: fasten the top horizontal element of the frame to the wood blocking every 6", and fasten the lower horizontal element to each wall stud, using one fastener per stud.	Fasten the Knoll supplied cabinet wall mounting cleat, bracket, frame, etc. directly to the masonry wall every 6" For wall mounting structures that have a rectangular frame-like configuration: fasten the top horizontal element of the frame to the wall every 6", and fasten the lower horizontal element to the wall every 16"	In the desired location of the cabinet mounting rail, remove an 8" high section of drywall the width of the cabinet, and beyond to the next stud. Insert a 2" X 6" wood block, #2 grade or better, horizontally between each of the exposed studs. Fasten the wood block to each stud using three screws at the ends of each block. Replace the drywall and repair as desired. Fasten the Knoll supplied wall mounting cleat, rail, frame, etc directly to the wood block every 6" For wall mounting structures that have a rectangular frame-like configuration: fasten the top horizontal element of the frame to the wood blocking every 6", and fasten the lower horizontal element to each wall stud, using one fastener per stud.	In the desired location of the cabinet mounting rail, remove an 8" high section of drywall the width of the cabinet, and beyond to the next stud. Insert a 2" X 6" wood block, #2 grade or better, horizontally between each of the exposed studs. Fasten the wood block to each stud using three screws at the ends of each block. Replace the drywall and repair as desired. Fasten the Knoll supplied wall mounting cleat, rail, frame, etc directly to the wood block every 6" For wall mounting structures that have a rectangular frame-like configuration: fasten the top horizontal element of the frame to the wood blocking every 6", and fasten the lower horizontal element to each wall stud, using one fastener per stud.	In the desired location of the cabinet mounting rail, remove an 8" high section of drywall the width of the cabinet, and beyond to the next stud. Insert a 2" X 6" wood block, #2 grade or better, [or a Danback™ flexible wood backing system] horizontally between each of the exposed studs. Fasten the wood block to each stud using three screws at the ends of each block. Replace the drywall and repair as desired. Fasten the Knoll supplied wall mounting cleat, rail, frame, etc directly to the wood block every 6" For wall mounting structures that have a rectangular frame-like configuration: fasten the top horizontal element of the frame to the wood blocking every 6", and fasten the lower horizontal element to each wall stud, using one fastener per stud.	In the desired location of the cabinet mounting rail, remove an 8" high section of drywall the width of the cabinet, and beyond to the next stud. Insert a 2" X 6" wood block, #2 grade or better, [or a Danback™ flexible wood backing system] horizontally between each of the exposed studs. Fasten the wood block to each stud using three screws at the ends of each block. Replace the drywall and repair as desired. Fasten the Knoll supplied wall mounting cleat, rail, frame, etc directly to the wood block every 6" For wall mounting structures that have a rectangular frame-like configuration: fasten the top horizontal element of the frame to the wood blocking every 6", and fasten the lower horizontal element to each wall stud, using one fastener per stud.
*Graham Wall Hung Shelf	The Graham Wall Hung Shelf Bracket (and others like it) requires full support behind the full height of the bracket This should be accomplished by insertion of additional 2"X 6" wood blocking between the studs as defined above	Fasten the Knoll supplied wall mounting brackets directly to the masonry wall, using the holes provided in each bracket	The Graham Wall Hung Shelf Bracket (and others like it) requires full support behind the full height of the bracket This should be accomplished by insertion of additional 2"X 6" wood blocking between the studs as defined above	The Graham Wall Hung Shelf Bracket (and others like it) requires full support behind the full height of the bracket This should be accomplished by insertion of additional 2"X 6" wood blocking between the studs as defined above	The Graham Wall Hung Shelf Bracket (and others like it) requires full support behind the full height of the bracket This should be accomplished by insertion of additional 2"X 6" wood blocking between the studs as defined above	The Graham Wall Hung Shelf Bracket (and others like it) requires full support behind the full height of the bracket This should be accomplished by insertion of additional 2"X 6" wood blocking between the studs as defined above
Fasten the Knoll supplied wall cleat with...	#10 x 2 1/2" Grabber Woodys Screws or equiv. @ 6" c/c, screwed directly into the wood blocking	3/16" x 3 1/2" Tapcon Masonry Screws or equiv. @ 6" c/c with 1-1/4" embedment, screwed directly into the masonry wall	#10 x 2 1/2" Grabber Woodys Screws or equiv. @ 6" c/c, screwed directly into the wood blocking	#10 x 2 1/2" Grabber Woodys Screws or equiv. @ 6" c/c, screwed directly into the wood blocking	#10 x 2 1/2" Grabber Woodys Screws or equiv. @ 6" c/c, screwed directly into the wood blocking	#10 x 2 1/2" Grabber Woodys Screws or equiv. @ 6" c/c, screwed directly into the wood blocking

Alpha-Numeric Index

<i>pattern no.</i>	<i>page</i>	<i>pattern no.</i>	<i>page</i>	<i>pattern no.</i>	<i>page</i>	<i>pattern no.</i>	<i>page</i>
R113B	81	RAATFRS84	390	RAIE6840	379, 380	RAIPKGD90	385
R3SMP	364	RAATFRS90	390	RAIE6848	379, 380	RAIPKGD93	385
R5ZNNE (3 dividers)	360	RAATFRS96	390	RAIE7440	379, 380	RAIPKGD96	385
R921655	364	RABR(L/R)7220	371, 372	RAIE7448	379, 380	RAIPKGS66	385
R9TDCFM8430	57	RABR(L/R)7820	371, 372	RAIPFAWD102	381	RAIPKGS72	385
R9TDCFM9630	57	RABR(L/R)8420	371, 372	RAIPFAWD108	381	RAIPKGS78	385
RAATBRG72	389	RABR(L/R)9020	371, 372	RAIPFAWD114	381	RAIPKGS84	385
RAATBRG78	389	RABR(L/R)9620	371, 372	RAIPFAWD120	381	RAIPKGS90	385
RAATBRG84	389	RAC7232DH(L/R)H	393	RAIPFAWD126	381	RAIPKGS96	385
RAATBRG90	389	RAC7232WDH(L/R)H	394	RAIPFAWD132	381	RAIPRGD51	384
RAATBRG96	389	RAC7233DH(L/R)H	393	RAIPFAWD138	381	RAIPRGD54	384
RAATBRS72	390	RAC7233WDH(L/R)H	394	RAIPFAWD144	381	RAIPRGD57	384
RAATBRS78	390	RAC7242DH(L/R)H	393	RAIPFAWD150	381	RAIPRGD60	384
RAATBRS84	390	RAC7242WDH(L/R)H	394	RAIPFAWD156	381	RAIPRGD63	384
RAATBRS90	390	RAC7243DH(L/R)H	393	RAIPFAWD162	381	RAIPRGD66	384
RAATBRS96	390	RAC7243WDH(L/R)H	394	RAIPFAWD168	381	RAIPRGD69	384
RAATDC51	389	RAC8632DH(L/R)H	393	RAIPFAWD174	381	RAIPRGD72	384
RAATDC54	389	RAC8632WDH(L/R)H	394	RAIPFAWD180	381	RAIPRGD75	384
RAATDC57	389	RAC8633DH(L/R)H	393	RAIPFAWD186	381	RAIPRGD78	384
RAATDC60	389	RAC8633WDH(L/R)H	394	RAIPFAWD192	381	RAIPRGD81	384
RAATDC63	389	RAC8642DH(L/R)H	393	RAIPFAWS66	381	RAIPRGD84	384
RAATDC66	389	RAC8642WDH(L/R)H	394	RAIPFAWS72	381	RAIPRGD87	384
RAATDC69	389	RAC8643DH(L/R)H	393	RAIPFAWS78	381	RAIPRGD90	384
RAATDC72	389	RAC8643WDH(L/R)H	394	RAIPFAWS84	381	RAIPRGD93	384
RAATDC75	389	RACDAT1	399	RAIPFAWS90	381	RAIPRGD96	384
RAATDC78	389	RACDIPF1	399	RAIPFAWS96	381	RAIPRGS66	384
RAATDC81	389	RACDTTDL1	399	RAIPFBWD102	382	RAIPRGS72	384
RAATDC84	389	RACDTTDR1	399	RAIPFBWD108	382	RAIPRGS78	384
RAATDC87	389	RACDTTDS1	399	RAIPFBWD114	382	RAIPRGS84	384
RAATDC90	389	RACG4220	391	RAIPFBWD120	382	RAIPRGS90	384
RAATDC93	389	RAC(L/R)HC4212	391, 392	RAIPFBWD126	382	RAIPRGS96	384
RAATDC96	389	RAC(L/R)HT4212	391, 392	RAIPFBWD132	382	RAIPRWD102	383
RAATDS51	390	RADW(L/R)5130	369, 370	RAIPFBWD138	382	RAIPRWD108	383
RAATDS54	390	RADW(L/R)5430	369, 370	RAIPFBWD144	382	RAIPRWD114	383
RAATDS57	390	RADW(L/R)5730	369, 370	RAIPFBWD150	382	RAIPRWD120	383
RAATDS60	390	RADW(L/R)6030	369, 370	RAIPFBWD156	382	RAIPRWD126	383
RAATDS63	390	RADW(L/R)6330	369, 370	RAIPFBWD162	382	RAIPRWD132	383
RAATDS66	390	RADW(L/R)6630	369, 370	RAIPFBWD168	382	RAIPRWD138	383
RAATDS69	390	RADW(L/R)6930	369, 370	RAIPFBWD174	382	RAIPRWD144	383
RAATDS72	390	RADW(L/R)7230	369, 370	RAIPFBWD180	382	RAIPRWD150	383
RAATDS75	390	RADW(L/R)7530	369, 370	RAIPFBWD186	382	RAIPRWD156	383
RAATDS78	390	RADW(L/R)7830	369, 370	RAIPFBWD192	382	RAIPRWD162	383
RAATDS81	390	RADW(L/R)8130	369, 370	RAIPFBWS66	382	RAIPRWD168	383
RAATDS84	390	RADW(L/R)8430	369, 370	RAIPFBWS72	382	RAIPRWD174	383
RAATDS87	390	RADW(L/R)8730	369, 370	RAIPFBWS78	382	RAIPRWD180	383
RAATDS90	390	RADW(L/R)9030	369, 370	RAIPFBWS84	382	RAIPRWD186	383
RAATDS93	390	RADW(L/R)9330	369, 370	RAIPFBWS90	382	RAIPRWD192	383
RAATDS96	390	RADW(L/R)9630	369, 370	RAIPFBWS96	382	RAIPRWS66	383
RAATFRG54	389	RAESDH(L/R)20	395	RAIPKGD51	385	RAIPRWS72	383
RAATFRG60	389	RAFR(L/R)5420	373, 374	RAIPKGD54	385	RAIPRWS78	383
RAATFRG66	389	RAFR(L/R)6020	373, 374	RAIPKGD57	385	RAIPRWS84	383
RAATFRG72	389	RAFR(L/R)6620	373, 374	RAIPKGD60	385	RAIPRWS90	383
RAATFRG78	389	RAFR(L/R)7220	373, 374	RAIPKGD63	385	RAIPRWS96	383
RAATFRG84	389	RAFR(L/R)7820	373, 374	RAIPKGD66	385	RASRD6620	377, 378
RAATFRG90	389	RAFR(L/R)8420	373, 374	RAIPKGD69	385	RASRD7220	377, 378
RAATFRG96	389	RAFR(L/R)9020	373, 374	RAIPKGD72	385	RASRD7820	377, 378
RAATFRS54	390	RAFR(L/R)9620	373, 374	RAIPKGD75	385	RASRD8420	377, 378
RAATFRS60	390	RAGS(L/R)20	395	RAIPKGD78	385	RASRD9020	377, 378
RAATFRS66	390	RAGS(L/R)30	395	RAIPKGD81	385	RASRD9620	377, 378
RAATFRS72	390	RAIE6240	379, 380	RAIPKGD84	385	RASRS(L/R)6620	375, 376
RAATFRS78	390	RAIE6248	379, 380	RAIPKGD87	385	RASRS(L/R)7220	375, 376

<i>pattern no.</i>	<i>page</i>	<i>pattern no.</i>	<i>page</i>	<i>pattern no.</i>	<i>page</i>	<i>pattern no.</i>	<i>page</i>
RASRS(L/R)7320	375, 376	RATTDS66	388	RBDH4248	82	RC430DHBDO	130
RASRS(L/R)8420	375, 376	RATTDS72	388	RBDH42M(F/R)	82	RC430DHBGCG	134, 136
RASRS(L/R)9020	375, 376	RATTDS78	388	RBDH4836	82	RC430DHBGO	134
RASRS(L/R)9620	375, 376	RATTDS84	388	RBDH4842	82	RC434DHBDC	138, 140
RASW6630	367, 368	RATTDS90	388	RBDH4848	82	RC434DHBDO	138
RASW7230	367, 368	RATTDS96	388	RBDH48M(F/R)	82	RC434DHBGCG	142, 144
RASW7830	367, 368	RATTFR54	387	RBDH52MR	84	RC434DHBGO	142
RASW8430	367, 368	RATTFR60	387	RBDH54M(F/R)	82	RC460DHBDC	130, 132
RASW9030	367, 368	RATTFR66	387	RBDH60M(F/R)	82	RC460DHBDO	130
RASW9630	367, 368	RATTFR72	387	RBDH64MR	84	RC460DHBGCG	134, 136
RATDCFM(L/R)4830	56	RATTFR78	387	RBDH66M(F/R)	82	RC460DHBGO	134
RATDCFM(L/R)4836	56	RATTFR84	387	RBDH72M(F/R)	82	RC464DHBDC	138, 140
RATDCFM(L/R)5430	56	RATTFR90	387	RBDH78M(F/R)	82	RC464DHBDO	138
RATDCFM(L/R)5436	56	RATTFR96	387	RBDH84M(F/R)	82	RC464DHBGCG	142, 144
RATDCFM(L/R)6030	56	RAUH	354	RBDH90M(F/R)	82	RC464DHBGO	142
RATDCFM(L/R)6036	56	RAWHDHTBD51	396	RBDH96M(F/R)	82	RC531DHB	149, 150
RATDCFM(L/R)6630	56	RAWHDHTBD54	396	RBDW	338	RC531DHH	151
RATDCFM(L/R)6636	56	RAWHDHTBD57	396	RBF (Pair)	80	RC532DHB	149, 150
RATDCFM(L/R)7230	56	RAWHDHTBD60	396	RBCR	147	RC532DHF	149, 150
RATDCFM(L/R)7236	56	RAWHDHTBD63	396	RBPE(L/R)	338	RC532DHH	151
RATDCFM(L/R)7830	56	RAWHDHTBD66	396	RBPP (L/R)	80	RC533DHB	149, 150
RATDCFM(L/R)7836	56	RAWHDHTBD69	396	RBPR (Pair)	81	RC533DHF	149, 150
RATDCFM(L/R)8430	56	RAWHDHTBD72	396	RBPS (L/R)	81	RC533DHH	151
RATDCFM(L/R)8436	56	RAWHDHTBD75	396	RBR36MS	200	RC534DHBDC	139, 141
RATDCPC(L/R)6030	54	RAWHDHTBD78	396	RBR42MS	200	RC534DHBDO	139
RATDCPC(L/R)6036	54	RAWHDHTBD81	396	RBR48MS	200	RC534DHBGCG	143, 145
RATDCPC(L/R)6630	54	RAWHDHTBD84	396	RBR54MS	200	RC534DHBGO	143
RATDCPC(L/R)6636	54	RAWHDHTBD87	396	RBR60MS	200	RC561DHB	149, 150
RATDCPC(L/R)7230	54	RAWHDHTBD90	396	RBR66MS	200	RC561DHH	151
RATDCPC(L/R)7236	54	RAWHDHTBD93	396	RBR72MS	200	RC562DHB	149, 150
RATDCPC(L/R)7830	54	RAWHDHTBD96	396	RBWC24	81	RC562DHF	149, 150
RATDCPC(L/R)7836	54	RAWHDHTBS66	396	RBWC30	81	RC562DHH	151
RATDCPC(L/R)8430	54	RAWHDHTBS72	396	RBZ (A/B) (Pair)	80	RC563DHB	149, 150
RATDCPC(L/R)8436	54	RAWHDHTBS78	396	RC230DHBDC	130	RC563DHF	149, 150
RATDCST(L/R)6030	55	RAWHDHTBS84	396	RC230DHBDO	130	RC563DHH	151
RATDCST(L/R)6036	55	RAWHDHTBS90	396	RC230DHBGCG	134, 136	RC564DHBDC	139, 141
RATDCST(L/R)6630	55	RAWHDHTBS96	396	RC230DHBGO	134	RC564DHBDO	139
RATDCST(L/R)6636	55	RBCC	80	RC234DHBDC	138, 140	RC564DHBGCG	143, 145
RATDCST(L/R)7230	55	RBCCP (Pair)	80	RC234DHBDO	138	RC564DHBGO	143
RATDCST(L/R)7236	55	RBD361H	22	RC234DHBGCG	142, 144	RC7212DHDH(L/R)	162
RATDCST(L/R)7830	55	RBD361V	22	RC234DHBGO	142	RC7212DHGH(L/R)	154, 160
RATDCST(L/R)7836	55	RBD362H	22	RC260DHBDC	130, 132	RC7212DHPH(L/R)	155, 161
RATDCST(L/R)8430	55	RBD362V	22	RC260DHBDO	130, 132	RC7213DHDH(L/R)	162
RATDCST(L/R)8436	55	RBD421H	22	RC260DHBGCG	134, 136	RC7213DHGH(L/R)	154, 160
RATTBR72	386	RBD421V	22	RC260DHBGO	134	RC7213DHPH(L/R)	155, 161
RATTBR78	386	RBD422H	22	RC264DHBDC	138, 140	RC7222DHDH(L/R)	162
RATTBR84	386	RBD422V	22	RC264DHBDO	138	RC7223DHDH(L/R)	162
RATTBR90	386	RBD481H	22	RC264DHBGCG	142, 144	RC7230DHBDC	131, 133
RATTBR96	386	RBD481V	22	RC264DHBGO	142	RC7230DHBDO	131
RATTDD102	388	RBD482H	22	RC330DHSDC	131, 133	RC7230DHBGCG	135, 137
RATTDD108	388	RBD482V	22	RC330DHSDO	131	RC7230DHBGO	135
RATTDD114	388	RBD541H	22	RC330DHSGC	135, 137	RC7231DHB	152, 158
RATTDD120	388	RBD541V	22	RC330DHSGO	135	RC7232DHB	152, 158
RATTDD126	388	RBD542H	22	RC334DHSDC	139, 141	RC7232DHDH	162
RATTDD132	388	RBD542V	22	RC334DHSDO	139	RC7232DHEH(L/R)	156, 162
RATTDD138	388	RBDD	338	RC334DHSGC	143, 145	RC7232DHFH	154, 160
RATTDD144	388	RBDH24M(F/R)	82	RC334DHSGO	143	RC7232DHGH	154, 160
RATTDD150	388	RBDH30M(F/R)	82	RC360DHSDC	131, 133	RC7232DHGH(L/R)	157, 163
RATTDD156	388	RBDH3636	82	RC360DHSDO	131	RC7232DHK	153, 159
RATTDD162	388	RBDH3642	82	RC360DHSGC	137	RC7232DHO	153, 159
RATTDD168	388	RBDH3648	82	RC364DHSDC	139, 141	RC7232DHPHW(L/R)	157, 163
RATTDD174	388	RBDH36M(F/R)	82	RC364DHSDO	139	RC7233DHB	152, 158
RATTDD180	388	RBDH40MR	84	RC364DHSGC	143, 145	RC7233DHDH	162
RATTDD186	388	RBDH4236	82	RC364DHSGO	143	RC7233DHEH(L/R)	156, 162
RATTDD192	388	RBDH4242	82	RC430DHBDC	130, 132	RC7233DHFH	154, 160

<i>pattern no.</i>	<i>page</i>	<i>pattern no.</i>	<i>page</i>	<i>pattern no.</i>	<i>page</i>	<i>pattern no.</i>	<i>page</i>
RC7233DHGH	154, 160	RC833DHO	165, 171	RCAS1814	146	RCDHHAH22	244, 246
RC7233DHGHW(L/R)	157, 163	RC833DHPHW(L/R)	169, 175	RCAS2420M	353	RCDHHAW11	244, 246
RC7233DHK	153, 159	RC834DHBDC	139, 141	RCAS2420W	353	RCDHHAW12	244, 246
RC7233DHO	153, 159	RC834DHBDO	139	RCAS2424M	353	RCDHHAW21	244, 246
RC7233DHPHW(L/R)	157, 163	RC834DHBGC	143, 145	RCAS2424W	353	RCDHHAW22	244, 246
RC7234DHBDC	139, 141	RC834DHBGO	143	RCAS3011	146	RCDHHBH11	248, 250
RC7234DHBDO	139	RC860DHBDC	131, 133	RCAS3014	146	RCDHHBH12	248, 250
RC7234DHBGC	143, 145	RC860DHBDO	131	RCAS3015	354	RCDHHBH21	248, 250
RC7234DHBGO	143	RC860DHBGC	135, 137	RCAS3020	354	RCDHHBH22	248, 250
RC7260DHBDC	131, 133	RC860DHBGO	135	RCAS3024	354	RCDHHBW11	248, 250
RC7260DHBDO	131	RC861DHB	164, 170	RCAS3611	146	RCDHHBW12	248, 250
RC7260DHBGC	135, 137	RC862DHB	170	RCAS3614	146	RCDHHBW21	248, 250
RC7260DHBGO	135	RC862DHDH	174	RCAS3615	354	RCDHHBW22	248, 250
RC7261DHB	152, 158	RC862DHEH(L/R)	168, 174	RCAS3620	354	RCDHHCH11	252, 254
RC7262DHB	152, 158	RC862DHF	166, 172	RCAS3624	354	RCDHHCH12	252, 254
RC7262DHDH	162	RC862DHG	166, 172	RCBDH24X	88	RCDHHCH21	252, 254
RC7262DHEH(L/R)	156, 162	RC862DHGHW(L/R)	169, 175	RCBDH28X	88	RCDHHCH22	252, 254
RC7262DHFH	154, 160	RC862DHK	165, 171	RCBDH36X	88	RCDHHCW11	252, 254
RC7262DHGH	154, 160	RC862DHO	165, 171	RCC30	350	RCDHHCW12	252, 254
RC7262DHGHW(L/R)	157, 163	RC862DHPHW(L/R)	169, 175	RCC40	350	RCDHHCW21	252, 254
RC7262DHK	153, 159	RC863DHB	170	RCD1021	26	RCDHHCW22	252, 254
RC7262DHO	153, 159	RC863DHDH	174	RCD1022	26	RCDHMR60302	242
RC7262DHPHW(L/R)	157, 163	RC863DHEH(L/R)	168, 174	RCD1081	26	RCDHMR60362	242
RC7263DHB	152, 158	RC863DHF	166, 172	RCD1082	26	RCDHMR72302	242
RC7263DHDH	162	RC863DHG	166, 172	RCD601	26	RCDHMR72362	242
RC7263DHEH(L/R)	156, 162	RC863DHGHW(L/R)	169, 175	RCD602	26	RCDHMR84302	242
RC7263DHFH	154, 160	RC863DHK	165, 171	RCD661	26	RCDHMR84362	242
RC7263DHGH	154, 160	RC863DHO	165, 171	RCD662	26	RCDHMR96302	242
RC7263DHGHW(L/R)	157, 163	RC863DHPHW(L/R)	169, 175	RCD721	26	RCDHMR96362	242
RC7263DHK	153, 159	RC864DHBDC	139, 141	RCD722	26	RCDHWAH11	245, 247
RC7263DHO	153, 159	RC864DHBDO	139	RCD781	26	RCDHWAH12	245, 247
RC7263DHPHW(L/R)	157, 163	RC864DHBGC	143, 145	RCD782	26	RCDHWAH21	245, 247
RC7264DHBDC	139, 141	RC864DHBGO	143	RCD841	26	RCDHWAH22	245, 247
RC7264DHBDO	139	RCA1021	25	RCD842	26	RCDHWBH11	249, 251
RC7264DHBGC	143, 145	RCA1022	25	RCD901	26	RCDHWBH12	249, 251
RC7264DHBGO	143	RCA1081	25	RCD902	26	RCDHWBH21	249, 251
RC812DHDH(L/R)	174	RCA1082	25	RCD961	26	RCDHWBH22	249, 251
RC812DHGH(L/R)	166, 172	RCA601	25	RCD962	26	RCDHWCH11	253, 255
RC812DHPH(L/R)	167, 173	RCA602	25	RCDB7230	148	RCDHWCH12	253, 255
RC813DHDH(L/R)	174	RCA661	25	RCDB7236	148	RCDHWCH21	253, 255
RC813DHGH(L/R)	166, 172	RCA662	25	RCDB8630	148	RCDHWCH22	253, 255
RC813DHPH(L/R)	167, 173	RCA721	25	RCDB8636	148	RCDQMR60302	242
RC822DHDH(L/R)	174	RCA722	25	RCDFMF60302	243	RCDQMR60362	242
RC823DHDH(L/R)	174	RCA781	25	RCDFMF60362	243	RCDQMR72302	242
RC830DHBDC	131, 133	RCA782	25	RCDFMF72302	243	RCDQMR72362	242
RC830DHBDO	131	RCA841	25	RCDFMF72362	243	RCDQMR84302	242
RC830DHBGC	135, 137	RCA842	25	RCDFMF84302	243	RCDQMR84362	242
RC830DHBGO	135	RCA901	25	RCDFMF84362	243	RCDQMR96302	242
RC831DHB	164, 170	RCA902	25	RCDFMF96302	243	RCDQMR96362	242
RC832DHB	170	RCA961	25	RCDFMF96362	243	RCE1021	24
RC832DHDH	174	RCA962	25	RCDFMR60302	242	RCE1022	24
RC832DHEH(L/R)	168, 174	RCAB30	146	RCDFMR60362	242	RCE1081	24
RC832DHF	166, 172	RCAB36	146	RCDFMR72302	242	RCE1082	24
RC832DHG	166, 172	RCABT1417	354	RCDFMR72362	242	RCE1R1212G	364
RC832DHGHW(L/R)	169, 175	RCABT2917	354	RCDFMR84302	242	RCE301	24
RC832DHK	165, 171	RCACR16	354	RCDFMR84362	242	RCE302	24
RC832DHO	165, 171	RCACR30	354	RCDFMR96302	242	RCE361	24
RC832DHPHW(L/R)	169, 175	RCACR30H	354	RCDFMR96362	242	RCE362	24
RC833DHB	170	RCACR36	354	RCDHB20T	85	RCE601	24
RC833DHDH	174	RCACR36H	354	RCDHB24T	85	RCE602	24
RC833DHEH(L/R)	168, 174	RCAS1511	146	RCDHB30T	85	RCE661	24
RC833DHF	166, 172	RCAS1514	146	RCDHB40T	85	RCE662	24
RC833DHG	166, 172	RCAS1620	354	RCDHHAH11	244, 246	RCE721	24
RC833DHGHW(L/R)	169, 175	RCAS1624	354	RCDHHAH12	244, 246	RCE722	24
RC833DHK	165, 171	RCAS1811	146	RCDHHAH21	244, 246	RCE781	24

<i>pattern no.</i>	<i>page</i>	<i>pattern no.</i>	<i>page</i>	<i>pattern no.</i>	<i>page</i>	<i>pattern no.</i>	<i>page</i>
RCE782	24	RCFS4932X(L/R)M	179	RCPS1811	146	RCSHWAH22	257, 259
RCE841	24	RCFS4932X(L/R)W	187	RCPS1814	146	RCSHWBH11	261, 263
RCE842	24	RCFS4933V(L/R)M	179	RCPS3011	146	RCSHWBH12	261, 263
RCE901	24	RCFS4933V(L/R)W	187	RCPS3014	146	RCSHWBH21	261, 263
RCE902	24	RCFS4933W(L/R)M	179	RCPS3611	146	RCSHWBH22	261, 263
RCE961	24	RCFS4933W(L/R)W	187	RCPS3614	146	RCSHWCH11	265, 267
RCE962	24	RCFS4933X(L/R)M	179	RCRH30	147	RCSHWCH12	265, 267
RCEEG1021	25	RCFS4933X(L/R)W	187	RCRH36	147	RCSHWCH21	265, 267
RCEEG1022	25	RCFS6412C(L/R)M	180	RCRV104	147	RCSHWCH22	265, 267
RCEEG1081	25	RCFS6412C(L/R)W	188	RCRV118	147	RCSHWDH11	269, 271
RCEEG1082	25	RCFS6412Y(L/R)M	180	RCRV53	147	RCSHWDH12	269, 271
RCEEG601	25	RCFS6412Y(L/R)W	188	RCRV72	147	RCSHWDH21	269, 271
RCEEG602	25	RCFS6412Z(L/R)M	180	RCRV86	147	RCSHWDH22	269, 271
RCEEG661	25	RCFS6412Z(L/R)W	188	RCS11040	146	RCSHWEH11	273, 275
RCEEG662	25	RCFS6413C(L/R)M	180	RCS11044	146	RCSHWEH12	273, 275
RCEEG721	25	RCFS6413C(L/R)W	188	RCS11180	146	RCSHWEH21	273, 275
RCEEG722	25	RCFS6413Y(L/R)M	180	RCS11184	146	RCSHWEH22	273, 275
RCEEG781	25	RCFS6413Y(L/R)W	188	RCS1534	146	RCTRLE362	73
RCEEG782	25	RCFS6413Z(L/R)M	180	RCS1720	146	RCTRLE363	78
RCEEG841	25	RCFS6413Z(L/R)W	188	RCS1724	146	RCTRLE422	73
RCEEG842	25	RCFS6432V(L/R)M	181	RCS1860	146	RCTRLE423	78
RCEEG901	25	RCFS6432V(L/R)W	189	RCS1864	146	RCTRWE362	74
RCEEG902	25	RCFS6432W(L/R)M	181	RCSHHAH11	256, 258	RCTRWE363	79
RCEEG961	25	RCFS6432W(L/R)W	189	RCSHHAH12	256, 258	RCTRWE422	74
RCEEG962	25	RCFS6432X(L/R)M	181	RCSHHAH21	256, 258	RCTRWE423	79
RCFS4212C(L/R)M	176	RCFS6432X(L/R)W	189	RCSHHAH22	256, 258	RCTSLE362	73
RCFS4212C(L/R)W	184	RCFS6433V(L/R)M	181	RCSHHAW11	256, 258	RCTSLE363	78
RCFS4212Y(L/R)M	176	RCFS6433V(L/R)W	189	RCSHHAW12	256, 258	RCTSLE422	73
RCFS4212Y(L/R)W	184	RCFS6433W(L/R)M	181	RCSHHAW21	256, 258	RCTSLE423	78
RCFS4212Z(L/R)M	176	RCFS6433W(L/R)W	189	RCSHHAW22	256, 258	RCTSWE362	74
RCFS4212Z(L/R)W	184	RCFS6433X(L/R)M	181	RCSHHBH11	260, 262	RCTSWE363	79
RCFS4213C(L/R)M	176	RCFS6433X(L/R)W	189	RCSHHBH12	260, 262	RCTSWE422	74
RCFS4213C(L/R)W	184	RCFS6812C(L/R)M	182	RCSHHBH21	260, 262	RCTSWE423	79
RCFS4213Y(L/R)M	176	RCFS6812C(L/R)W	190	RCSHHBH22	260, 262	RCTTLE30482	73
RCFS4213Y(L/R)W	184	RCFS6812Y(L/R)M	182	RCSHHBW11	260, 262	RCTTLE30483	78
RCFS4213Z(L/R)M	176	RCFS6812Y(L/R)W	190	RCSHHBW12	260, 262	RCTTLE36542	73
RCFS4213Z(L/R)W	184	RCFS6812Z(L/R)M	182	RCSHHBW21	260, 262	RCTTLE36543	78
RCFS4232V(L/R)M	177	RCFS6812Z(L/R)W	190	RCSHHBW22	260, 262	RCTTWE30482	74
RCFS4232V(L/R)W	185	RCFS6813C(L/R)M	182	RCSHHCH11	264, 266	RCTTWE30483	79
RCFS4232W(L/R)M	177	RCFS6813C(L/R)W	190	RCSHHCH12	264, 266	RCTTWE36542	74
RCFS4232W(L/R)W	185	RCFS6813Y(L/R)M	182	RCSHHCH21	264, 266	RCTTWE36543	79
RCFS4232X(L/R)M	177	RCFS6813Y(L/R)W	190	RCSHHCH22	264, 266	RDHMBD	352
RCFS4232X(L/R)W	185	RCFS6813Z(L/R)M	182	RCSHHCW11	264, 266	RDHMPD	353
RCFS4233V(L/R)M	177	RCFS6813Z(L/R)W	190	RCSHHCW12	264, 266	RDHMH7210	93
RCFS4233V(L/R)W	185	RCFS6832V(L/R)M	183	RCSHHCW21	264, 266	RDHMH7211	94
RCFS4233W(L/R)M	177	RCFS6832V(L/R)W	191	RCSHHCW22	264, 266	RDHMH7212	94
RCFS4233W(L/R)W	185	RCFS6832W(L/R)M	183	RCSHHDH11	268, 270	RDHMH7220	93
RCFS4233X(L/R)M	177	RCFS6832W(L/R)W	191	RCSHHDH12	268, 270	RDHMH7222	94
RCFS4233X(L/R)W	185	RCFS6832X(L/R)M	183	RCSHHDH21	268, 270	RDHMH7230	93
RCFS4912C(L/R)M	178	RCFS6832X(L/R)W	191	RCSHHDH22	268, 270	RDHMH7240	93
RCFS4912C(L/R)W	186	RCFS6833V(L/R)M	183	RCSHHDW11	268, 270	RDHMH7810	93
RCFS4912Y(L/R)M	178	RCFS6833V(L/R)W	191	RCSHHDW12	268, 270	RDHMH7811	94
RCFS4912Y(L/R)W	186	RCFS6833W(L/R)M	183	RCSHHDW21	268, 270	RDHMH7812	94
RCFS4912Z(L/R)M	178	RCFS6833W(L/R)W	191	RCSHHDW22	268, 270	RDHMH7813	94
RCFS4912Z(L/R)W	186	RCFS6833X(L/R)M	183	RCSHHEH11	272, 274	RDHMH7820	93
RCFS4913C(L/R)M	178	RCFS6833X(L/R)W	191	RCSHHEH12	272, 274	RDHMH7822	94
RCFS4913C(L/R)W	186	RCGKIT11	147	RCSHHEH21	272, 274	RDHMH7823	94
RCFS4913Y(L/R)M	178	RCGKIT14	147	RCSHHEH22	272, 274	RDHMH7830	93
RCFS4913Y(L/R)W	186	RCGT781	276	RCSHHEW11	272, 274	RDHMH7840	93
RCFS4913Z(L/R)M	178	RCGT782	276	RCSHHEW12	272, 274	RDHMH8410	93
RCFS4913Z(L/R)W	186	RCGT841	276	RCSHHEW21	272, 274	RDHMH8411	94
RCFS4932V(L/R)M	179	RCGT842	276	RCSHHEW22	272, 274	RDHMH8412	94
RCFS4932V(L/R)W	187	RCOUNTWT	353	RCSHWAH11	257, 259	RDHMH8413	94
RCFS4932W(L/R)M	179	RCPS1511	146	RCSHWAH12	257, 259	RDHMH8414	94
RCFS4932W(L/R)W	187	RCPS1514	146	RCSHWAH21	257, 259	RDHMH8420	93

<i>pattern no.</i>	<i>page</i>	<i>pattern no.</i>	<i>page</i>	<i>pattern no.</i>	<i>page</i>	<i>pattern no.</i>	<i>page</i>
RDHMH8422	94	RDHMR7822	91	RDTCE2272(B/W)	342	RDTDCST(L/R)8430	59
RDHMH8423	94	RDHMR7830	90	RDTCE22H(B/W)	342	RDTDCST(L/R)8436	59
RDHMH8424	94	RDHMR7840	90	RDTCE2U120(B/W)	342	RDTDCST(L/R)9030	59
RDHMH8430	93	RDHMR8410	90	RDTCE2U72(B/W)	342	RDTDCST(L/R)9036	59
RDHMH8440	93	RDHMR8411	91	RDTCE2UH(B/W)	342	RDTDCST(L/R)9630	59
RDHMH9010	93	RDHMR8412	91	RDTCE31120(B/W)	342	RDTDCST(L/R)9636	59
RDHMH9011	94	RDHMR8413	91	RDTCE3172(B/W)	342	RDTDE22120(B/W)	344
RDHMH9012	94	RDHMR8420	90	RDTCE31H(B/W)	342	RDTDE2272(B/W)	344
RDHMH9013	94	RDHMR8422	91	RDTCE31U120(B/W)	342	RDTDE22H(B/W)	344
RDHMH9014	94	RDHMR8423	91	RDTCE3U72(B/W)	342	RDTDE2U120(B/W)	344
RDHMH9020	93	RDHMR8430	90	RDTCE31UH(B/W)	342	RDTDE2U72(B/W)	344
RDHMH9022	94	RDHMR8440	90	RDTCE33120(B/W)	343	RDTDE2UH(B/W)	344
RDHMH9023	94	RDHMR9010	90	RDTCE3372(B/W)	343	RDTDE31U120(B/W)	344
RDHMH9024	94	RDHMR9011	91	RDTCE33H(B/W)	343	RDTDE31U72(B/W)	344
RDHMH9030	93	RDHMR9012	91	RDTCE3U120(B/W)	343	RDTDE31UH(B/W)	344
RDHMH9033	94	RDHMR9013	91	RDTCE3U72(B/W)	343	RDTDE33120(B/W)	345
RDHMH9040	93	RDHMR9014	91	RDTCE3UH(B/W)	343	RDTDE3372(B/W)	345
RDHMH9610	93	RDHMR9020	90	RDTCE40120(B/W)	342	RDTDE33H(B/W)	345
RDHMH9611	94	RDHMR9022	91	RDTCE4072(B/W)	342	RDTDE3U120(B/W)	345
RDHMH9612	94	RDHMR9023	91	RDTCE40H(B/W)	342	RDTDE3U72(B/W)	345
RDHMH9613	94	RDHMR9024	91	RDTCE42120(B/W)	343	RDTDE3UH(B/W)	345
RDHMH9614	94	RDHMR9030	90	RDTCE4272(B/W)	343	RDTDE40120(B/W)	344
RDHMH9620	93	RDHMR9040	90	RDTCE42H(B/W)	343	RDTDE4072(B/W)	344
RDHMH9622	94	RDHMR9610	90	RDTCE4U120(B/W)	343	RDTDE40H(B/W)	344
RDHMH9623	94	RDHMR9611	91	RDTCE4U72(B/W)	343	RDTDE42120(B/W)	345
RDHMH9624	94	RDHMR9612	91	RDTCE4UH(B/W)	343	RDTDE4272(B/W)	345
RDHMH9630	93	RDHMR9613	91	RDTCE60120(B/W)	343	RDTDE42H(B/W)	345
RDHMH9633	94	RDHMR9614	91	RDTCE6072(B/W)	343	RDTDE4U120(B/W)	345
RDHMH9640	93	RDHMR9620	90	RDTCE60H(B/W)	343	RDTDE4U72(B/W)	345
RDHMLD	354	RDHMR9622	91	RDTCO6010	241	RDTDE4UH(B/W)	345
RDHMR10210	90	RDHMR9623	91	RDTCO7210	241	RDTDE60120(B/W)	345
RDHMR10211	92	RDHMR9624	91	RDTDBW3142	195	RDTDE6072(B/W)	345
RDHMR10212	92	RDHMR9630	90	RDTDBW3156	195	RDTDE60H(B/W)	345
RDHMR10213	92	RDHMR9633	91	RDTDBW6142	195	RDTDCW3142	197
RDHMR10214	92	RDHMR9640	90	RDTDBW6156	195	RDTDCW3156	197
RDHMR10220	90	RDHPM26	95	RDTDCFM(L/R)5430	60	RDTDCW6142	197
RDHMR10222	92	RDHPM32	95	RDTDCFM(L/R)5436	60	RDTDCW6156	197
RDHMR10223	92	RDHPM38	95	RDTDCFM(L/R)6030	60	RDTDHW3142	196
RDHMR10224	92	RDHPM44	95	RDTDCFM(L/R)6036	60	RDTDHW3156	196
RDHMR10230	90	RDHPM50	95	RDTDCFM(L/R)6630	60	RDTDHW6142	196
RDHMR10233	92	RDHPM56	95	RDTDCFM(L/R)6636	60	RDTDHW6156	196
RDHMR10240	90	RDHPM62	95	RDTDCFM(L/R)7230	60	RDTE22120(B/W)	340
RDHMR10810	90	RDHPM68	95	RDTDCFM(L/R)7236	60	RDTE2272(B/W)	340
RDHMR10811	92	RDHPM74	95	RDTDCFM(L/R)7830	60	RDTE22H(B/W)	340
RDHMR10812	92	RDTAGG3142(L/R)	197	RDTDCFM(L/R)7836	60	RDTE2U120(B/W)	340
RDHMR10813	92	RDTAGG3156(L/R)	197	RDTDCFM(L/R)8430	60	RDTE2U72(B/W)	340
RDHMR10814	92	RDTAGG6142(L/R)	197	RDTDCFM(L/R)8436	60	RDTE2UH(B/W)	340
RDHMR10820	90	RDTAGG6156(L/R)	197	RDTDCPC(L/R)6630	58	RDTE31120(B/W)	340
RDHMR10822	92	RDTAGW3142(L/R)	197	RDTDCPC(L/R)6636	58	RDTE3172(B/W)	340
RDHMR10823	92	RDTAGW3156(L/R)	197	RDTDCPC(L/R)7230	58	RDTE31H(B/W)	340
RDHMR10824	92	RDTAGW6142(L/R)	197	RDTDCPC(L/R)7236	58	RDTE31U120(B/W)	340
RDHMR10830	90	RDTAGW6156(L/R)	197	RDTDCPC(L/R)7830	58	RDTE31U72(B/W)	340
RDHMR10833	92	RDTAHC3142(L/R)	198	RDTDCPC(L/R)7836	58	RDTE31UH(B/W)	340
RDHMR10840	90	RDTAHC3156(L/R)	198	RDTDCPC(L/R)8430	58	RDTE40120(B/W)	340
RDHMR7210	90	RDTAHC6142(L/R)	198	RDTDCPC(L/R)8436	58	RDTE4072(B/W)	340
RDHMR7211	91	RDTAHC6156(L/R)	198	RDTDCPC(L/R)9030	58	RDTE40H(B/W)	340
RDHMR7212	91	RDTAHW3142(L/R)	198	RDTDCPC(L/R)9036	58	RDTCA	339
RDHMR7220	90	RDTAHW3156(L/R)	198	RDTDCPC(L/R)9630	58	RDTGB	339
RDHMR7222	91	RDTAHW6142(L/R)	198	RDTDCPC(L/R)9636	58	RDTGC	339
RDHMR7230	90	RDTAHW6156(L/R)	198	RDTDCST(L/R)6630	59	RDTRME22120(B/W)	348
RDHMR7240	90	RDTC3010	241	RDTDCST(L/R)6636	59	RDTRME2272(B/W)	348
RDHMR7810	90	RDTC3610	241	RDTDCST(L/R)7230	59	RDTRME22H(B/W)	348
RDHMR7811	91	RDTC6010	241	RDTDCST(L/R)7236	59	RDTRME2U120(B/W)	348
RDHMR7812	91	RDTC7210	241	RDTDCST(L/R)7830	59	RDTRME2U72(B/W)	348
RDHMR7820	90	RDTCE22120(B/W)	342	RDTDCST(L/R)7836	59	RDTRME2UH(B/W)	348

<i>pattern no.</i>	<i>page</i>	<i>pattern no.</i>	<i>page</i>	<i>pattern no.</i>	<i>page</i>	<i>pattern no.</i>	<i>page</i>
RDTRME33120(B/W)	348	REDH19F	83	ROCCGDHP421	218	ROCGHOCSDHP601	210
RDTRME3372(B/W)	348	REDH23F	83	ROCCGDHP481	218	ROCGHOCSDHP661	210
RDTRME33H(B/W)	348	REDH29F	83	ROCCGDHP541	218	ROCGHOCSDHP721	210
RDTRME3U120(B/W)	348	REDH30	83	ROCCGDHP601	218	ROCGHOCSDHP781	210
RDTRME3U72(B/W)	348	REDH36	83	ROCCGDHP661	218	ROCGHOCSDHP841	210
RDTRME3UH(B/W)	348	REDHBH124	84	ROCCGDHP721	218	ROCGHOCSDHP901	210
RDTSBWG142	192	REDHBH130	84	ROCCGDHP781	218	ROCGHOCSDHP961	210
RDTSBWG156	192	RFDR30	360	ROCCGDHP841	218	ROCGHODHP601	220
RDTSBWT142	192	RFDR36	360	ROCCGDHP901	218	ROCGHODHP661	220
RDTSBWT156	192	RFDR42	360	ROCCGDHP961	218	ROCGHODHP721	220
RDTSCWG142(L/R)	194	RFDR48	360	ROCCGSDHP301	206	ROCGHODHP781	220
RDTSCWG156(L/R)	194	RFDR60	360	ROCCGSDHP361	206	ROCGHODHP841	220
RDTSCWT142(L/R)	194	RFDR72	360	ROCCGSDHP421	206	ROCGHODHP901	220
RDTSCWT156(L/R)	194	RFDR84	360	ROCCGSDHP481	206	ROCGHODHP961	220
RDTSHWG142(L/R)	193	RFDR96	360	ROCCGSDHP541	206	ROCGHOSHDP601	210
RDTSHWG156(L/R)	193	RIBDH24T	85	ROCCGSDHP601	206	ROCGHOSHDP661	210
RDTSHWT142(L/R)	193	RIBDH28X	88	ROCCGSDHP661	206	ROCGHOSHDP721	210
RDTSHWT156(L/R)	193	RIBDH32X	88	ROCCGSDHP721	206	ROCGHOSHDP781	210
RDTSTE33120(B/W)	341	RIPI202	62	ROCCGSDHP781	206	ROCGHOSHDP841	210
RDTSTE3372(B/W)	341	RIPI242	62	ROCCGSDHP841	206	ROCGHOSHDP901	210
RDTSTE33H(B/W)	341	RIPI302	62	ROCCGSDHP901	206	ROCGHOSHDP961	210
RDTSTE3U120(B/W)	341	RIPI362	62	ROCCGSDHP961	206	ROCGHSDHP301	208
RDTSTE3U72(B/W)	341	RIPO202	62	ROCGHCDHP301	217	ROCGHSDHP361	208
RDTSTE3UH(B/W)	341	RIPO242	62	ROCGHCDHP361	217	ROCGHSDHP421	208
RDTSTE42120(B/W)	341	RIPO302	62	ROCGHCDHP421	217	ROCGHSDHP481	208
RDTSTE4272(B/W)	341	RIPO362	62	ROCGHCDHP481	217	ROCGHSDHP541	208
RDTSTE42H(B/W)	341	RIPOG202	62	ROCGHCDHP541	217	ROCGHSDHP601	208
RDTSTE4U120(B/W)	341	RIPOG242	62	ROCGHCDHP601	217	ROCGHSDHP661	208
RDTSTE4U72(B/W)	341	RIPOG302	62	ROCGHCDHP661	217	ROCGHSDHP721	208
RDTSTE4UH(B/W)	341	RIPOG362	62	ROCGHCDHP721	217	ROCGHSDHP781	208
RDTSTE60120(B/W)	341	RJBU24	350	ROCGHCDHP781	217	ROCGHSDHP841	208
RDTSTE602H(B/W)	341	RJBU30	350	ROCGHCDHP841	217	ROCGHSDHP901	208
RDTSTE6072(B/W)	341	RJBU36	350	ROCGHCDHP901	217	ROCGHSDHP961	208
RDTUME22120(B/W)	346	RJBU42	350	ROCGHCDHP961	217	ROCHCDHP301	216
RDTUME2272(B/W)	346	RJBU48	350	ROCGHCSHP301	208	ROCHCDHP361	216
RDTUME22H(B/W)	346	RJBU54	350	ROCGHCSHP361	208	ROCHCDHP421	216
RDTUME2U120(B/W)	346	RJBU60	350	ROCGHCSHP421	208	ROCHCDHP481	216
RDTUME2U72(B/W)	346	RJBU66	350	ROCGHCSHP481	208	ROCHCDHP541	216
RDTUME2UH(B/W)	346	RJBU72	350	ROCGHCSHP541	208	ROCHCDHP601	216
RDTUME31120(B/W)	346	RJBW24	350	ROCGHCSHP601	208	ROCHCDHP661	216
RDTUME3172(B/W)	346	RJBW30	350	ROCGHCSHP661	208	ROCHCDHP721	216
RDTUME31H(B/W)	346	RJBW36	350	ROCGHCSHP721	208	ROCHCDHP781	216
RDTUME31U120(B/W)	346	RJBW42	350	ROCGHCSHP781	208	ROCHCDHP841	216
RDTUME31U72(B/W)	346	RJBW48	350	ROCGHCSHP841	208	ROCHCDHP901	216
RDTUME31UH(B/W)	346	RJBW54	350	ROCGHCSHP901	208	ROCHCDHP961	216
RDTUME33120(B/W)	347	RJBW60	350	ROCGHCSHP961	208	ROCHCSHP301	207
RDTUME3372(B/W)	347	RJBW66	350	ROCGHDHP301	217	ROCHCSHP361	207
RDTUME33H(B/W)	347	RJBW72	350	ROCGHDHP361	217	ROCHCSHP421	207
RDTUME3U120(B/W)	347	RKT31	338	ROCGHDHP421	217	ROCHCSHP481	207
RDTUME3U72(B/W)	347	RL4L17	359	ROCGHDHP481	217	ROCHCSHP541	207
RDTUME3UH(B/W)	347	RL4L31	359	ROCGHDHP541	217	ROCHCSHP601	207
RDTUME40120(B/W)	346	RL4L44	359	ROCGHDHP601	217	ROCHCSHP661	207
RDTUME4072(B/W)	346	RL4L58	359	ROCGHDHP661	217	ROCHCSHP721	207
RDTUME40H(B/W)	346	RLCCT3018	121	ROCGHDHP721	217	ROCHCSHP781	207
RDTUME42120(B/W)	347	RLCCT3022	121	ROCGHDHP781	217	ROCHCSHP841	207
RDTUME4272(B/W)	347	RLCCT3618	121	ROCGHDHP841	217	ROCHCSHP901	207
RDTUME42H(B/W)	347	RLCCT3622	121	ROCGHDHP901	217	ROCHCSHP961	207
RDTUME4U120(B/W)	347	RLCGT301	120	ROCGHDHP961	217	ROCHDHP301	216
RDTUME4U72(B/W)	347	RLCGT361	120	ROCGHOCSDHP601	220	ROCHDHP361	216
RDTUME4UH(B/W)	347	RLCGT601	120	ROCGHOCSDHP661	220	ROCHDHP421	216
RDTUME60120(B/W)	347	RLCGT721	120	ROCGHOCSDHP721	220	ROCHDHP481	216
RDTUME6072(B/W)	347	RMPU	104	ROCGHOCSDHP781	220	ROCHDHP541	216
RDTUME60H(B/W)	347	RMSCB	80	ROCGHOCSDHP841	220	ROCHDHP601	216
REDH12F	83	ROCCGDHP301	218	ROCGHOCSDHP901	220	ROCHDHP661	216
REDH15F	83	ROCCGDHP361	218	ROCGHOCSDHP961	220	ROCHDHP721	216

<i>pattern no.</i>	<i>page</i>	<i>pattern no.</i>	<i>page</i>	<i>pattern no.</i>	<i>page</i>	<i>pattern no.</i>	<i>page</i>
ROCHDHP781	216	ROCOCSHP841	206	ROHGSHC901DH	225	ROHSHS601DH(A/D)(N/F)	221
ROCHDHP841	216	ROCOCSHP901	206	ROHGSHC961DH	225	ROHSHS661DH(A/D)(N/F)	221
ROCHDHP901	216	ROCOCSHP961	206	ROHHCDC601DH	228	ROHSHS721DH(A/D)(N/F)	221
ROCHDHP961	216	ROHDR30	360	ROHHCDC661DH	228	ROHSHS781DH(A/D)(N/F)	221
ROCHODHP601	219	ROHDR36	360	ROHHCDC721DH	228	ROHSHS841DH(A/D)(N/F)	221
ROCHODHP661	219	ROHDR42	360	ROHHCDC781DH	228	ROHSHS901DH(A/D)(N/F)	221
ROCHODHP721	219	ROHDR48	360	ROHHCDC841DH	228	ROHSHS961DH(A/D)(N/F)	221
ROCHODHP781	219	ROHDR60	360	ROHHCDC901DH	228	ROHMTF160	361
ROCHODHP841	219	ROHDR72	360	ROHHCDC961DH	228	ROHMTF166	361
ROCHODHP901	219	ROHDR90	360	ROHHCDC601DH	224	ROHMTF172	361
ROCHODHP961	219	ROHDR96	360	ROHHCDC661DH	224	ROHMTF178	361
ROCHOCSDHP601	209	ROHGCHDC601DH	229	ROHHCDC721DH	224	ROHMTF184	361
ROCHOCSDHP661	209	ROHGCHDC661DH	229	ROHHCDC781DH	224	ROHMTF190	361
ROCHOCSDHP721	209	ROHGCHDC721DH	229	ROHHCDC841DH	224	ROHMTF196	361
ROCHOCSDHP781	209	ROHGCHDC781DH	229	ROHHCDC901DH	224	ROHODHC601DH	223
ROCHOCSDHP841	209	ROHGCHDC841DH	229	ROHHCDC961DH	224	ROHODHC661DH	223
ROCHOCSDHP901	209	ROHGCHDC901DH	229	ROHHDHC601DH	228	ROHODHC721DH	223
ROCHOCSDHP961	209	ROHGCHDC961DH	229	ROHHDHC661DH	228	ROHODHC781DH	223
ROCHODHP601	219	ROHGCHDC601DH	225	ROHHDHC721DH	228	ROHODHC841DH	223
ROCHODHP661	219	ROHGCHDC661DH	225	ROHHDHC781DH	228	ROHODHC901DH	223
ROCHODHP721	219	ROHGCHDC721DH	225	ROHHDHC841DH	228	ROHODHC961DH	223
ROCHODHP781	219	ROHGCHDC781DH	225	ROHHDHC901DH	228	ROHODHS601DH(A/D)(N/F)	222
ROCHODHP841	219	ROHGCHDC841DH	225	ROHHDHC961DH	228	ROHODHS661DH(A/D)(N/F)	222
ROCHODHP901	219	ROHGCHDC901DH	225	ROHHDHS601DH(A/D)(N/F)	222	ROHODHS721DH(A/D)(N/F)	222
ROCHODHP961	219	ROHGCHDC961DH	225	ROHHDHS661DH(A/D)(N/F)	222	ROHODHS781DH(A/D)(N/F)	222
ROCHOSH601	209	ROHGHDHC601DH	229	ROHHDHS721DH(A/D)(N/F)	222	ROHODHS841DH(A/D)(N/F)	222
ROCHOSH661	209	ROHGHDHC661DH	229	ROHHDHS781DH(A/D)(N/F)	222	ROHODHS901DH(A/D)(N/F)	222
ROCHOSH721	209	ROHGHDHC721DH	229	ROHHDHS841DH(A/D)(N/F)	222	ROHODHS961DH(A/D)(N/F)	222
ROCHOSH781	209	ROHGHDHC781DH	229	ROHHDHS901DH(A/D)(N/F)	222	ROHOSH601DH	223
ROCHOSH841	209	ROHGHDHC841DH	229	ROHHDHS961DH(A/D)(N/F)	222	ROHOSH661DH	223
ROCHOSH901	209	ROHGHDHC901DH	229	ROHHODHC601DH	231	ROHOSH721DH	223
ROCHOSH961	209	ROHGHDHC961DH	229	ROHHODHC661DH	231	ROHOSH781DH	223
ROCHSHP301	207	ROHGHOCDHC601DH	230	ROHHODHC721DH	231	ROHOSH841DH	223
ROCHSHP361	207	ROHGHOCDHC661DH	230	ROHHODHC781DH	231	ROHOSH901DH	223
ROCHSHP421	207	ROHGHOCDHC721DH	230	ROHHODHC841DH	231	ROHOSH961DH	223
ROCHSHP481	207	ROHGHOCDHC781DH	230	ROHHODHC901DH	231	ROHOSH601DH(A/D)(N/F)	221
ROCHSHP541	207	ROHGHOCDHC841DH	230	ROHHODHC961DH	231	ROHOSH661DH(A/D)(N/F)	221
ROCHSHP601	207	ROHGHOCDHC901DH	230	ROHHOCSHC601DH	227	ROHOSH721DH(A/D)(N/F)	221
ROCHSHP661	207	ROHGHOCDHC961DH	230	ROHHOCSHC661DH	227	ROHOSH781DH(A/D)(N/F)	221
ROCHSHP721	207	ROHGHOCSHC601DH	226	ROHHOCSHC721DH	227	ROHOSH841DH(A/D)(N/F)	221
ROCHSHP781	207	ROHGHOCSHC661DH	226	ROHHOCSHC781DH	227	ROHOSH901DH(A/D)(N/F)	221
ROCHSHP841	207	ROHGHOCSHC721DH	226	ROHHOCSHC841DH	227	ROHOSH961DH(A/D)(N/F)	221
ROCHSHP901	207	ROHGHOCSHC781DH	226	ROHHOCSHC901DH	227	ROHWTF160	362
ROCHSHP961	207	ROHGHOCSHC841DH	226	ROHHOCSHC961DH	227	ROHWTF166	362
ROCOCDHP301	218	ROHGHOCSHC901DH	226	ROHHODHC601DH	231	ROHWTF172	362
ROCOCDHP361	218	ROHGHOCSHC961DH	226	ROHHODHC661DH	231	ROHWTF178	362
ROCOCDHP421	218	ROHGHOCDHC601DH	230	ROHHODHC721DH	231	ROHWTF184	362
ROCOCDHP481	218	ROHGHOCDHC661DH	230	ROHHODHC781DH	231	ROHWTF190	362
ROCOCDHP541	218	ROHGHOCDHC721DH	230	ROHHODHC841DH	231	ROHWTF196	362
ROCOCDHP601	218	ROHGHOCDHC781DH	230	ROHHODHC901DH	231	ROMCGDHP301	213
ROCOCDHP661	218	ROHGHOCDHC841DH	230	ROHHODHC961DH	231	ROMCGDHP361	213
ROCOCDHP721	218	ROHGHOCDHC901DH	230	ROHHOSHC601DH	227	ROMCGDHP421	213
ROCOCDHP781	218	ROHGHOCDHC961DH	230	ROHHOSHC661DH	227	ROMCGDHP481	213
ROCOCDHP841	218	ROHGHOCSHC601DH	226	ROHHOSHC721DH	227	ROMCGDHP541	213
ROCOCDHP901	218	ROHGHOCSHC661DH	226	ROHHOSHC781DH	227	ROMCGDHP601	213
ROCOCDHP961	218	ROHGHOCSHC721DH	226	ROHHOSHC841DH	227	ROMCGDHP661	213
ROCOCSHP301	206	ROHGHOCSHC781DH	226	ROHHOSHC901DH	227	ROMCGDHP721	213
ROCOCSHP361	206	ROHGHOCSHC841DH	226	ROHHOSHC961DH	227	ROMCGDHP781	213
ROCOCSHP421	206	ROHGHOCSHC901DH	226	ROHSHC601DH	224	ROMCGDHP841	213
ROCOCSHP481	206	ROHGHOCSHC961DH	226	ROHSHC661DH	224	ROMCGDHP901	213
ROCOCSHP541	206	ROHGSHC601DH	225	ROHSHC721DH	224	ROMCGDHP961	213
ROCOCSHP601	206	ROHGSHC661DH	225	ROHSHC781DH	224	ROMCGSHP301	201
ROCOCSHP661	206	ROHGSHC721DH	225	ROHSHC841DH	224	ROMCGSHP361	201
ROCOCSHP721	206	ROHGSHC781DH	225	ROHSHC901DH	224	ROMCGSHP421	201
ROCOCSHP781	206	ROHGSHC841DH	225	ROHSHC961DH	224	ROMCGSHP481	201

<i>pattern no.</i>	<i>page</i>	<i>pattern no.</i>	<i>page</i>	<i>pattern no.</i>	<i>page</i>	<i>pattern no.</i>	<i>page</i>
ROMCGSHP541	201	ROMDHWTF142RL	357	ROMGHDHP421	212	ROMHCSHP481	202
ROMCGSHP601	201	ROMDHWTF142RN	358	ROMGHDHP481	212	ROMHCSHP541	202
ROMCGSHP661	201	ROMDHWTF142RR	358	ROMGHDHP541	212	ROMHCSHP601	202
ROMCGSHP721	201	ROMDHWTF148RB	357	ROMGHDHP601	212	ROMHCSHP661	202
ROMCGSHP781	201	ROMDHWTF148RL	357	ROMGHDHP661	212	ROMHCSHP721	202
ROMCGSHP841	201	ROMDHWTF148RN	358	ROMGHDHP721	212	ROMHCSHP781	202
ROMCGSHP901	201	ROMDHWTF148RR	358	ROMGHDHP781	212	ROMHCSHP841	202
ROMCGSHP961	201	ROMDHWTF154RB	357	ROMGHDHP841	212	ROMHCSHP901	202
ROMDHMTF130RB	355	ROMDHWTF154RL	357	ROMGHDHP901	212	ROMHCSHP961	202
ROMDHMTF130RL	355	ROMDHWTF154RN	358	ROMGHDHP961	212	ROMHDHP301	211
ROMDHMTF130RN	356	ROMDHWTF154RR	358	ROMGHODHP601	215	ROMHDHP361	211
ROMDHMTF130RR	356	ROMDHWTF160RB	357	ROMGHODHP661	215	ROMHDHP421	211
ROMDHMTF136RB	355	ROMDHWTF160RL	357	ROMGHODHP721	215	ROMHDHP481	211
ROMDHMTF136RL	355	ROMDHWTF160RN	358	ROMGHODHP781	215	ROMHDHP541	211
ROMDHMTF136RN	356	ROMDHWTF160RR	358	ROMGHODHP841	215	ROMHDHP601	211
ROMDHMTF136RR	356	ROMDHWTF166RB	357	ROMGHODHP901	215	ROMHDHP661	211
ROMDHMTF142RB	355	ROMDHWTF166RL	357	ROMGHODHP961	215	ROMHDHP721	211
ROMDHMTF142RL	355	ROMDHWTF166RN	358	ROMGHOCSHP601	205	ROMHDHP781	211
ROMDHMTF142RN	356	ROMDHWTF166RR	358	ROMGHOCSHP661	205	ROMHDHP841	211
ROMDHMTF142RR	356	ROMDHWTF172RB	357	ROMGHOCSHP721	205	ROMHDHP901	211
ROMDHMTF148RB	355	ROMDHWTF172RL	357	ROMGHOCSHP781	205	ROMHDHP961	211
ROMDHMTF148RL	355	ROMDHWTF172RN	358	ROMGHOCSHP841	205	ROMHODHP601	214
ROMDHMTF148RN	356	ROMDHWTF172RR	358	ROMGHOCSHP901	205	ROMHODHP661	214
ROMDHMTF148RR	356	ROMDHWTF178RB	357	ROMGHOCSHP961	205	ROMHODHP721	214
ROMDHMTF154RB	355	ROMDHWTF178RL	357	ROMGHODHP601	215	ROMHODHP781	214
ROMDHMTF154RL	355	ROMDHWTF178RN	358	ROMGHODHP661	215	ROMHODHP841	214
ROMDHMTF154RN	356	ROMDHWTF178RR	358	ROMGHODHP721	215	ROMHODHP901	214
ROMDHMTF154RR	356	ROMDHWTF184RB	357	ROMGHODHP781	215	ROMHODHP961	214
ROMDHMTF160RB	355	ROMDHWTF184RL	357	ROMGHODHP841	215	ROMHOCSDHP601	204
ROMDHMTF160RL	355	ROMDHWTF184RN	358	ROMGHODHP901	215	ROMHOCSDHP661	204
ROMDHMTF160RN	356	ROMDHWTF184RR	358	ROMGHODHP961	215	ROMHOCSDHP721	204
ROMDHMTF160RR	356	ROMDHWTF190RB	357	ROMGHOSHHP601	205	ROMHOCSDHP781	204
ROMDHMTF166RB	355	ROMDHWTF190RL	357	ROMGHOSHHP661	205	ROMHOCSDHP841	204
ROMDHMTF166RL	355	ROMDHWTF190RN	358	ROMGHOSHHP721	205	ROMHOCSDHP901	204
ROMDHMTF166RN	356	ROMDHWTF190RR	358	ROMGHOSHHP781	205	ROMHOCSDHP961	204
ROMDHMTF166RR	356	ROMDHWTF196RB	357	ROMGHOSHHP841	205	ROMHODHP601	214
ROMDHMTF172RB	355	ROMDHWTF196RL	357	ROMGHOSHHP901	205	ROMHODHP661	214
ROMDHMTF172RL	355	ROMDHWTF196RN	358	ROMGHOSHHP961	205	ROMHODHP721	214
ROMDHMTF172RN	356	ROMDHWTF196RR	358	ROMGHSHP301	203	ROMHODHP781	214
ROMDHMTF172RR	356	ROMGHCDHP301	212	ROMGHSHP361	203	ROMHODHP841	214
ROMDHMTF178RB	355	ROMGHCDHP361	212	ROMGHSHP421	203	ROMHODHP901	214
ROMDHMTF178RL	355	ROMGHCDHP421	212	ROMGHSHP481	203	ROMHODHP961	214
ROMDHMTF178RN	356	ROMGHCDHP481	212	ROMGHSHP541	203	ROMHOSHHP601	204
ROMDHMTF178RR	356	ROMGHCDHP541	212	ROMGHSHP601	203	ROMHOSHHP661	204
ROMDHMTF184RB	355	ROMGHCDHP601	212	ROMGHSHP661	203	ROMHOSHHP721	204
ROMDHMTF184RL	355	ROMGHCDHP661	212	ROMGHSHP721	203	ROMHOSHHP781	204
ROMDHMTF184RN	356	ROMGHCDHP721	212	ROMGHSHP781	203	ROMHOSHHP841	204
ROMDHMTF184RR	356	ROMGHCDHP781	212	ROMGHSHP841	203	ROMHOSHHP901	204
ROMDHMTF190RB	355	ROMGHCDHP841	212	ROMGHSHP901	203	ROMHOSHHP961	204
ROMDHMTF190RL	355	ROMGHCDHP901	212	ROMGHSHP961	203	ROMHSHP301	202
ROMDHMTF190RN	356	ROMGHCDHP961	212	ROMHCDHP301	211	ROMHSHP361	202
ROMDHMTF190RR	356	ROMGHCSHP301	203	ROMHCDHP361	211	ROMHSHP421	202
ROMDHMTF196RB	355	ROMGHCSHP361	203	ROMHCDHP421	211	ROMHSHP481	202
ROMDHMTF196RL	355	ROMGHCSHP421	203	ROMHCDHP481	211	ROMHSHP541	202
ROMDHMTF196RN	356	ROMGHCSHP481	203	ROMHCDHP541	211	ROMHSHP601	202
ROMDHMTF196RR	356	ROMGHCSHP541	203	ROMHCDHP601	211	ROMHSHP661	202
ROMDHWTF130RB	357	ROMGHCSHP601	203	ROMHCDHP661	211	ROMHSHP721	202
ROMDHWTF130RL	357	ROMGHCSHP661	203	ROMHCDHP721	211	ROMHSHP781	202
ROMDHWTF130RN	358	ROMGHCSHP721	203	ROMHCDHP781	211	ROMHSHP841	202
ROMDHWTF130RR	358	ROMGHCSHP781	203	ROMHCDHP841	211	ROMHSHP901	202
ROMDHWTF136RB	357	ROMGHCSHP841	203	ROMHCDHP901	211	ROMHSHP961	202
ROMDHWTF136RL	357	ROMGHCSHP901	203	ROMHCDHP961	211	ROMOCDHP301	213
ROMDHWTF136RN	358	ROMGHCSHP961	203	ROMHCSHP301	202	ROMOCDHP361	213
ROMDHWTF136RR	358	ROMGHODHP301	212	ROMHCSHP361	202	ROMOCDHP421	213
ROMDHWTF142RB	357	ROMGHODHP361	212	ROMHCSHP421	202	ROMOCDHP481	213

<i>pattern no.</i>	<i>page</i>	<i>pattern no.</i>	<i>page</i>	<i>pattern no.</i>	<i>page</i>	<i>pattern no.</i>	<i>page</i>
ROMODHP541	213	RP302K	105, 107	RPDHC60MF	115	RPSH241W	114
ROMODHP601	213	RP302L	109, 110	RPDHC66MF	115	RPSH242L(L/R)	114
ROMODHP661	213	RP302M	109, 110	RPDHC72MF	115	RPSH242W	114
ROMODHP721	213	RP302N	105, 107	RPDHC78MF	115	RPSHBF6	115
ROMODHP781	213	RP302R	96, 98	RPDHC84MF	115	RPSHC78MF	115
ROMODHP841	213	RP302S	97, 99	RPDHC90MF	115	RPSHC84MF	115
ROMODHP901	213	RP302T	97, 99	RPDHC96MF	115	RPTDCFM8430	57
ROMODHP961	213	RP361A	102	RPDHH301A	111	RPTDCFM9630	57
ROMOCSHP301	201	RP361E(L/R)	103	RPDHH302A	111	RPTDEFM(L/R)3620	52
ROMOCSHP361	201	RP361G	96, 98	RPDHH361A	111	RPTDEFM(L/R)3624	52
ROMOCSHP421	201	RP361H	100, 101	RPDHH362A	111	RPTDEFM(L/R)3630	53
ROMOCSHP481	201	RP361J	105, 107	RPECC10	398	RPTDEFM(L/R)3636	53
ROMOCSHP541	201	RP361K	105, 107	RPEDK1	397	RPTDEFM(L/R)4220	52
ROMOCSHP601	201	RP361L	109, 110	RPEDK2	397	RPTDEFM(L/R)4224	52
ROMOCSHP661	201	RP361M	109, 110	RPEHC	397	RPTDEFM(L/R)4230	53
ROMOCSHP721	201	RP361N	105, 107	RPEJ12	398	RPTDEFM(L/R)4236	53
ROMOCSHP781	201	RP361R	96, 98	RPEJ24	398	RPTDEFM(L/R)4820	52
ROMOCSHP841	201	RP361S	97, 99	RPEJ36	398	RPTDEFM(L/R)4824	52
ROMOCSHP901	201	RP361T	97, 99	RPEJ48	398	RPTDEFM(L/R)4830	53
ROMOCSHP961	201	RP362A	102	RPEJ60	398	RPTDEFM(L/R)4836	53
ROSDH821	220	RP362E(L/R)	103	RPEJ72	398	RPTDEFM(L/R)5420	52
ROSSH681	220	RP362G	96, 98	RPEJ84	398	RPTDEFM(L/R)5424	52
RP161J	105, 107	RP362H	100, 101	RPEJ96	398	RPTDEFM(L/R)5430	53
RP161K	105, 107	RP362J	105, 107	RPEPE10	397	RPTDEFM(L/R)5436	53
RP161L(L/R)	109, 110	RP362K	105, 107	RPEPE10SF	397	RPTDEFM(L/R)6020	52
RP161M	109, 110	RP362L	109, 110	RPEPE5	397	RPTDEFM(L/R)6024	52
RP161R	96, 98	RP362M	109, 110	RPEPE5SF	397	RPTDEFM(L/R)6030	53
RP162J	105, 107	RP362N	105, 107	RPER2RC	398	RPTDEFM(L/R)6036	53
RP162K	105, 107	RP362R	96, 98	RPETAD	352	RPTDEFM(L/R)6620	52
RP162L(L/R)	109, 110	RP362S	97, 99	RPETRAY3C	352	RPTDEFM(L/R)6624	52
RP162M	109, 110	RP362T	97, 99	RPETRAY3N	352	RPTDEFM(L/R)6630	53
RP162R	96, 98	RPAD	338	RPF6C	115	RPTDEFM(L/R)6636	53
RP163J	105, 107	RPADKIT	338	RPH301A	102	RPTDEFM(L/R)7220	52
RP163K	105, 107	RPADSS	352	RPH302A	102	RPTDEFM(L/R)7224	52
RP163L(L/R)	109, 110	RPAHFB16	352	RPH361A	102	RPTDEFM(L/R)7230	53
RP163M	109, 110	RPAHFB30	352	RPH362A	102	RPTDEFM(L/R)7236	53
RP191J	106, 108	RPAHFB36	352	RPL2	87	RPTDEFM(L/R)7820	52
RP191K	106, 108	RPAHFM162	352	RPMTRAY	352	RPTDEFM(L/R)7824	52
RP191R	96, 98	RPAHFM30	352	RPOFL1202	86	RPTDEFM(L/R)7830	53
RP192J	106, 108	RPAHFM36	352	RPOFL1242	86	RPTDEFM(L/R)7836	53
RP192K	106, 108	RPAPT	352	RPOFL1302	86	RPTDEFM(L/R)8420	52
RP192R	96, 98	RPCB16	115	RPOFL1362	86	RPTDEFM(L/R)8424	52
RP193J	106, 108	RPCB19	115	RPOFL260202	86	RPTDEFM(L/R)8430	53
RP193K	106, 108	RPCB30	115	RPOFL260242	86	RPTDEFM(L/R)8436	53
RP241L(L/R)	112	RPCB36	115	RPOFL260262	86	RPTDEPC(L/R)6020	50
RP241W	112	RPCG	339	RPOFL260302	86	RPTDEPC(L/R)6024	50
RP242L(L/R)	112	RPCST	339	RPOFL266202	86	RPTDEPC(L/R)6030	50
RP242W	112	RPD11	354	RPOFL266242	86	RPTDEPC(L/R)6036	50
RP301A	102	RPD14	354	RPOFL266262	86	RPTDEPC(L/R)6620	50
RP301E(L/R)	103	RPDH301A	111	RPOFL266302	86	RPTDEPC(L/R)6624	50
RP301G	96, 98	RPDH301E(L/R)	113	RPOFL272202	86	RPTDEPC(L/R)6630	50
RP301H	100, 101	RPDH302A	111	RPOFL272242	86	RPTDEPC(L/R)6636	50
RP301J	105, 107	RPDH302E(L/R)	113	RPOFL272262	86	RPTDEPC(L/R)7220	50
RP301K	105, 107	RPDH361A	111	RPOFL272302	86	RPTDEPC(L/R)7224	50
RP301L	109, 110	RPDH361E(L/R)	113	RPOFL278202	86	RPTDEPC(L/R)7230	50
RP301M	109, 110	RPDH362A	111	RPOFL278242	86	RPTDEPC(L/R)7236	50
RP301N	105, 107	RPDH362E(L/R)	113	RPOFL278262	86	RPTDEPC(L/R)7820	50
RP301R	96, 98	RPDHB16	115	RPOFL278302	86	RPTDEPC(L/R)7824	50
RP301S	97, 99	RPDHB19	115	RPOFL284202	86	RPTDEPC(L/R)7830	50
RP301T	97, 99	RPDHB30	115	RPOFL284242	86	RPTDEPC(L/R)7836	50
RP302A	102	RPDHB36	115	RPOFL284262	86	RPTDEPC(L/R)8420	50
RP302E(L/R)	103	RPDHB6	115	RPOFL284302	86	RPTDEPC(L/R)8424	50
RP302G	96, 98	RPDHC42MF	115	RPRL2	87	RPTDEPC(L/R)8430	50
RP302H	100, 101	RPDHC48MF	115	RPS2	87	RPTDEPC(L/R)8436	50
RP302J	105, 107	RPDHC54MF	115	RPSH241L(L/R)	114	RPTDEST(L/R)6020	51

<i>pattern no.</i>	<i>page</i>	<i>pattern no.</i>	<i>page</i>	<i>pattern no.</i>	<i>page</i>	<i>pattern no.</i>	<i>page</i>
RPTDSFM(L/R)5424	44	RPULLSMPF	365	RROM2WSD90	238	RSD543	21
RPTDSFM(L/R)5430	45	RPULLSMPG	365	RROMGSD108GB	236	RSD601	20
RPTDSFM(L/R)5436	45	RPULLSMPH	365	RROMGSD108GN	235	RSD602	20
RPTDSFM(L/R)6020	44	RPULLSMPJ	366	RROMGSD60GL	235	RSD603	21
RPTDSFM(L/R)6024	44	RPULLSMPR	365	RROMGSD60GR	235	RSD604	21
RPTDSFM(L/R)6030	45	RPULLSMP S	366	RROMGSD72GL	235	RSD661	20
RPTDSFM(L/R)6036	45	RPULLSMP T	365	RROMGSD72GR	235	RSD662	20
RPTDSFM(L/R)6620	44	RR3MP4	364	RROMGSD90GB	236	RSD663	21
RPTDSFM(L/R)6624	44	RR3MP6	364	RROMGSD90GN	235	RSD664	21
RPTDSFM(L/R)6630	45	RRBRD2712	364	RROMGSDL60GB	236	RSD721	20
RPTDSFM(L/R)6636	45	RRLCFDC20108	116	RROMGSDL72GB	236	RSD722	20
RPTDSFM(L/R)7220	44	RRLCFDC2090	116	RROMGSDR60GB	236	RSD723	21
RPTDSFM(L/R)7224	44	RRLCFDC20108	116	RROMGSDR72GB	236	RSD724	21
RPTDSFM(L/R)7230	45	RRLCFDC2090	116	RROMOS108GB	239	RSD781	20
RPTDSFM(L/R)7236	45	RRLCFDCL2060	116	RROMOS108GN	239	RSD782	20
RPTDSFM(L/R)7820	44	RRLCFDCL2072	116	RROMOS60GB	239	RSD783	21
RPTDSFM(L/R)7824	44	RRLCFDCR2060	116	RROMOS60GL	239	RSD841	20
RPTDSFM(L/R)7830	45	RRLCFDCR2072	116	RROMOS60GR	239	RSD842	20
RPTDSFM(L/R)7836	45	RRLCO20108	117	RROMOS72GB	239	RSD843	21
RPTDSFM(L/R)8420	44	RRLCO2060	117	RROMOS72GL	239	RSD901	20
RPTDSFM(L/R)8424	44	RRLCO2072	117	RROMOS72GR	239	RSD902	20
RPTDSFM(L/R)8430	45	RRLCO2090	117	RROMOS90GB	239	RSD903	21
RPTDSFM(L/R)8436	45	RRLCSGD20108	118	RROMOS90GN	239	RSD961	20
RPTDSFM(L/R)6020	42	RRLCSGD2090	118	RROMWSD108GB	237	RSD962	20
RPTDSFM(L/R)6024	42	RRLCSGDL2060	118	RROMWSD108GN	237	RSD963	21
RPTDSFM(L/R)6030	42	RRLCSGDL2072	118	RROMWSD60GL	237	RSDHC	85
RPTDSFM(L/R)6036	42	RRLCSGDR2060	118	RROMWSD60GR	237	RSDHC254	85
RPTDSFM(L/R)6620	42	RRLCSGDR2072	118	RROMWSD72GL	237	RSDHC3	88
RPTDSFM(L/R)6624	42	RRLCSWD20108	119	RROMWSD72GR	237	RSDHC304	85
RPTDSFM(L/R)6630	42	RRLCSWD2090	119	RROMWSD90GB	237	RSDHC4	85
RPTDSFM(L/R)6636	42	RRLCSWDL2060	119	RROMWSD90GN	237	RSDHC404	85
RPTDSFM(L/R)7220	42	RRLCSWDL2072	119	RROMWSDL60GB	238	RSDHCC4	85
RPTDSFM(L/R)7224	42	RRLCSWDR2060	119	RROMWSDL72GB	238	RSDHD1428	88, 89
RPTDSFM(L/R)7230	42	RRLCSWDR2072	119	RROMWSDR60GB	238	RSDHD1828	88, 89
RPTDSFM(L/R)7236	42	RRMC3010	241	RROMWSDR72GB	238	RSDHD2028	88, 89
RPTDSFM(L/R)7820	42	RRMC3610	241	RSAMP1616	364	RSDHD2428	88, 89
RPTDSFM(L/R)7824	42	RRMC6010	241	RSBWH20	80	RSDHD3028	88, 89
RPTDSFM(L/R)7830	42	RRMC7210	241	RSBWH24	80	RSDHL12	89
RPTDSFM(L/R)7836	42	RRML108	240	RSBWH30	80	RSDHL15	89
RPTDSFM(L/R)8420	42	RRML60	240	RSBWH36	80	RSDHL20	89
RPTDSFM(L/R)8424	42	RRML72	240	RSBWH42	80	RSDHL24	89
RPTDSFM(L/R)8430	42	RRML90	240	RSBWH48	80	RSDHL30	89
RPTDSFM(L/R)8436	42	RROC2GSD108	232	RSD1021	20	RSDHL36	89
RPTDSFM(L/R)6020	43	RROC2GSD90	232	RSD1022	20	RSDHL42	89
RPTDSFM(L/R)6024	43	RROC2WSD108	233	RSD1023	21	RSDHL48	89
RPTDSFM(L/R)6030	43	RROC2WSD90	233	RSD1081	20	RSDHT1	89
RPTDSFM(L/R)6036	43	RROCGSD108GB	232	RSD1082	20	RSDHT2	89
RPTDSFM(L/R)6620	43	RROCGSD90GB	232	RSD1083	21	RSDHT3	89
RPTDSFM(L/R)6624	43	RROCGSDL60GB	232	RSD241	20	RSDHT4	89
RPTDSFM(L/R)6630	43	RROCGSDL72GB	232	RSD242	20	RSDHT5	89
RPTDSFM(L/R)6636	43	RROCGSDR60GB	232	RSD243	21	RSDHT6	89
RPTDSFM(L/R)7220	43	RROCGSDR72GB	232	RSD301	20	RSDR30	360
RPTDSFM(L/R)7224	43	RROCOS108GB	234	RSD302	20	RSDR36	360
RPTDSFM(L/R)7230	43	RROCOS60GB	234	RSD303	21	RSDR361(H/V)	199
RPTDSFM(L/R)7236	43	RROCOS72GB	234	RSD361	20	RSDR361(H/V)	23
RPTDSFM(L/R)7820	43	RROCOS90GB	234	RSD362	20	RSDR362(H/V)	199
RPTDSFM(L/R)7824	43	RROCWSD108GB	233	RSD363	21	RSDR362(H/V)	23
RPTDSFM(L/R)7830	43	RROCWSD90GB	233	RSD421	20	RSDR42	360
RPTDSFM(L/R)7836	43	RROCWSDL60GB	233	RSD422	20	RSDR421(H/V)	199
RPTDSFM(L/R)8420	43	RROCWSDL72GB	233	RSD423	21	RSDR421(H/V)	23
RPTDSFM(L/R)8424	43	RROCWSDR60GB	233	RSD481	20	RSDR422(H/V)	199
RPTDSFM(L/R)8430	43	RROCWSDR72GB	233	RSD482	20	RSDR422(H/V)	23
RPTDSFM(L/R)8436	43	RROM2GSD108	236	RSD483	21	RSDR48	360
RPULLSMP C	366	RROM2GSD90	236	RSD541	20	RSDR481(H/V)	199
RPULLSMP D	366	RROM2WSD108	238	RSD542	20	RSDR481(H/V)	23

<i>pattern no.</i>	<i>page</i>	<i>pattern no.</i>	<i>page</i>	<i>pattern no.</i>	<i>page</i>	<i>pattern no.</i>	<i>page</i>
RSDR482(H/V)	199	RSTDCST(L/R)8430	55	RTM296482	68	RTPNM60H5	303, 304
RSDR482(H/V)	23	RSTDCST(L/R)8436	55	RTM472362	69	RTPNM60H6	308
RSDR54	360	RSTRLE362	70	RTM472422	69	RTPNM66H1	283, 284
RSDR541(H/V)	199	RSTRLE363	75	RTM472482	69	RTPNM66H2	288, 289
RSDR541(H/V)	23	RSTRLE422	70	RTM478362	69	RTPNM66H3	293, 294
RSDR542(H/V)	199	RSTRLE423	75	RTM478422	69	RTPNM66H4	298, 299
RSDR542(H/V)	23	RSTRSE362	72	RTM478482	69	RTPNM66H5	303, 304
RSDR60	360	RSTRSE363	77	RTM484362	69	RTPNM66H6	308
RSDR601(H/V)	199	RSTRSE422	72	RTM484422	69	RTPNM72H1	283, 284
RSDR601(H/V)	23	RSTRSE423	77	RTM484482	69	RTPNM72H2	288, 289
RSDR602(H/V)	199	RSTRWE362	71	RTM490362	69	RTPNM72H3	293, 294
RSDR602(H/V)	23	RSTRWE363	76	RTM490422	69	RTPNM72H4	298, 299
RSDR66	360	RSTRWE422	71	RTM490482	69	RTPNM72H5	303, 304
RSDR661(H/V)	199	RSTRWE423	76	RTM496362	69	RTPNM72H6	308
RSDR661(H/V)	23	RSTSLE362	70	RTM496422	69	RTPNM78H1	283, 284
RSDR662(H/V)	199	RSTSLE363	75	RTM496482	69	RTPNM78H2	288, 289
RSDR662(H/V)	23	RSTSLE422	70	RTNDC364	67	RTPNM78H3	293, 294
RSDR72	360	RSTSLE423	75	RTNDC422	66	RTPNM78H4	298, 299
RSDR721(H/V)	199	RSTSSE362	72	RTNDC424	67	RTPNM78H5	303, 304
RSDR721(H/V)	23	RSTSSE363	77	RTNDC482	66	RTPNM78H6	308
RSDR722(H/V)	199	RSTSSE422	72	RTNDC484	67	RTPNM84H1	283, 284
RSDR722(H/V)	23	RSTSSE423	77	RTOP1	364	RTPNM84H2	288, 289
RSDR78	360	RSTSWE362	71	RTOP2	364	RTPNM84H3	293, 294
RSDR84	360	RSTSWE363	76	RTPNM30H1	283, 284	RTPNM84H4	298, 299
RSDR90	360	RSTSWE422	71	RTPNM30H2	288, 289	RTPNM84H5	303, 304
RSDR96	360	RSTSWE423	76	RTPNM30H3	293, 294	RTPNM84H6	308
RSEDH1(L/R)	83	RSTTLE30482	70	RTPNM30H4	298, 299	RTPNM90H1	283, 284
RSEDH2(L/R)	83	RSTTLE30483	75	RTPNM30H5	303, 304	RTPNM90H2	288, 289
RSEDH3(L/R)	83	RSTTLE36542	70	RTPNM30H6	308, 309	RTPNM90H3	293, 294
RSEDH4(L/R)	83	RSTTLE36543	75	RTPNM30H7	313	RTPNM90H4	298, 299
RSEDH5(L/R)	83	RSTTSE30482	72	RTPNM30H8	317	RTPNM90H5	303, 304
RSEDH6(L/R)	83	RSTTSE30483	77	RTPNM36H1	283, 284	RTPNM90H6	308
RST	339	RSTTSE36542	72	RTPNM36H2	288, 289	RTPNM96H1	283, 284
RSTDCFM(L/R)4830	56	RSTTSE36543	77	RTPNM36H3	293, 294	RTPNM96H2	288, 289
RSTDCFM(L/R)4836	56	RSTTWE30482	71	RTPNM36H4	298, 299	RTPNM96H3	293, 294
RSTDCFM(L/R)5430	56	RSTTWE30483	76	RTPNM36H5	303, 304	RTPNM96H4	298, 299
RSTDCFM(L/R)5436	56	RSTTWE36542	71	RTPNM36H6	308, 309	RTPNM96H5	303, 304
RSTDCFM(L/R)6030	56	RSTTWE36543	76	RTPNM36H7	313	RTPNM96H6	308
RSTDCFM(L/R)6036	56	RTLT5E19S	359	RTPNM36H8	317	RTPRS30H1	285, 286, 287
RSTDCFM(L/R)6630	56	RTLT5E25A	359	RTPNM42H1	283, 284	RTPRS30H2	290, 291, 292
RSTDCFM(L/R)6636	56	RTLT5E25S	359	RTPNM42H2	288, 289	RTPRS30H3	295, 296, 297
RSTDCFM(L/R)7230	56	RTLT5E37A	359	RTPNM42H3	293, 294	RTPRS30H4	300, 301, 302
RSTDCFM(L/R)7236	56	RTLT5E37S	359	RTPNM42H4	298, 299	RTPRS30H5	305, 306, 307
RSTDCFM(L/R)7830	56	RTLT5E49A	359	RTPNM42H5	303, 304	RTPRS30H6	310, 311, 312
RSTDCFM(L/R)7836	56	RTLT5E49S	359	RTPNM42H6	308, 309	RTPRS30H7	314, 315, 316
RSTDCFM(L/R)8430	56	RTLT5E61A	359	RTPNM42H7	313	RTPRS30H8	318, 319, 320
RSTDCFM(L/R)8436	56	RTLT5E61S	359	RTPNM42H8	317	RTPRS36H1	285, 286, 287
RSTDCPC(L/R)6030	54	RTLT5E73A	359	RTPNM48H1	283, 284	RTPRS36H2	290, 291, 292
RSTDCPC(L/R)6036	54	RTLT5E73S	359	RTPNM48H2	288, 289	RTPRS36H3	295, 296, 297
RSTDCPC(L/R)6630	54	RTLT5E85A	359	RTPNM48H3	293, 294	RTPRS36H4	300, 301, 302
RSTDCPC(L/R)6636	54	RTLT5E85S	359	RTPNM48H4	298, 299	RTPRS36H5	305, 306, 307
RSTDCPC(L/R)7230	54	RTM272362	68	RTPNM48H5	303, 304	RTPRS36H6	310, 311, 312
RSTDCPC(L/R)7236	54	RTM272422	68	RTPNM48H6	308, 309	RTPRS36H7	314, 315, 316
RSTDCPC(L/R)7830	54	RTM272482	68	RTPNM48H7	313	RTPRS36H8	318, 319, 320
RSTDCPC(L/R)7836	54	RTM278362	68	RTPNM48H8	317	RTPRS42H1	285, 286, 287
RSTDCPC(L/R)8430	54	RTM278422	68	RTPNM54H1	283, 284	RTPRS42H2	290, 291, 292
RSTDCPC(L/R)8436	54	RTM278482	68	RTPNM54H2	288, 289	RTPRS42H3	295, 296, 297
RSTDCST(L/R)6030	55	RTM284362	68	RTPNM54H3	293, 294	RTPRS42H4	300, 301, 302
RSTDCST(L/R)6036	55	RTM284422	68	RTPNM54H4	298, 299	RTPRS42H5	305, 306, 307
RSTDCST(L/R)6630	55	RTM284482	68	RTPNM54H5	303, 304	RTPRS42H6	310, 311, 312
RSTDCST(L/R)6636	55	RTM290362	68	RTPNM54H6	308	RTPRS42H7	314, 315, 316
RSTDCST(L/R)7230	55	RTM290422	68	RTPNM60H1	283, 284	RTPRS42H8	318, 319, 320
RSTDCST(L/R)7236	55	RTM290482	68	RTPNM60H2	288, 289	RTPRS48H1	285, 286, 287
RSTDCST(L/R)7830	55	RTM296362	68	RTPNM60H3	293, 294	RTPRS48H2	290, 291, 292
RSTDCST(L/R)7836	55	RTM296422	68	RTPNM60H4	298, 299	RTPRS48H3	295, 296, 297

<i>pattern no.</i>	<i>page</i>	<i>pattern no.</i>	<i>page</i>	<i>pattern no.</i>	<i>page</i>	<i>pattern no.</i>	<i>page</i>
RTPRS48H4	300, 301, 302	RTRDC96482	66	RWHDHTB42H3	323	RWMT3912R	351
RTPRS48H5	305, 306, 307	RTRDL48302	63	RWHDHTB42H4	324	RWMT3912U	351
RTPRS48H6	310, 311, 312	RTRDL60302	63	RWHDHTB42H5	325	RWMV24	349
RTPRS48H7	314, 315, 316	RTRDL72302	63	RWHDHTB4826	359	RWMVF	350
RTPRS48H8	318, 319, 320	RTRDL72362	63	RWHDHTB48H1	321	RWMVH24	349
RTPRS54H1	285, 286, 287	RTRDOF60242	61	RWHDHTB48H2	322	RWMVH30	349
RTPRS54H2	290, 291, 292	RTRDOF60302	61	RWHDHTB48H3	323	RWMVH36	349
RTPRS54H3	295, 296, 297	RTRDOF60362	61	RWHDHTB48H4	324	RWMWT24	349
RTPRS54H4	300, 301, 302	RTRDOF66242	61	RWHDHTB48H5	325	RWMWT30	349
RTPRS54H5	305, 306, 307	RTRDOF66302	61	RWHDHTB54H1	321	RWMWT36	349
RTPRS54H6	310, 311, 312	RTRDOF66362	61	RWHDHTB54H2	322	RWRB	353
RTPRS54H7	314, 316	RTRDOF72242	61	RWHDHTB54H3	323	YPSB2024	329
RTPRS54H8	318, 320	RTRDOF72302	61	RWHDHTB54H4	324	YPSB2024F	327
RTPRS60H1	285, 286, 287	RTRDOF72362	61	RWHDHTB54H5	325	YPSB2027	329
RTPRS60H2	290, 291, 292	RTRDOF78242	61	RWHDHTB60H1	321	YPSB2027F	327
RTPRS60H3	295, 296, 297	RTRDOF78302	61	RWHDHTB60H2	322	YPSB2030	329
RTPRS60H4	300, 301, 302	RTRDOF78362	61	RWHDHTB60H3	323	YPSB2030F	327
RTPRS60H5	305, 306, 307	RTRDOF84242	61	RWHDHTB60H4	324	YPSB2036	329
RTPRS60H6	310, 311, 312	RTRDOF84302	61	RWHDHTB60H5	325	YPSB2036F	327
RTPRS60H7	314, 316	RTRDOF84362	61	RWHDHTB66H1	321	YPSB2042	329
RTPRS60H8	318, 320	RTRDRL48302	64	RWHDHTB66H2	322	YPSB2042F	327
RTPRS66H1	285, 286, 287	RTRDRL60302	64	RWHDHTB66H3	323	YPSB2048	329
RTPRS66H2	290, 291, 292	RTRDRL72302	64	RWHDHTB66H4	324	YPSB2048F	327
RTPRS66H3	295, 296, 297	RTRDRL72362	64	RWHDHTB66H5	325	YPSB2054	329
RTPRS66H4	300, 301, 302	RTRDS48302	65	RWHDHTB72H1	321	YPSB2054F	327
RTPRS66H5	305, 306, 307	RTRDS60302	65	RWHDHTB72H2	322	YPSB2060	329
RTPRS66H6	310, 311, 312	RTRDS72302	65	RWHDHTB72H3	323	YPSB2060F	327
RTPRS66H8	318	RTRDS72362	65	RWHDHTB72H4	324	YPSB2066	329
RTPRS72H1	285, 286, 287	RTSDC362	66	RWHDHTB72H5	325	YPSB2066FRR	327
RTPRS72H2	290, 291, 292	RTSDC422	66	RWHDHTB78H1	321	YPSB2072	329
RTPRS72H3	295, 296, 297	RTSDC42424	67	RWHDHTB78H2	322	YPSB2072FRR	327
RTPRS72H4	300, 301, 302	RTSDC482	66	RWHDHTB78H3	323	YPSB2624	330
RTPRS72H5	305, 306, 307	RTSDC48484	67	RWHDHTB78H4	324	YPSB2624F	328
RTPRS72H6	310, 312	RTSDL42422	63	RWHDHTB78H5	325	YPSB2627	330
RTPRS72H8	318	RTSDL48482	63	RWHDHTB84H1	321	YPSB2627F	328
RTPRS78H1	287	RTSDRL42422	64	RWHDHTB84H2	322	YPSB2630	330
RTPRS78H2	292	RTSDRL48482	64	RWHDHTB84H3	323	YPSB2630F	328
RTPRS78H3	297	RTSDS42422	65	RWHDHTB84H4	324	YPSB2636	330
RTPRS78H4	302	RTSDS48482	65	RWHDHTB84H5	325	YPSB2636F	328
RTPRS78H5	307	RTSF14	363	RWHDHTB90H1	321	YPSB2642	330
RTPRS78H6	312	RTSF28	363	RWHDHTB90H2	322	YPSB2642F	328
RTPRS84H1	287	RTST14	363	RWHDHTB90H3	323	YPSB2648	330
RTPRS84H2	292	RTTDC72362	66	RWHDHTB90H4	324	YPSB2648F	328
RTPRS84H3	297	RTTDC84422	66	RWHDHTB90H5	325	YPSB2654	330
RTPRS84H4	302	RTTDC96482	66	RWHDHTB96H1	321	YPSB2654F	328
RTPRS84H5	307	RUMC3010	241	RWHDHTB96H2	322	YPSB2660	330
RTPRS84H6	312	RUMC3610	241	RWHDHTB96H3	323	YPSB2660F	328
RTPRS90H1	287	RUMC6010	241	RWHDHTB96H4	324	YPSB2666	330
RTPRS90H2	292	RUMC7210	241	RWHDHTB96H5	325	YPSB2666FRR	328
RTPRS90H3	297	RUTB	81	RWHRA	359	YPSB2672	330
RTPRS90H4	302	RWHDHTB3026	359	RWHRB	359	YPSB2672FRR	328
RTPRS90H5	307	RWHDHTB30H1	321	RWHRC	359	YPSB3224	329
RTPRS90H6	312	RWHDHTB30H2	322	RWHRD	359	YPSB3224F	327
RTPRS96H1	287	RWHDHTB30H3	323	RWHRE	359	YPSB3227	329
RTPRS96H2	292	RWHDHTB30H4	324	RWHRF	359	YPSB3227F	327
RTPRS96H3	297	RWHDHTB30H5	325	RWHRG	359	YPSB3230	329
RTPRS96H4	302	RWHDHTB3626	359	RWMCT24	351	YPSB3230F	327
RTPRS96H5	307	RWHDHTB36H1	321	RWMMP24	349	YPSB3236	329
RTPRS96H6	312	RWHDHTB36H2	322	RWMMP30	349	YPSB3236F	327
RTRDC48304	67	RWHDHTB36H3	323	RWMMP36	349	YPSB3242	329
RTRDC60304	67	RWHDHTB36H4	324	RWMPB	349	YPSB3242F	327
RTRDC72304	67	RWHDHTB36H5	325	RWMT1512R	351	YPSB3248	329
RTRDC72362	66	RWHDHTB4226	359	RWMT1512U	351	YPSB3248F	327
RTRDC72364	67	RWHDHTB42H1	321	RWMT2712R	351	YPSB3254	329
RTRDC84422	66	RWHDHTB42H2	322	RWMT2712U	351	YPSB3254F	327

<i>pattern no.</i>	<i>page</i>
YPSB3260	329
YPSB3260F	327
YPSB3266	329
YPSB3266FRR	327
YPSB3272	329
YPSB3272FRR	327
YPSB3324	330
YPSB3324F	328
YPSB3327	330
YPSB3327F	328
YPSB3330	330
YPSB3330F	328
YPSB3336	330
YPSB3336F	328
YPSB3342	330
YPSB3342F	328
YPSB3348	330
YPSB3348F	328
YPSB3354	330
YPSB3354F	328
YPSB3360	330
YPSB3360F	328
YPSB3366	330
YPSB3366FRR	328
YPSB3372	330
YPSB3372FRR	328

Selling Policy

	<p>This Selling Policy supercedes all previous selling policies. Prices, discounts and product offerings are subject to change without notice.</p>
Terms & Conditions of Sales	<p>Sales by Knoll, Inc. or Knoll North America Corp. ("Seller") of Knoll Product Lines (hereinafter "Products") within the United States and Canada are made only on the terms which are contained in this Selling Policy. Seller hereby gives notice of its objection to any different or additional terms and conditions. This sale is expressly conditional upon Purchaser's assent to the terms and conditions set forth below. Additional terms and conditions may apply to KnollStudio and KnollTextiles orders. These terms and conditions may be modified or supplemented only by a written document signed by an authorized representative of Seller. These terms and conditions supercede any prior and/or contemporaneous agreements or correspondence between Purchaser and Seller. Written quotations expire thirty (30) days from the date of issuance and can be withdrawn by written notice anytime during that period. Where Purchaser and Seller have entered into the Knoll Electronic Terms and Conditions, all orders, acknowledgements, invoices and other business communications placed or transmitted in accordance with the Knoll Electronic Terms and Conditions shall be deemed to be in writing and signed and shall be valid for all purposes as if they were originated and maintained in documentary form.</p>
Ordering Information	<p>All orders must be in writing. The product pattern number(s) contained on Seller's order acknowledgement shall be the final expression of the order.</p>
Order Confirmation	<p>A purchase order is not binding on Seller until Purchaser has received Seller's order confirmation or acknowledgment.</p>
Pricing Policies	<p>List prices are subject to change without notice.</p> <p>List prices shall be those prices in effect on the date of receipt of a complete purchase order unless shipment is requested more than ninety (90) days after order entry in which case prices in effect on the date of shipment apply. List prices include specified freight costs. Unless specified in writing by Seller, no other charges are included in Seller's list prices.</p>
Taxes	<p>All sales, use, excise and other taxes applicable to the sale of the Products shall be paid by Purchaser. If Purchaser claims an exemption from any tax, Purchaser shall submit to Seller the appropriate exemption certificates.</p>
Terms of Payment	<p>Payment for one hundred percent (100%) of the net order amount is due within thirty (30) days of the date of invoice, which is generally issued upon shipment. In case of any discrepancies, such as shortages, and Seller is notified in writing within ten (10) days of receipt of Product, only that portion may be deducted and the balance paid. For orders greater than \$100,000 net, a fifty percent (50%) deposit is due at the time of order placement, with the remainder due within thirty (30) days of the date of invoice.</p> <p>KnollStudio orders less than \$2,000 require payment for one hundred percent (100%) of the net order amount (including any applicable sales tax and charges for inside delivery, special packaging, etc.), due at time of order placement. For KnollStudio orders greater than \$2,000, a one-half (50%) deposit is due at time of order placement with the remainder (including any applicable sales tax and charges for inside delivery, special packaging, etc.) due prior to shipment.</p> <p>If, in the judgment of Seller, Purchaser's financial condition does not justify the terms of the payment, Seller may require full or partial payment in advance.</p> <p>Past due accounts shall be charged one and one-half percent (1.5%) per month, or the highest rate permitted by law, whichever is less, and will be added to the outstanding balance. In the event Purchaser defaults on payment, Purchaser shall be liable for all collection costs, including reasonable attorney's fees and costs.</p>
Changes and Cancellation	<p>Purchase orders may not be changed or cancelled, in whole or in part, without prior written consent of Seller. Changes may effect delivery dates. Expenses incurred because of changes shall be charged to Purchaser. In the event of cancellations, Purchaser will be liable for reasonable cancellation charges established by Seller. Orders for special Product, orders including "COM" (hereinafter defined) material and orders pursuant to expedited delivery programs, may not be canceled.</p>
Freight Prepaid	<p>Freight is prepaid and included in the price of all Products, except KnollTextiles, within the 48 contiguous United States for orders placed with Knoll, Inc. and within Canada, excluding the Yukon, Northwest Territories, Nunavut and Newfoundland for orders placed with Knoll North America Corp. Packing is tested for rigorous motion and transportation but is not guaranteed to protect furniture from all conditions. If special packaging is required for any reason, please consult with your sales representative or dealer. Seller shall select the method of shipment and routing. Freight for all KnollTextiles orders is prepaid and added to the invoice.</p>
Delivery/Freight Charges	<p>Shipments outside the contiguous 48 United States and Canada shall be shipped F.O.B. Origin.</p> <p>For shipments outside the contiguous United States and Canada, Purchaser is responsible for the cost of freight from point of embarkation, including any handling and transportation charges incidental to loading at the point of departure and unloading at the final destination.</p> <p>Conditions beyond the control of Seller, including weather, available facilities and traffic conditions, may affect exact time of delivery. Seller shall not be responsible for specific carrier delivery date or time unless it has made a specific delivery commitment, in writing.</p> <p>Nonstandard methods of shipment and/or additional services are available upon request. Purchaser will be billed for the differential cost of any special services in excess of standard surface carrier freight costs. Premium charges, at Purchaser's request, will be added for airfreight, exclusive use of vehicle and extra, export or special packaging. Accessorial charges will be added for inside delivery, extra labor, reassignment and redelivery.</p> <p>Partial shipments may be made and invoiced by Seller.</p>
Claims	<p>All shipments for Knoll Products within the contiguous United States and Canada are F.O.B. Origin. All risk of loss passes to Purchaser at time of delivery to carrier. Purchaser shall inspect all Products upon receipt and notify Seller within ten (10) working days after receipt of any damage or defects which are, or should be, apparent from an inspection of the Product and its packaging. Failure of Purchaser to notify Seller during the ten (10) working day period shall constitute acceptance of the Products and waiver of any apparent defects, errors or shortages. For all claims relating to Product damaged in transit or for any other claims relating to or arising out of the transportation of the Product, Purchaser must seek recovery from the carrier and Seller has no liability to Purchaser for such claims. Seller may, upon request, assist Purchaser with filing of such claims with the carrier, but Seller will not be liable for any of these transportation related claims.</p>
Seller's Security Interest	<p>Until Seller receives the full payment for the Product, Seller shall have a security interest in the Product. Purchaser agrees to perform all acts, including but not limited to the execution and filing of documentation, which may be necessary to perfect and assure the security interest of Seller.</p>
Returns	<p>The return of Products without a written authorization by Seller shall not be accepted. To receive authorization for Product return, please call Customer Service. All Products that are returned pursuant to a valid authorization shall be subject to a twenty-five percent (25%) of list restocking charge. Products not currently offered for sale by Seller (including COM) shall not be authorized for return. All returned Products must be unused, in original condition and in the original Seller packing cartons. No refund or credit shall be given for damaged Products.</p>
Held Orders/Storage	<p>If Purchaser requests that an order be held or delayed, prices and terms and conditions in effect at the time of shipment shall apply. If Purchaser requests a delay after the time when Seller can defer production, Purchaser will be invoiced for the Product, payable in accordance with standard terms, when the order is ready for shipment. Seller may transfer the Product to storage, in which case all expenses incurred in connection with storage, including demurrage, preparation for storage, storage charges and handling shall be payable by Purchaser upon submission of invoices by Seller. Risk of loss to the Product shall pass to the Purchaser upon delivery of the Product into storage.</p>

Selling Policy

Customer's Own Material	A Purchaser who requests a fabric or other surface material not standard to Seller's line of Products ("COM") must submit samples of the requested material to Seller prior to entry of a purchaser order. Seller shall determine if the material is suitable to its manufacturing processes and meets any requirements of Underwriters Laboratories. If the COM is acceptable, Seller will then establish a price for using the COM or the Product in question. For a description of the procedures for submitting samples and testing, contact customer resources or your sales representative. Seller shall have no responsibility for the appearance, condition, performance, durability, colorfastness or any other physical attribute of the COM. Purchaser shall indemnify and hold Seller harmless for any damages, injuries or losses arising out of or related to use of the COM on the Product.
Warranty	Seller warrants to the original Purchaser only that the Products Seller manufactures and sells to Purchaser are free of defects in workmanship and materials, during the applicable warranty period set forth below. Warranty period set forth below is for 24-hour, 7 days a week, multi shift use (includes parts and labor to repair). Should any failure to conform with this limited warranty appear to a Product listed below during the applicable warranty period from the date of shipment, Seller shall, upon prompt written notice, repair or replace, at its option and costs, the affected part or parts. <i>Product and Period of Warranty</i> <i>Lifetime: Antenna Workspaces, AutoStrada, Calibre, Crinion Open Table, Currents, Dividends Horizon, Equity, Morrison, Reff Profiles laminate, Series 2 Storage, Template and other non-wood components (except cascade edge worksurfaces, operational parts, controls, electrical, Lighting, Series 2 Veneer Front Storage, special or custom products, see below)</i> <i>12 Years: Chadwick, Essentials Work Chairs, Generation by Knoll, Life, Moment, MultiGeneration by Knoll, ReGeneration by Knoll, RPM, Sapper and Toboggan seating (except seating upholstery, textiles, leathers and finishes, see below).</i> <i>10 Years: Anchor Storage except digital keypad lock, Antenna Workspaces, AutoStrada, Crinion Open Table, Dividends Horizon, Reff Profiles, Template wood components, Series 2 Veneer Front Storage, cascade edge worksurfaces, Wood Casegoods (The Graham Collection) (except wood casegoods upholstered surfaces, see below), Interaction tables (except height adjustment mechanisms for Counterforce, crank-adjustable, and split-top tables and worksurfaces, see below), Reuter overheads, Reuter vertical storage, KnollExtra Sapper Monitor Arm Collection, Adjustable keyboard mechanisms and platforms, Communication Boards (except fabric board textiles, see below), Smokador collection (except leathers, see below), and Orchestra Universal Systems Accessories.</i> <i>5 Years: Operational parts, controls, electrical, Lighting (except light ballasts, bulbs and power supply, see below), special or custom product, wood veneer products, Currents handerank, Interaction Counterforce, Interaction crank-adjustable, and split-top mechanisms, KnollStudio, Spark Series seating structural elements, Richard Schultz outdoor products, KnollExtra CPU storage and all universal storage drawers and Power Collection.</i> <i>3 Years: Seating upholstery, textiles, leathers and finishes. Fabric boards textiles and Smokador Collection leathers.</i> <i>2 Years: Anchor Storage digital keypad lock, all other KnollExtra product</i> <i>1 Year: Light ballasts, bulbs and power supply, seating upholstered amp pads and soft amp pads, wood casegoods upholstered surfaces. KnollStudio Maya Lin and Spark Series seating finishes.</i> This warranty does not apply to: <ul style="list-style-type: none">• Damage caused by a carrier other than the Seller.• Normal wear and tear or acts or omissions of parties other than Seller (including user modification, improper use or installation of Products).• COM or other third party materials applied to Products.• Products not installed by or under the auspices of a Knoll Dealer.• Dramatic temperature variations or exposure to unusual conditions.• Changes in surface finishes, including colorfastness due to aging or exposure to light.• Except as specifically noted above, textiles and upholstery supplied by <i>KnollTextiles</i> (consult current <i>KnollTextiles</i> price list for applicable warranty). Natural variations occurring in wood, marble, and leather shall not be considered defects, and the Seller does not guarantee the colorfastness or matching of the colors, grains or textures, or surface hardness of such materials. The Seller also does not guarantee the colorfastness of fiberglass panel surfaces. THE EXPRESS WARRANTIES CONTAINED HEREIN ARE IN LIEU OF ALL OTHER WARRANTIES, EXPRESS OR IMPLIED, INCLUDING ANY WARRANTIES OF MERCHANTABILITY AND FITNESS FOR PARTICULAR PURPOSE AND ALL OTHER WARRANTIES ARISING FROM COURSE OF DEALING OR USAGE OF TRADE.
Delay/Force Majeure	The remedies provided above are the Purchaser's sole remedies for any failure of Seller to comply with its obligations regarding the workmanship of its Products. Correction of any nonconformity in the manner and for the period of time provided shall constitute complete fulfillment of all liabilities of Seller, with respect to or arising out of the Product furnished hereunder.
	Seller shall not be liable for failure to perform or for delay in performance due to fire, flood, strike or other labor difficulty, act of God, act of any governmental authority or of the Purchaser, riot, embargo, fuel or energy shortage, wrecks or delay in transportation, inability to obtain necessary labor, materials or manufacturing facilities from usual sources or failure of suppliers to meet their contractual obligations, or due to any cause beyond its reasonable control. If any such event occurs, Seller may extend delivery dates by a period of time necessary to overcome the effect of such delay, allocate available Product or cancel any purchase order.
Compliance with Law	PURCHASER IS SOLELY RESPONSIBLE FOR COMPLIANCE WITH ALL APPLICABLE FEDERAL, STATE AND LOCAL LAWS, ORDINANCES, REGULATIONS, RULES AND STANDARDS RELATING TO THE INSTALLATION, MAINTENANCE, USE AND OPERATION OF THE PRODUCTS.
Patents	Subject to the following provisions, Seller shall, at its own expense, defend or, at its option, settle any claim, suit or proceeding brought against the Purchaser, and/or its vendees, mediate and immediate, so far as based on an allegation that any Product or any part thereof furnished hereunder constitutes a direct or a contributory infringement of any claim of any patent of the United States or Canada. This obligation shall be effective only if Purchaser shall have made all payments then due hereunder and if Seller is notified promptly in writing and given authority, information and assistance for the defense of said claim, suit or proceeding. Seller shall pay all damages and costs awarded in such suit or proceedings so defended. The foregoing indemnity does not apply to the following: <ul style="list-style-type: none">• Products supplied according to a design other than that of Seller, and which is required by the Purchaser.• Combination of the Product with another product not furnished hereunder unless Seller is a contributory infringer.• Any settlements of a suit or proceeding made without Seller's written consent.
Limitations of Liability	SELLER, ITS CONTRACTORS, AUTHORIZED DEALERS AND SUBCONTRACTORS OR SUPPLIERS OF ANY TIER SHALL NOT BE LIABLE TO PURCHASER FOR ANY SPECIAL, INDIRECT, INCIDENTAL OR CONSEQUENTIAL DAMAGES ARISING FROM A BREACH OF THIS AGREEMENT. Purchaser's remedies set forth herein are exclusive and the liability of Seller with respect to the breach of this agreement or any contract entered into between the parties pursuant hereto shall not exceed the price of the Product or part on which such liability is based.

KnollKey Lock Program

KnollKey Lock Program General Information

Following is the KnollKey lock policy, applicable to all products.

Knoll furniture can be ordered keyed-alike or random keyed. Key-alike and random keying instructions cannot be mixed on any single order. Only one of the two instructions can be used on an individual order. When an order is submitted with mixed (key-alike and random) instructions, Knoll will release the order as key-alike only and lock cores will have to be specified separately.

Key-alike

For the convenience of the user, furniture may be keyed alike at no charge. Write "Key-alike" in the description of your purchase order for any pedestal, overhead, file or other item you wish to have keyed alike.

Using the key-alike instructions, order cores and keys as line items on your purchase order. Do NOT submit a key-alike form. The Knoll East Greenville Lock Center will select key numbers from the standard range of K 001 - K 250. Key numbers will not be repeated unless over 250 sets are ordered. Lock cores keyed-alike will ship separately from the product, ready for field installation.

There is no charge for key-alike orders if placed with the furniture order.

IF THE KEY-ALIKE ORDER IS NOT PLACED AT LEAST TWO WEEKS PRIOR TO THE FURNITURE SHIP DATE, A \$50 HANDLING CHARGE AND AIR FREIGHT CHARGES WILL APPLY.

If product is ordered and shipped random-keyed, additional lock cores for key-alike are billable.

Random-Keying

To specify product keyed-random, write "key-random" in the product description. Random-keyed product is shipped with the lock core factory installed. A shrouded key is included. Random means no effort has been made to match key numbers, or to make them different.

Keys

A Knoll shrouded key is shipped with every lock core. 250 Key numbers are available. For numbers above 250, contact Custom Product Development. Additional keys and key blanks are available. See service parts for more information.

Master Keying

Knoll locks can be controlled by means of a master key. There is no additional per-lock charge for master keying. A letter of approval from the client must accompany orders for master keys.

Installing Lock Cores

Lock cores can be installed or removed in the field by using a change key. Cores must be in the unlocked position to be removed. See service parts for change key pattern number and pricing.

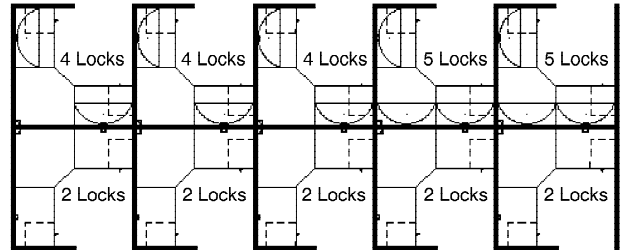
Lock Distribution

All orders for key-alike lock cores/keys are packaged and shipped from the East Greenville Lock Center, regardless of where the pedestals, overhead, or other units are produced. Random keyed product will have cores factory-installed.

How to Specify Key-Alike

Following is an example of how to specify key-alike for a cluster of 10 workstations.

Step 1 - Using the project floorplan, count the number of locks in each workstation.



Step 2 - Count the number of workstations with the same quantity of locks. Group together the workstations with a like number of locks.

5 workstations with 2 locks per station
3 workstations with 4 locks per station
2 workstations with 5 locks per station

Step 3 - For the first group (5 sets of 2 locks), enter the number of workstations in the quantity column.

Qty	Pattern #	Description	Unit List	Ext. List
5				

Step 4 - Then enter the pattern number "KSPEC_ _" and add a suffix for the number of locks for that group (i.e., for 2 locks per station, add the suffix "2"). Up to 30 lock cores are available in a set (i.e., KSPEC 30).

Qty	Pattern #	Description	Unit List	Ext. List
5	KSPEC 2	Set of 2 cores/keys	N / C	N / C

Step 5 - Repeat for other groups.

Qty	Pattern #	Description	Unit List	Ext. List
5	KSPEC 2	Set of 2 cores/keys	N / C	N / C
3	KSPEC 4	Set of 4 cores/keys	N / C	N / C
2	KSPEC 5	Set of 5 cores/keys	N / C	N / C

Your Key instructions are complete.

Knoll will select key numbers for each set from 250 available numbers. Additional key numbers are available through Custom Product Development. **For additions to existing installations, specify desired key numbers in the description.**

Service Parts

Pattern #	Description	List Price
KKEY_ _ _	Shrouded Key Specify key number desired	\$10
KBLANK	Shrouded Key Blank	\$10
KSPECB_ _ _	Retrofit Universal Core/Key Specify key number desired	\$22
KCHANGE	Change Key	\$10
HLKRKMASTER*	Master Key	\$10

*Note: A letter of approval on company letterhead from the client must accompany all orders for master keys.

General Ordering Information

The Products

This guide encompasses all standard products for this product group.

Sizes

Dimensions listed in this guide are indicated as:

H = height

W = width

D = depth

Dia. = diameter

Rad. = radius

Pricing

All prices shown are list.

How to Order

Select pattern numbers and quantities required for your complete installation. Product questions can be addressed in the specific sections of this guide or by contacting your sales representative or customer resource representative at 1-800-343-5665.

Next, select options (if required), along with colors and finishes appropriate to each product. Reference the Finishes and Fabrics pages for color designations.

On large installations, an item's "designated area" can be specified to assist in product organization and handling.

To expedite complete / correct entry of your order, be certain all pattern numbers, quantities, colors and area identifications are completely specified. Also, include complete purchase order numbers, bill-to and ship-to addresses, a contact name and specific factory shipping dates required.

Mail all orders to:

Knoll, Inc.
1235 Water Street
P.O. Box 157
East Greenville, PA 18041
Attention: Order Entry

Once your order is entered at Knoll, an acknowledgment will be mailed to you. You will be advised of your scheduled shipping date within five days of the original acknowledgment. If it is necessary to revise your order, please contact your customer resource representative.

Sustainability Statement

Sustainable design is a key component of Knoll's environmental focus. Our commitment to social responsibility and a healthy environment has prompted us to further articulate our longstanding environmental programs and, with encouragement and support from our colleagues in the industry, we have re-energized our focus on such "green" initiatives as life cycle analysis and LEED™ certification. Knoll is proud to have contributed to projects that have received LEED certification from the U.S. Green Building Council.

For the latest information on Knoll products that help our customers achieve LEED certification, log on to knoll.com, click on "About Knoll" and then "Environmental Focus."