

# Standard Specials Systems

Price List  
May 2015



**Knoll**

Introduction	Knoll and Sustainable Design	2
Dividends Horizon System	Dividends Color Program Finishes	4
	Dividends Legacy Finishes	5
	Dividends Worksurfaces	6
	Dividends Table Supports	20
	Dividends Accessories	21
	Dividends Electrical	22
	Dividends T5 Task Lights	27
Morrison System	Morrison System Finishes	28
	Knoll Color Program	29
	Morrison System Legacy Finishes	30
	Morrison Window Panel	31
	Morrison Connectors, post assemblies	32
	Morrison miscellaneous	36
	Trim Cover	37
	Morrison Worksurfaces, 1 3/4"	39
	Morrison Worksurfaces, 1 1/4"	47
	Morrison Options Worksurfaces, 1 1/4"	61
	VDT corner and transitional end panels	75
	Kneehole filler and transitional filler panels	76
	Return filler panels	77
	Intermediate shelves	78
	Morrison shelves and flush counter surface, 1 3/4"	79
	Morrison shelves and flush counter surface, 1 1/4"	80
	Morrison Overhead cabinets	81
	Morrison Network privacy screen	82
	Morrison vertical storage	83
Morrison Network T5 Task Light	84	
Morrison Options T5 Task Light	85	
Reff System	Reff Finishes	86
	Reff Panels	87
	Reff Worksurfaces	95
	Reff support components	119
	Reff Cabinetry	122
	Reff Overhead storage	143
	Reff accessories	165
AutoStrada System	AutoStrada Finishes	166
	AutoStrada Worksurfaces	167
	AutoStrada Cabinets	168
	AutoStrada Lower Storage	169
	AutoStrada T5 Task Light	170
Reuter	T5 Task Light for Reuter Overhead Storage	171
The Graham Collection	The Graham Collection T5 Task Light	172
Currents System	Worksurface anti-bow strap	173
	Currents Systems worksurfaces	174
	Equity service wall accessories	175
Alpha-Numeric Index		176
Selling Policy		186
KnollKey Lock Program		188
General Ordering Information		189

# Knoll and Sustainable Design

---

Each year Knoll sets key initiatives in our journey to sustainability. We are members of a global consortium on energy, have adopted a scientific, metrics-based approach to sustainable product design, and maintain a leadership position in establishing universal, verifiable, sustainability standards for our industry.

Knoll promotes independent third-party certification because it provides the most impartial and trustworthy foundation for industry-wide environmental compliance. Certification by established and respected third parties ensures that all manufacturers are held to the same high standards and that customers can trust a company's declaration about the environmental benefits of its products. Knoll third-party partners include: the International Standards Organization (ISO); Forest Stewardship Council (FSC®); Rainforest Alliance; GREENGUARD® Environmental Institute; and The Business and Institutional Furniture Manufacturer's Association (BIFMA) level® certification from Scientific Certification Systems (SCS).

In addition, Knoll is aligned with the U.S. Green Building Council and can help companies, healthcare organizations and educational institutions achieve Leadership in Energy and Environmental Design (LEED®) workplace certification.

## Global Climate Change

- Knoll is a sponsor of the Clinton Global Initiative, which brings together a community of global leaders to devise and implement solutions to some of the world's most pressing challenges, including environmental change.
- Knoll has a comprehensive Energy Management Program to increase energy efficiency in products and processes.

## Life Cycle Assessment (LCA) Tool

- Life Cycle Assessment is a science-based measurement of a product's environmental impacts throughout its life cycle, from raw materials sourcing through manufacture, shipping, use and re-use or end-of-life. LCA enables cradle-to-cradle implementation of sustainable practices.
- Knoll has partnered with The Green Standard.org to develop an affordable, universal ISO-compliant computer-based LCA tool that can be used by the entire contract furniture industry and is partnering on the development of an Environmental Product Declaration System (EPDs) for Knoll products. EPDs are verified documents containing LCA results and additional environmental performance information about a product.

## Setting Industry Standards

- Knoll partners with MTS (The Institute for Market Transformation to Sustainability) to develop the SMaRT® Consensus Sustainable Products Standards, a set of consensus-based sustainable product standards based on the LEED® model, for all building products, fabric, apparel, flooring and carpet. MTS, the developer of SMaRT®, is an accredited American National Standards Institute (ANSI) standard developer.
- Knoll also partners with BIFMA (Business and Institutional Furniture Manufacturers Association) to promote level® sustainability standards for the contract furniture industry.
- Knoll has established FSC® (Forest Stewardship Council) certified wood as the standard for general office open plan office systems, casegoods and tables.
- Knoll has launched Full Circle, a resource recovery program developed with ANEW, to help customers extend the life cycle of surplus furniture, fixtures and equipment (FF&E) in an economically, socially and environmentally responsible manner.
- Our goal is to encourage all manufacturers in the contract furniture industry and related industries to adopt standards that will lead to sustainable products and practices.

*For more information about Knoll and sustainable design, visit [knoll.com/environment](http://knoll.com/environment).*

**All dimensions in this price list are nominal and follow standard size convention of its respective product line.**

**Core Paint and Laminate Finishes**

Specify Core finishes for all new customers

Order Code	Color Name	Old Order Code	Paint Grade	Paint Finishes	Plastic Panel Trim Finishes	DS1 Pedestal and Overhead Plastic Finishes	Laminate Finishes	2mm Edgeband Finishes	Techwood Finishes	Cascade Worksurface Finishes
611	Beige Mist Metallic		P2	•						
118	Bright White	LH	P3	•		•	•	•		•
112	Brown		P1	•		•				
123	Brushed Grey						•			
122	Brushed Sand						•			
113	Dark Grey	Y3	P1	•	•	•		•		
128	Fog	G					•	•		
114	Folkstone Grey		P1	•		•	•	•		•
111	Jet Black	27	P1	•		•	•	•		
124	Medium Cherry						•	•		•
115	Medium Grey	Y2	P1	•	•	•		•		
612	Medium Metallic Grey	J	P2	•						
121	Micro Grey						•			
129	Micro Sand						•			
126	Natural Cherry						•	•		•
125	Natural Maple						•	•		•
119	Pumice	LB, F					•	•		•
116	Sandstone		P1	•		•				
613	Silver	3	P3	•						
117	Soft Grey	E, M42	P1	•	•	•	•	•		•
127	Walnut						•	•		•
Y811	Natural Techwood								•	
Y821	Blonde Maple Techwood (formerly known as Maple Techwood)								•	
Y831	Light Cherry Techwood (formerly known as Cherry Techwood)								•	

Note: All Dividends Horizon products except DS1 and DS2 pedestals and doublewide pedestals are painted with a textured finish excluding 613 Silver which is available as a smooth finish only.

X and Y base tables and the freestanding screen kits are always painted with a textured finish, including 613 Silver.

Note: Laminates and other finishes may vary in color due to different dye lots. Slight variations are to be expected.

Panel base raceway covers	Plastic panel trim	DS1 pedestal drawer plugs	2mm Edge Work-surfaces	2mm Edge Work-surfaces	Techwood edge work-surfaces	Cascade edge work-surface
Steel tile inserts	PVC post assemblies	DS1 pedestal handles	15" deep counters	15" deep counters	15" deep counters	
D1 style tile supports	Beltway raceway covers	DS1 Overhead door end plugs	Overhead doors	Overhead doors	Overhead doors	
Overhead cabinets	Power pole covers		Credenza top and doors	Credenza tops	Credenza doors	
Pedestal case and fronts			Overdesk doors	Overdesk doors	Overdesk doors	
					Series 2 overhead door	

**Most products introduced after 2004 are not available in Legacy finishes. See individual pricing pages for availability.**

**Specify Legacy finishes to match existing product only. Legacy finishes are not available for new customers.**

**Trim Finishes**

- Panel top caps
- Panel post trim
- Pedestal drawer top caps
- Overhead drawer top caps
- Pedestal drawer pulls
  - Y1 Pewter

**Paint Finishes**

- Panel base raceway covers
- Panel tiled insert supports
- Solid Steel panel inserts
- Perforated steel panel inserts
- Embossed steel panel inserts
- Overhead storage components
- Pedestals
- Desk components
- Metal panel topcaps and trim

**P1 Finishes**

- Y1 Pewter

**P2 Finishes**

- H Beige Metallic
- W Light Tan Metallic

All other Knoll paint finishes and custom finishes (Series 2 components only)

**Laminates**

Worksurfaces

**An upcharge applies where specifying Legacy laminates. Add an amount equal to 10% of the solid PVC edgeband list price to the price of any product specified with a Legacy laminate.**

- MC Caramel Maple
- CM Clear Maple
- M1 Light Grey
- PA Pearwood
- SD Sand
- B Snow
- WM Warm Cherry
- MR6 Winter Grey Matrix


**Note:** Laminates and other finishes may vary in color due to different dye lots. Slight variations are to be expected.

**Worksurface Edges**

2mm edgeband

- MC Caramel Maple
- CM Clear Maple
- Y3 Dark Grey
- Y2 Medium Grey
- MT Metal
- Y1 Pewter
- SD Sand
- B Snow
- WM Warm Cherry

Dividends Worksurfaces  
*Rectangular 18" Deep*  
*Rectangular 18" Deep + Post*


description	w	d	t	pattern no.	PVC edge	woodgrain PVC edge	metal edge	techgrain w/ techgrain edge
18" Deep Rectangular, No Grommet 	18"	18"	1 1/4"	<b>D1R1818NQ</b>	\$199.	\$219.	\$240.	\$486.
18" Deep Rectangular, No Grommet Post Condition	21"	18"	1 1/4"	<b>D1R2118NQ</b>	204.	224.	245.	496.
	27"	18"	1 1/4"	<b>D1R2718NQ</b>	213.	233.	255.	521.
	33"	18"	1 1/4"	<b>D1R3318NQ</b>	239.	263.	286.	547.
	39"	18"	1 1/4"	<b>D1R3918NQ</b>	277.	304.	332.	573.
	45"	18"	1 1/4"	<b>D1R4518NQ</b>	306.	337.	368.	598.
	51"	18"	1 1/4"	<b>D1R5118NQ</b>	327.	361.	393.	619.
	57"	18"	1 1/4"	<b>D1R5718NQ</b>	356.	391.	426.	643.
	63"	18"	1 1/4"	<b>D1R6318NQ</b>	383.	421.	459.	666.
	69"	18"	1 1/4"	<b>D1R6918NQ</b>	404.	446.	486.	690.
	75"	18"	1 1/4"	<b>D1R7518NQ</b>	433.	477.	519.	720.
	81"	18"	1 1/4"	<b>D1R8118NQ</b>	456.	502.	547.	746.
	87"	18"	1 1/4"	<b>D1R8718NQ</b>	508.	558.	609.	775.
	93"	18"	1 1/4"	<b>D1R9318NQ</b>	562.	617.	675.	802.
	99"	18"	1 1/4"	<b>D1R9918NQ</b>	630.	693.	755.	871.

Order Code	Ordering Information	Included with:	Options
<b>"D" Worksurface</b>	<b>"D" Worksurface</b>	<b>Worksurfaces</b>	<b>Worksurfaces</b>
<i>Example:</i> <b>D1R 1818N Q, 114, 114</b>	1. Pattern Number		• Center-Located Edge Grommet
<b>D1R</b> Pattern Number	2. Laminate Finish		To specify, replace the <b>"N"</b> suffix from the pattern number with <b>"G"</b> .
<b>1818G Q</b>	3. Edge Band Finish		<b>Add \$19.</b>
<b>114</b> Folkstone Grey Laminate			• Woodgrain PVC edge
<b>114</b> Folkstone grey Edge Band			• Metal edge

Dividends Worksurfaces  
*Rectangular 24" Deep*  
*Rectangular 24" Deep + Post*

Standard Specials Systems

Dividends Horizon System

description	w	d	t	pattern no.	PVC edge	woodgrain PVC edge	metal edge	techgrain w/ techgrain edge
24" Deep Rectangular, No Grommet 	102"	24"	1 1/4"	<b>D1R10224NQ</b>	\$780.	\$859.	\$936.	\$1,014.
	108"	24"	1 1/4"	<b>D1R10824NQ</b>	848.	934.	1,018.	1,102.
	120"	24"	1 1/4"	<b>D1R12024NQ</b>	983.	1,082.	1,182.	1,279.
24" Deep Rectangular, No Grommet Post Condition	21"	24"	1 1/4"	<b>D1R2124NQ</b>	214.	235.	256.	513.
	27"	24"	1 1/4"	<b>D1R2724NQ</b>	247.	271.	295.	542.
	33"	24"	1 1/4"	<b>D1R3324NQ</b>	274.	301.	329.	570.
	39"	24"	1 1/4"	<b>D1R3924NQ</b>	313.	343.	375.	600.
	45"	24"	1 1/4"	<b>D1R4524NQ</b>	351.	385.	420.	629.
	51"	24"	1 1/4"	<b>D1R5124NQ</b>	378.	417.	456.	663.
	57"	24"	1 1/4"	<b>D1R5724NQ</b>	410.	451.	492.	695.
	63"	24"	1 1/4"	<b>D1R6324NQ</b>	444.	487.	532.	726.
	69"	24"	1 1/4"	<b>D1R6924NQ</b>	461.	508.	554.	756.
	75"	24"	1 1/4"	<b>D1R7524NQ</b>	496.	545.	595.	792.
	81"	24"	1 1/4"	<b>D1R8124NQ</b>	523.	577.	629.	827.
	87"	24"	1 1/4"	<b>D1R8724NQ</b>	592.	651.	710.	862.
	93"	24"	1 1/4"	<b>D1R9324NQ</b>	644.	707.	774.	896.
	99"	24"	1 1/4"	<b>D1R9924NQ</b>	711.	784.	854.	963.

**Ordering Information**

**Worksurfaces**

1. Pattern Number
2. Laminate Finish
3. Edge Band Finish

**Order Code**

**Worksurfaces**

*Example:* **D1R 4524NQ, 114, 114**

**D1R** Pattern Number

**4524N Q**

**114** Folkstone Grey Laminate

**114** Folkstone Grey Edge Band

**Included with:**

**Worksurfaces**

**Options**

**Worksurfaces**

- Center-Located Edge Grommet  
To specify, replace the "N" suffix from the pattern number with "G".  
**Add \$19.**
- Woodgrain PVC edge
- Metal edge



Dividends Worksurfaces  
*Rectangular 30" Deep*  
*Rectangular 30" Deep + Post*

Standard Specials Systems

description	w	d	t	pattern no.	PVC edge	woodgrain PVC edge	metal edge	techgrain w/ techgrain edge
30" Deep Rectangular, No Grommet	102"	30"	1 1/4"	<b>D1R10230NQ</b>	\$909.	\$1,000.	\$1,092.	\$1,182.
	108"	30"	1 1/4"	<b>D1R10830NQ</b>	977.	1,075.	1,172.	1,271.
	114"	30"	1 1/4"	<b>D1R11430NQ</b>	1,047.	1,151.	1,253.	1,358.
	120"	30"	1 1/4"	<b>D1R12030NQ</b>	1,113.	1,224.	1,336.	1,446.
30" Deep Rectangular, No Grommet Post Condition	27"	33"	1 1/4"	<b>D1R2730NQ</b>	306.	336.	368.	572.
	33"	30"	1 1/4"	<b>D1R3330NQ</b>	338.	372.	407.	611.
	39"	30"	1 1/4"	<b>D1R3930NQ</b>	370.	407.	445.	651.
	45"	30"	1 1/4"	<b>D1R4530NQ</b>	410.	451.	492.	693.
	51"	30"	1 1/4"	<b>D1R5130NQ</b>	463.	511.	557.	724.
	57"	30"	1 1/4"	<b>D1R5730NQ</b>	513.	563.	613.	753.
	63"	30"	1 1/4"	<b>D1R6330NQ</b>	569.	627.	684.	784.
	69"	30"	1 1/4"	<b>D1R6930NQ</b>	592.	651.	710.	812.
	75"	30"	1 1/4"	<b>D1R7530NQ</b>	632.	695.	757.	849.
	81"	30"	1 1/4"	<b>D1R8130NQ</b>	671.	738.	805.	886.
	87"	30"	1 1/4"	<b>D1R8730NQ</b>	722.	793.	866.	923.
	93"	30"	1 1/4"	<b>D1R9330NQ</b>	774.	850.	928.	960.
	99"	30"	1 1/4"	<b>D1R9930NQ</b>	841.	926.	1,010.	1,094.

**Ordering Information**

**Worksurfaces**

1. Pattern Number
2. Laminate Finish
3. Edge Band Finish

**Order Code**

**Worksurfaces**

*Example:* **D1R 6330N Q, 114, 114**

**D1R** Pattern Number  
**6330N Q**

**114** Folkstone Grey Laminate

**114** Folkstone Grey Edge Band

**Included with:**

**Worksurfaces**

**Options:**

**Worksurfaces**

- Center-Located Edge Grommet  
To specify, replace the "N" suffix from the pattern number with "G".  
**Add \$19.**
- Woodgrain PVC edge
- Metal edge

Dividends Worksurfaces  
*Rectangular 36" Deep*  
*Rectangular 36" Deep + Post*

description	w	d	thickness	pattern no.	PVC edge	woodgrain PVC edge	metal edge	techgrain w/ techgrain edge
36" Deep Rectangular, No Grommet	30"	36"	1 1/4"	<b>D1R3036NQ</b>	\$610.	\$671.	\$733.	\$793.
	36"	36"	1 1/4"	<b>D1R3636NQ</b>	639.	701.	766.	829.
	42"	36"	1 1/4"	<b>D1R4236NQ</b>	642.	705.	770.	834.
	48"	36"	1 1/4"	<b>D1R4836NQ</b>	648.	713.	778.	843.
	54"	36"	1 1/4"	<b>D1R5436NQ</b>	656.	723.	788.	895.
	78"	36"	1 1/4"	<b>D1R7836NQ</b>	867.	952.	1,040.	1,125.
	84"	36"	1 1/4"	<b>D1R8436NQ</b>	935.	1,027.	1,121.	1,214.
	90"	36"	1 1/4"	<b>D1R9036NQ</b>	1,003.	1,102.	1,203.	1,304.
	96"	36"	1 1/4"	<b>D1R9636NQ</b>	1,070.	1,178.	1,284.	1,391.
	102"	36"	1 1/4"	<b>D1R10236NQ</b>	1,139.	1,252.	1,366.	1,480.
	108"	36"	1 1/4"	<b>D1R10836NQ</b>	1,206.	1,327.	1,448.	1,569.
	114"	36"	1 1/4"	<b>D1R11436NQ</b>	1,275.	1,401.	1,529.	1,658.
120"	36"	1 1/4"	<b>D1R12036NQ</b>	1,343.	1,477.	1,611.	1,747.	
36" Deep Rectangular, No Grommet Post Condition	30"	36"	1 1/4"	<b>D1R3336NQ</b>	610.	671.	733.	793.
	39"	36"	1 1/4"	<b>D1R3936NQ</b>	639.	701.	766.	829.
	45"	36"	1 1/4"	<b>D1R4536NQ</b>	642.	705.	770.	834.
	51"	36"	1 1/4"	<b>D1R5136NQ</b>	648.	713.	778.	843.
	57"	36"	1 1/4"	<b>D1R5736NQ</b>	656.	723.	788.	895.
	63"	36"	1 1/4"	<b>D1R6336NQ</b>	725.	796.	869.	941.
	69"	36"	1 1/4"	<b>D1R6936NQ</b>	796.	877.	958.	1,036.
	75"	36"	1 1/4"	<b>D1R7536NQ</b>	867.	952.	1,040.	1,125.
	81"	36"	1 1/4"	<b>D1R8136NQ</b>	935.	1,027.	1,121.	1,214.
	87"	36"	1 1/4"	<b>D1R8736NQ</b>	1,003.	1,102.	1,203.	1,304.
	93"	36"	1 1/4"	<b>D1R9336NQ</b>	1,051.	1,155.	1,261.	1,364.
	99"	36"	1 1/4"	<b>D1R9936NQ</b>	1,093.	1,202.	1,310.	1,421.

**Ordering Information**

**Worksurfaces**

1. Pattern Number
2. Laminate Finish
3. Edge Band Finish

**Order Code**

**Worksurfaces**

*Example:* **D1R 3036N Q, 114, 114**

**D1R** Pattern Number  
**3036N Q**

**114** Folkstone Grey  
Laminate

**114** Folkstone Grey Edge  
Band

**Included with:**

**Worksurfaces**

**Options**

**Worksurfaces**

- Center-Located Edge Grommet  
To specify, replace the "N" suffix from the pattern number with "G".  
**Add \$19.**
- Woodgrain PVC edge
- Metal edge

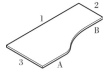
# Dividends Worksurfaces

## Curvilinear Wave End

### Left

Standard Specials Systems

description	1	2	3	A	B	t	pattern no.	PVC edge	woodgrain PVC edge	metal edge	techgrain w/ techgrain edge
Curvilinear Wave End Left No Grommet	29 1/2"	23 1/2"	29 1/2"	14 15/16"	2 15/16"	1 1/4"	<b>D1W303024NQ</b>	\$577.	\$634.	\$692.	\$750.
	35 13/16"	17 1/2"	23 1/2"	14 15/16"	2 15/16"	1 1/4"	<b>D1W362418NQ</b>	645.	708.	775.	838.
	47 13/16"	23 1/2"	35 13/16"	14 15/16"	14 15/16"	1 1/4"	<b>D1W483624NQ</b>	740.	815.	888.	964.
	53 13/16"	23 1/2"	29 1/2"	14 15/16"	14 15/16"	1 1/4"	<b>D1W543024NQ</b>	749.	824.	899.	974.
	59 13/16"	17 1/2"	29 1/2"	23 7/16"	14 15/16"	1 1/4"	<b>D1W603018NQ</b>	763.	838.	914.	990.
	59 13/16"	23 1/2"	29 1/2"	23 7/16"	18 7/16"	1 1/4"	<b>D1W603024NQ</b>	763.	838.	914.	990.
	59 13/16"	23 1/2"	35 1/2"	17 1/2"	14 15/16"	1 1/4"	<b>D1W603624NQ</b>	852.	938.	1,023.	1,109.
	65 13/16"	23 1/2"	29 1/2"	23 7/16"	15 15/16"	1 1/4"	<b>D1W663024NQ</b>	800.	879.	961.	1,041.
	65 13/16"	23 1/2"	35 1/2"	23 7/16"	14 15/16"	1 1/4"	<b>D1W663624NQ</b>	897.	986.	1,075.	1,164.
	71 13/16"	29 1/2"	35 1/2"	23 7/16"	14 15/16"	1 1/4"	<b>D1W723630NQ</b>	931.	1,023.	1,116.	1,208.
	77 13/16"	23 1/2"	29 1/2"	23 7/16"	30 7/16"	1 1/4"	<b>D1W783024NQ</b>	902.	990.	1,081.	1,171.
	77 13/16"	23 1/2"	35 1/2"	23 7/16"	14 15/16"	1 1/4"	<b>D1W783624NQ</b>	1,003.	1,102.	1,203.	1,304.
	83 13/16"	23 1/2"	35 1/2"	23 7/16"	14 15/16"	1 1/4"	<b>D1W843624NQ</b>	1,033.	1,138.	1,240.	1,344.
	89 13/16"	23 1/2"	29 1/2"	23 7/16"	30 7/16"	1 1/4"	<b>D1W903024NQ</b>	1,022.	1,124.	1,227.	1,328.
	95 13/16"	23 1/2"	29 1/2"	23 7/16"	39"	1 1/4"	<b>D1W963024NQ</b>	1,091.	1,200.	1,308.	1,419.
	95 13/16"	23 1/2"	35 1/2"	23 7/16"	14 15/16"	1 1/4"	<b>D1W963624NQ</b>	1,118.	1,231.	1,342.	1,454.
	95 13/16"	29 1/2"	35 1/2"	23 7/16"	30 7/16"	1 1/4"	<b>D1W963630NQ</b>	1,118.	1,231.	1,342.	1,454.



Order Code	Ordering Information	Included with:	Options
<b>Worksurfaces</b>	<b>Worksurfaces</b>	<b>Worksurfaces</b>	<b>Worksurfaces</b>
<i>Example:</i> <b>D1R 303024N Q, 114, 114</b>	1. Pattern Number		• Center-Located Edge Grommet
<b>D1R</b> Pattern Number	2. Laminate Finish		To specify, replace the "N" suffix from the pattern number with "G".
<b>303024N</b>	3. Edge Band Finish		<b>Add \$19.</b>
<b>114</b> Folkstone Grey Laminate			• Woodgrain PVC edge
<b>114</b> Folkstone Grey Edge Band			• Metal edge

# Dividends Worksurfaces

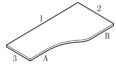
## Curvilinear Wave End

### Right

Standard Specials Systems

Dividends Horizon System

description	1	2	3	A	B	t	pattern no.	PVC edge	woodgrain PVC edge	metal edge	techgrain w/ techgrain edge
Curvilinear Wave End Right No Grommet	29 1/2"	29 1/2"	23 1/2"	2 15/16"	14 15/16"	1 1/4"	<b>D1W302430NQ</b>	\$577.	\$634.	\$692.	\$750.
	35 13/16"	23 1/2"	17 1/2"	2 15/16"	14 15/16"	1 1/4"	<b>D1W361824NQ</b>	645.	708.	775.	838.
	47 13/16"	35 13/16"	23 1/2"	14 15/16"	14 15/16"	1 1/4"	<b>D1W482436NQ</b>	740.	815.	888.	964.
	53 13/16"	29 1/2"	23 1/2"	14 15/16"	14 15/16"	1 1/4"	<b>D1W542430NQ</b>	749.	824.	899.	974.
	59 13/16"	29 1/2"	17 1/2"	14 15/16"	23 7/16"	1 1/4"	<b>D1W601830NQ</b>	763.	838.	914.	990.
	59 13/16"	29 1/2"	23 1/2"	18 7/16"	23 7/16"	1 1/4"	<b>D1W602430NQ</b>	763.	838.	914.	990.
	59 13/16"	35 1/2"	23 1/2"	14 15/16"	17 1/2"	1 1/4"	<b>D1W602436NQ</b>	852.	938.	1,023.	1,109.
	65 13/16"	29 1/2"	23 1/2"	15 15/16"	23 7/16"	1 1/4"	<b>D1W662430NQ</b>	800.	879.	961.	1,041.
	65 13/16"	35 1/2"	23 1/2"	14 15/16"	23 7/16"	1 1/4"	<b>D1W662436NQ</b>	897.	986.	1,075.	1,164.
	71 13/16"	35 1/2"	29 1/2"	30 7/16"	23 7/16"	1 1/4"	<b>D1W723036NQ</b>	931.	1,023.	1,116.	1,208.
	77 13/16"	29 1/2"	23 1/2"	30 7/16"	23 7/16"	1 1/4"	<b>D1W782430NQ</b>	902.	990.	1,081.	1,171.
	77 13/16"	35 1/2"	23 1/2"	14 15/16"	23 7/16"	1 1/4"	<b>D1W782436NQ</b>	1,003.	1,102.	1,203.	1,304.
	83 13/16"	35 1/2"	23 1/2"	14 15/16"	23 7/16"	1 1/4"	<b>D1W842436NQ</b>	1,033.	1,138.	1,240.	1,344.
	89 13/16"	29 1/2"	23 1/2"	30 7/16"	23 7/16"	1 1/4"	<b>D1W902430NQ</b>	1,022.	1,124.	1,227.	1,328.
	95 13/16"	29 1/2"	23 1/2"	39"	23 7/16"	1 1/4"	<b>D1W962430NQ</b>	1,091.	1,200.	1,308.	1,419.
	95 13/16"	35 1/2"	23 1/2"	14 15/16"	23 7/16"	1 1/4"	<b>D1W962436NQ</b>	1,118.	1,231.	1,342.	1,454.
	95 13/16"	35 1/2"	23 1/2"	30 7/16"	23 7/16"	1 1/4"	<b>D1W963036NQ</b>	1,118.	1,231.	1,342.	1,454.



#### Ordering Information

##### Worksurfaces

1. Pattern Number
2. Laminate Finish
3. Edge Band Finish

#### Order Code

##### Worksurfaces

*Example:* **D1R 302430N Q, 114, 114**

**D1R** Pattern Number  
**302430N**

**Q14** Folkstone  
Grey Laminate

**114** Folkstone Grey Edge  
Band

#### Included with:

##### Worksurfaces

#### Options

##### Worksurfaces

- Center-Located Edge Grommet  
To specify, replace the "N" suffix from the pattern number with "G".  
**Add \$19.**
- Woodgrain PVC edge
- Metal edge

# Dividends Worksurfaces

## Rectilinear Corner, Split Top Corner

Standard Specials Systems

description	1	2	3	4	t	pattern no.	PVC edge	woodgrain PVC edge	metal edge	techgrain w/ techgrain edge
Rectilinear Corner Worksurface. 30" Deep Return Left 30" Deep Return Right With Grommets	42"	42"	30"	30"	1 1/4"	<b>D1C4230GQ</b>	\$705.	\$777.	\$847.	\$1,306.
Rectilinear Corner Worksurface. 30" Deep Return Left 30" Deep Return Right No Grommets	42"	42"	30"	30"	1 1/4"	<b>D1C4230NQ</b>	667.	735.	801.	1,272.
Rectilinear Corner Worksurface. 36" Deep Return Left 36" Deep Return Right With Grommets	48"	48"	36"	36"	1 1/4"	<b>D1C4836GQ</b>	801.	883.	962.	1,464.
Rectilinear Corner Worksurface. 36" Deep Return Left 36" Deep Return Right No Grommets	48"	48"	36"	36"	1 1/4"	<b>D1C4836NQ</b>	764.	839.	915.	1,429.
Split Top Corner Worksurface With Grommets	36"	36"	24"	24"	1 1/4"	<b>D1CS3624GQ</b>	2,050.	2,255.	2,460.	3,556.
Split Top Corner Worksurface No Grommets	36"	36"	24"	24"	1 1/4"	<b>D1CS3624NQ</b>	2,012.	2,213.	2,414.	3,521.



### Ordering Information

#### Worksurfaces

1. Pattern Number
2. Laminate Finish
3. Edge Band Finish

#### Split Top Corner Worksurfaces

1. Pattern Number
2. Laminate Finish
3. Edge Band Finish

### Order Code

#### Worksurfaces

*Example:* **D1C 4230G Q 117, 115**

**D1C** Pattern Number  
**4230G Q**

**117** Soft Grey Laminate

**115** Medium Grey Edge Band

#### Split Top Corner Worksurfaces

*Example:* **D1CS 3624G Q 117, 117**

**D1CS** Pattern Number  
**3624G Q**

**117** Soft Grey Laminate

**117** Soft Grey Edge Band

### Included with:

#### Worksurfaces

- Worksurface
- Panel-to-Worksurface Bracket
- Split Top Corner Worksurfaces

#### Split Top Corner Worksurfaces

- Front Worksurface
- Back Worksurface
- Split Top Mechanism
- Flat Brackets
- Panel-to-Worksurface Bracket

### Options

#### Worksurfaces

- 2 Center-Located Edge Grommets
- Woodgrain PVC edge
- Metal edge

#### Worksurfaces

- 2 Center-Located Edge Grommets
- Woodgrain PVC edge
- Metal edge

Dividends Worksurfaces  
 Curvilinear Corner  
 “L” Shape-24” Depths

description	1	2	3	4	t	pattern no.	PVC edge	woodgrain PVC edge	metal edge	techgrain w/ techgrain edge
Curvilinear Corner “L” Shape Worksurface 24”	36”	48”	24”	24”	1 1/4”	<b>D1L3648SSNQ</b>	\$719.	\$789.	\$861.	\$1,292.
Deep Returns Left and Right No Grommet	36”	54”	24”	24”	1 1/4”	<b>D1L3654SSNQ</b>	809.	888.	970.	1,454.
	36”	60”	24”	24”	1 1/4”	<b>D1L3660SSNQ</b>	889.	978.	1,066.	1,602.
	36”	72”	24”	24”	1 1/4”	<b>D1L3672SSNQ</b>	947.	1,042.	1,136.	1,705.
	36”	78”	24”	24”	1 1/4”	<b>D1L3678SSNQ</b>	958.	1,054.	1,150.	1,723.
	42”	48”	24”	24”	1 1/4”	<b>D1L4248SSNQ</b>	726.	797.	871.	1,306.
	42”	54”	24”	24”	1 1/4”	<b>D1L4254SSNQ</b>	889.	978.	1,066.	1,602.
	42”	84”	24”	24”	1 1/4”	<b>D1L4284SSNQ</b>	1,195.	1,315.	1,433.	2,151.
	48”	36”	24”	24”	1 1/4”	<b>D1L4836SSNQ</b>	719.	789.	861.	1,292.
	48”	42”	24”	24”	1 1/4”	<b>D1L4842SSNQ</b>	726.	797.	871.	1,306.
	48”	54”	24”	24”	1 1/4”	<b>D1L4854SSNQ</b>	899.	988.	1,079.	1,616.
	48”	78”	24”	24”	1 1/4”	<b>D1L4878SSNQ</b>	1,064.	1,171.	1,278.	1,917.
	48”	96”	24”	24”	1 1/4”	<b>D1L4896SSNQ</b>	1,331.	1,464.	1,599.	2,396.
	54”	36”	24”	24”	1 1/4”	<b>D1L5436SSNQ</b>	809.	888.	970.	1,454.
	54”	42”	24”	24”	1 1/4”	<b>D1L5442SSNQ</b>	889.	978.	1,066.	1,602.
	54”	48”	24”	24”	1 1/4”	<b>D1L5448SSNQ</b>	899.	988.	1,079.	1,616.
	60”	36”	24”	24”	1 1/4”	<b>D1L6036SSNQ</b>	889.	978.	1,066.	1,602.
	72”	36”	24”	24”	1 1/4”	<b>D1L7236SSNQ</b>	947.	1,042.	1,136.	1,705.
	78”	36”	24”	24”	1 1/4”	<b>D1L7836SSNQ</b>	958.	1,054.	1,150.	1,723.
	84”	42”	24”	24”	1 1/4”	<b>D1L8442SSNQ</b>	1,195.	1,315.	1,433.	2,151.
	96”	48”	24”	24”	1 1/4”	<b>D1L9648SSNQ</b>	1,331.	1,464.	1,599.	2,396.

**Ordering Information**

1. **Worksurfaces**
2. Pattern Number
3. Laminate Finish
4. Edge Band Finish

**Order Code**

<b>Worksurfaces</b>	
<i>Example:</i> <b>D1L 3648SSN Q M42, E</b>	
<b>D1L</b>	Pattern Number
<b>3648SSN</b>	
<b>M42</b>	Soft grey laminate
<b>E</b>	Edge Band

**Included With:**

- Worksurfaces**  
 Worksurface  
 Panel-to-Worksurface Bracket

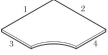
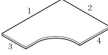
**Options**

- Worksurfaces**
- 2 center-located edge grommets  
 To specify, replace the “N” suffix from the pattern number with “G”  
**Add \$30**
  - Woodgrain PVC edge
  - Metal edge

# Dividends Worksurfaces

## Curvilinear Corner

### "L" Shape-30" Depths

description	1	2	3	4	t	pattern no.	PVC edge	woodgrain PVC edge	metal edge	techgrain w/ techgrain edge
Curvilinear Corner "L" Shape Worksurface 30"	42"	42"	30"	30"	1 1/4"	<b>D1L4242DDNQ</b>	\$784.	\$862.	\$940.	\$1,411.
Deep Returns Left and Right No Grommet	42"	60"	30"	30"	1 1/4"	<b>D1L4260DDNQ</b>	912.	1,004.	1,095.	1,643.
	42"	66"	30"	30"	1 1/4"	<b>D1L4266DDNQ</b>	957.	1,053.	1,149.	1,721.
	42"	72"	30"	30"	1 1/4"	<b>D1L4272DDNQ</b>	1,002.	1,101.	1,202.	1,801.
	48"	60"	30"	30"	1 1/4"	<b>D1L4860DDNQ</b>	957.	1,053.	1,149.	1,721.
	48"	66"	30"	30"	1 1/4"	<b>D1L4866DDNQ</b>	1,000.	1,100.	1,200.	1,800.
	48"	72"	30"	30"	1 1/4"	<b>D1L4872DDNQ</b>	1,047.	1,151.	1,253.	1,882.
	48"	84"	30"	30"	1 1/4"	<b>D1L4884DDNQ</b>	1,182.	1,300.	1,419.	2,126.
	48"	96"	30"	30"	1 1/4"	<b>D1L4896DDNQ</b>	1,317.	1,449.	1,580.	2,371.
	60"	42"	30"	30"	1 1/4"	<b>D1L6042DDNQ</b>	912.	1,005.	1,095.	1,643.
	60"	48"	30"	30"	1 1/4"	<b>D1L6048DDNQ</b>	957.	1,053.	1,149.	1,721.
	66"	42"	30"	30"	1 1/4"	<b>D1L6642DDNQ</b>	957.	1,053.	1,149.	1,721.
	66"	48"	30"	30"	1 1/4"	<b>D1L6648DDNQ</b>	1,000.	1,100.	1,200.	1,800.
	72"	42"	30"	30"	1 1/4"	<b>D1L7242DDNQ</b>	1,002.	1,101.	1,202.	1,801.
	72"	48"	30"	30"	1 1/4"	<b>D1L7248DDNQ</b>	1,047.	1,151.	1,253.	1,882.
	84"	48"	30"	30"	1 1/4"	<b>D1L8448DDNQ</b>	1,182.	1,300.	1,419.	2,126.
	96"	48"	30"	30"	1 1/4"	<b>D1L9648DDNQ</b>	1,317.	1,449.	1,580.	2,371.

#### Ordering Information

1. Worksurfaces
2. Pattern Number
3. Laminate Finish
4. Edge Band Finish

#### Order Code

<b>Worksurfaces</b>	
<i>Example:</i>	<b>D1L 4272DDN Q, 117, 117</b>
<b>D1L</b>	Pattern Number
<b>4272DDN</b>	
<b>Q17</b>	Soft Grey laminate
<b>117</b>	Soft Grey Edge Band

#### Included with:

**Worksurfaces**  
 Worksurface  
 Panel-to-Worksurface Bracket

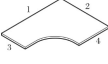
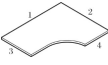
#### Options

- Worksurfaces**
- 2 center-located edge grommets  
 To specify, replace the "N" suffix from the pattern number with "G"  
**Add \$30**
  - Woodgrain PVC edge
  - Metal edge

# Dividends Worksurfaces

## Curvilinear Corner

### "L" Shape-Mixed Depths

description	1	2	3	4	t	pattern no.	PVC edge	woodgrain PVC edge	metal edge	techgrain w/ techgrain edge
Curvilinear Corner "L" Shape Worksurface 24" Deep Return Left and 30" Deep Return Right	36"	48"	24"	30"	1 1/4"	<b>D1L3648SDNQ</b>	\$756.	\$832.	\$908.	\$1,362.
	36"	54"	24"	30"	1 1/4"	<b>D1L3654SDNQ</b>	842.	927.	1,011.	1,516.
	42"	42"	24"	30"	1 1/4"	<b>D1L4242SDNQ</b>	765.	841.	917.	1,377.
	42"	48"	24"	30"	1 1/4"	<b>D1L4248SDNQ</b>	774.	850.	928.	1,391.
	42"	66"	24"	30"	1 1/4"	<b>D1L4266SDNQ</b>	928.	1,020.	1,114.	1,669.
	42"	72"	24"	30"	1 1/4"	<b>D1L4272SDNQ</b>	973.	1,069.	1,167.	1,751.
	48"	42"	24"	30"	1 1/4"	<b>D1L4842SDNQ</b>	774.	850.	928.	1,391.
	48"	78"	24"	30"	1 1/4"	<b>D1L4878SDNQ</b>	1,041.	1,145.	1,247.	1,874.
	48"	84"	24"	30"	1 1/4"	<b>D1L4884SDNQ</b>	1,109.	1,218.	1,330.	1,996.
	54"	36"	24"	30"	1 1/4"	<b>D1L5436SDNQ</b>	842.	927.	1,011.	1,516.
	66"	42"	24"	30"	1 1/4"	<b>D1L6642SDNQ</b>	928.	1,020.	1,114.	1,669.
	72"	42"	24"	30"	1 1/4"	<b>D1L7242SDNQ</b>	973.	1,069.	1,167.	1,751.
	78"	48"	24"	30"	1 1/4"	<b>D1L7848SDNQ</b>	1,041.	1,145.	1,247.	1,874.
	84"	48"	24"	30"	1 1/4"	<b>D1L8448SDNQ</b>	1,109.	1,218.	1,330.	1,996.
	96"	48"	24"	30"	1 1/4"	<b>D1L9648SDNQ</b>	1,244.	1,370.	1,493.	2,242.
	Curvilinear Corner "L" Shape Worksurface 30" Deep Return Left and 24" Deep Return Right	36"	48"	30"	24"	1 1/4"	<b>D1L3648DSNQ</b>	756.	832.	908.
	42"	42"	30"	24"	1 1/4"	<b>D1L4242DSNQ</b>	765.	841.	917.	1,377.
	42"	48"	30"	24"	1 1/4"	<b>D1L4248DSNQ</b>	774.	850.	928.	1,391.
	42"	66"	30"	24"	1 1/4"	<b>D1L4266DSNQ</b>	928.	1,020.	1,114.	1,669.
	42"	72"	30"	24"	1 1/4"	<b>D1L4272DSNQ</b>	973.	1,069.	1,167.	1,751.
	48"	78"	30"	24"	1 1/4"	<b>D1L4878DSNQ</b>	1,041.	1,145.	1,247.	1,874.
	48"	84"	30"	24"	1 1/4"	<b>D1L4884DSNQ</b>	1,109.	1,218.	1,330.	1,996.
	48"	96"	30"	24"	1 1/4"	<b>D1L4896DSNQ</b>	1,244.	1,370.	1,493.	2,242.
	54"	36"	30"	24"	1 1/4"	<b>D1L5436DSNQ</b>	842.	927.	1,011.	1,516.
	66"	42"	30"	24"	1 1/4"	<b>D1L6642DSNQ</b>	928.	1,020.	1,114.	1,669.
	72"	42"	30"	24"	1 1/4"	<b>D1L7242DSNQ</b>	973.	1,069.	1,167.	1,751.

#### Ordering Information

- Worksurfaces**
1. Pattern Number
  2. Laminate Finish
  3. Edge Band Finish

Note: "S" = 24"D  
"D" = 30"D

#### Order Code

**Worksurfaces**

*Example:* **D1L 4272SDN Q, CH, Y1**

<b>D1L</b>	Pattern Number
<b>4272SDN</b>	
<b>QH</b>	Chiffon Laminate
<b>Y1</b>	Pewter edge band

#### Included with:

- Worksurfaces**
- Worksurface
  - Panel-to-worksurface bracket

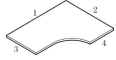
#### Options

- Worksurfaces**
- 2 center-located edge grommets  
To specify, replace the "N" suffix from the pattern number with "G"  
**Add \$30**
  - Woodgrain PVC edge
  - Metal edge



Dividends Worksurfaces  
*Curvilinear Corner*  
*“L” Shape-Mixed Depths*

description	1	2	3	4	t	pattern no.	PVC edge	woodgrain PVC edge	metal edge	techgrain w/ techgrain edge
Curvilinear Corner “L” Shape Worksurface 30”	78”	48”	30”	24”	1 1/4”	<b>D1L7848DSNQ</b>	\$1,041.	\$1,145.	\$1,247.	\$1,874.
Deep Return Left and 24” Deep Return Right	84”	48”	30”	24”	1 1/4”	<b>D1L8448DSNQ</b>	1,109.	1,218.	1,330.	1,996.



**Ordering Information**

**Worksurfaces**

1. Pattern Number
2. Laminate Finish
3. Edge Band Finish

Note: “S” = 24”D  
 “D” = 30”D

**Order Code**

**Worksurfaces**

*Example:* **D1L 4272SDN Q, CH, Y1**

**D1L** Pattern Number

**4272SDN**

**QH** Chiffon Laminate

**Y1** Pewter edge band

**Included with:**

**Worksurfaces**

- Worksurface
- Panel-to-worksurface bracket

**Options**

**Worksurfaces**




- 2 center-located edge grommets  
 To specify, replace the “N” suffix from the pattern number with “G”  
**Add \$30**
- Woodgrain PVC edge
- Metal edge

# Dividends Worksurfaces

## “D”, “P” and “9” Peninsula, And Corner Round Worksurface

Standard Specials Systems

Dividends Horizon System

description	w	d	pattern no.	PVC edge	woodgrain PVC edge	metal edge	techgrain w/ techgrain edge
“D” Peninsula Worksurface 	30	24	<b>D1D3024NQ</b>	\$508.	\$558.	\$609.	\$913.
	30	30	<b>D1D3030NQ</b>	562.	617.	674.	1,012.
	36	24	<b>D1D3624NQ</b>	532.	584.	637.	955.
	36	30	<b>D1D3630NQ</b>	585.	644.	701.	1,054.
	54	24	<b>D1D5424NQ</b>	599.	659.	720.	1,078.
	54	30	<b>D1D5430NQ</b>	746.	822.	896.	1,344.
	54	36	<b>D1D5436NQ</b>	887.	976.	1,064.	1,598.
	60	24	<b>D1D6024NQ</b>	666.	734.	800.	1,200.
	60	36	<b>D1D6036NQ</b>	914.	1,007.	1,098.	1,646.
	66	24	<b>D1D6624NQ</b>	735.	810.	880.	1,323.
	66	36	<b>D1D6636NQ</b>	938.	1,030.	1,125.	1,688.
	72	24	<b>D1D7224NQ</b>	802.	884.	964.	1,446.
	78	24	<b>D1D7824NQ</b>	871.	959.	1,047.	1,568.
	78	30	<b>D1D7830NQ</b>	927.	1,019.	1,113.	1,667.
	78	36	<b>D1D7836NQ</b>	1,007.	1,105.	1,206.	1,811.
	84	24	<b>D1D8424NQ</b>	939.	1,032.	1,126.	1,690.
	84	30	<b>D1D8430NQ</b>	995.	1,094.	1,193.	1,791.
	84	36	<b>D1D8436NQ</b>	1,073.	1,182.	1,287.	1,934.
	96	24	<b>D1D9624NQ</b>	1,072.	1,180.	1,286.	1,931.
	96	30	<b>D1D9630NQ</b>	1,101.	1,212.	1,322.	1,982.
96	36	<b>D1D9636NQ</b>	1,210.	1,331.	1,452.	2,178.	
Conferencing worksurface (left hand shown) 	60	48	<b>DB1BD48DLQ</b>	1,289.	1,420.	1,549.	3,283.
	60	48	<b>DB1BD48DRQ</b>	1,289.	1,420.	1,549.	3,283.
Blended “D” Peninsula Worksurface (left hand shown) 	54	48	<b>D1BD5448DLQ</b>	884.	973.	1,060.	3,567.
		48	<b>D1BD5448DRQ</b>	884.	973.	1,060.	3,567.
		48	<b>D1BD5448SLQ</b>	851.	937.	1,022.	3,510.
		48	<b>D1BD5448SRQ</b>	851.	937.	1,022.	3,510.
	60	48	<b>D1BD6048DLQ</b>	912.	1,005.	1,095.	3,688.
		48	<b>D1BD6048DRQ</b>	912.	1,005.	1,095.	3,688.

### Ordering Information

- “D” Worksurface**
1. Pattern Number
  2. Laminate Finish
  3. Edge Band Finish

### Order Code

**“D” Worksurface**  
*Example:* **D1BD 5448DL Q, 114, 114**

---

**D1BD** Pattern Number  
**5448 DL Q**

---

**114** Folkstone Grey Laminate

---

**114** Folkstone grey Edge Band

### Included with:


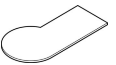

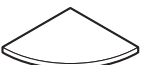
- “D” Worksurface**
- Worksurface
- Note: Support column and panel-to-worksurface brackets must be ordered separately.

### Options

- “D” Worksurfaces**
- Woodgrain PVC edge
  - Metal edge

Dividends Worksurfaces  
 “D”, “P” and “9” Peninsula,  
 And Corner Round Worksurface

Standard Specials Systems

description	w	d	pattern no.	PVC edge	woodgrain PVC edge	metal edge	techgrain w/ techgrain edge
Blended “D” Peninsula Worksurface ( left hand shown ) 	60	48	<b>D1BD6048SLQ</b>	\$868.	\$953.	\$1,041.	\$3,504.
		48	<b>D1BD6048SRQ</b>	868.	953.	1,041.	3,504.
	72	42	<b>D1BD7242DLQ</b>	946.	1,041.	1,135.	3,822.
		42	<b>D1BD7242DRQ</b>	946.	1,041.	1,135.	3,822.
		42	<b>D1BD7242SLQ</b>	886.	975.	1,063.	3,764.
		42	<b>D1BD7242SRQ</b>	886.	975.	1,063.	3,764.
	78	48	<b>D1BD7848DLQ</b>	1,014.	1,116.	1,216.	4,307.
		48	<b>D1BD7848DRQ</b>	1,014.	1,116.	1,216.	4,307.
		48	<b>D1BD7848SLQ</b>	953.	1,051.	1,145.	4,250.
		48	<b>D1BD7848SRQ</b>	953.	1,051.	1,145.	4,250.
	84	48	<b>D1BD8448DLQ</b>	1,082.	1,191.	1,300.	4,669.
		48	<b>D1BD8448DRQ</b>	1,082.	1,191.	1,300.	4,669.
48		<b>D1BD8448SLQ</b>	1,022.	1,124.	1,227.	4,409.	
48		<b>D1BD8448SRQ</b>	1,022.	1,124.	1,227.	4,409.	
Peninsula Worksurface, P-shaped 	54	30	<b>D1P5430NQ</b>	838.	922.	1,007.	2,305.
	60	30	<b>D1P6030NQ</b>	852.	938.	1,023.	2,343.
	78	36	<b>D1P7836NQ</b>	1,069.	1,177.	1,282.	2,941.
	84	30	<b>D1P8430NQ</b>	1,043.	1,148.	1,251.	2,868.
	90	30	<b>D1P9030NQ</b>	1,112.	1,222.	1,335.	3,055.
Peninsula Worksurface, 9-shaped 	54	30	<b>D195430NQ</b>	838.	923.	1,007.	2,305.
	60	30	<b>D196030NQ</b>	852.	938.	1,023.	2,343.
	78	36	<b>D197836NQ</b>	1,069.	1,177.	1,282.	2,941.
	84	30	<b>D198430NQ</b>	1,043.	1,148.	1,251.	2,868.
	90	30	<b>D199030NQ</b>	1,112.	1,222.	1,335.	3,055.
Corner Round Worksurface 	30	30	<b>D1CRR30Q</b>	340.	375.	410.	1,503.

**Ordering Information**

- “D” Worksurface**  
 1. Pattern Number  
 2. Laminate Finish  
 3. Edge Band Finish

**Order Code**

**“D” Worksurface**  
*Example:* **D1BD 5448DL Q, 114, 114**  


---

**D1BD** Pattern Number  
**5448 DL Q**  


---

**114** Folkstone Grey Laminate  


---

**114** Folkstone grey Edge Band

**Included with:**

- “D” Worksurface**  
 • Worksurface  
 Note: Support column and panel-to-worksurface brackets must be ordered separately.


**Options**

- “D” Worksurfaces**  
 • Woodgrain PVC edge  
 • Metal edge


# Dividends Worksurfaces

## Dividends Style File tops

Standard Specials Systems

description	w	d	pattern no.	PVC edge	woodgrain PVC edge	metal edge
Calibre file top 18"d	66"	18"	<b>CE6618Q</b>	\$352.	\$385.	\$420.
	78"	18"	<b>CE7818Q</b>	391.	431.	469.
	96"	18"	<b>CE9618Q</b>	505.	556.	607.
	114"	18"	<b>CE11418Q</b>	571.	627.	685.

Note: File tops are designed for use with Calibre Lateral Files with Calibre Fronts.  
For Morrison Fronts and Series 2 Fronts contact CPD.

description	w	d	pattern no.	PVC edge	woodgrain PVC edge	metal edge
Calibre file top 36"d	48"	36"	<b>CE4836Q</b>	405.	445.	485.
	54"	36"	<b>CE5436Q</b>	464.	510.	556.
	66"	36"	<b>CE6636Q</b>	524.	577.	628.
	78"	36"	<b>CE7836Q</b>	583.	642.	699.
	96"	36"	<b>CE9636Q</b>	711.	783.	854.
	102"	36"	<b>CE10236Q</b>	753.	830.	904.
	114"	36"	<b>CE11436Q</b>	818.	901.	982.
	120"	36"	<b>CE12036Q</b>	884.	972.	1,060.

Note: File tops are designed for use with Calibre Lateral Files with Calibre Fronts.  
For Morrison Fronts and Series 2 Fronts contact CPD.

### Order Code

30X18 Equity/Dividends Style File  
Tops (Calibre Files)

Example: **CE3018**

<b>CE</b>	Equity/Dividend Edge
<b>30</b>	30" Wide
<b>18</b>	18" Deep

### Specification Information

CE prefixed lateral file tops are designed to be attached to standard 18" deep (nominal) Calibre lateral files and cabinets. Please note that Calibre bookcases are 15" deep nominal and will not accept a Calibre lateral file laminate tops.

Calibre desking surfaces are not designed to serve as lateral file worksurface tops.

### Application Notes

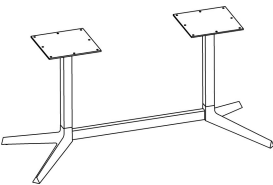
Designed for use with standard 18" deep nominal Calibre lateral files and cabinets only.

Actual dimensions are listed in inches

# Dividends Table Supports

## Double Y Leg Base

Standard Specials Systems

description	type	pattern no.	P1/P2/P3
 <p>Y-Base, Double with stretcher</p>	For use with 60" Wide x 24" or 30" Deep	<b>DT1BYD602430Q</b>	\$1,119.
	For use with 60" Wide x 36" Deep	<b>DT1BYD6036Q</b>	1,124.
	For use with 66" Wide x 24" or 30" Deep	<b>DT1BYD662430Q</b>	1,130.
	For use with 66" Wide x 36" Deep	<b>DT1BYD6636Q</b>	1,137.
	For use with 72" Wide x 24" or 30" Deep	<b>DT1BYD722430Q</b>	1,142.
	For use with 72" Wide x 36" Deep	<b>DT1BYD7236Q</b>	1,147.
	For use with 72" Wide x 42" Deep	<b>DT1BYD7242Q</b>	1,147.
	For use with 78" Wide x 24" or 30" Deep	<b>DT1BYD782430Q</b>	1,154.
	For use with 78" Wide x 36" Deep	<b>DT1BYD7836Q</b>	1,160.
	For use with 78" Wide x 42" Deep	<b>DT1BYD7842Q</b>	1,160.
	For use with 84" Wide x 24" or 30" Deep	<b>DT1BYD842430Q</b>	1,165.
	For use with 84" Wide x 36" Deep	<b>DT1BYD8436Q</b>	1,171.
	For use with 84" Wide x 42" Deep	<b>DT1BYD8442Q</b>	1,171.
	For use with 90" Wide x 24" or 30" Deep	<b>DT1BYD902430Q</b>	1,176.
	For use with 90" Wide x 36" Deep	<b>DT1BYD9036Q</b>	1,182.
	For use with 90" Wide x 42" Deep	<b>DT1BYD9042Q</b>	1,182.
	For use with 96" Wide x 24" or 30" Deep	<b>DT1BYD962430Q</b>	1,189.
	For use with 96" Wide x 36" Deep	<b>DT1BYD9636Q</b>	1,195.
	For use with 96" Wide x 42" Deep	<b>DT1BYD9642Q</b>	1,195.

### Ordering Information

#### Table Supports:

1. Pattern number
2. Paint Finish

### Order Code

#### Double Y Leg Base:

*Example:* **DT1BYD,114**

**DT1** Dividends Horizon  
Table

**B** Base

**YD** Double Y

**114** Paint Finish

### Included with:

**Note:** Table supports are only available in Knoll core finishes.

description	w	d	h	pattern no.	list	P1	P2	P3
Coat hook, 4 per pkg. For Flat top cap				<b>DP5CHQ</b>	\$262.			
Wall mounted bracket with cover For 14" h panel mounted sliding door overheads	30"		14"	<b>DS3WMC1430Q</b>		211.	229.	247.
	33"		14"	<b>DS3WMC1433Q</b>		215.	233.	251.
	36"		14"	<b>DS3WMC1436Q</b>		215.	233.	251.
	42"		14"	<b>DS3WMC1442Q</b>		218.	237.	257.
	48"		14"	<b>DS3WMC1448Q</b>		224.	246.	265.
Wall mounted bracket with cover For 21" h panel mounted sliding door overheads	30"		21"	<b>DS3WMC2130Q</b>		261.	286.	309.
	33"		21"	<b>DS3WMC2133Q</b>		267.	291.	315.
	36"		21"	<b>DS3WMC2136Q</b>		267.	291.	315.
	42"		21"	<b>DS3WMC2142Q</b>		288.	315.	339.
	48"		21"	<b>DS3WMC2148Q</b>		303.	331.	359.
Aluminum shelf with panel brackets	18"	8"	1"	<b>DS1AS18Q( )()</b>	491.			
	24"	8"	1"	<b>DS1AS24Q( )()</b>	518.			
	30"	8"	1"	<b>DS1AS30Q( )()</b>	552.			
	36"	8"	1"	<b>DS1AS36Q( )()</b>	585.			
	42"	8"	1"	<b>DS1AS42Q( )()</b>	614.			
	48"	8"	1"	<b>DS1AS48Q( )()</b>	642.			
	54"	8"	1"	<b>DS1AS54Q( )()</b>	670.			
	60"	8"	1"	<b>DS1AS60Q( )()</b>	701.			
	66"	8"	1"	<b>DS1AS72Q( )()</b>	729.			
	72"	8"	1"	<b>DS1AS66Q( )()</b>	756.			



**Ordering Information**

**Coat hook**

1. Pattern Number
2. Paint Finish

**Wall mounted bracket with cover**

1. Pattern Number
2. Paint Finish

**Aluminum shelf**

1. Bracket finish  
any standard paint finish
2. Shelf finish  
Anodized Aluminum or any standard paint finish except Silver (613)

**Application Notes**

**Wall mounted bracket with cover**

For 60" wide overhead, use (2x) 30" brackets  
For 66" wide overhead, use (2x) 33" brackets  
For 72" wide overhead, use (2x) 36" brackets

Cover is required for aesthetics purpose

**Aluminum display shelf**

Aluminum display shelves provide an additional level of storage between the worksurface and standard overhead storage.

Aluminum display shelves include brackets for support from vertical panel connector tracks.

Shelves may be mounted on any combination of vertical panels of the same total width.

Shelves may extend 12" past the mounting bracket on either side.

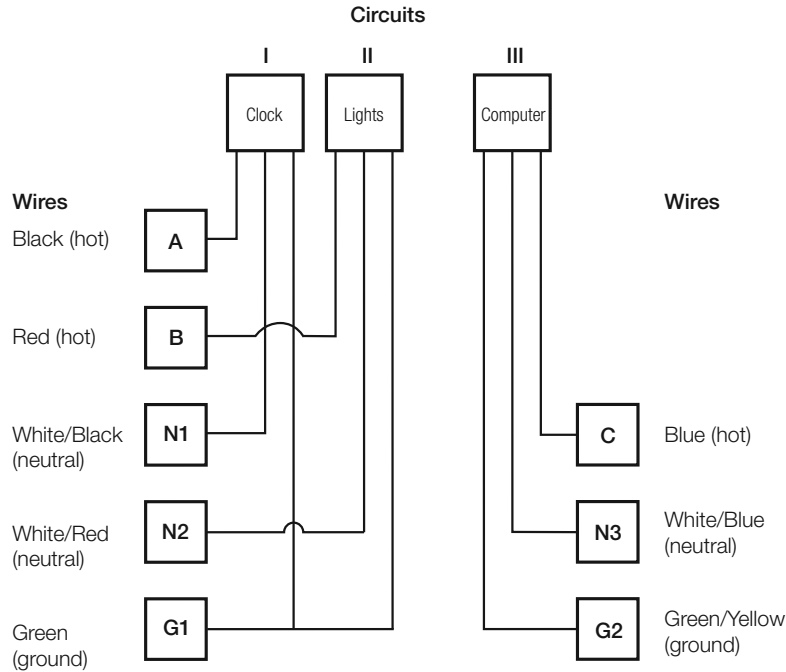
Dividends Electrical  
*Alternative Electrical Specification*  
 8-wire (2+1) and 10-wire (2+2) Electrical Systems

**Dividends Horizon Electrical Specifications**

**Wiring Diagram**

8-wire / 3-circuit (2+1)

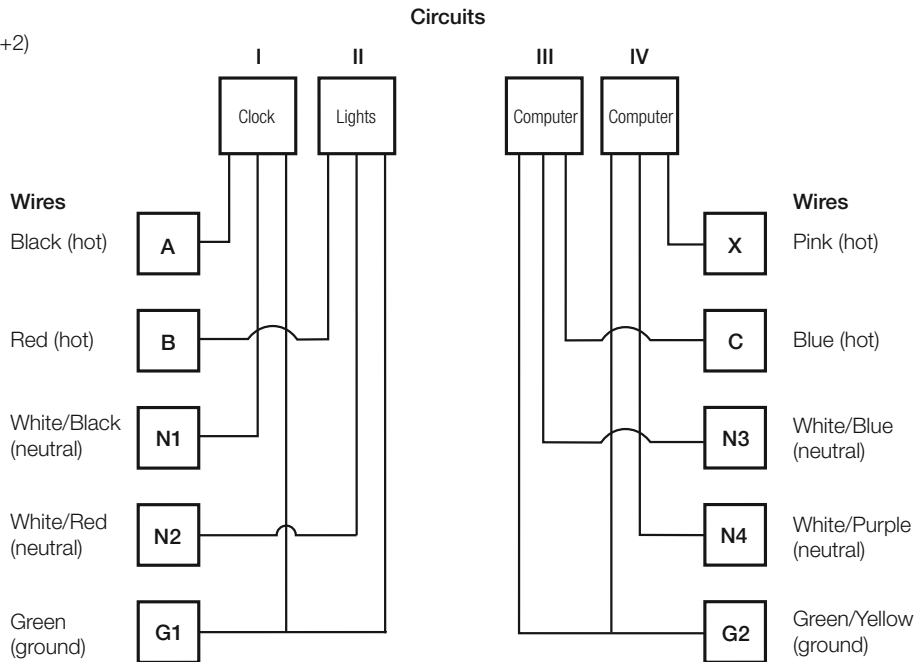
INDEPENDENT  
 NEUTRAL



**Wiring Diagram**

10-wire / 4-circuit (2+2)

INDEPENDENT  
 NEUTRAL









Please note that electrical components (i.e. power module, power jumpers and receptacles) from the 8 and 10-wire electrical systems with independent neutrals **cannot** be used with the 8-wire (3+1 and 2+2) and 10-wire (3+3) electrical systems that have shared neutrals.

*Base Raceway*

*Power Modules, Connectors and Jumpers*

*8-wire (2+1) and 10-wire (2+2)*

description	type	pattern no.	list	OE	OT
Power Module - Double sided for raceway on both sides 	24" W Panel	<b>DE(0E/0T)PM24Q</b>		\$131.	\$136.
	30" W Panel	<b>DE(0E/0T)PM30Q</b>		139.	140.
	36" W Panel	<b>DE(0E/0T)PM36Q</b>		155.	150.
	42" W Panel	<b>DE(0E/0T)PM42Q</b>		155.	157.
	48" W Panel	<b>DE(0E/0T)PM48Q</b>		163.	167.
Power Connector (power module-to-power module) 	12" no post	<b>DE(0E/0T)PCNPQ</b>		84.	101.
	15" with post	<b>DE(0E/0T)PCWPQ</b>		90.	108.
Power Jumper 	18" W Panel	<b>DE(0E/0T)PJ18NPQ</b>		107.	134.
	24" W Panel	<b>DE(0E/0T)PJ24NPQ</b>		111.	140.
	30" W Panel	<b>DE(0E/0T)PJ30NPQ</b>		116.	146.
	36" W Panel	<b>DE(0E/0T)PJ36NPQ</b>		122.	152.
	42" W Panel	<b>DE(0E/0T)PJ42NPQ</b>		129.	158.
	48" W Panel	<b>DE(0E/0T)PJ48NPQ</b>		137.	165.
Power Jumper (with post) 	18" W Panel + Post	<b>DE(0E/0T)PJ18WPQ</b>		108.	138.
	24" W Panel + Post	<b>DE(0E/0T)PJ24WPQ</b>		113.	141.
	30" W Panel + Post	<b>DE(0E/0T)PJ30WPQ</b>		117.	149.
	36" W Panel + Post	<b>DE(0E/0T)PJ36WPQ</b>		126.	155.
	42" W Panel + Post	<b>DE(0E/0T)PJ42WPQ</b>		135.	162.
	48" W Panel + Post	<b>DE(0E/0T)PJ48WPQ</b>		145.	165.
Multiple Panel Power Jumper (with or without post) 	54" W Panel Run	<b>DE(0E/0T)PJ54WPQ</b>		153.	177.
	60" W Panel Run	<b>DE(0E/0T)PJ60WPQ</b>		159.	185.
	66" W Panel Run	<b>DE(0E/0T)PJ66WPQ</b>		159.	185.
	72" W Panel Run	<b>DE(0E/0T)PJ72WPQ</b>		171.	191.
	78" W Panel Run	<b>DE(0E/0T)PJ78WPQ</b>		172.	211.
	84" W Panel Run	<b>DE(0E/0T)PJ84WPQ</b>		190.	215.
	96" W Panel Run	<b>DE(0E/0T)PJ96WPQ</b>		194.	221.
Receptacles 	Duplex circuit 1	<b>DE0DRAQ</b>	44.		
	Duplex circuit 2	<b>DE0DRBQ</b>	44.		
	Duplex circuit 3	<b>DE0DRCQ</b>	44.		
	Duplex circuit 4	<b>DE0DRXQ</b>	44.		

**Ordering Information**

**Order Code**

**Included with:**

**Options**

**Power Jumper**

1. Pattern Number

**Power Jumper**

*Example:* **DE0EPJ18NPQ**

**DE0E** Pattern Number

**PJ42NPQ**

**Power Jumper**

**Note:** Double-sided power module will not fit in a panel base raceway with tile to the floor on one side.

**Power Jumper**

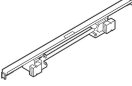
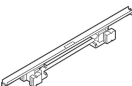




**Options**

(0E) = 8 wire 2+1  
(0T) = 10 wire 2+2



*Beltway*

*Power Modules, Power Connectors and Power Jumpers*

description	type	pattern no.	OE	OT
Beltway Power Module 1-Side 	30"	DE(0E/0T)BPM301Q	\$251.	\$269.
	36"	DE(0E/0T)BPM361Q	261.	278.
	42"	DE(0E/0T)BPM421Q	276.	287.
	48"	DE(0E/0T)BPM481Q	281.	297.
Beltway Power Module 2-Side 	30"	DE(0E/0T)BPM302Q	243.	281.
	36"	DE(0E/0T)BPM362Q	252.	290.
	42"	DE(0E/0T)BPM422Q	272.	298.
	48"	DE(0E/0T)BPM482Q	273.	309.
Beltway Power Connector 	17" no post	DES(0E/0T)BPCNPQ	90.	124.
	20" with post	DES(0E/0T)BPCWPQ	101.	126.
Beltway Power Jumper (no post) 	18"	DES(0E/0T)BPJ18NPQ	121.	137.
	24"	DES(0E/0T)BPJ24NPQ	125.	142.
	30"	DES(0E/0T)BPJ30NPQ	131.	151.
	36"	DES(0E/0T)BPJ36NPQ	137.	155.
	42"	DES(0E/0T)BPJ42NPQ	142.	162.
	48"	DES(0E/0T)BPJ48NPQ	149.	168.
Beltway Power Jumper (with post) 	18"	DES(0E/0T)BPJ18WPQ	124.	140.
	24"	DES(0E/0T)BPJ24WPQ	129.	146.
	30"	DES(0E/0T)BPJ30WPQ	135.	151.
	36"	DES(0E/0T)BPJ36WPQ	139.	155.
	42"	DES(0E/0T)BPJ42WPQ	150.	167.
	48"	DES(0E/0T)BPJ48WPQ	154.	172.
Multiple Panel Power Jumper (with or without post) 	54"	DES(0E/0T)BPJ54WPQ	159.	177.
	60"	DES(0E/0T)BPJ60WPQ	165.	186.
	66"	DES(0E/0T)BPJ66WPQ	171.	191.
	72"	DES(0E/0T)BPJ72WPQ	177.	194.
	78"	DES(0E/0T)BPJ78WPQ	181.	198.
	84"	DES(0E/0T)BPJ84WPQ	192.	203.
	96"	DES(0E/0T)BPJ96WPQ	206.	222.

**Ordering Information**

**Beltway Power Jumper**  
1. Pattern Number

**Order Code**

**Beltway Power Jumper**  
*Example:* **DES0EBPJ18NPQ**  
**DES0EBP** Pattern Number  
**J18NPQ**

**Included with:**




**Beltway Power Jumper**

**Options**

**Beltway Power Jumper**  
**Options**  
(0E) = 8 wire 2+1  
(0T) = 10 wire 2+2

*Beltway*

*Power Modules, Power Connectors and Power Jumpers*

description	type	pattern no.	OE	OT
90° Beltway Power Jumper 	30" beltway panel	<b>DE(0E/0T)PJ120WPQ</b>	\$241.	\$276.
	36" beltway panel	<b>DE(0E/0T)PJ126WPQ</b>	249.	286.
	42" beltway panel	<b>DE(0E/0T)PJ138WPQ</b>	261.	298.
	48" beltway panel	<b>DE(0E/0T)PJ144WPQ</b>	271.	305.
Vertical Power Jumper (within same panel) 		<b>DE(0E/0T)VPJQ</b>	206.	214.
Vertical Power Jumper (from adjacent panel) 	30" beltway panel	<b>DE(0E/0T)PJ48WPQ</b>	145.	165.
	36" & 42" beltway panel	<b>DE(0E/0T)PJ54WPQ</b>	153.	177.
	48" beltway panel	<b>DE(0E/0T)PJ60WPQ</b>	159.	184.

**Ordering Information**

**Order Code**

**Included with:**

**Options**

**Beltway Power Jumper**

**Beltway Power Jumper**

**Beltway Power Jumper**

**Beltway Power Jumper**

1. Pattern Number

*Example:* **DES0EBPJ18NPQ**




**DES0EBP** Pattern Number  
**J18NPQ**

**Options**

(0E) = 8 wire 2+1  
(0T) = 10 wire 2+2

*Infeeds*

*Base Power and Raceway-to-Ceiling Infeeds*

description	length	pattern no.	OE	OT
Base Power Infeed (specify left or right) 	56"	<b>DE(OE/OT)BI56(L/R)Q</b>	\$218.	\$294.
Base Power Infeed (reversible) 	56"	<b>DE(OE/OT)RBI56Q</b>	290.	351.
Raceway-to-Ceiling Infeed 	19 1/2'	<b>DE(OE/OT)CI144Q</b>	330.	398.

**Ordering Information**

**Base Power Infeed (L/R)**

1. Pattern Number

**Order Code**

**Base Power Infeed (L/R)**

*Example:* **DE18 BI56(L)**

**DE18** Pattern Number (left  
**BI56(L)** entry)

**Included with:**

**Base Power Infeed (L/R)**

**Options**

**Base Power Infeed**

**Options**

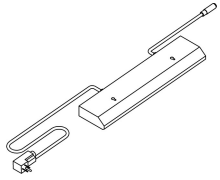
(OE) = 8 wire 2+1  
(OT) = 10 wire 2+2

Base Power infeed (L/R):  
To Specify direction of entry, add  
either and "L" or "R" suffix to the  
pattern number.

# Dividends T5 Task Lights

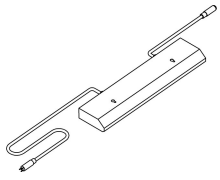
## Daisy Chain

description	type	w	d	h	pattern no.	Standard	Advanced
Task Light, starter	Use with 24" and wider overhead	19"	4"	1 1/2"	<b>DL3T5E19DCS( )Q</b>	\$357.	n/a
9 ft. cord, fused male plug	Use with 30" and wider overhead	25"	4"	1 1/2"	<b>DL3T5E25DCS( )Q</b>	372.	658.
1 ft. cord, female plug	Use with 42" and wider overhead	37"	4"	1 1/2"	<b>DL3T5E37DCS( )Q</b>	376.	686.
	Use with 60" and wider overhead	49"	4"	1 1/2"	<b>DL3T5E49DCS( )Q</b>	407.	704.



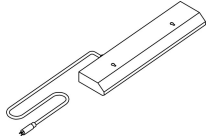
left hand shown

Task Light, adder	Use with 24" and wider overhead	19"	4"	1 1/2"	<b>DL3T5E19DCA( )Q</b>	395.	n/a
2 ft. cord, male plug	Use with 30" and wider overhead	25"	4"	1 1/2"	<b>DL3T5E25DCA( )Q</b>	409.	695.
1 ft. cord, female plug	Use with 42" and wider overhead	37"	4"	1 1/2"	<b>DL3T5E37DCA( )Q</b>	414.	723.
	Use with 60" and wider overhead	49"	4"	1 1/2"	<b>DL3T5E49DCA( )Q</b>	445.	742.



left hand shown

Task Light, ender	Use with 24" and wider overhead	19"	4"	1 1/2"	<b>DL3T5E19DCE( )Q</b>	263.	n/a
2 ft. cord, male plug	Use with 30" and wider overhead	25"	4"	1 1/2"	<b>DL3T5E25DCE( )Q</b>	278.	564.
	Use with 42" and wider overhead	37"	4"	1 1/2"	<b>DL3T5E37DCE( )Q</b>	284.	591.
	Use with 60" and wider overhead	49"	4"	1 1/2"	<b>DL3T5E49DCE( )Q</b>	314.	611.



left hand shown

Order Code	Specification Information	Application Notes
Example: DL3T5E19SDCSLQ	<i>Specify:</i>	
<b>DL3</b> Dividends Task Light	Width - Task Lights mount in cabinets and shelves at least 5" wider than light width.	Task lights mount into the recess in the underside of overhead cabinets and shelves at least 5" wider than task light width.
<b>T5</b> T5 lamp		Maximum total in a chain = (1) starter + (3) adders + (1) ender.
<b>E</b> Electronic ballast		
<b>19</b> Width		
<b>S</b> Standard		
<b>DC</b> Daisy chain		
<b>S</b> Starter	1. Handedness L= Left handed ( male plug on user's left side) R=Right handed ( male plug on user's right side)	Task lights include T5 cool white (4100K) fluorescent lamp, electronic ballast, prismatic lens, rocker switch, one cord exit management clip and mounting hardware.
<b>L</b> Left handed	2. Type: (S) Standard (A) Advanced	Cord management clips must be ordered separately.
<b>Q</b> Special	All housings are black.	Task lights are TCLP compliant and meet requirements of California Title 24.  Advanced task lights are fitted with ballast and lamp compliant with LEED requirements.

---

**KNOLLTEXTILES**

**Approved for vertical panels and privacy screens.**

*Fabric Group 10*

Annex (W1360)  
Beacon (W1597)  
Broadcloth II (W1619)  
Circuit (W1754)  
Element (W1077)  
Foundation (W351)  
Growth Spurt (W692)  
Skylark (W1718)  
Symbolic Detail (W693)  
Tailor Made II (W1610)  
Versatility (W432)

*Fabric Group 20*

Bauhaus Block (W296)  
Circle Line (W1146)  
Criss Cross (W305)  
Logic (W1318)  
Mainframe (W1783)  
Nematic II (W1620)  
Photon II (W1695)  
Reflect (W884)  
Resolution (W280)  
Weave Three (W298)

*Fabric Group 30*

Basket Draft (W249)  
Flow (W565)  
Harmony (W232)  
Match Point (W1145)  
Micro (W465)  
Relay (W1020)

*Fabric Group 40*

Amplify (W1215)  
Bandwidth (W1219)  
Ornament (W1078)  
Palladium (W1030)  
Spellbound (W1464)

**\*Not available for upholstered connector trim covers**

*Fabric Group 50*

Presto (K1000)

*Fabric Group 55*

Ransom (K1298)  
Transition (W816)

**Ported panels can only be upholstered with textiles approved for application on Reff panels.**

Customer's Own Material is subject to an application testing fee of per fabric and a fee for UL testing. Fabric requirements - application test, 10 yards; UL test, 15 yards. COM is also subject to extended leadtimes. COM panels are priced at Group 10 plus cost of fabric.

**Core paint and laminate finishes**

Specify Core finishes for all new customers

Core	Legacy	Top caps and trim, Panels (veneer only)	Glazed panel, window, door frames (textured)	Desk panels, storage fronts Hinged doors	Desk supports, stanchion, storage, brackets, raceway covers	Work-surfaces and shelves (all)	Work-surfaces and shelves (post-formed)	Cascade Edge work-surfaces	Pedestals	Reuter Over-head
611	Beige Mist Metallic	•	•	•	•				P2	P2
118	Bright White	•	•	•	•	•	•	•	P3	P3
112	Brown	•	•	•	•				P1	P1
113	Dark Grey	Y3	•	•	•				P1	P1
114	Folkstone Grey	LA	•	•	•	•	•	•	P1	P1
111	Jet Black		•	•	•	•	•		P1	P1
115	Medium Grey	Y2	•	•	•				P1	P1
612	Medium Metallic Grey	J	•	•	•				P2	P2
119	Pumice	F				•	•	•		
116	Sandstone		•	•	•				P1	P1
613	Silver	3	•	•	•				P3	P3
117	Soft Grey	E/M42	•	•	•	•	•	•	P1	P1
128	Fog	G				•	•			
129	Micro Sand						•			
121	Micro Grey						•			
122	Brushed Sand						•			
123	Brushed Grey						•			
124	Medium Cherry						•	•		
125	Natural Maple						•	•		
126	Natural Cherry						•	•		
127	Walnut						•	•		

This price list contains pricing for Core finishes. For detailed pricing of Legacy finishes, please refer to the latest release of CAP worksheet or contact your customer service representative.

The new, Core P1 finishes in Morrison have the same list prices as P2. Additionally, Pedestals and Reuter overhead storage have a separate P3 price point for Silver and Bright White.

The new Core finish 113 Dark Grey is not a match to the Morrison Legacy finish NV. It is a match to the Dividends Legacy finish Y3.

The new Core finish 115 Medium Grey is not a match to the Morrison Legacy finish NJ. It is a match to the Dividends Legacy finish Y2.

Patterned laminates (Micro, Brushed and Wood grain laminates) are available on Morrison postformed worksurfaces and shelves (straight, trapezoidal, VDT).

Wood grain laminates are also available on Cascade Edge worksurfaces.



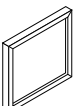
		Work-surfaces	Panels	Desk Panels	Shelves	Top caps/ Trim covers	Glazed Panel/ Window/ Door Frames*	Storage fronts	Storage Cases	Desk Supports, Stanchions, Steel shelves, brackets, raceway covers
Plastic Laminates	Light Grey	L			L					
	Medium Grey	G			G					
	Sand	D			D					
	Pumice	F			F					
	Snow	B			B					
Wood Grain Laminates	Clear Maple (Currents for Morrison worksurfaces only)	CM								
Paint Group 2	Metallic Flint			2		2	2	2	2	2
	Light metallic grey			U		U	U	U	U	U
	Medium metallic grey			J		J	J	J	J	J
	Dark metallic grey			V		V	V	V	V	V
	Light metallic tan			W		W	W	W	W	W
	Metallic beige			H		H	H	H	H	H
Paint Group 3	Silver			3		3	3	3	3	3
	White			B		B	B	B	B	B

\* Paint finishes for glazed panels, window and door frames are textured only.  
Specify legacy finishes to match existing product only. Legacy finishes are not available for new customers.

This price list contains pricing for Core finishes. For detailed pricing of Legacy finishes, please refer to the latest release of CAP worksheet or contact your customer service representative.

In September 2008 all existing Morrison veneer finishes were transferred to our Toronto plant. All existing finishes were changed to closed pore finishing and assigned new finish codes. The older, semi-open pore finishes are no longer available.

**As of February 2009 Legacy laminates will be priced 10% higher than Core laminates.**

description	w	d	h	pattern no.	C	T
Windows, 8"H 	18"	2 1/4"	8"	<b>MP3-W0818-C/T-Q-( )</b>	\$624.	\$698.
	24"	2 1/4"	8"	<b>MP3-W0824-C/T-Q-( )</b>	698.	788.
	30"	2 1/4"	8"	<b>MP3-W0830-C/T-Q-( )</b>	788.	881.
	36"	2 1/4"	8"	<b>MP3-W0836-C/T-Q-( )</b>	863.	975.
	42"	2 1/4"	8"	<b>MP3-W0842-C/T-Q-( )</b>	939.	1,048.
	48"	2 1/4"	8"	<b>MP3-W0848-C/T-Q-( )</b>	1,026.	1,157.
	60"	2 1/4"	8"	<b>MP3-W0860-C/T-Q-( )</b>	1,323.	1,488.
Windows, 14"H 	18"	2 1/4"	14"	<b>MP3-W1418-C/T-Q-( )</b>	624.	698.
	24"	2 1/4"	14"	<b>MP3-W1424-C/T-Q-( )</b>	698.	788.
	30"	2 1/4"	14"	<b>MP3-W1430-C/T-Q-( )</b>	788.	881.
	36"	2 1/4"	14"	<b>MP3-W1436-C/T-Q-( )</b>	863.	975.
	42"	2 1/4"	14"	<b>MP3-W1442-C/T-Q-( )</b>	939.	1,048.
	48"	2 1/4"	14"	<b>MP3-W1448-C/T-Q-( )</b>	1,026.	1,157.
	60"	2 1/4"	14"	<b>MP3-W1460-C/T-Q-( )</b>	1,323.	1,488.
Windows, 26"H 	18"	2 1/4"	26"	<b>MP3-W2618-C/T-Q-( )</b>	624.	698.
	24"	2 1/4"	26"	<b>MP3-W2624-C/T-Q-( )</b>	698.	788.
	30"	2 1/4"	26"	<b>MP3-W2630-C/T-Q-( )</b>	788.	881.
	36"	2 1/4"	26"	<b>MP3-W2636-C/T-Q-( )</b>	863.	975.
	42"	2 1/4"	26"	<b>MP3-W2642-C/T-Q-( )</b>	939.	1,048.
	48"	2 1/4"	26"	<b>MP3-W2648-C/T-Q-( )</b>	1,026.	1,157.
	60"	2 1/4"	26"	<b>MP3-W2660-C/T-Q-( )</b>	1,323.	1,488.

**Order Code**

Example:	<b>MP3-W2230-C-Q-613</b>
<b>MP3</b>	Panel
<b>W</b>	Window
<b>22</b>	Height
<b>30</b>	Width
<b>C</b>	Window finish
<b>Q</b>	Standard Special
<b>613</b>	Frame finish

**Specification Information**

*Specify glazing for windows:*  
 C- Clear tempered glass  
 T- Acid etched tempered glass

*Frame finish*

**Application Notes**

Windows mount on any height Morrison vertical panel of the same width with add-on connectors or full height connectors.

All windows are 1/4" less than nominal height to allow for a 1/4" horizontal reveal with light seal.

9"H windows may be mounted on 30"H and 39"H vertical panels and connected, respectively, with standard 39"H and 48"H connector tracks and post assemblies.

16"H windows may be mounted on 48"H and 64"H vertical panels and connected, respectively, with standard 64"H and 80"H connector tracks and post assemblies.

18"H windows may be mounted on 30"H and 56"H vertical panels and connected, respectively, with standard 48"H and 74"H standard connector tracks and post assemblies.

22"H windows may be mounted on 42"H vertical panels and connected with standard 64"H connector tracks and post assemblies.

32"H windows may be mounted on 48"H vertical panels and connected with standard 80"H full height connector tracks and post assemblies.

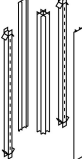
Full height 48" and 64" connectors permit cantilevered shelves and overhead cabinets.

Two 16"H windows may be mounted on a 48"H upholstered panel only when using 80"H full height connector tracks and post assemblies.



# Morrison Connectors, post assemblies *straight upholstered*

Standard Specials Systems

description	w	d	h	pattern no.	10	15	20	30	35	40	45
 Connector track upholstered	2 1/4"	2 1/4"	30"	<b>MC1-30S2-( )-Q</b>	\$235.	\$235.	\$235.	\$235.	\$256.	\$256.	\$274.
	2 1/4"	2 1/4"	39"	<b>MC1-39S2-( )-Q</b>	245.	245.	245.	245.	260.	260.	280.
	2 1/4"	2 1/4"	42"	<b>MC1-42S2-( )-Q</b>	247.	247.	247.	247.	265.	265.	284.
	2 1/4"	2 1/4"	48"	<b>MC1-48S2-( )-Q</b>	256.	256.	256.	256.	272.	272.	295.
	2 1/4"	2 1/4"	56"	<b>MC1-56S2-( )-Q</b>	265.	265.	265.	265.	284.	284.	303.
	2 1/4"	2 1/4"	64"	<b>MC1-64S2-( )-Q</b>	284.	284.	284.	284.	303.	303.	322.
	2 1/4"	2 1/4"	74"	<b>MC1-74S2-( )-Q</b>	303.	303.	303.	303.	322.	322.	340.
	2 1/4"	2 1/4"	80"	<b>MC1-80S2-( )-Q</b>	322.	322.	322.	322.	340.	340.	359.

## Order Code

## Specification Information

## Application Notes

Example: **MC1-42S2-15-W210/20-Q**

<b>MC1</b>	Connector
<b>42</b>	Height
<b>S2</b>	2 way "L"
<b>15</b>	Surface type and group no.
<b>W210/20</b>	Upholstery
<b>Q</b>	Standard Special

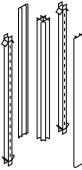
Surface type:

10-	Fabric group 10
15-	Fabric group 15
20-	Fabric group 20
25-	Fabric group 25
30-	Fabric group 30
35-	Fabric group 35
40-	Fabric group 40
45-	Fabric group 45

Post assembly pricing includes connector tracks, posts and trim covers when required. Top caps and raceway covers are specified as separate kits and bulk shipped to facilitate installation

Morrison Connectors, post assemblies  
straight non-upholstered

Standard Specials Systems

description	type	w	d	h	pattern no	Paint	VI
	painted	2 1/4"	2 1/4"	30"	<b>MC1-30S2-( )-Q</b>	\$179.	
		2 1/4"	2 1/4"	39"	<b>MC1-39S2-( )-Q</b>	184.	
		2 1/4"	2 1/4"	42"	<b>MC1-42S2-( )-Q</b>	189.	
		2 1/4"	2 1/4"	48"	<b>MC1-48S2-( )-Q</b>	208.	
		2 1/4"	2 1/4"	56"	<b>MC1-56S2-( )-Q</b>	227.	
		2 1/4"	2 1/4"	64"	<b>MC1-64S2-( )-Q</b>	247.	
		2 1/4"	2 1/4"	74"	<b>MC1-74S2-( )-Q</b>	265.	
		2 1/4"	2 1/4"	80"	<b>MC1-80S2-( )-Q</b>	283.	
	veneer	2 1/4"	2 1/4"	30"	<b>MC1-30S2V-( )-Q</b>		274.
		2 1/4"	2 1/4"	39"	<b>MC1-39S2V-( )-Q</b>		280.
		2 1/4"	2 1/4"	42"	<b>MC1-42S2V-( )-Q</b>		284.
		2 1/4"	2 1/4"	48"	<b>MC1-48S2V-( )-Q</b>		303.
		2 1/4"	2 1/4"	56"	<b>MC1-56S2V-( )-Q</b>		322.
		2 1/4"	2 1/4"	64"	<b>MC1-64S2V-( )-Q</b>		340.
		2 1/4"	2 1/4"	74"	<b>MC1-74S2V-( )-Q</b>		378.
2 1/4"	2 1/4"	80"	<b>MC1-80S2V-( )-Q</b>		395.		

Morrison System

**Order Code**

Example:	<b>MC1-42S2-V-4-Q</b>
<b>MC1</b>	Connector
<b>42</b>	Height
<b>S2</b>	2 way "L"
<b>V</b>	Surface type
<b>4</b>	Veneer
<b>Q</b>	Standard Special

**Specification Information**

**Application Notes**

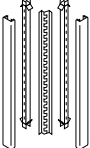
Post assembly pricing includes connector tracks, posts and trim covers when required. Top caps and raceway covers are specified as separate kits and bulk shipped to facilitate installation.

Veneer Group 1 trim covers are quartered Techgrain®.

Veneer Group 2 trim covers are rift cut Techgrain®.

# Morrison Connectors, post assemblies *variable angle upholstered*

Standard Specials Systems

description	w	d	h	pattern no.	10	15	20	30	35	40	45
 Connector track upholstered	2 1/4"	2 1/4"	30"	<b>MC1-30H1(-)-Q</b>	\$828.	\$840.	\$840.	\$840.	\$902.	\$902.	\$910.
	2 1/4"	2 1/4"	39"	<b>MC1-39H1(-)-Q</b>	845.	858.	858.	858.	902.	902.	921.
	2 1/4"	2 1/4"	42"	<b>MC1-42H1(-)-Q</b>	853.	868.	868.	868.	902.	902.	939.
	2 1/4"	2 1/4"	48"	<b>MC1-48H1(-)-Q</b>	876.	890.	890.	890.	919.	919.	958.
	2 1/4"	2 1/4"	56"	<b>MC1-56H1(-)-Q</b>	890.	905.	905.	905.	939.	939.	976.
	2 1/4"	2 1/4"	74"	<b>MC1-74H1(-)-Q</b>	921.	941.	941.	941.	975.	975.	1,013.
	2 1/4"	2 1/4"	80"	<b>MC1-80H1(-)-Q</b>	947.	958.	958.	958.	993.	993.	1,038.

## Order Code

Example: **MC1-64H1-15-W210/20-Q**

<b>MC1</b>	Morrison accessory
<b>64</b>	Height
<b>H1</b>	Variable angle
<b>15</b>	Surface type and group no.
<b>W210/20</b>	Upholstery
<b>Q</b>	Standard Special

## Specification Information

*Finishes for variable angle:*

*Upholstered:*


10-	Fabric group 10
15-	Fabric group 15
20-	Fabric group 20
30-	Fabric group 30
35-	Fabric group 35
40-	Fabric group 40
45-	Fabric group 45

## Application Notes

Variable angle connector includes connector tracks, continuous hinge, and trim covers. Specify top cap and raceway cover kit separately.

Morrison Connectors, post assemblies  
variable angle non-upholstered

Standard Specials Systems

description	type	w	d	h	pattern no.	P	V1
Variable angle 	painted	2 1/4"	2 1/4"	30"	<b>MC1-30H1-( )-Q</b>	\$788.	
		2 1/4"	2 1/4"	39"	<b>MC1-39H1-( )-Q</b>	807.	
		2 1/4"	2 1/4"	42"	<b>MC1-42H1-( )-Q</b>	814.	
		2 1/4"	2 1/4"	48"	<b>MC1-48H1-( )-Q</b>	838.	
		2 1/4"	2 1/4"	56"	<b>MC1-56H1-( )-Q</b>	850.	
		2 1/4"	2 1/4"	74"	<b>MC1-74H1-( )-Q</b>	885.	
		2 1/4"	2 1/4"	80"	<b>MC1-80H1-( )-Q</b>	905.	
	veneer	2 1/4"	2 1/4"	30"	<b>MC1-30H1V-( )-Q</b>		951.
		2 1/4"	2 1/4"	39"	<b>MC1-39H1V-( )-Q</b>		969.
		2 1/4"	2 1/4"	42"	<b>MC1-42H1V-( )-Q</b>		978.
		2 1/4"	2 1/4"	48"	<b>MC1-48H1V-( )-Q</b>		1,003.
		2 1/4"	2 1/4"	56"	<b>MC1-56H1V-( )-Q</b>		1,020.
		2 1/4"	2 1/4"	74"	<b>MC174H1V-( )-Q</b>		1,058.
		2 1/4"	2 1/4"	80"	<b>MC1-80H1V-( )-Q</b>		1,080.

Morrison System

Order Code

Specification Information



Application Notes

Example: **MC1-64H1-15-W210/20-Q**

<b>MC1</b>	Morrison accessory
<b>64</b>	Height
<b>H1</b>	Variable angle
<b>15</b>	Surface type and group no.
<b>W210/20</b>	Upholstery
<b>Q</b>	Standard Special


Variable angle connector includes connector tracks, continuous hinge, and trim covers. Specify top cap and raceway cover kit separately.

Morrison miscellaneous  
*Topcap and Raceway kit*  
*Mid panel connector*  
*Ceiling power components*

description	h	pattern no.	list	P	V1/P1	V2/P1
Mid panel connector 	30"	<b>MC1-C30Q</b>	\$406.			
	39"	<b>MC1-C39Q</b>	406.			
	42"	<b>MC1-C42Q</b>	406.			
	48"	<b>MC1-C48Q</b>	423.			
	56"	<b>MC1-C56Q</b>	423.			
	64"	<b>MC1-C64Q</b>	423.			
	74"	<b>MC1-C74Q</b>	442.			
	80"	<b>MC1-C80Q</b>	442.			
Topcap & Raceway kit 		<b>MT5-CS2-( )-Q</b>		57.	75.	113.
Ceiling power pole		<b>MP2-CPP-( )-Q</b>	807.			
Earthquake tie down bracket for screen panel (pair) black finish only		<b>MPTIEDOWN</b>	104.			

Order Code	Specification Information	Application Notes
Example: <b>MC1-C30-Q</b>		
<b>MC1</b> Connector		Earthquake tie down brackets can be used on Morrison, Dividends Horizon and Reff screen panel.
<b>C</b> Mid panel		
<b>30</b> Height		
<b>Q</b> Standard Special		

# Trim Cover upholstered

description	h	pattern no.	10	15	20	30	35	40	45
Straight spacer upholstered 	30"	<b>MT1-30S2-( )-Q</b>	\$143.	\$143.	\$143.	\$143.	\$162.	\$162.	\$162.
	39"	<b>MT1-39S2-( )-Q</b>	146.	146.	146.	146.	167.	167.	167.
	42"	<b>MT1-42S2-( )-Q</b>	149.	149.	149.	149.	172.	172.	172.
	48"	<b>MT1-48S2-( )-Q</b>	162.	162.	162.	162.	179.	179.	179.
	56"	<b>MT1-56S2-( )-Q</b>	172.	172.	172.	172.	189.	189.	189.
	64"	<b>MT1-64S2-( )-Q</b>	189.	189.	189.	189.	208.	208.	208.
	74"	<b>MT1-74S2-( )-Q</b>	208.	208.	208.	208.	227.	227.	227.
	80"	<b>MT1-80S2-( )-Q</b>	226.	226.	226.	226.	247.	247.	247.


Example: **MT1-42S2-15-W210/20-Q**

<b>MT1</b>	Connector
<b>42</b>	Height
<b>S2</b>	2 way "L"
<b>15</b>	Surface type and group no.
<b>W210/20</b>	Upholstery
<b>Q</b>	Standard Special

Surface type:

10-	Fabric group 10
15-	Fabric group 15
20-	Fabric group 20
30-	Fabric group 30
35-	Fabric group 35
40-	Fabric group 40
45-	Fabric group 45

Trim Cover  
non-upholstered

description	type	h	pattern no.	Paint	VI
Straight spacer 	painted	30"	MT1-30S2-( )-Q	\$133.	
		39"	MT1-39S2-( )-Q	139.	
		42"	MT1-42S2-( )-Q	143.	
		48"	MT1-48S2-( )-Q	149.	
		56"	MT1-56S2-( )-Q	162.	
		64"	MT1-64S2-( )-Q	172.	
		74"	MT1-74S2-( )-Q	179.	
		80"	MT1-80S2-( )-Q	199.	
	veneer	30"	MT1-30S2V-( )-Q		199.
		39"	MT1-39S2V-( )-Q		205.
		42"	MT1-42S2V-( )-Q		208.
		48"	MT1-48S2V-( )-Q		217.
		56"	MT1-56S2V-( )-Q		227.
		64"	MT1-64S2V-( )-Q		247.
		74"	MT1-74S2V-( )-Q		265.
		80"	MT1-80S2V-( )-Q		283.

Order Code

Specification Information

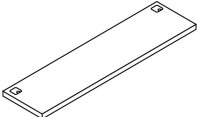
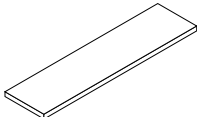
Application Notes

Example:	<b>MT1-42S2-V-4-Q</b>
<b>MT1</b>	Connector
<b>42</b>	Height
<b>S2</b>	2 way "L"
<b>V</b>	Surface type
<b>4</b>	Veneer
<b>Q</b>	Standard Special

Veneer Group I trim covers are quartered Techgrain®.

# Morrison Worksurfaces, 1 3/4" 18" D

Standard Specials Systems

description	type	w	d	h	pattern no.	lam.	V1	V2
Straight, 18"D	 Grommets	18"	17 5/8"	1 3/4"	<b>MW2-S1818-A-Q-( )</b>	\$555.	\$810.	\$1,088.
		24"	17 5/8"	1 3/4"	<b>MW2-S2418-A-Q-( )</b>	555.	810.	1,088.
		30"	17 5/8"	1 3/4"	<b>MW2-S3018-A-Q-( )</b>	613.	863.	1,169.
		36"	17 5/8"	1 3/4"	<b>MW2-S3618-A-Q-( )</b>	672.	916.	1,247.
		42"	17 5/8"	1 3/4"	<b>MW2-S4218-A-Q-( )</b>	731.	994.	1,379.
		48"	17 5/8"	1 3/4"	<b>MW2-S4818-A-Q-( )</b>	806.	1,065.	1,483.
		54"	17 5/8"	1 3/4"	<b>MW2-S5418-A-Q-( )</b>	853.	1,150.	1,590.
		60"	17 5/8"	1 3/4"	<b>MW2-S6018-A-Q-( )</b>	880.	1,194.	1,697.
		66"	17 5/8"	1 3/4"	<b>MW2-S6618-A-Q-( )</b>	959.	1,329.	1,876.
		72"	17 5/8"	1 3/4"	<b>MW2-S7218-A-Q-( )</b>	1,038.	1,463.	2,039.
		78"	17 5/8"	1 3/4"	<b>MW2-S7818-A-Q-( )</b>	1,116.	1,596.	2,201.
		84"	17 5/8"	1 3/4"	<b>MW2-S8418-A-Q-( )</b>	1,193.	1,729.	2,363.
		90"	17 5/8"	1 3/4"	<b>MW2-S9018-A-Q-( )</b>	1,272.	1,863.	2,524.
		96"	17 5/8"	1 3/4"	<b>MW2-S9618-A-Q-( )</b>	1,350.	1,997.	2,686.
		102"	17 5/8"	1 3/4"	<b>MW2-S10218-A-Q-( )</b>	1,429.	2,129.	2,849.
108"	17 5/8"	1 3/4"	<b>MW2-S10818-A-Q-( )</b>	1,508.	2,264.	3,010.		
114"	17 5/8"	1 3/4"	<b>MW2-S11418-A-Q-( )</b>	1,587.	2,395.	3,171.		
120"	17 5/8"	1 3/4"	<b>MW2-S12018-A-Q-( )</b>	1,663.	2,532.	3,333.		
No Grommets	 No Grommets	18"	17 5/8"	1 3/4"	<b>MW2-S1818-B-Q-( )</b>	465.	699.	978.
		24"	17 5/8"	1 3/4"	<b>MW2-S2418-B-Q-( )</b>	465.	699.	978.
		78"	17 5/8"	1 3/4"	<b>MW2-S7818-B-Q-( )</b>	1,083.	1,486.	2,091.
		84"	17 5/8"	1 3/4"	<b>MW2-S8418-B-Q-( )</b>	1,163.	1,619.	2,252.
		90"	17 5/8"	1 3/4"	<b>MW2-S9018-B-Q-( )</b>	1,241.	1,753.	2,415.
		96"	17 5/8"	1 3/4"	<b>MW2-S9618-B-Q-( )</b>	1,320.	1,886.	2,577.
		102"	17 5/8"	1 3/4"	<b>MW2-S10218-B-Q-( )</b>	1,398.	2,020.	2,737.
		108"	17 5/8"	1 3/4"	<b>MW2-S10818-B-Q-( )</b>	1,476.	2,154.	2,901.
		114"	17 5/8"	1 3/4"	<b>MW2-S11418-B-Q-( )</b>	1,554.	2,286.	3,062.
		120"	17 5/8"	1 3/4"	<b>MW2-S12018-B-Q-( )</b>	1,634.	2,421.	3,225.

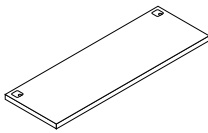
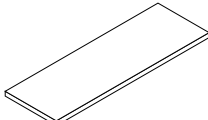
Morrison System

Order Code	Specification Information	Application Notes
Example: <b>MW2-S3618-A-Q-117</b>	<i>Grommets/no grommets:</i>	18"D worksurfaces are used interchangeably in desk and panel system applications as shallow main surfaces, extensions, or credenza tops. They must be supported at each end by a pedestal, end panel, end support cantilever or cantilever bridging bracket with a maximum span of 60" between supports.
<b>MW2</b> Worksurface 1 3/4" thick	A- Worksurfaces include 3" grommet in each back corner leading into desk support or wire manager.	
<b>S</b> Worksurface type	B- Worksurface does not include grommets.	All worksurfaces have threaded metal inserts at all end panel, desk support and bracket locations and pilot holes at pedestal locations.
<b>36</b> Width	Specify surface finish	
<b>18</b> Depth	All worksurfaces are U.L.-listed.	Panel supported worksurfaces over 60" must be mid-span supported by MB2-C18 bracket, specified separately.
<b>A</b> Grommets		18"D worksurfaces with desk supports or filler panels do not accept pedestals.
<b>Q</b> Standare Special		
<b>117</b> Surface finish		
		All worksurfaces are 3/8" less than nominal depth for rear wire clearance or privacy screens.



# Morrison Worksurfaces, 1 3/4" 24" D

Standard Specials Systems

description	type	w	d	h	pattern no.	lam.	V1	V2
Straight, 24"D	Grommets 	18"	23 3/8"	1 3/4"	<b>MW2-S1824-A-Q-( )</b>	\$624.	\$940.	\$1,270.
		102"	23 3/8"	1 3/4"	<b>MW2-S10224-A-Q-( )</b>	1,734.	2,441.	3,386.
		108"	23 3/8"	1 3/4"	<b>MW2-S10824-A-Q-( )</b>	1,892.	2,645.	3,651.
		114"	23 3/8"	1 3/4"	<b>MW2-S11424-A-Q-( )</b>	2,049.	2,851.	3,918.
		120"	23 3/8"	1 3/4"	<b>MW2-S12024-A-Q-( )</b>	2,205.	3,057.	4,183.
	No Grommets 	18"	23 3/8"	1 3/4"	<b>MW2-S1824-B-Q-( )</b>	514.	828.	1,163.
		102"	23 3/8"	1 3/4"	<b>MW2-S10224-B-Q-( )</b>	1,624.	2,334.	3,280.
		108"	23 3/8"	1 3/4"	<b>MW2-S10824-B-Q-( )</b>	1,780.	2,539.	3,546.
		114"	23 3/8"	1 3/4"	<b>MW2-S11424-B-Q-( )</b>	1,938.	2,745.	3,810.
		120"	23 3/8"	1 3/4"	<b>MW2-S12024-B-Q-( )</b>	2,093.	2,948.	4,074.

## Order Code

Example:	<b>MW2-S1824-A-Q-117</b>
<b>MW2</b>	Worksurface, 1 3/4" thick
<b>S</b>	Straight worksurface
<b>18</b>	Width
<b>24</b>	Depth
<b>A</b>	Grommets
<b>Q</b>	Standard Special
<b>117</b>	Surface finish

## Specification Information

*Grommets/no grommets:*  
 A- Worksurfaces include 3" grommet in each back corner leading into desk support or wire manager.  
 B- Worksurface does not include grommets.  
 Specify surface finish  
 All worksurfaces are U.L.-listed.

## Application Notes

24"D worksurfaces are used interchangeably as shallow main surfaces, extensions or credenza tops. They must be supported at each end by a pedestal, end panel, end support cantilever or cantilever bridging bracket with a maximum span of 60" between supports.

All worksurfaces have threaded metal inserts at all end panel, desk support and bracket locations and pilot holes at pedestal locations.

Use 18"D pedestals with 24"D worksurfaces for full wire management capability in desk or panel applications.

All straight worksurfaces are 3/8" less than nominal depth for rear wire clearance or privacy screens.

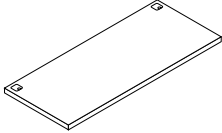
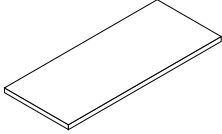
Plastic laminate worksurfaces are post-formed top and bottom, front and back.

Worksurfaces with grommets are bored to accept and are shipped with wire manager clips.

Panel supported worksurfaces over 60" must be mid-span supported by MB2-C18 bracket, specified separately.

# Morrison Worksurfaces, 1 3/4" 30" D

Standard Specials Systems

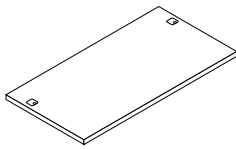
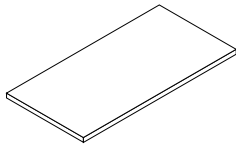
description	type	w	d	h	pattern no.	lam.	V1	V2
Straight, 30"D	Grommets 	18"	29 5/8"	1 3/4"	<b>MW2-S1830-A-Q-( )</b>	\$693.	\$966.	\$1,350.
		24"	29 5/8"	1 3/4"	<b>MW2-S2430-A-Q-( )</b>	693.	966.	1,350.
		102"	29 5/8"	1 3/4"	<b>MW2-S10230-A-Q-( )</b>	1,909.	2,676.	3,830.
		108"	29 5/8"	1 3/4"	<b>MW2-S10830-A-Q-( )</b>	2,067.	2,885.	4,143.
		114"	29 5/8"	1 3/4"	<b>MW2-S11430-A-Q-( )</b>	2,224.	3,094.	4,457.
		120"	29 5/8"	1 3/4"	<b>MW2-S12030-A-Q-( )</b>	2,380.	3,300.	4,770.
No Grommets 	No Grommets	18"	29 5/8"	1 3/4"	<b>MW2-S1830-B-Q-( )</b>	588.	861.	1,247.
		24"	29 5/8"	1 3/4"	<b>MW2-S2430-B-Q-( )</b>	588.	861.	1,247.
		102"	29 5/8"	1 3/4"	<b>MW2-S10230-B-Q-( )</b>	1,799.	2,562.	3,725.
		108"	29 5/8"	1 3/4"	<b>MW2-S10830-B-Q-( )</b>	1,955.	2,771.	4,038.
		114"	29 5/8"	1 3/4"	<b>MW2-S11430-B-Q-( )</b>	2,111.	2,981.	4,353.
		120"	29 5/8"	1 3/4"	<b>MW2-S12030-B-Q-( )</b>	2,268.	3,189.	4,667.

Morrison System

Order Code	Specification Information	Application Notes
Example: <b>MW2-S4230A-Q-117</b>	<i>Grommets/no grommets:</i>	30"D worksurfaces are used interchangeably in desk and panel system applications as main surfaces, extensions or credenza tops. They must be supported at each end by a pedestal, end panel, end support cantilever or cantilever bridging bracket with a maximum span of 60" between supports.
<b>MW2</b> Worksurface, 1 3/4" thick	A- worksurface includes 3" grommet in each back corner leading into desk support or wire manager clips.	All straight worksurfaces are 3/8" less than nominal depth for rear wire clearance or privacy screens.  Panel supported worksurfaces over 60" must be mid-span supported by MB2-C18 bracket, specified separately.
<b>S</b> Straight worksurface	B- worksurface does not include grommets	
<b>42</b> Width	Specify surface finish.	Plastic laminate worksurfaces are post-formed top and bottom, front and back.
<b>30</b> Depth	All worksurfaces are U.L.-listed.	
<b>A</b> Grommets		
<b>Q</b> Standard Special		
<b>117</b> Surface finish		

# Morrison Worksurfaces, 1 3/4" 36" D

Standard Specials Systems

description	type	w	d	h	pattern no.	lam.	V1	V2
Straight, 36"D	Recessed Grommets 	36"	35 5/8"	1 3/4"	<b>MW2-S3636-R-Q-( )</b>	\$1,162.	\$1,238.	\$1,846.
		42"	35 5/8"	1 3/4"	<b>MW2-S4236-R-Q-( )</b>	1,219.	1,394.	2,024.
		48"	35 5/8"	1 3/4"	<b>MW2-S4836-R-Q-( )</b>	1,279.	1,553.	2,205.
		54"	35 5/8"	1 3/4"	<b>MW2-S5436-R-Q-( )</b>	1,335.	1,712.	2,386.
		60"	35 5/8"	1 3/4"	<b>MW2-S6036-R-Q-( )</b>	1,392.	1,871.	2,565.
		84"	35 5/8"	1 3/4"	<b>MW2-S8436-R-Q-( )</b>	1,736.	2,390.	3,218.
		90"	35 5/8"	1 3/4"	<b>MW2-S9036-R-Q-( )</b>	1,868.	2,569.	3,400.
		96"	35 5/8"	1 3/4"	<b>MW2-S9636-R-Q-( )</b>	2,002.	2,752.	3,580.
		102"	35 5/8"	1 3/4"	<b>MW2-S10236-R-Q-( )</b>	2,135.	2,931.	3,759.
		108"	35 5/8"	1 3/4"	<b>MW2-S10836-R-Q-( )</b>	2,268.	3,113.	3,940.
		114"	35 5/8"	1 3/4"	<b>MW2-S11436-R-Q-( )</b>	2,404.	3,293.	4,120.
		120"	35 5/8"	1 3/4"	<b>MW2-S12036-R-Q-( )</b>	2,537.	3,471.	4,301.
No Grommets 	36"	35 5/8"	1 3/4"	<b>MW2-S3636-B-Q-( )</b>	957.	1,128.	1,828.	
	42"	35 5/8"	1 3/4"	<b>MW2-S4236-B-Q-( )</b>	1,039.	1,287.	1,986.	
	48"	35 5/8"	1 3/4"	<b>MW2-S4836-B-Q-( )</b>	1,121.	1,444.	2,145.	
	54"	35 5/8"	1 3/4"	<b>MW2-S5436-B-Q-( )</b>	1,203.	1,604.	2,303.	
	60"	35 5/8"	1 3/4"	<b>MW2-S6036-B-Q-( )</b>	1,283.	1,763.	2,461.	
	84"	35 5/8"	1 3/4"	<b>MW2-S8436-B-Q-( )</b>	1,625.	2,284.	3,115.	
	90"	35 5/8"	1 3/4"	<b>MW2-S9036-B-Q-( )</b>	1,760.	2,463.	3,295.	
	96"	35 5/8"	1 3/4"	<b>MW2-S9636-B-Q-( )</b>	1,893.	2,644.	3,475.	
	102"	35 5/8"	1 3/4"	<b>MW2-S10236-B-Q-( )</b>	2,026.	2,824.	3,657.	
	108"	35 5/8"	1 3/4"	<b>MW2-S10836-B-Q-( )</b>	2,160.	3,007.	3,836.	
	114"	35 5/8"	1 3/4"	<b>MW2-S11436-B-Q-( )</b>	2,292.	3,186.	4,018.	
	120"	35 5/8"	1 3/4"	<b>MW2-S12036-B-Q-( )</b>	2,426.	3,365.	4,198.	

## Order Code

Example:	<b>MW2-S6036R-Q-117</b>
<b>MW2</b>	Worksurface, 1 3/4" thick
<b>S</b>	Straight worksurface
<b>60</b>	Width
<b>36</b>	Depth
<b>R</b>	Grommets
<b>Q</b>	Standare Special
<b>117</b>	Surface finish

## Specification Information

*Grommets/no grommets:*  
**B-** worksurface does not include grommets  
**R-** worksurface includes 3" grommets recessed for use with 6" recessed desk support.  
 Specify surface finish.  
 All worksurfaces are U.L.-listed.

## Application Notes

36"D desks may be planned with 6" recessed desk support and 24"D pedestals or end panels, or 29" or 35"W universal end panels with knee-hole filler. 36"D worksurfaces do not accept privacy screens.

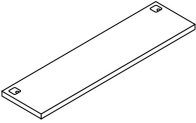
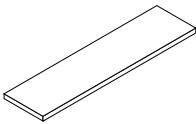
Plastic laminate worksurfaces are post-formed top and bottom, front and back.

All straight worksurfaces are 3/8" less than nominal depth for rear wire clearance or privacy screens.

Panel supported worksurfaces over 60" must be mid-span supported by MB2-C18 bracket, specified separately.

# Morrison Worksurfaces, 1 3/4" 18" D + Post

Standard Specials Systems

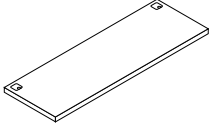
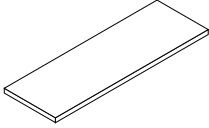
description	type	w	d	h	pattern no.	lam.	V1	V2
Straight, 18"D + Post	 Grommets	20"	17 5/8"	1 3/4"	<b>MW2-S2018-A-Q-()</b>	\$555.	\$810.	\$1,088.
		26"	17 5/8"	1 3/4"	<b>MW2-S2618-A-Q-()</b>	613.	863.	1,169.
		32"	17 5/8"	1 3/4"	<b>MW2-S3218-A-Q-()</b>	672.	916.	1,247.
		38"	17 5/8"	1 3/4"	<b>MW2-S3818-A-Q-()</b>	731.	994.	1,379.
		44"	17 5/8"	1 3/4"	<b>MW2-S4418-A-Q-()</b>	806.	1,065.	1,483.
		50"	17 5/8"	1 3/4"	<b>MW2-S5018-A-Q-()</b>	853.	1,150.	1,590.
		50"	17 5/8"	1 3/4"	<b>MW2-S5618-A-Q-()</b>	880.	1,194.	1,697.
		62"	17 5/8"	1 3/4"	<b>MW2-S6218-A-Q-()</b>	959.	1,329.	1,876.
		68"	17 5/8"	1 3/4"	<b>MW2-S6818-A-Q-()</b>	1,038.	1,463.	2,039.
		74"	17 5/8"	1 3/4"	<b>MW2-S7418-A-Q-()</b>	1,116.	1,596.	2,201.
		80"	17 5/8"	1 3/4"	<b>MW2-S8018-A-Q-()</b>	1,193.	1,729.	2,363.
		86"	17 5/8"	1 3/4"	<b>MW2-S8618-A-Q-()</b>	1,272.	1,863.	2,524.
		92"	17 5/8"	1 3/4"	<b>MW2-S9218-A-Q-()</b>	1,350.	1,997.	2,686.
		98"	17 5/8"	1 3/4"	<b>MW2-S9818-A-Q-()</b>	1,429.	2,129.	2,849.
		104"	17 5/8"	1 3/4"	<b>MW2-S10418-A-Q-()</b>	1,508.	2,264.	3,010.
		110"	17 5/8"	1 3/4"	<b>MW2-S11018-A-Q-()</b>	1,587.	2,395.	3,171.
116"	17 5/8"	1 3/4"	<b>MW2-S11618-A-Q-()</b>	1,663.	2,532.	3,333.		
No Grommets	 No Grommets	20"	17 5/8"	1 3/4"	<b>MW2-S2018-B-Q-()</b>	465.	699.	978.
		26"	17 5/8"	1 3/4"	<b>MW2-S2618-B-Q-()</b>	514.	753.	1,061.
		32"	17 5/8"	1 3/4"	<b>MW2-S3218-B-Q-()</b>	562.	808.	1,138.
		38"	17 5/8"	1 3/4"	<b>MW2-S3818-B-Q-()</b>	619.	883.	1,270.
		44"	17 5/8"	1 3/4"	<b>MW2-S4418-B-Q-()</b>	696.	956.	1,375.
		50"	17 5/8"	1 3/4"	<b>MW2-S5018-B-Q-()</b>	743.	1,039.	1,480.
		56"	17 5/8"	1 3/4"	<b>MW2-S5618-B-Q-()</b>	770.	1,085.	1,587.
		62"	17 5/8"	1 3/4"	<b>MW2-S6218-B-Q-()</b>	851.	1,219.	1,768.
		68"	17 5/8"	1 3/4"	<b>MW2-S6818-B-Q-()</b>	1,005.	1,351.	1,930.
		74"	17 5/8"	1 3/4"	<b>MW2-S7418-B-Q-()</b>	1,083.	1,486.	2,091.
		80"	17 5/8"	1 3/4"	<b>MW2-S8018-B-Q-()</b>	1,163.	1,619.	2,252.
		86"	17 5/8"	1 3/4"	<b>MW2-S8618-B-Q-()</b>	1,241.	1,753.	2,415.
		92"	17 5/8"	1 3/4"	<b>MW2-S9218-B-Q-()</b>	1,320.	1,886.	2,577.
		98"	17 5/8"	1 3/4"	<b>MW2-S9818-B-Q-()</b>	1,398.	2,020.	2,737.
		104"	17 5/8"	1 3/4"	<b>MW2-S10418-B-Q-()</b>	1,476.	2,154.	2,901.
		110"	17 5/8"	1 3/4"	<b>MW2-S11018-B-Q-()</b>	1,554.	2,286.	3,062.
116"	17 5/8"	1 3/4"	<b>MW2-S11618-B-Q-()</b>	1,634.	2,421.	3,225.		

Morrison System

Order Code	Specification Information	Application Notes
Example: <b>MW2-S3818-B-Q-117</b>	<i>Grommets/no grommets:</i>	18"D worksurfaces are used interchangeably in desk and panel system applications as shallow main surfaces, extensions, or credenza tops. They must be supported at each end by a pedestal, end panel, end support cantilever or cantilever bridging bracket with a maximum span of 60" between supports.
<b>MW2</b> Worksurface 1 3/4" thick	A- Worksurfaces include 3" grommet in each back corner leading into desk support or wire manager.	
<b>S</b> Worksurface type	B- Worksurface does not include grommets.	18"D worksurfaces with desk supports or filler panels do not accept pedestals.  All worksurfaces are 3/8" less than nominal depth for rear wire clearance or privacy screens.
<b>38</b> Width	Specify surface finish	
<b>18</b> Depth	All worksurfaces are U.L.-listed.	All worksurfaces have threaded metal inserts at all end panel, desk support and bracket locations and pilot holes at pedestal locations.  Panel supported worksurfaces over 60" must be mid-span supported by MB2-C18 bracket, specified separately.
<b>B</b> No grommets		
<b>Q</b> Standard Special		
<b>117</b> Surface finish		

# Morrison Worksurfaces, 1 3/4" 24" D + Post

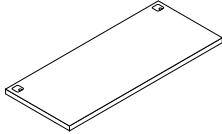
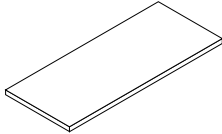
Standard Specials Systems

description	type	w	d	h	pattern no.	lam.	V1	V2
Straight, 24"D + Post	Grommets 	20"	23 5/8"	1 3/4"	MW2-S2024-A-Q(-)	\$624.	\$940.	\$1,270.
		26"	23 5/8"	1 3/4"	MW2-S2624-A-Q(-)	673.	964.	1,323.
		32"	23 5/8"	1 3/4"	MW2-S3224-A-Q(-)	730.	1,020.	1,378.
		38"	23 5/8"	1 3/4"	MW2-S3824-A-Q(-)	806.	1,067.	1,482.
		44"	23 5/8"	1 3/4"	MW2-S4424-A-Q(-)	853.	1,170.	1,645.
		50"	23 5/8"	1 3/4"	MW2-S5024-A-Q(-)	906.	1,273.	1,776.
		56"	23 5/8"	1 3/4"	MW2-S5624-A-Q(-)	983.	1,358.	1,876.
		62"	23 5/8"	1 3/4"	MW2-S6224-A-Q(-)	1,062.	1,482.	2,066.
		68"	23 5/8"	1 3/4"	MW2-S6824-A-Q(-)	1,165.	1,609.	2,279.
		74"	23 5/8"	1 3/4"	MW2-S7424-A-Q(-)	1,266.	1,742.	2,432.
		80"	23 5/8"	1 3/4"	MW2-S8024-A-Q(-)	1,344.	1,871.	2,617.
		86"	23 5/8"	1 3/4"	MW2-S8624-A-Q(-)	1,444.	2,029.	2,859.
		92"	23 5/8"	1 3/4"	MW2-S9224-A-Q(-)	1,578.	2,235.	3,121.
		98"	23 5/8"	1 3/4"	MW2-S9824-A-Q(-)	1,734.	2,441.	3,386.
		104"	23 5/8"	1 3/4"	MW2-S10424-A-Q(-)	1,892.	2,645.	3,651.
		110"	23 5/8"	1 3/4"	MW2-S11024-A-Q(-)	2,049.	2,851.	3,918.
116"	23 5/8"	1 3/4"	MW2-S11624-A-Q(-)	2,205.	3,057.	4,183.		
No Grommets 	No Grommets	20"	23 5/8"	1 3/4"	MW2-S2024-B-Q(-)	514.	828.	1,163.
		26"	23 5/8"	1 3/4"	MW2-S2624-B-Q(-)	562.	855.	1,218.
		32"	23 5/8"	1 3/4"	MW2-S3224-B-Q(-)	619.	907.	1,270.
		38"	23 5/8"	1 3/4"	MW2-S3824-B-Q(-)	696.	956.	1,375.
		44"	23 5/8"	1 3/4"	MW2-S4424-B-Q(-)	743.	1,064.	1,534.
		50"	23 5/8"	1 3/4"	MW2-S5024-B-Q(-)	801.	1,166.	1,666.
		56"	23 5/8"	1 3/4"	MW2-S5624-B-Q(-)	870.	1,252.	1,768.
		62"	23 5/8"	1 3/4"	MW2-S6224-B-Q(-)	951.	1,375.	1,957.
		68"	23 5/8"	1 3/4"	MW2-S6824-B-Q(-)	1,051.	1,506.	2,171.
		74"	23 5/8"	1 3/4"	MW2-S7424-B-Q(-)	1,157.	1,634.	2,331.
		80"	23 5/8"	1 3/4"	MW2-S8024-B-Q(-)	1,238.	1,763.	2,512.
		86"	23 5/8"	1 3/4"	MW2-S8624-B-Q(-)	1,334.	1,922.	2,750.
		92"	23 5/8"	1 3/4"	MW2-S9224-B-Q(-)	1,468.	2,128.	3,016.
		98"	23 5/8"	1 3/4"	MW2-S9824-B-Q(-)	1,624.	2,334.	3,280.
		104"	23 5/8"	1 3/4"	MW2-S10424-B-Q(-)	1,780.	2,539.	3,546.
		110"	23 5/8"	1 3/4"	MW2-S11024-B-Q(-)	1,938.	2,745.	3,810.
116"	23 5/8"	1 3/4"	MW2-S11624-B-Q(-)	2,093.	2,948.	4,074.		

Order Code	Specification Information	Application Notes
Example: <b>MW2-S7424-A-Q-117</b>	<i>Grommets/no grommets:</i>	24"D worksurfaces are used interchangeably as shallow main surfaces, extensions or credenza tops. They must be supported at each end by a pedestal, end panel, end support cantilever or cantilever bridging bracket with a maximum span of 60" between supports.
<b>MW2</b> Worksurface, 1 3/4" thick	A- Worksurfaces include 3" grommet in each back corner leading into desk support or wire manager.	
<b>S</b> Straight worksurface	B- Worksurface does not include grommets.	All worksurfaces have threaded metal inserts at all end panel, desk support and bracket locations and pilot holes at pedestal locations.
<b>74</b> Width	Specify surface finish	
<b>24</b> Depth	All worksurfaces are U.L.-listed.	Use 18"D pedestals with 24"D worksurfaces for full wire management capability in desk or panel applications.
<b>A</b> Grommets		All straight worksurfaces are 3/8" less than nominal depth for rear wire clearance or privacy screens.
<b>Q</b> Standard Special		
<b>117</b> Surface finish		Plastic laminate worksurfaces are post-formed top and bottom, front and back.
		Worksurfaces with grommets are bored to accept and are shipped with wire manager clips.
		Panel supported worksurfaces over 60" must be mid-span supported by MB2-C18 bracket, specified separately.

# Morrison Worksurfaces, 1 3/4" 30" D + Post

Standard Specials Systems

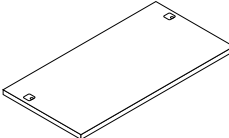
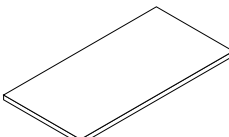
description	type	w	d	h	pattern no.	lam.	V1	V2
Straight, 30"D + Post		20"	29 5/8"	1 3/4"	MW2-S2030-A-Q-( )	\$693.	\$966.	\$1,350.
		26"	29 5/8"	1 3/4"	MW2-S2630-A-Q-( )	750.	1,043.	1,457.
		32"	29 5/8"	1 3/4"	MW2-S3230-A-Q-( )	829.	1,119.	1,564.
		38"	29 5/8"	1 3/4"	MW2-S3830-A-Q-( )	879.	1,199.	1,666.
		44"	29 5/8"	1 3/4"	MW2-S4430-A-Q-( )	956.	1,298.	1,799.
		50"	29 5/8"	1 3/4"	MW2-S5030-A-Q-( )	1,004.	1,403.	1,901.
		56"	29 5/8"	1 3/4"	MW2-S5630-A-Q-( )	1,062.	1,482.	2,066.
		62"	29 5/8"	1 3/4"	MW2-S6230-A-Q-( )	1,139.	1,588.	2,249.
		68"	29 5/8"	1 3/4"	MW2-S6830-A-Q-( )	1,266.	1,742.	2,432.
		74"	29 5/8"	1 3/4"	MW2-S7430-A-Q-( )	1,371.	1,901.	2,644.
		80"	29 5/8"	1 3/4"	MW2-S8030-A-Q-( )	1,473.	2,055.	2,885.
		86"	29 5/8"	1 3/4"	MW2-S8630-A-Q-( )	1,602.	2,257.	3,201.
		92"	29 5/8"	1 3/4"	MW2-S9230-A-Q-( )	1,753.	2,467.	3,514.
		98"	29 5/8"	1 3/4"	MW2-S9830-A-Q-( )	1,909.	2,676.	3,830.
		104"	29 5/8"	1 3/4"	MW2-S10430-A-Q-( )	2,067.	2,885.	4,143.
		110"	29 5/8"	1 3/4"	MW2-S11030-A-Q-( )	2,224.	3,094.	4,457.
116"	29 5/8"	1 3/4"	MW2-S11630-A-Q-( )	2,380.	3,300.	4,770.		
No Grommets		20"	29 5/8"	1 3/4"	MW2-S2030-B-Q-( )	588.	861.	1,247.
		26"	29 5/8"	1 3/4"	MW2-S2630-B-Q-( )	645.	937.	1,351.
		32"	29 5/8"	1 3/4"	MW2-S3230-B-Q-( )	723.	1,012.	1,456.
		38"	29 5/8"	1 3/4"	MW2-S3830-B-Q-( )	770.	1,085.	1,562.
		44"	29 5/8"	1 3/4"	MW2-S4430-B-Q-( )	848.	1,188.	1,692.
		50"	29 5/8"	1 3/4"	MW2-S5030-B-Q-( )	900.	1,297.	1,794.
		56"	29 5/8"	1 3/4"	MW2-S5630-B-Q-( )	951.	1,375.	1,957.
		62"	29 5/8"	1 3/4"	MW2-S6230-B-Q-( )	1,034.	1,480.	2,143.
		68"	29 5/8"	1 3/4"	MW2-S6830-B-Q-( )	1,157.	1,634.	2,331.
		74"	29 5/8"	1 3/4"	MW2-S7430-B-Q-( )	1,261.	1,794.	2,537.
		80"	29 5/8"	1 3/4"	MW2-S8030-B-Q-( )	1,366.	1,946.	2,773.
		86"	29 5/8"	1 3/4"	MW2-S8630-B-Q-( )	1,493.	2,149.	3,096.
		92"	29 5/8"	1 3/4"	MW2-S9230-B-Q-( )	1,641.	2,353.	3,412.
		98"	29 5/8"	1 3/4"	MW2-S9830-B-Q-( )	1,799.	2,562.	3,725.
		104"	29 5/8"	1 3/4"	MW2-S10430-B-Q-( )	1,955.	2,771.	4,038.
		110"	29 5/8"	1 3/4"	MW2-S11030-B-Q-( )	2,111.	2,981.	4,353.
116"	29 5/8"	1 3/4"	MW2-S11630-B-Q-( )	2,268.	3,189.	4,667.		

Morrison System

Order Code	Specification Information	Application Notes
Example: <b>MW2-S4430A-Q-117</b>	<i>Grommets/no grommets:</i>	30"D worksurfaces are used interchangeably in desk and panel system applications as main surfaces, extensions or credenza tops. They must be supported at each end by a pedestal, end panel, end support cantilever or cantilever bridging bracket with a maximum span of 60" between supports.
<b>MW2</b> Worksurface, 1 3/4" thick	A- worksurface includes 3" grommet in each back corner leading into desk support or wire manager clips.	
<b>S</b> Straight worksurface	B- worksurface does not include grommets	All straight worksurfaces are 3/8" less than nominal depth for rear wire clearance or privacy screens.
<b>44</b> Width	Specify surface finish.	
<b>30</b> Depth		Panel supported worksurfaces over 60" must be mid-span supported by MB2-C18 bracket, specified separately.
<b>A</b> Grommets		
<b>Q</b> Standard Special		
<b>117</b> Surface finish		
	All worksurfaces are U.L.-listed.	

# Morrison Worksurfaces, 1 3/4" 36" D + Post

Standard Specials Systems

description	type	w	d	h	pattern no.	lam.	V1	V2
Straight, 36"D + Post	Recessed Grommets 	38"	35 5/8"	1 3/4"	<b>MW2-S3836-R-Q-()</b>	\$1,219.	\$1,394.	\$2,024.
		44"	35 5/8"	1 3/4"	<b>MW2-S4436-R-Q-()</b>	1,279.	1,553.	2,205.
		50"	35 5/8"	1 3/4"	<b>MW2-S5036-R-Q-()</b>	1,335.	1,712.	2,386.
		56"	35 5/8"	1 3/4"	<b>MW2-S5636-R-Q-()</b>	1,392.	1,871.	2,565.
		62"	35 5/8"	1 3/4"	<b>MW2-S6236-R-Q-()</b>	1,433.	1,950.	2,712.
		68"	35 5/8"	1 3/4"	<b>MW2-S6836-R-Q-()</b>	1,473.	2,029.	2,859.
		74"	35 5/8"	1 3/4"	<b>MW2-S7436-R-Q-()</b>	1,602.	2,210.	3,037.
		80"	35 5/8"	1 3/4"	<b>MW2-S8036-R-Q-()</b>	1,736.	2,390.	3,218.
		86"	35 5/8"	1 3/4"	<b>MW2-S8636-R-Q-()</b>	1,868.	2,569.	3,400.
		92"	35 5/8"	1 3/4"	<b>MW2-S9236-R-Q-()</b>	2,002.	2,752.	3,580.
		98"	35 5/8"	1 3/4"	<b>MW2-S9836-R-Q-()</b>	2,135.	2,931.	3,759.
		104"	35 5/8"	1 3/4"	<b>MW2-S10436-R-Q-()</b>	2,268.	3,113.	3,940.
		110"	35 5/8"	1 3/4"	<b>MW2-S11036-R-Q-()</b>	2,404.	3,293.	4,120.
		116"	35 5/8"	1 3/4"	<b>MW2-S11636-R-Q-()</b>	2,537.	3,471.	4,301.
No Grommets 	No Grommets	38"	35 5/8"	1 3/4"	<b>MW2-S3836-B-Q-()</b>	1,039.	1,287.	1,986.
		44"	35 5/8"	1 3/4"	<b>MW2-S4436-B-Q-()</b>	1,121.	1,444.	2,145.
		50"	35 5/8"	1 3/4"	<b>MW2-S5036-B-Q-()</b>	1,203.	1,604.	2,303.
		56"	35 5/8"	1 3/4"	<b>MW2-S5636-B-Q-()</b>	1,283.	1,763.	2,461.
		62"	35 5/8"	1 3/4"	<b>MW2-S6236-B-Q-()</b>	1,325.	1,842.	2,606.
		68"	35 5/8"	1 3/4"	<b>MW2-S6836-B-Q-()</b>	1,366.	1,922.	2,750.
		74"	35 5/8"	1 3/4"	<b>MW2-S7436-B-Q-()</b>	1,493.	2,104.	2,934.
		80"	35 5/8"	1 3/4"	<b>MW2-S8036-B-Q-()</b>	1,625.	2,284.	3,115.
		86"	35 5/8"	1 3/4"	<b>MW2-S8636-B-Q-()</b>	1,760.	2,463.	3,295.
		92"	35 5/8"	1 3/4"	<b>MW2-S9236-B-Q-()</b>	1,893.	2,644.	3,475.
		98"	35 5/8"	1 3/4"	<b>MW2-S9836-B-Q-()</b>	2,026.	2,824.	3,657.
		104"	35 5/8"	1 3/4"	<b>MW2-S10436-B-Q-()</b>	2,160.	3,007.	3,836.
		110"	35 5/8"	1 3/4"	<b>MW2-S11036-B-Q-()</b>	2,292.	3,186.	4,018.
		116"	35 5/8"	1 3/4"	<b>MW2-S11636-B-Q-()</b>	2,426.	3,365.	4,198.

## Order Code

Example:	<b>MW2-S6836R-Q-117</b>
<b>MW2</b>	Worksurface, 1 3/4" thick
<b>S</b>	Straight worksurface
<b>68</b>	Width
<b>36</b>	Depth
<b>R</b>	Grommets
<b>Q</b>	Standard Special
<b>117</b>	Surface finish

## Specificatin Information

*Grommets/no grommets:*  
 B- worksurface does not include grommets  
 R- worksurface includes 3" grommets recessed for use with 6" recessed desk support.  
 Specify surface finish.  
 All worksurfaces are U.L.-listed.

## Application Notes

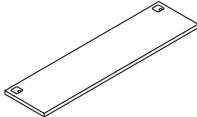
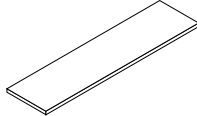
36"D desks may be planned with 6" recessed desk support and 24"D pedestals or end panels, or 29" or 35"W universal end panels with kneehole filler. 36"D worksurfaces do not accept privacy screens.  
 Plastic laminate worksurfaces are post-formed top and bottom, front and back.

Panel supported worksurfaces over 60" must be mid-span supported by MB2-C18 bracket, specified separately.

All straight worksurfaces are 3/8" less than nominal depth for rear wire clearance or privacy screens.

# Morrison Worksurfaces, 1 1/4" 18" D

Standard Specials Systems

description	type	w	d	h	pattern no.	lam.	V1	V2
Straight, 18"D	Grommets 	18"	17 5/8"	1 1/4"	<b>MU1-S1818-A-Q-( )</b>	\$467.	\$680.	\$937.
		24"	17 5/8"	1 1/4"	<b>MU1-S2418-A-Q-( )</b>	467.	680.	937.
		30"	17 5/8"	1 1/4"	<b>MU1-S3018-A-Q-( )</b>	508.	727.	1,009.
		36"	17 5/8"	1 1/4"	<b>MU1-S3618-A-Q-( )</b>	550.	774.	1,081.
		42"	17 5/8"	1 1/4"	<b>MU1-S4218-A-Q-( )</b>	572.	828.	1,179.
		48"	17 5/8"	1 1/4"	<b>MU1-S4818-A-Q-( )</b>	648.	901.	1,282.
		54"	17 5/8"	1 1/4"	<b>MU1-S5418-A-Q-( )</b>	672.	950.	1,358.
		60"	17 5/8"	1 1/4"	<b>MU1-S6018-A-Q-( )</b>	699.	1,001.	1,461.
		66"	17 5/8"	1 1/4"	<b>MU1-S6618-A-Q-( )</b>	747.	1,099.	1,605.
		72"	17 5/8"	1 1/4"	<b>MU1-S7218-A-Q-( )</b>	821.	1,219.	1,761.
		78"	17 5/8"	1 1/4"	<b>MU1-S7818-A-Q-( )</b>	900.	1,338.	1,918.
		84"	17 5/8"	1 1/4"	<b>MU1-S8418-A-Q-( )</b>	977.	1,457.	2,075.
		90"	17 5/8"	1 1/4"	<b>MU1-S9018-A-Q-( )</b>	1,056.	1,578.	2,232.
		96"	17 5/8"	1 1/4"	<b>MU1-S9618-A-Q-( )</b>	1,134.	1,697.	2,389.
		102"	17 5/8"	1 1/4"	<b>MU1-S10218-A-Q-( )</b>	1,213.	1,815.	2,546.
		108"	17 5/8"	1 1/4"	<b>MU1-S10818-A-Q-( )</b>	1,292.	1,935.	2,702.
114"	17 5/8"	1 1/4"	<b>MU1-S11418-A-Q-( )</b>	1,371.	2,055.	2,860.		
120"	17 5/8"	1 1/4"	<b>MU1-S12018-A-Q-( )</b>	1,447.	2,173.	3,018.		
No Grommets 	18"	17 5/8"	1 1/4"	<b>MU1-S1818-B-Q-( )</b>	355.	570.	827.	
	78"	17 5/8"	1 1/4"	<b>MU1-S7818-B-Q-( )</b>	867.	1,228.	1,807.	
	84"	17 5/8"	1 1/4"	<b>MU1-S8418-B-Q-( )</b>	947.	1,348.	1,963.	
	90"	17 5/8"	1 1/4"	<b>MU1-S9018-B-Q-( )</b>	1,025.	1,468.	2,121.	
	96"	17 5/8"	1 1/4"	<b>MU1-S9618-B-Q-( )</b>	1,104.	1,587.	2,279.	
	102"	17 5/8"	1 1/4"	<b>MU1-S10218-B-Q-( )</b>	1,182.	1,705.	2,434.	
	108"	17 5/8"	1 1/4"	<b>MU1-S10818-B-Q-( )</b>	1,260.	1,823.	2,592.	
	114"	17 5/8"	1 1/4"	<b>MU1-S11418-B-Q-( )</b>	1,338.	1,945.	2,750.	
120"	17 5/8"	1 1/4"	<b>MU1-S12018-B-Q-( )</b>	1,418.	2,065.	2,905.		

Morrison System

## Order Code

Example:	<b>MU1-S4818-A-Q-117</b>
<b>MU1</b>	Worksurface 1 1/4" thick
<b>S</b>	Worksurface type
<b>48</b>	Width
<b>18</b>	Depth
<b>A</b>	Grommets
<b>Q</b>	Standard Special
<b>117</b>	Surface finish
<b>Q</b>	Standard Special

## Specification Information

*Grommets/no grommets:*

A- Worksurfaces include 3" grommet in each back corner leading into desk support or wire manager.

B- Worksurface does not include grommets.

Specify surface finish.  
1 1/4" worksurfaces are 3-ply, solid core construction with threaded metal inserts at all end panel, desk support and bracket locations and pilot holes at pedestal locations.

Worksurfaces with grommets are bored to accept and are shipped with wire manager clips.

All worksurfaces are U.L.-listed.

## Application Notes

18"D worksurfaces are used interchangeably in desk and panel system applications as shallow main surfaces, extensions, or credenza tops. They may be supported at each end by an 18" end support bracket, 18" cantilever bracket, 18"W conference end panel, 18"D pedestal, or 12"W end panel (MN2-E12) in conjunction with a desk support.

18"D worksurfaces with desk supports do not accept pedestals.

All worksurfaces are 3/8" less than nominal depth for rear wire clearance or privacy screens.

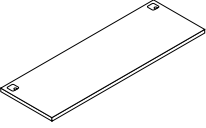
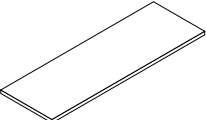
Panel-supported 1 1/4" worksurfaces over 48" must be mid-span supported by MB2-C18 bracket, specified separately.

Suspended pedestals may not be used with 1 1/4" worksurfaces



# Morrison Worksurfaces, 1 1/4" 24" D

Standard Specials Systems

description	type	w	d	h	pattern no.	lam.	V1	V2
Straight, 24"D	 Grommets	18"	23 3/8"	1 1/4"	<b>MU1-S1824-A-Q-( )</b>	\$500.	\$801.	\$1,104.
		102"	23 3/8"	1 1/4"	<b>MU1-S10224-A-Q-( )</b>	1,333.	1,973.	2,844.
		108"	23 3/8"	1 1/4"	<b>MU1-S10824-A-Q-( )</b>	1,435.	2,129.	3,073.
		114"	23 3/8"	1 1/4"	<b>MU1-S11424-A-Q-( )</b>	1,536.	2,286.	3,299.
		120"	23 3/8"	1 1/4"	<b>MU1-S12024-A-Q-( )</b>	1,638.	2,443.	3,528.
	 No Grommets	18"	23 3/8"	1 1/4"	<b>MU1-S1824-B-Q-( )</b>	396.	696.	1,001.
		102"	23 3/8"	1 1/4"	<b>MU1-S10224-B-Q-( )</b>	1,221.	1,865.	2,739.
		108"	23 3/8"	1 1/4"	<b>MU1-S10824-B-Q-( )</b>	1,325.	2,022.	2,968.
		114"	23 3/8"	1 1/4"	<b>MU1-S11424-B-Q-( )</b>	1,427.	2,178.	3,195.
		120"	23 3/8"	1 1/4"	<b>MU1-S12024-B-Q-( )</b>	1,528.	2,336.	3,423.

## Order Code

Example:	<b>MU1-S10224-B-Q-117</b>
<b>MU1</b>	Worksurface, 1 1/4" thick
<b>S</b>	Straight worksurface
<b>102</b>	Width
<b>24</b>	Depth
<b>B</b>	No grommets
<b>Q</b>	Standard Special
<b>117</b>	Surface finish

## Specification Information

*Grommets/no grommets:*

A- Worksurfaces include 3" grommet in each back corner leading into desk support or wire manager.

B- Worksurface does not include grommets.

Specify surface finish.  
1 1/4" worksurfaces are 3-ply, solid core construction with threaded metal inserts at all end panel, desk support and bracket locations and pilot holes at pedestal locations.

Worksurfaces with grommets are bored to accept and are shipped with wire manager clips.

All worksurfaces are U.L.-listed.

## Application Notes

24"D worksurfaces are used interchangeably as shallow main surfaces, extensions or credenza tops. They can be supported at each end by 24" end support bracket, 24" cantilever bracket, 24"W end panel, 18"D pedestal or end panel in conjunction with desk support.

Use 18"D pedestals with 24"D worksurfaces for full wire management capability in desk or panel applications.

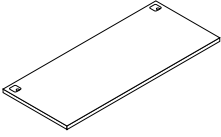
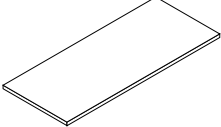
All straight worksurfaces are 3/8" less than nominal depth for rear wire clearance or privacy screens.

Panel-supported 1 1/4" worksurfaces over 48" must be mid-span supported by MB2-C18 bracket, specified separately.

Suspended pedestals may not be used with 1 1/4" worksurfaces

# Morrison Worksurfaces, 1 1/4" 30" D

Standard Specials Systems

description	type	w	d	h	pattern no.	lam,	V1	V2
Straight, 30"D	Grommets 	18"	29 5/8"	1 1/4"	<b>MU1-S1830-A-Q-( )</b>	\$551.	\$815.	\$1,176.
		24"	29 5/8"	1 1/4"	<b>MU1-S2430-A-Q-( )</b>	551.	815.	1,176.
		102"	29 5/8"	1 1/4"	<b>MU1-S10230-A-Q-( )</b>	1,429.	2,103.	3,094.
		108"	29 5/8"	1 1/4"	<b>MU1-S10830-A-Q-( )</b>	1,541.	2,257.	3,323.
		114"	29 5/8"	1 1/4"	<b>MU1-S11430-A-Q-( )</b>	1,649.	2,415.	3,555.
		120"	29 5/8"	1 1/4"	<b>MU1-S12030-A-Q-( )</b>	1,760.	2,571.	3,784.
No Grommets 	No Grommets	18"	29 5/8"	1 1/4"	<b>MU1-S1830-B-Q-( )</b>	446.	712.	1,074.
		24"	29 5/8"	1 1/4"	<b>MU1-S2430-B-Q-( )</b>	446.	712.	1,074.
		102"	29 5/8"	1 1/4"	<b>MU1-S10230-B-Q-( )</b>	1,323.	1,996.	2,987.
		108"	29 5/8"	1 1/4"	<b>MU1-S10830-B-Q-( )</b>	1,431.	2,152.	3,218.
		114"	29 5/8"	1 1/4"	<b>MU1-S11430-B-Q-( )</b>	1,542.	2,307.	3,451.
		120"	29 5/8"	1 1/4"	<b>MU1-S12030-B-Q-( )</b>	1,650.	2,465.	3,678.

Morrison System

## Order Code

Example:	<b>MU1-S2430B-Q-117</b>
<b>MU1</b>	Worksurface, 1 1/4" thick
<b>S</b>	Straight worksurface
<b>24</b>	Width
<b>30</b>	Depth
<b>B</b>	No grommets
<b>Q</b>	Standard Specials
<b>117</b>	Surface finish

## Specification Information

### Grommets/no grommets:

- A- worksurface includes 3" grommet in each back corner leading into desk support or wire manager clips.
  - B- worksurface does not include grommets
- Specify surface finish.

1 1/4" worksurfaces are 3-ply, solid core construction with threaded metal inserts at all end panel, desk support and bracket locations and pilot holes at pedestal locations.

All worksurfaces are U.L.-listed. Plastic laminate worksurfaces are post-formed top and bottom, front and back.

## Application Notes

30"D worksurfaces are used interchangeably in desk and panel system applications as main surfaces, extensions or credenza tops. They can be supported at each end by 30" end support bracket, 30" cantilever bracket, 30" flat bracket, 30"W end panel, 24"D pedestal or end panel in conjunction with desk support, or 30"D pedestal.

All straight worksurfaces are 3/8" less than nominal depth for rear wire clearance or privacy screens.

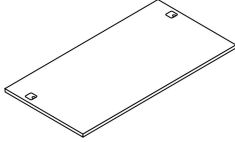
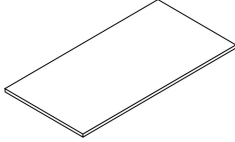
Panel-supported 1 1/4" worksurfaces over 48" must be mid-span supported by MB2-C18 bracket, specified separately.

Worksurfaces with grommets are bored to accept and are shipped with wire manager clips.

Suspended pedestals may not be used with 1 1/4" worksurfaces.

# Morrison Worksurfaces, 1 1/4" 36" D

Standard Specials Systems

description	type	w	d	h	pattern no.	lam.	V1	V2
Straight, 36"D	Recessed Grommets 	36"	35 5/8"	1 1/4"	<b>MU1-S3636-R-Q-( )</b>	\$755.	\$1,054.	\$1,577.
		42"	35 5/8"	1 1/4"	<b>MU1-S4236-R-Q-( )</b>	808.	1,126.	1,673.
		48"	35 5/8"	1 1/4"	<b>MU1-S4836-R-Q-( )</b>	852.	1,199.	1,776.
		54"	35 5/8"	1 1/4"	<b>MU1-S5436-R-Q-( )</b>	901.	1,295.	1,900.
		60"	35 5/8"	1 1/4"	<b>MU1-S6036-R-Q-( )</b>	950.	1,375.	2,022.
		66"	35 5/8"	1 1/4"	<b>MU1-S6636-R-Q-( )</b>	997.	1,446.	2,172.
		72"	35 5/8"	1 1/4"	<b>MU1-S7236-R-Q-( )</b>	1,096.	1,570.	2,321.
		78"	35 5/8"	1 1/4"	<b>MU1-S7836-R-Q-( )</b>	1,175.	1,691.	2,535.
		84"	35 5/8"	1 1/4"	<b>MU1-S8436-R-Q-( )</b>	1,258.	1,813.	2,717.
		90"	35 5/8"	1 1/4"	<b>MU1-S9036-R-Q-( )</b>	1,325.	1,918.	2,877.
		96"	35 5/8"	1 1/4"	<b>MU1-S9636-R-Q-( )</b>	1,429.	2,075.	3,107.
		102"	35 5/8"	1 1/4"	<b>MU1-S10236-R-Q-( )</b>	1,541.	2,232.	3,338.
		108"	35 5/8"	1 1/4"	<b>MU1-S10836-R-Q-( )</b>	1,649.	2,389.	3,568.
		114"	35 5/8"	1 1/4"	<b>MU1-S11436-R-Q-( )</b>	1,760.	2,546.	3,798.
120"	35 5/8"	1 1/4"	<b>MU1-S12036-R-Q-( )</b>	1,868.	2,702.	4,029.		
No Grommets 	No Grommets	36"	35 5/8"	1 1/4"	<b>MU1-S3636-B-Q-( )</b>	648.	947.	1,473.
		42"	35 5/8"	1 1/4"	<b>MU1-S4236-B-Q-( )</b>	699.	1,021.	1,569.
		48"	35 5/8"	1 1/4"	<b>MU1-S4836-B-Q-( )</b>	747.	1,096.	1,671.
		54"	35 5/8"	1 1/4"	<b>MU1-S5436-B-Q-( )</b>	794.	1,191.	1,796.
		60"	35 5/8"	1 1/4"	<b>MU1-S6036-B-Q-( )</b>	846.	1,271.	1,919.
		66"	35 5/8"	1 1/4"	<b>MU1-S6636-B-Q-( )</b>	893.	1,336.	2,067.
		72"	35 5/8"	1 1/4"	<b>MU1-S7236-B-Q-( )</b>	989.	1,466.	2,215.
		78"	35 5/8"	1 1/4"	<b>MU1-S7836-B-Q-( )</b>	1,065.	1,585.	2,425.
		84"	35 5/8"	1 1/4"	<b>MU1-S8436-B-Q-( )</b>	1,150.	1,705.	2,605.
		90"	35 5/8"	1 1/4"	<b>MU1-S9036-B-Q-( )</b>	1,220.	1,815.	2,771.
		96"	35 5/8"	1 1/4"	<b>MU1-S9636-B-Q-( )</b>	1,323.	1,968.	3,000.
		102"	35 5/8"	1 1/4"	<b>MU1-S10236-B-Q-( )</b>	1,431.	2,124.	3,234.
		108"	35 5/8"	1 1/4"	<b>MU1-S10836-B-Q-( )</b>	1,542.	2,283.	3,462.
		114"	35 5/8"	1 1/4"	<b>MU1-S11436-B-Q-( )</b>	1,650.	2,439.	3,693.
120"	35 5/8"	1 1/4"	<b>MU1-S12036-B-Q-( )</b>	1,761.	2,595.	3,925.		

## Order Code

Example:	<b>MU1-S3636B-Q-117</b>
<b>MU1</b>	Worksurface, 1 1/4" thick
<b>S</b>	Straight worksurface
<b>36</b>	Width
<b>36</b>	Depth
<b>B</b>	No grommets
<b>Q</b>	Standard Specials
<b>117</b>	Surface finish

## Specification Information

### Grommets/no grommets:

- A- worksurface includes 3" grommet in each back corner leading into desk support or wire manager clips.
  - B- worksurface does not include grommets
- Specify surface finish.

1 1/4" worksurfaces are 3-ply, solid core construction with threaded metal inserts at all end panel, desk support and bracket locations and pilot holes at pedestal locations.

All worksurfaces are U.L.-listed. Plastic laminate worksurfaces are post-formed top and bottom, front and back.

## Application Notes

36"D worksurfaces are used interchangeably in desk and panel system applications as main surfaces, extensions or credenza tops. They can be supported at each end by 30" end support bracket, 30" cantilever bracket, 36" flat bracket, 30"W end panel, 24"D pedestal or end panel in conjunction with desk support, or 30"D pedestal.

All straight worksurfaces are 3/8" less than nominal depth for rear wire clearance or privacy screens.

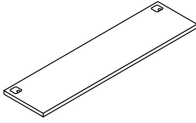
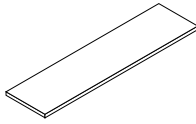
Panel-supported 1 1/4" worksurfaces over 48" must be mid-span supported by MB2-C18 bracket, specified separately.

Worksurfaces with grommets are bored to accept and are shipped with wire manager clips.

Suspended pedestals may not be used with 1 1/4" worksurfaces.

# Morrison Worksurfaces, 1 1/4" 18" D + Post

Standard Specials Systems

description	type	w	d	h	pattern no.	lam.	V1	V2
Straight, 18"D + Post		20"	17 5/8"	1 1/4"	<b>MU1-S2018-A-Q-()</b>	\$467.	\$680.	\$937.
		26"	17 5/8"	1 1/4"	<b>MU1-S2618-A-Q-()</b>	508.	727.	1,009.
		32"	17 5/8"	1 1/4"	<b>MU1-S3218-A-Q-()</b>	550.	774.	1,081.
		38"	17 5/8"	1 1/4"	<b>MU1-S3818-A-Q-()</b>	572.	828.	1,179.
		44"	17 5/8"	1 1/4"	<b>MU1-S4418-A-Q-()</b>	648.	901.	1,282.
		50"	17 5/8"	1 1/4"	<b>MU1-S5018-A-Q-()</b>	672.	950.	1,358.
		56"	17 5/8"	1 1/4"	<b>MU1-S5618-A-Q-()</b>	699.	1,001.	1,461.
		62"	17 5/8"	1 1/4"	<b>MU1-S6218-A-Q-()</b>	747.	1,099.	1,605.
		68"	17 5/8"	1 1/4"	<b>MU1-S6818-A-Q-()</b>	821.	1,219.	1,761.
		74"	17 5/8"	1 1/4"	<b>MU1-S7418-A-Q-()</b>	900.	1,338.	1,918.
		80"	17 5/8"	1 1/4"	<b>MU1-S8018-A-Q-()</b>	977.	1,457.	2,075.
		86"	17 5/8"	1 1/4"	<b>MU1-S8618-A-Q-()</b>	1,056.	1,578.	2,232.
		92"	17 5/8"	1 1/4"	<b>MU1-S9218-A-Q-()</b>	1,134.	1,697.	2,389.
		98"	17 5/8"	1 1/4"	<b>MU1-S9818-A-Q-()</b>	1,213.	1,815.	2,546.
		104"	17 5/8"	1 1/4"	<b>MU1-S10418-A-Q-()</b>	1,292.	1,935.	2,702.
		110"	17 5/8"	1 1/4"	<b>MU1-S11018-A-Q-()</b>	1,371.	2,055.	2,860.
		116"	17 5/8"	1 1/4"	<b>MU1-S11618-A-Q-()</b>	1,447.	2,173.	3,018.
No Grommets		20"	17 5/8"	1 1/4"	<b>MU1-S2018-B-Q-()</b>	355.	570.	827.
		26"	17 5/8"	1 1/4"	<b>MU1-S2618-B-Q-()</b>	396.	617.	900.
		32"	17 5/8"	1 1/4"	<b>MU1-S3218-B-Q-()</b>	437.	663.	970.
		38"	17 5/8"	1 1/4"	<b>MU1-S3818-B-Q-()</b>	462.	719.	1,071.
		44"	17 5/8"	1 1/4"	<b>MU1-S4418-B-Q-()</b>	538.	791.	1,172.
		50"	17 5/8"	1 1/4"	<b>MU1-S5018-B-Q-()</b>	562.	839.	1,246.
		56"	17 5/8"	1 1/4"	<b>MU1-S5618-B-Q-()</b>	591.	890.	1,350.
		62"	17 5/8"	1 1/4"	<b>MU1-S6218-B-Q-()</b>	637.	991.	1,496.
		68"	17 5/8"	1 1/4"	<b>MU1-S6818-B-Q-()</b>	789.	1,110.	1,650.
		74"	17 5/8"	1 1/4"	<b>MU1-S7418-B-Q-()</b>	867.	1,228.	1,807.
		80"	17 5/8"	1 1/4"	<b>MU1-S8018-B-Q-()</b>	947.	1,348.	1,963.
		86"	17 5/8"	1 1/4"	<b>MU1-S8618-B-Q-()</b>	1,025.	1,468.	2,121.
		92"	17 5/8"	1 1/4"	<b>MU1-S9218-B-Q-()</b>	1,104.	1,587.	2,279.
		98"	17 5/8"	1 1/4"	<b>MU1-S9818-B-Q-()</b>	1,182.	1,705.	2,434.
		104"	17 5/8"	1 1/4"	<b>MU1-S10418-B-Q-()</b>	1,260.	1,823.	2,592.
		110"	17 5/8"	1 1/4"	<b>MU1-S11018-B-Q-()</b>	1,338.	1,945.	2,750.
		116"	17 5/8"	1 1/4"	<b>MU1-S11618-B-Q-()</b>	1,418.	2,065.	2,905.

Morrison System

## Order Code

Example:	<b>MU1-S4418-B-Q-117</b>
<b>MU1</b>	Worksurface 1 1/4" thick
<b>S</b>	Worksurface type
<b>44</b>	Width
<b>18</b>	Depth
<b>B</b>	No grommets
<b>Q</b>	Standard Specials
<b>117</b>	Surface finish

## Specification Information

B: Worksurface does not include grommets.

Specify surface finish.

1 1/4" worksurfaces are 3-ply, solid core construction with threaded metal inserts at all end panel, desk support and bracket locations and pilot holes at pedestal locations.

All worksurfaces are U.L.-listed.

## Application Notes

18"D worksurfaces are used interchangeably in desk and panel system applications as shallow main surfaces, extensions, or credenza tops. They may be supported at each end by an 18" end support bracket, 18" cantilever bracket, 18"W conference end panel, 18"D pedestal, or 12"W end panel (MN2-E12) in conjunction with a desk support.

Suspended pedestals may not be used with 1 1/4" worksurfaces

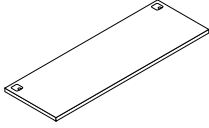
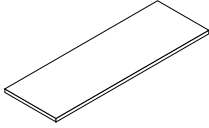
18"D worksurfaces with desk supports do not accept pedestals.

All worksurfaces are 3/8" less than nominal depth for rear wire clearance or privacy screens.

Panel-supported 1 1/4" worksurfaces over 48" must be mid-span supported by MB2-C18 bracket, specified separately.

# Morrison Worksurfaces, 1 1/4" 24" D + Post

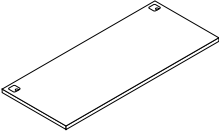
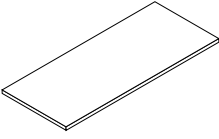
Standard Specials Systems

description	type	w	d	h	pattern no.	lam.	V1	V2
Straight, 24"D + Post	Grommets 	20"	23 5/8"	1 1/4"	<b>MU1-S2024-A-Q-( )</b>	\$500.	\$801.	\$1,104.
		26"	23 5/8"	1 1/4"	<b>MU1-S2624-A-Q-( )</b>	544.	825.	1,153.
		32"	23 5/8"	1 1/4"	<b>MU1-S3224-A-Q-( )</b>	570.	847.	1,177.
		38"	23 5/8"	1 1/4"	<b>MU1-S3824-A-Q-( )</b>	645.	899.	1,274.
		44"	23 5/8"	1 1/4"	<b>MU1-S4424-A-Q-( )</b>	667.	969.	1,428.
		50"	23 5/8"	1 1/4"	<b>MU1-S5024-A-Q-( )</b>	723.	1,067.	1,530.
		56"	23 5/8"	1 1/4"	<b>MU1-S5624-A-Q-( )</b>	769.	1,117.	1,602.
		62"	23 5/8"	1 1/4"	<b>MU1-S6224-A-Q-( )</b>	839.	1,244.	1,777.
		68"	23 5/8"	1 1/4"	<b>MU1-S6824-A-Q-( )</b>	916.	1,342.	1,955.
		74"	23 5/8"	1 1/4"	<b>MU1-S7424-A-Q-( )</b>	994.	1,456.	2,085.
		80"	23 5/8"	1 1/4"	<b>MU1-S8024-A-Q-( )</b>	1,063.	1,561.	2,242.
		86"	23 5/8"	1 1/4"	<b>MU1-S8624-A-Q-( )</b>	1,126.	1,661.	2,390.
		92"	23 5/8"	1 1/4"	<b>MU1-S9224-A-Q-( )</b>	1,229.	1,815.	2,617.
		98"	23 5/8"	1 1/4"	<b>MU1-S9824-A-Q-( )</b>	1,333.	1,973.	2,844.
		104"	23 5/8"	1 1/4"	<b>MU1-S10424-A-Q-( )</b>	1,435.	2,129.	3,073.
		110"	23 5/8"	1 1/4"	<b>MU1-S11024-A-Q-( )</b>	1,536.	2,286.	3,299.
116"	23 5/8"	1 1/4"	<b>MU1-S11624-A-Q-( )</b>	1,638.	2,443.	3,528.		
No Grommets 	No Grommets	20"	23 5/8"	1 1/4"	<b>MU1-S2024-B-Q-( )</b>	396.	696.	1,001.
		26"	23 5/8"	1 1/4"	<b>MU1-S2624-B-Q-( )</b>	437.	719.	1,049.
		32"	23 5/8"	1 1/4"	<b>MU1-S3224-B-Q-( )</b>	462.	743.	1,071.
		38"	23 5/8"	1 1/4"	<b>MU1-S3824-B-Q-( )</b>	538.	791.	1,172.
		44"	23 5/8"	1 1/4"	<b>MU1-S4424-B-Q-( )</b>	562.	864.	1,325.
		50"	23 5/8"	1 1/4"	<b>MU1-S5024-B-Q-( )</b>	613.	966.	1,425.
		56"	23 5/8"	1 1/4"	<b>MU1-S5624-B-Q-( )</b>	662.	1,012.	1,496.
		62"	23 5/8"	1 1/4"	<b>MU1-S6224-B-Q-( )</b>	734.	1,139.	1,674.
		68"	23 5/8"	1 1/4"	<b>MU1-S6824-B-Q-( )</b>	810.	1,239.	1,849.
		74"	23 5/8"	1 1/4"	<b>MU1-S7424-B-Q-( )</b>	881.	1,350.	1,980.
		80"	23 5/8"	1 1/4"	<b>MU1-S8024-B-Q-( )</b>	953.	1,455.	2,137.
		86"	23 5/8"	1 1/4"	<b>MU1-S8624-B-Q-( )</b>	1,022.	1,557.	2,286.
		92"	23 5/8"	1 1/4"	<b>MU1-S9224-B-Q-( )</b>	1,121.	1,707.	2,512.
		98"	23 5/8"	1 1/4"	<b>MU1-S9824-B-Q-( )</b>	1,221.	1,865.	2,739.
		104"	23 5/8"	1 1/4"	<b>MU1-S10424-B-Q-( )</b>	1,325.	2,022.	2,968.
		110"	23 5/8"	1 1/4"	<b>MU1-S11024-B-Q-( )</b>	1,427.	2,178.	3,195.
116"	23 5/8"	1 1/4"	<b>MU1-S11624-B-Q-( )</b>	1,528.	2,336.	3,423.		

Order Code	Specification Information	Application Notes
Example: <b>MU1-S3824-B-Q-117</b>	<i>Grommets/no grommets:</i>	24"D worksurfaces are used interchangeably as shallow main surfaces, extensions or credenza tops. They can be supported at each end by 24" end support bracket, 24" cantilever bracket, 24"W end panel, 18"D pedestal or end panel in conjunction with desk support.
<b>MU1</b> Worksurface, 1 1/4" thick	A- Worksurfaces include 3" grommet in each back corner leading into desk support or wire manager.	
<b>S</b> Straight worksurface	B- Worksurface does not include grommets.	Use 18"D pedestals with 24"D worksurfaces for full wire management capability in desk or panel applications.
<b>38</b> Width	Specify surface finish.	
<b>24</b> Depth	1 1/4" worksurfaces are 3-ply, solid core construction with threaded metal inserts at all end panel, desk support and bracket locations and pilot holes at pedestal locations.	All straight worksurfaces are 3/8" less than nominal depth for rear wire clearance or privacy screens.
<b>B</b> No grommets	Worksurfaces with grommets are bored to accept and are shipped with wire manager clips.	
<b>Q</b> Standard Specials	All worksurfaces are U.L.-listed.	Panel-supported 1 1/4" worksurfaces over 48" must be mid-span supported by MB2-C18 bracket, specified separately.
<b>117</b> Surface finish		Suspended pedestals may not be used with 1 1/4" worksurfaces.

# Morrison Worksurfaces, 1 1/4" 30" D + Post

Standard Specials Systems

description	type	w	d	h	pattern no.	lam.	V1	V2
Straight, 30"D + Post		20"	29 3/8"	1 1/4"	<b>MU1-S2030-A-Q-( )</b>	\$551.	\$815.	\$1,176.
		26"	29 3/8"	1 1/4"	<b>MU1-S2630-A-Q-( )</b>	598.	868.	1,255.
		32"	29 3/8"	1 1/4"	<b>MU1-S3230-A-Q-( )</b>	645.	921.	1,332.
		38"	29 3/8"	1 1/4"	<b>MU1-S3830-A-Q-( )</b>	697.	996.	1,428.
		44"	29 3/8"	1 1/4"	<b>MU1-S4430-A-Q-( )</b>	742.	1,067.	1,530.
		50"	29 3/8"	1 1/4"	<b>MU1-S5030-A-Q-( )</b>	791.	1,165.	1,653.
		56"	29 3/8"	1 1/4"	<b>MU1-S5630-A-Q-( )</b>	839.	1,244.	1,777.
		62"	29 3/8"	1 1/4"	<b>MU1-S6230-A-Q-( )</b>	889.	1,317.	1,927.
		68"	29 3/8"	1 1/4"	<b>MU1-S6830-A-Q-( )</b>	986.	1,440.	2,076.
		74"	29 3/8"	1 1/4"	<b>MU1-S7430-A-Q-( )</b>	1,065.	1,561.	2,287.
		80"	29 3/8"	1 1/4"	<b>MU1-S8030-A-Q-( )</b>	1,150.	1,684.	2,471.
		86"	29 3/8"	1 1/4"	<b>MU1-S8630-A-Q-( )</b>	1,214.	1,787.	2,631.
		92"	29 3/8"	1 1/4"	<b>MU1-S9230-A-Q-( )</b>	1,320.	1,945.	2,862.
		98"	29 3/8"	1 1/4"	<b>MU1-S9830-A-Q-( )</b>	1,429.	2,103.	3,094.
		104"	29 3/8"	1 1/4"	<b>MU1-S10430-A-Q-( )</b>	1,541.	2,257.	3,323.
		110"	29 3/8"	1 1/4"	<b>MU1-S11030-A-Q-( )</b>	1,649.	2,415.	3,555.
116"	29 3/8"	1 1/4"	<b>MU1-S11630-A-Q-( )</b>	1,760.	2,571.	3,784.		
No Grommets		20"	29 3/8"	1 1/4"	<b>MU1-S2030-B-Q-( )</b>	446.	712.	1,074.
		26"	29 3/8"	1 1/4"	<b>MU1-S2630-B-Q-( )</b>	492.	764.	1,151.
		32"	29 3/8"	1 1/4"	<b>MU1-S3230-B-Q-( )</b>	538.	815.	1,227.
		38"	29 3/8"	1 1/4"	<b>MU1-S3830-B-Q-( )</b>	591.	890.	1,325.
		44"	29 3/8"	1 1/4"	<b>MU1-S4430-B-Q-( )</b>	637.	966.	1,425.
		50"	29 3/8"	1 1/4"	<b>MU1-S5030-B-Q-( )</b>	684.	1,062.	1,551.
		56"	29 3/8"	1 1/4"	<b>MU1-S5630-B-Q-( )</b>	734.	1,139.	1,674.
		62"	29 3/8"	1 1/4"	<b>MU1-S6230-B-Q-( )</b>	784.	1,206.	1,821.
		68"	29 3/8"	1 1/4"	<b>MU1-S6830-B-Q-( )</b>	879.	1,335.	1,972.
		74"	29 3/8"	1 1/4"	<b>MU1-S7430-B-Q-( )</b>	956.	1,455.	2,179.
		80"	29 3/8"	1 1/4"	<b>MU1-S8030-B-Q-( )</b>	1,039.	1,577.	2,360.
		86"	29 3/8"	1 1/4"	<b>MU1-S8630-B-Q-( )</b>	1,111.	1,686.	2,526.
		92"	29 3/8"	1 1/4"	<b>MU1-S9230-B-Q-( )</b>	1,212.	1,839.	2,757.
		98"	29 3/8"	1 1/4"	<b>MU1-S9830-B-Q-( )</b>	1,323.	1,996.	2,987.
		104"	29 3/8"	1 1/4"	<b>MU1-S10430-B-Q-( )</b>	1,431.	2,152.	3,218.
		110"	29 3/8"	1 1/4"	<b>MU1-S11030-B-Q-( )</b>	1,542.	2,307.	3,451.
116"	29 3/8"	1 1/4"	<b>MU1-S11630-B-Q-( )</b>	1,650.	2,465.	3,678.		

Morrison System

## Order Code

Example:	<b>MU1-S3830B-Q-117</b>
<b>MU1</b>	Worksurface, 1 1/4" thick
<b>S</b>	Straight worksurface
<b>38</b>	Width
<b>30</b>	Depth
<b>B</b>	No grommets
<b>Q</b>	Standard Specials
<b>117</b>	Surface finish

## Specification Information

*Grommets/no grommets:*

A- worksurface includes 3" grommet in each back corner leading into desk support or wire manager clips.

B- worksurface does not include grommets

Specify surface finish.

1 1/4" worksurfaces are 3-ply, solid core construction with threaded metal inserts at all end panel, desk support and bracket locations and pilot holes at pedestal locations.

All worksurfaces are U.L.-listed.

Plastic laminate worksurfaces are post-formed top and bottom, front and back.

## Application Notes

30"D worksurfaces are used interchangeably in desk and panel system applications as main surfaces, extensions or credenza tops. They can be supported at each end by 30" end support bracket, 30" cantilever bracket, 30" flat bracket, 30"W end panel, 24"D pedestal or end panel in conjunction with desk support, or 30"D pedestal.

All straight worksurfaces are 3/8" less than nominal depth for rear wire clearance or privacy screens.

Panel-supported 1 1/4" worksurfaces over 48" must be mid-span supported by MB2-C18 bracket, specified separately.

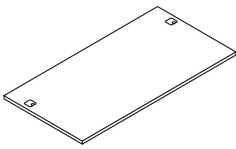
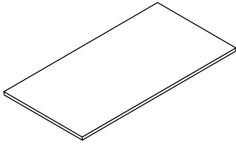
Worksurfaces with grommets are bored to accept and are shipped with wire manager clips.

Suspended pedestals may not be used with 1 1/4" worksurfaces.

# Morrison Worksurfaces, 1 1/4"

## 36" D + Post

Standard Specials Systems

description	type	w	d	h	pattern no.	lam.	V1	V2
Straight, 36"D + Post	 Recessed Grommets	38"	35 3/8"	1 1/4"	<b>MU1-S3836-R-Q-( )</b>	\$808.	\$1,126.	\$1,673.
		44"	35 3/8"	1 1/4"	<b>MU1-S4436-R-Q-( )</b>	852.	1,199.	1,776.
		50"	35 3/8"	1 1/4"	<b>MU1-S5036-R-Q-( )</b>	901.	1,295.	1,900.
		56"	35 3/8"	1 1/4"	<b>MU1-S5636-R-Q-( )</b>	950.	1,375.	2,022.
		62"	35 3/8"	1 1/4"	<b>MU1-S6236-R-Q-( )</b>	997.	1,446.	2,172.
		68"	35 3/8"	1 1/4"	<b>MU1-S6836-R-Q-( )</b>	1,096.	1,570.	2,321.
		74"	35 3/8"	1 1/4"	<b>MU1-S7436-R-Q-( )</b>	1,175.	1,691.	2,535.
		80"	35 3/8"	1 1/4"	<b>MU1-S8036-R-Q-( )</b>	1,258.	1,813.	2,717.
		86"	35 3/8"	1 1/4"	<b>MU1-S8636-R-Q-( )</b>	1,325.	1,918.	2,877.
		92"	35 3/8"	1 1/4"	<b>MU1-S9236-R-Q-( )</b>	1,429.	2,075.	3,107.
		98"	35 3/8"	1 1/4"	<b>MU1-S9836-R-Q-( )</b>	1,541.	2,232.	3,338.
		104"	35 3/8"	1 1/4"	<b>MU1-S10436-R-Q-( )</b>	1,649.	2,389.	3,568.
		110"	35 3/8"	1 1/4"	<b>MU1-S11036-R-Q-( )</b>	1,760.	2,546.	3,798.
		116"	35 3/8"	1 1/4"	<b>MU1-S11636-R-Q-( )</b>	1,868.	2,702.	4,029.
No Grommets	 No Grommets	38"	35 3/8"	1 1/4"	<b>MU1-S3836-B-Q-( )</b>	699.	1,021.	1,569.
		44"	35 3/8"	1 1/4"	<b>MU1-S4436-B-Q-( )</b>	747.	1,096.	1,671.
		50"	35 3/8"	1 1/4"	<b>MU1-S5036-B-Q-( )</b>	794.	1,191.	1,796.
		56"	35 3/8"	1 1/4"	<b>MU1-S5636-B-Q-( )</b>	846.	1,271.	1,919.
		62"	35 3/8"	1 1/4"	<b>MU1-S6236-B-Q-( )</b>	893.	1,336.	2,067.
		68"	35 3/8"	1 1/4"	<b>MU1-S6836-B-Q-( )</b>	989.	1,466.	2,215.
		74"	35 3/8"	1 1/4"	<b>MU1-S7436-B-Q-( )</b>	1,065.	1,585.	2,425.
		80"	35 3/8"	1 1/4"	<b>MU1-S8036-B-Q-( )</b>	1,150.	1,705.	2,605.
		86"	35 3/8"	1 1/4"	<b>MU1-S8636-B-Q-( )</b>	1,220.	1,815.	2,771.
		92"	35 3/8"	1 1/4"	<b>MU1-S9236-B-Q-( )</b>	1,323.	1,968.	3,000.
		98"	35 3/8"	1 1/4"	<b>MU1-S9836-B-Q-( )</b>	1,431.	2,124.	3,234.
		104"	35 3/8"	1 1/4"	<b>MU1-S10436-B-Q-( )</b>	1,542.	2,283.	3,462.
		110"	35 3/8"	1 1/4"	<b>MU1-S11036-B-Q-( )</b>	1,650.	2,439.	3,693.
		116"	35 3/8"	1 1/4"	<b>MU1-S11636-B-Q-( )</b>	1,761.	2,595.	3,925.

### Order Code

Example:	<b>MU1-S3836B-Q-117</b>
<b>MU1</b>	Worksurface, 1 1/4" thick
<b>S</b>	Straight worksurface
<b>38</b>	Width
<b>36</b>	Depth
<b>B</b>	No grommets
<b>Q</b>	Standard Specials
<b>117</b>	Surface finish

### Specification Information

*Grommets/no grommets:*

A- worksurface includes 3" grommet in each back corner leading into desk support or wire manager clips.

B- worksurface does not include grommets

Specify surface finish.

1 1/4" worksurfaces are 3-ply, solid core construction with threaded metal inserts at all end panel, desk support and bracket locations and pilot holes at pedestal locations.

All worksurfaces are U.L.-listed.

Plastic laminate worksurfaces are post-formed top and bottom, front and back.

### Application Notes

30"D worksurfaces are used interchangeably in desk and panel system applications as main surfaces, extensions or credenza tops. They can be supported at each end by 30" end support bracket, 30" cantilever bracket, 30" flat bracket, 30"W end panel, 24"D pedestal or end panel in conjunction with desk support, or 30"D pedestal.

All straight worksurfaces are 3/8" less than nominal depth for rear wire clearance or privacy screens.

Panel-supported 1 1/4" worksurfaces over 48" must be mid-span supported by MB2-C18 bracket, specified separately.

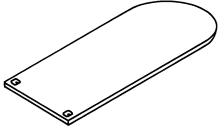
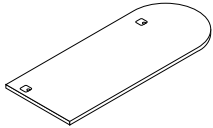
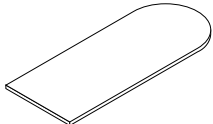
Worksurfaces with grommets are bored to accept and are shipped with wire manager clips.

Suspended pedestals may not be used with 1 1/4" worksurfaces.

# Morrison Worksurfaces, 1 1/4"

## rounded end worksurfaces 30" D + 36" D

Standard Specials Systems

description	type	w	d	h	pattern no.	lam.	V1	V2
Rounded end	End Grommets 	87"	30"	1 1/4"	<b>MU1-R8730-E-Q-( )</b>	\$1,799.	\$2,442.	\$3,485.
		66"	36"	1 1/4"	<b>MU1-R6636-E-Q-( )</b>	1,752.	2,394.	3,437.
		78"	36"	1 1/4"	<b>MU1-R7836-E-Q-( )</b>	1,830.	2,473.	3,514.
		90"	36"	1 1/4"	<b>MU1-R9036-E-Q-( )</b>	1,986.	2,630.	3,672.
Recessed Grommets		87"	30"	1 1/4"	<b>MU1-R8730-R-Q-( ) (L/R)</b>	1,799.	2,442.	3,485.
		66"	36"	1 1/4"	<b>MU1-R6636-R-Q-( ) (L/R)</b>	1,752.	2,394.	3,437.
		78"	36"	1 1/4"	<b>MU1-R7836-R-Q-( ) (L/R)</b>	1,830.	2,473.	3,514.
		90"	36"	1 1/4"	<b>MU1-R9036-R-Q-( ) (L/R)</b>	1,986.	2,630.	3,672.
No Grommets		87"	30"	1 1/4"	<b>MU1-R8730-B-Q-( ) (L/R)</b>	1,690.	2,331.	3,375.
		66"	36"	1 1/4"	<b>MU1-R6636-B-Q-( ) (L/R)</b>	1,643.	2,284.	3,330.
		78"	36"	1 1/4"	<b>MU1-R7836-B-Q-( ) (L/R)</b>	1,722.	2,362.	3,406.
		90"	36"	1 1/4"	<b>MU1-R9036-B-Q-( ) (L/R)</b>	1,876.	2,519.	3,563.

Morrison System

### Order Code

Example:	<b>MU1-R6636E-Q-117</b>
<b>MU1</b>	Worksurface, 1 1/4" thick
<b>R</b>	Rounded end
<b>66</b>	Width
<b>36</b>	Depth
<b>E</b>	End grommets
<b>Q</b>	Standard Specials
<b>117</b>	Surface finish

### Specification Information

<i>Grommets/no grommets:</i>	
E-	rounded end worksurface includes 3" grommet in each straight end corner.
R-	rounded end worksurface includes 3" grommets recessed for use with 6" recessed desk support.
B-	rounded end worksurface does not include grommets

Specify surface finish.  
Rounded end worksurfaces with recessed or no grommets are specified left or right to determine position of grommets and pedestal drilling. Rounded end when seated at desk defines L/R hand (Right hand shown above).

1 1/4" worksurfaces are 3-ply, solid core construction with threaded metal inserts at all end panel, desk support and bracket locations and pilot holes at pedestal locations.

MU1- worksurfaces are supported by brackets with machine screws.

All worksurfaces are U.L.-listed.

End grommets tops have inserts to accept desk support at straight end and no pedestal inserts. Plastic laminate worksurfaces have radiused T mold edge and a flat self-edge in the straight edge.

### Application Notes

Rounded end worksurfaces are used interchangeably in desk and panel system applications as main surfaces or extensions. They may be supported by 30" end support brackets, 30" cantilever bracket, 30" flat bracket or 30" conference end panel, and by a support column at the rounded end.

Use 18"D pedestal or end panel with desk support under rounded end worksurfaces with recessed grommets. Use 48"D desk support with 63" rounded end and 60"W desk support with 75" rounded end.

Worksurfaces with end grommets may not be supported by conference end panel.

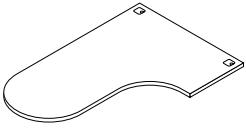
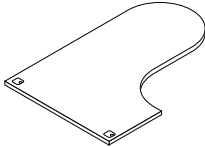
Suspended pedestals may not be used with 1 1/4" worksurfaces.

Rounded end worksurfaces have threaded metal inserts for desk support, end panel each end, and at all bracket locations. End grommet worksurfaces have no pedestal inserts.



Morrison Worksurfaces, 1 1/4"  
P-shape curvilinear

Standard Specials Systems

description	type	w	d	h	pattern no.	lam.	V1	V2
Rounded end left 	24" D return	48"	66"	1 1/4"	<b>MU1-P66SA-L-Q(-)</b>	\$2,765.	\$3,549.	\$4,976.
	24" D return	48"	78"	1 1/4"	<b>MU1-P78SA-L-Q(-)</b>	2,843.	3,651.	5,116.
	30" D return	48"	66"	1 1/4"	<b>MU1-P66DA-L-Q(-)</b>	2,802.	3,602.	5,045.
	30" D return	48"	72"	1 1/4"	<b>MU1-P72DA-L-Q(-)</b>	2,879.	3,705.	5,187.
Rounded end right 	24" D return	48"	66"	1 1/4"	<b>MU1-P66SA-R-Q(-)</b>	2,765.	3,549.	4,976.
	24" D return	48"	78"	1 1/4"	<b>MU1-P78SA-R-Q(-)</b>	2,843.	3,651.	5,116.
	30" D return	48"	66"	1 1/4"	<b>MU1-P66DA-R-Q(-)</b>	2,802.	3,602.	5,045.
	30" D return	48"	72"	1 1/4"	<b>MU1-P72DA-R-Q(-)</b>	2,879.	3,705.	5,187.

**Order Code**

**Specification Information**

**Application Notes**

Example: <b>MU1-P66SA-L-Q-117</b>
<b>MU1</b> Worksurface, 1 1/4"
<b>P</b> P-shape curvilinear
<b>66</b> Overall length
<b>S</b> Depth of return
<b>A</b> Grommets
<b>L</b> Rounded end left
<b>Q</b> Standard Special
<b>117</b> Surface finish

S- 24"D side edge  
D- 30"D side edge

Specify surface finish.

1 1/4" curvilinear surfaces are solid core construction with threaded metal inserts at desk support and all bracket locations.

All worksurfaces are U.L.-listed.

All P-shape worksurfaces have 2 grommets at 48" end for use with 48" desk and overhead supports.

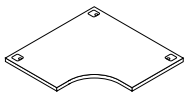
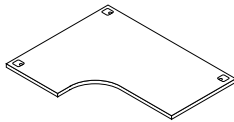
P-shape curvilinear worksurfaces may be used interchangeably in desk and panel system applications. They may be supported by a 48" VDT support bracket kit, or 48" desk support and 6" end panel, in conjunction with rounded end support column. Use flat bracket or bridging bracket to join to adjacent 1 1/4" worksurface.

P-shape laminate surfaces have continuous T-mold edge in profile to match adjacent 1 1/4" worksurfaces.

# Morrison Worksurfaces, 1 1/4"

## L-shape curvilinear

Standard Specials Systems

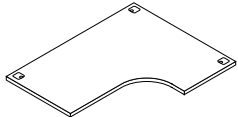
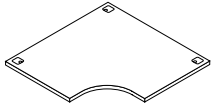
description	type	w	d	h	pattern no.	lam.	V1	V2
24"D returns left and right 	3 Grommets	42"	48"	1 1/4"	<b>MU1-C4248SS-Q(-)</b>	\$1,379.	\$1,777.	\$2,482.
		42"	60"	1 1/4"	<b>MU1-C4260SS-Q(-)</b>	1,567.	2,015.	2,822.
		42"	66"	1 1/4"	<b>MU1-C4266SS-Q(-)</b>	1,685.	2,165.	3,036.
		42"	72"	1 1/4"	<b>MU1-C4272SS-Q(-)</b>	1,799.	2,318.	3,250.
		48"	42"	1 1/4"	<b>MU1-C4842SS-Q(-)</b>	1,379.	1,777.	2,482.
		48"	66"	1 1/4"	<b>MU1-C4866SS-Q(-)</b>	1,799.	2,318.	3,250.
		60"	42"	1 1/4"	<b>MU1-C6042SS-Q(-)</b>	1,567.	2,015.	2,822.
		66"	42"	1 1/4"	<b>MU1-C6642SS-Q(-)</b>	1,685.	2,165.	3,036.
		66"	48"	1 1/4"	<b>MU1-C6648SS-Q(-)</b>	1,799.	2,318.	3,250.
		72"	42"	1 1/4"	<b>MU1-C7242SS-Q(-)</b>	1,799.	2,318.	3,250.
24"D return left, 30"D right 	3 Grommets	42"	42"	1 1/4"	<b>MU1-C4242SD-Q(-)</b>	1,284.	1,657.	2,310.
		42"	48"	1 1/4"	<b>MU1-C4248SD-Q(-)</b>	1,379.	1,777.	2,482.
		42"	60"	1 1/4"	<b>MU1-C4260SD-Q(-)</b>	1,567.	2,015.	2,822.
		42"	66"	1 1/4"	<b>MU1-C4266SD-Q(-)</b>	1,685.	2,165.	3,036.
		42"	72"	1 1/4"	<b>MU1-C4272SD-Q(-)</b>	1,799.	2,318.	3,250.
		48"	42"	1 1/4"	<b>MU1-C4842SD-Q(-)</b>	1,379.	1,777.	2,482.
		48"	66"	1 1/4"	<b>MU1-C4866SD-Q(-)</b>	1,799.	2,318.	3,250.
		60"	42"	1 1/4"	<b>MU1-C6042SD-Q(-)</b>	1,567.	2,015.	2,822.
		66"	42"	1 1/4"	<b>MU1-C6642SD-Q(-)</b>	1,685.	2,165.	3,036.
		66"	48"	1 1/4"	<b>MU1-C6648SD-Q(-)</b>	1,799.	2,318.	3,250.
72"	42"	1 1/4"	<b>MU1-C7242SD-Q(-)</b>	1,799.	2,318.	3,250.		

Morrison System

Order Code	Specification Information	Application Notes
Example: <b>MU1-C4248SD-Q-117</b> <b>MU1</b> Worksurface, 1 1/4" <b>C</b> L-shape curvilinear <b>42</b> Width left <b>48</b> Width right <b>S</b> Depth of left return <b>D</b> Depth of right return <b>Q</b> Standard Specials <b>117</b> Surface finish	Width dimension (W) refers to width of left-side back edge; depth dimension (D) indicates width of right-side back edge. S- 24"D side edge D- 30"D side edge  Specify surface finish.  1 1/4" curvilinear surfaces are solid core construction with threaded metal inserts at desk support and all bracket locations.  All worksurfaces are U.L.-listed.  All L-shape curvilinear worksurfaces have three grommets.	L-shape curvilinear worksurfaces may be used interchangeably in desk and panel system applications. They may be supported by corner desk supports or by VDT end support bracket kit. Use cantilever bridging brackets or flat brackets to join to adjacent worksurfaces.  L-shape surfaces may also be supported by MN1- end panel in conjunction with desk support, or cantilever bracket in panel planning.  L-shape surfaces are veneer or post-formed plastic laminate on both back edges, matching profile T-mold on curvilinear front, and self-edge on sides.  Curvilinear worksurfaces are available only in 1 1/4" thickness.  L-shape surfaces are 3/8" less than nominal depth for rear wire clearance or privacy screens.  If specifying privacy screens on both back edges, one or both must be 48" back-of-VDT type.

Morrison Worksurfaces, 1 1/4"  
L-shape curvilinear

Standard Specials Systems

description	type	w	d	h	pattern no.	lam.	V1	V2
30"D return left, 24"D right 	3 Grommets	42"	42"	1 1/4"	<b>MU1-C4242DS-Q-()</b>	\$1,284.	\$1,657.	\$2,310.
		42"	48"	1 1/4"	<b>MU1-C4248DS-Q-()</b>	1,379.	1,777.	2,482.
		42"	60"	1 1/4"	<b>MU1-C4260DS-Q-()</b>	1,567.	2,015.	2,822.
		42"	66"	1 1/4"	<b>MU1-C4266DS-Q-()</b>	1,685.	2,165.	3,036.
		42"	72"	1 1/4"	<b>MU1-C4272DS-Q-()</b>	1,799.	2,318.	3,250.
		48"	42"	1 1/4"	<b>MU1-C4842DS-Q-()</b>	1,379.	1,777.	2,482.
		48"	66"	1 1/4"	<b>MU1-C4866DS-Q-()</b>	1,799.	2,318.	3,250.
		60"	42"	1 1/4"	<b>MU1-C6042DS-Q-()</b>	1,567.	2,015.	2,822.
		66"	42"	1 1/4"	<b>MU1-C6642DS-Q-()</b>	1,685.	2,165.	3,036.
		66"	48"	1 1/4"	<b>MU1-C6648DS-Q-()</b>	1,799.	2,318.	3,250.
		72"	42"	1 1/4"	<b>MU1-C7242DS-Q-()</b>	1,799.	2,318.	3,250.
30"D return left and right 	3 Grommets	42"	42"	1 1/4"	<b>MU1-C4242DD-Q-()</b>	1,284.	1,657.	2,310.
		42"	48"	1 1/4"	<b>MU1-C4248DD-Q-()</b>	1,379.	1,777.	2,482.
		42"	60"	1 1/4"	<b>MU1-C4260DD-Q-()</b>	1,567.	2,015.	2,822.
		42"	66"	1 1/4"	<b>MU1-C4266DD-Q-()</b>	1,685.	2,165.	3,036.
		42"	72"	1 1/4"	<b>MU1-C4272DD-Q-()</b>	1,799.	2,318.	3,250.
		48"	42"	1 1/4"	<b>MU1-C4842DD-Q-()</b>	1,379.	1,777.	2,482.
		48"	60"	1 1/4"	<b>MU1-C4860DD-Q-()</b>	1,661.	2,135.	2,991.
		48"	66"	1 1/4"	<b>MU1-C4866DD-Q-()</b>	1,799.	2,318.	3,250.
		48"	72"	1 1/4"	<b>MU1-C4872DD-Q-()</b>	1,893.	2,436.	3,418.
		60"	42"	1 1/4"	<b>MU1-C6042DD-Q-()</b>	1,567.	2,015.	2,822.
		60"	48"	1 1/4"	<b>MU1-C6048DD-Q-()</b>	1,661.	2,135.	2,991.
		66"	42"	1 1/4"	<b>MU1-C6642DD-Q-()</b>	1,685.	2,165.	3,036.
		66"	48"	1 1/4"	<b>MU1-C6648DD-Q-()</b>	1,799.	2,318.	3,250.
		72"	42"	1 1/4"	<b>MU1-C7242DD-Q-()</b>	1,799.	2,318.	3,250.
		72"	48"	1 1/4"	<b>MU1-C7248DD-Q-()</b>	1,893.	2,436.	3,418.

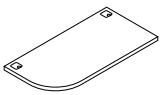
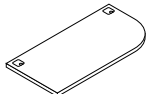
Order Code	Specification Information	Application Notes
Example: <b>MU1-C4248SD-Q-117</b> <b>MU1</b> Worksurface, 1 1/4" <b>C</b> L-shape curvilinear <b>42</b> Width left <b>48</b> Width right <b>S</b> Depth of left return <b>D</b> Depth of right return <b>Q</b> Standard Specials <b>117</b> Surface finish	Width dimension (W) refers to width of left-side back edge; depth dimension (D) indicates width of right-side back edge. S- 24"D side edge D- 30"D side edge  Specify surface finish.  1 1/4" curvilinear surfaces are solid core construction with threaded metal inserts at desk support and all bracket locations.  All worksurfaces are U.L.-listed.  All L-shape curvilinear worksurfaces have three grommets.	L-shape curvilinear worksurfaces may be used interchangeably in desk and panel system applications. They may be supported by corner desk supports or by VDT end support bracket kit. Use cantilever bridging brackets or flat brackets to join to adjacent worksurfaces.  L-shape surfaces may also be supported by MN1- end panel in conjunction with desk support, or cantilever bracket in panel planning.  L-shape surfaces are veneer or post-formed plastic laminate on both back edges, matching profile T-mold on curvilinear front, and self-edge on sides.  Curvilinear worksurfaces are available only in 1 1/4" thickness.  L-shape surfaces are 3/8" less than nominal depth for rear wire clearance or privacy screens.  If specifying privacy screens on both back edges, one or both must be 48" back-of-VDT type.

# Morrison Worksurfaces, 1 1/4"

## J-shape surfaces

Standard Specials Systems

Morrison System

description	w	d	h	pattern no.	lam.	V1	V2
J-shape - Rounded left 	24"	23 5/8"	1 1/4"	<b>MU1-J24A-L-Q-( )</b>	\$988.	\$1,204.	\$1,625.
	30"	23 5/8"	1 1/4"	<b>MU1-J30A-L-Q-( )</b>	n/a	1,296.	1,750.
	36"	23 5/8"	1 1/4"	<b>MU1-J36A-L-Q-( )</b>	n/a	1,377.	1,858.
	42"	23 5/8"	1 1/4"	<b>MU1-J42A-L-Q-( )</b>	n/a	1,461.	1,973.
	48"	23 5/8"	1 1/4"	<b>MU1-J48A-L-Q-( )</b>	n/a	1,557.	2,104.
	54"	23 5/8"	1 1/4"	<b>MU1-J54A-L-Q-( )</b>	1,274.	1,652.	2,233.
	60"	23 5/8"	1 1/4"	<b>MU1-J60A-L-Q-( )</b>	1,352.	1,749.	2,363.
	66"	23 5/8"	1 1/4"	<b>MU1-J66A-L-Q-( )</b>	1,433.	1,846.	2,495.
	72"	23 5/8"	1 1/4"	<b>MU1-J72A-L-Q-( )</b>	1,510.	1,939.	2,624.
	78"	23 5/8"	1 1/4"	<b>MU1-J78A-L-Q-( )</b>	1,590.	2,035.	2,755.
	84"	23 5/8"	1 1/4"	<b>MU1-J84A-L-Q-( )</b>	1,669.	2,130.	2,885.
	90"	23 5/8"	1 1/4"	<b>MU1-J90A-L-Q-( )</b>	1,745.	2,226.	3,016.
96"	23 5/8"	1 1/4"	<b>MU1-J96A-L-Q-( )</b>	1,823.	2,323.	3,145.	
J-shape - Rounded right 	24"	23 5/8"	1 1/4"	<b>MU1-J24A-R-Q-( )</b>	988.	1,204.	1,625.
	30"	23 5/8"	1 1/4"	<b>MU1-J30A-R-Q-( )</b>	n/a	1,296.	1,750.
	36"	23 5/8"	1 1/4"	<b>MU1-J36A-R-Q-( )</b>	n/a	1,377.	1,858.
	42"	23 5/8"	1 1/4"	<b>MU1-J42A-R-Q-( )</b>	n/a	1,461.	1,973.
	48"	23 5/8"	1 1/4"	<b>MU1-J48A-R-Q-( )</b>	n/a	1,557.	2,104.
	54"	23 5/8"	1 1/4"	<b>MU1-J54A-R-Q-( )</b>	1,274.	1,652.	2,233.
	60"	23 5/8"	1 1/4"	<b>MU1-J60A-R-Q-( )</b>	1,352.	1,749.	2,363.
	66"	23 5/8"	1 1/4"	<b>MU1-J66A-R-Q-( )</b>	1,433.	1,846.	2,495.
	72"	23 5/8"	1 1/4"	<b>MU1-J72A-R-Q-( )</b>	1,510.	1,939.	2,624.
	78"	23 5/8"	1 1/4"	<b>MU1-J78A-R-Q-( )</b>	1,590.	2,035.	2,755.
	84"	23 5/8"	1 1/4"	<b>MU1-J84A-R-Q-( )</b>	1,669.	2,130.	2,885.
	90"	23 5/8"	1 1/4"	<b>MU1-J90A-R-Q-( )</b>	1,745.	2,226.	3,016.
96"	23 5/8"	1 1/4"	<b>MU1-J96A-R-Q-( )</b>	1,823.	2,323.	3,145.	

### Order Code

Example:	<b>MU1-J30A-L-Q-117</b>
<b>MU1</b>	Worksurface, 1 1/4"
<b>J</b>	J-shape
<b>30</b>	Width
<b>A</b>	With grommets
<b>L</b>	Left
<b>Q</b>	Standard Specials
<b>117</b>	Surface finish

### Specification Information

1 1/4" curvilinear surfaces are solid core construction with threaded metal inserts at desk support and all bracket locations and pilot holes at pedestal locations.

Specify surface finish.

All worksurfaces are U.L.-listed.

J-shape worksurfaces have 2 grommets for use with freestanding desk and overhead supports.

### Application Notes

J-shape curvilinear worksurfaces may be used interchangeably in desk and panel system applications. They may be supported by straight desk support or cantilever brackets. J-shapes also require 9" Network end panel in desk or panel planning.

Use flat bracket or bridging bracket to join to adjacent 1 1/4" worksurface. Also specify VDT end support bracket kit for optimal stability of vertical panel behind J-shape worksurface.

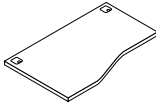
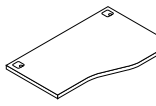
J-shape surfaces are post-formed on back edge, matching profile T-mold on curvilinear front, and self-edge on sides.

J-shapes are available only in plastic laminate, 1 1/4" thickness.

J-shape surfaces are 3/8" less than nominal depth for wire clearance or privacy screens.

Morrison Worksurfaces, 1 1/4"  
Wave-end surfaces

Standard Specials Systems

description	w	d	h	pattern no.	lam.
Left wave-end 	30"	29 5/8"	1 1/4"	<b>MU1-W30A-L-Q(-)</b>	\$1,199.
	54"	29 5/8"	1 1/4"	<b>MU1-W54A-L-Q(-)</b>	1,418.
	60"	29 5/8"	1 1/4"	<b>MU1-W60A-L-Q(-)</b>	1,496.
	66"	29 5/8"	1 1/4"	<b>MU1-W66A-L-Q(-)</b>	1,575.
	72"	29 5/8"	1 1/4"	<b>MU1-W72A-L-Q(-)</b>	1,652.
	78"	29 5/8"	1 1/4"	<b>MU1-W78A-L-Q(-)</b>	1,731.
	84"	29 5/8"	1 1/4"	<b>MU1-W84A-L-Q(-)</b>	1,810.
	90"	29 5/8"	1 1/4"	<b>MU1-W90A-L-Q(-)</b>	1,889.
	96"	29 5/8"	1 1/4"	<b>MU1-W96A-L-Q(-)</b>	1,966.
Right wave-end 	30"	29 5/8"	1 1/4"	<b>MU1-W30A-R-Q(-)</b>	1,199.
	54"	29 5/8"	1 1/4"	<b>MU1-W54A-R-Q(-)</b>	1,418.
	60"	29 5/8"	1 1/4"	<b>MU1-W60A-R-Q(-)</b>	1,496.
	66"	29 5/8"	1 1/4"	<b>MU1-W66A-R-Q(-)</b>	1,575.
	72"	29 5/8"	1 1/4"	<b>MU1-W72A-R-Q(-)</b>	1,652.
	78"	29 5/8"	1 1/4"	<b>MU1-W78A-R-Q(-)</b>	1,731.
	84"	29 5/8"	1 1/4"	<b>MU1-W84A-R-Q(-)</b>	1,810.
	90"	29 5/8"	1 1/4"	<b>MU1-W90A-R-Q(-)</b>	1,889.
	96"	29 5/8"	1 1/4"	<b>MU1-W96A-R-Q(-)</b>	1,966.

**Order Code**

Example:	<b>MU1-W48A-L-Q-117</b>
<b>MU1</b>	Worksurface, 1 1/4"
<b>W</b>	Wave-end curvilinear
<b>48</b>	Width
<b>A</b>	With grommets
<b>L</b>	Left
<b>Q</b>	Standard Special
<b>117</b>	Surface finish

**Specification Information**

1 1/4" curvilinear surfaces are solid core construction with threaded metal inserts at desk support, and all bracket locations and pilot holes at pedestal locations.

Specify surface finish.

All worksurfaces are U.L.-listed.

Wave-end worksurfaces have 2 grommets for use with freestanding desk and overhead supports.

**Application Notes**

Wave-end curvilinear worksurfaces may be used interchangeably in desk and panel system applications. They may be supported by straight desk support or cantilever brackets.

Use flat bracket or bridging bracket to join to adjacent 1 1/4" work surface.

Wave-end surfaces are post-formed on back edge, matching profile T-mold on curvilinear front, and self-edge on sides.

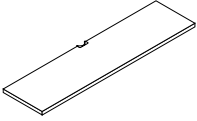

Wave-end surfaces are available only in plastic laminate, 1 1/4" thickness.

Wave-end surfaces are nominal 30"D at left or right, and align with 24"D surface at the other end. Inserts for 24"D pedestal are standard at the wave end.

Wave-end surfaces are 3/8" less than nominal depth for wire clearance or privacy screens.

# Morrison Options Worksurfaces, 1 1/4" 18" D

Standard Specials Systems

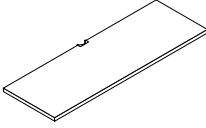
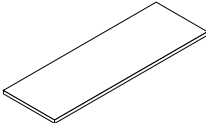
description	type	w	d	h	pattern no.	lam.	V1	V2
Straight, 18"D	Grommets 	18"	17 3/8"	1 1/4"	<b>LU1-S1818-A-Q-( )</b>	\$307.	\$517.	\$760.
		24"	17 3/8"	1 1/4"	<b>LU1-S2418-A-Q-( )</b>	307.	517.	760.
		102"	17 3/8"	1 1/4"	<b>LU1-S10218-A-Q-( )</b>	811.	1,287.	1,974.
		114"	17 3/8"	1 1/4"	<b>LU1-S11418-A-Q-( )</b>	851.	1,356.	2,083.
	No Grommets 	18"	17 3/8"	1 1/4"	<b>LU1-S1818-B-Q-( )</b>	259.	478.	721.
		24"	17 3/8"	1 1/4"	<b>LU1-S2418-B-Q-( )</b>	259.	478.	721.
		102"	17 3/8"	1 1/4"	<b>LU1-S10218-B-Q-( )</b>	773.	1,246.	1,932.
		114"	17 3/8"	1 1/4"	<b>LU1-S11418-B-Q-( )</b>	811.	1,320.	2,044.

Morrison System

Order Code	Specification Information	Application Notes
Example: <b>LU1-S2418-B-Q-117</b>		
<b>LU1</b> Worksurface, 1 1/4" thick	A- worksurface includes one edge grommet	18"D worksurfaces are used in panel system applications as shallow main surfaces, extensions or credenza tops. They may be supported at each end by an 18" end support bracket, 18" cantilever bracket, 18"W desk end panel or 18"D pedestal.
<b>S</b> Straight worksurface	B- worksurface does not include grommet	
<b>24</b> Width		Options worksurfaces cannot be used in conjunction with Network desk supports.
<b>18</b> Depth	Specify surface finish.	
<b>B</b> No grommet	1 1/4" Options worksurfaces are 3-ply, solid core construction with pilot holes at all pedestal, end panel, and bracket locations.	All straight worksurfaces are 3/8" less than nominal depth for rear wire clearance.
<b>Q</b> Standard Specials	Edge grommets are centered at rear of worksurface.	
<b>117</b> Surface finish		Panel-supported 1 1/4" worksurfaces over 48" must be mid-span supported by MB2-C18 bracket, specified separately.
		Panel-supported 1 1/4" worksurfaces over 96" must be pedestal or MB2-C24 cantilever bracket supported every 48".
		Suspended pedestals may not be used with 1 1/4" worksurfaces.

# Morrison Options Worksurfaces, 1 1/4" 24" D

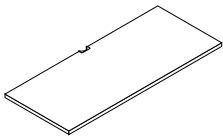
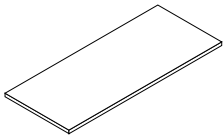
Standard Specials Systems

description	type	w	d	h	pattern no.	lam.	V1	V2
Straight, 24"D	Grommets 	18"	23 5/8"	1 1/4"	<b>LU1-S1824-A-Q-( )</b>	\$363.	\$650.	\$940.
		102"	23 5/8"	1 1/4"	<b>LU1-S10224-A-Q-( )</b>	889.	1,415.	2,165.
		114"	23 5/8"	1 1/4"	<b>LU1-S11424-A-Q-( )</b>	947.	1,501.	2,287.
	No Grommets 	24"	23 5/8"	1 1/4"	<b>LU1-S1824-B-Q-( )</b>	325.	607.	904.
		102"	23 5/8"	1 1/4"	<b>LU1-S10224-B-Q-( )</b>	851.	1,374.	2,127.
		114"	23 5/8"	1 1/4"	<b>LU1-S11424-B-Q-( )</b>	904.	1,461.	2,249.

Order Code	Specification Information	Application Notes
Example: <b>LU1-S1824-B-Q-117</b>		
<b>LU1</b> Worksurface, 1 1/4" thick	A- worksurface includes one edge grommet	Options worksurfaces cannot be used in conjunction with Network desk supports.
<b>S</b> Straight worksurface	B- worksurface does not include grommet	
<b>18</b> Width		All straight worksurfaces are 5/8" less than nominal depth for rear wire clearance.
<b>24</b> Depth	Specify surface finish.	
<b>B</b> No grommet	1 1/4" Options worksurfaces are 3-ply, solid core construction with pilot holes at all pedestal, end panel, and bracket locations.	Panel-supported 1 1/4" worksurfaces over 48" must be mid-span supported by MB2-C18 bracket, specified separately.
<b>Q</b> Standard Specials	Edge grommets are centered at rear of worksurface.	
<b>117</b> Surface finish		Panel-supported 1 1/4" worksurfaces over 96" must be pedestal or MB2-C24 cantilever bracket supported every 48".
		Suspended pedestals may not be used with 1 1/4" worksurfaces.

# Morrison Options Worksurfaces, 1 1/4" 30" D

Standard Specials Systems

description	type	w	d	h	pattern no.	lam.	V1	V2
Straight, 30"D		18"	29 5/8"	1 1/4"	<b>LU1-S1830-A-Q-( )</b>	\$384.	\$633.	\$988.
		24"	29 5/8"	1 1/4"	<b>LU1-S2430-A-Q-( )</b>	384.	633.	988.
		102"	29 5/8"	1 1/4"	<b>LU1-S10230-A-Q-( )</b>	967.	1,493.	2,257.
		108"	29 5/8"	1 1/4"	<b>LU1-S10830-A-Q-( )</b>	1,045.	1,570.	2,370.
		114"	29 5/8"	1 1/4"	<b>LU1-S11430-A-Q-( )</b>	1,123.	1,649.	2,478.
		120"	29 5/8"	1 1/4"	<b>LU1-S12030-A-Q-( )</b>	1,203.	1,727.	2,589.
No Grommets		18"	29 5/8"	1 1/4"	<b>LU1-S1830-B-Q-( )</b>	348.	604.	947.
		24"	29 5/8"	1 1/4"	<b>LU1-S2430-B-Q-( )</b>	348.	604.	947.
		102"	29 5/8"	1 1/4"	<b>LU1-S10230-B-Q-( )</b>	929.	1,453.	2,219.
		108"	29 5/8"	1 1/4"	<b>LU1-S10830-B-Q-( )</b>	1,008.	1,530.	2,328.
		114"	29 5/8"	1 1/4"	<b>LU1-S11430-B-Q-( )</b>	1,085.	1,608.	2,439.
		120"	29 5/8"	1 1/4"	<b>LU1-S12030-B-Q-( )</b>	1,165.	1,688.	2,549.

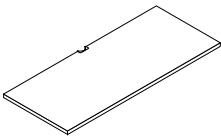
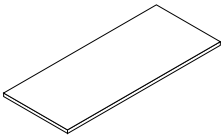
Morrison System

Order Code	Specification Information	Application Notes
Example: <b>LU1-S1830B-Q-117</b>	<i>Grommets/no grommets:</i>	30"D worksurfaces are used in panel system applications as main surfaces, extensions or credenza tops. They can be supported at each end by 30" end support bracket, 30" cantilever bracket or 30"W end panel.
<b>LU1</b> Worksurface, 1 1/4" thick	A- worksurface includes one edge grommet	Options worksurfaces cannot be used in conjunction with Network desk supports.
<b>S</b> Straight worksurface	B- worksurface does not include grommets	All straight worksurfaces are 3/8" less than nominal depth for rear wire clearance.
<b>18</b> Width	Specify surface finish.	Panel-supported 1 1/4" worksurfaces over 48" must be mid-span supported by MB2-C24 bracket, specified separately.
<b>30</b> Depth	1 1/4" Options worksurfaces are 3-ply, solid core construction with pilot holes at all pedestal, end panel, and bracket locations.	Suspended pedestals may not be used with 1 1/4" worksurfaces.
<b>B</b> No grommets	Edge grommets are centered at rear of worksurface.	
<b>Q</b> Standard Specials		
<b>117</b> Surface finish		



# Morrison Options Worksurfaces, 1 1/4" 36" D

Standard Specials Systems

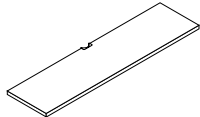
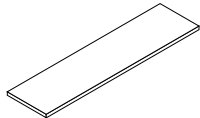
description	type	w	d	h	pattern no.	lam.	V1	V2
Straight, 36"D		36"	35 5/8"	1 1/4"	LU1-S3636-A-Q-()	\$575.	\$863.	\$1,320.
		42"	35 5/8"	1 1/4"	LU1-S4236-A-Q-()	617.	932.	1,407.
		48"	35 5/8"	1 1/4"	LU1-S4836-A-Q-()	653.	993.	1,499.
		54"	35 5/8"	1 1/4"	LU1-S5436-A-Q-()	697.	1,078.	1,611.
		60"	35 5/8"	1 1/4"	LU1-S6036-A-Q-()	735.	1,149.	1,724.
		66"	35 5/8"	1 1/4"	LU1-S6636-A-Q-()	777.	1,205.	1,863.
		72"	35 5/8"	1 1/4"	LU1-S7236-A-Q-()	839.	1,293.	1,970.
		78"	35 5/8"	1 1/4"	LU1-S7836-A-Q-()	880.	1,346.	2,058.
		84"	35 5/8"	1 1/4"	LU1-S8436-A-Q-()	920.	1,414.	2,161.
		90"	35 5/8"	1 1/4"	LU1-S9036-A-Q-()	959.	1,480.	2,244.
		96"	35 5/8"	1 1/4"	LU1-S9636-A-Q-()	997.	1,547.	2,352.
		102"	35 5/8"	1 1/4"	LU1-S10236-A-Q-()	1,076.	1,625.	2,461.
		108"	35 5/8"	1 1/4"	LU1-S10836-A-Q-()	1,155.	1,703.	2,571.
		114"	35 5/8"	1 1/4"	LU1-S11436-A-Q-()	1,233.	1,782.	2,682.
120"	35 5/8"	1 1/4"	LU1-S12036-A-Q-()	1,311.	1,860.	2,791.		
No Grommets		36"	35 5/8"	1 1/4"	LU1-S3636-B-Q-()	535.	826.	1,282.
		42"	35 5/8"	1 1/4"	LU1-S4236-B-Q-()	576.	890.	1,369.
		48"	35 5/8"	1 1/4"	LU1-S4836-B-Q-()	617.	953.	1,459.
		54"	35 5/8"	1 1/4"	LU1-S5436-B-Q-()	653.	1,044.	1,575.
		60"	35 5/8"	1 1/4"	LU1-S6036-B-Q-()	698.	1,109.	1,688.
		66"	35 5/8"	1 1/4"	LU1-S6636-B-Q-()	735.	1,169.	1,821.
		72"	35 5/8"	1 1/4"	LU1-S7236-B-Q-()	796.	1,254.	1,930.
		78"	35 5/8"	1 1/4"	LU1-S7836-B-Q-()	839.	1,310.	2,023.
		84"	35 5/8"	1 1/4"	LU1-S8436-B-Q-()	881.	1,375.	2,121.
		90"	35 5/8"	1 1/4"	LU1-S9036-B-Q-()	920.	1,440.	2,210.
		96"	35 5/8"	1 1/4"	LU1-S9636-B-Q-()	959.	1,507.	2,311.
		102"	35 5/8"	1 1/4"	LU1-S10236-B-Q-()	1,039.	1,585.	2,424.
		108"	35 5/8"	1 1/4"	LU1-S10836-B-Q-()	1,117.	1,662.	2,535.
		114"	35 5/8"	1 1/4"	LU1-S11436-B-Q-()	1,194.	1,742.	2,643.
120"	35 5/8"	1 1/4"	LU1-S12036-B-Q-()	1,273.	1,820.	2,754.		

Order Code	Specification Information	Application Notes
Example: <b>LU1-S3636B-Q-117</b>	<i>Grommets/no grommets:</i>	30"D worksurfaces are used in panel system applications as main surfaces, extensions or credenza tops. They can be supported at each end by 30" end support bracket, 30" cantilever bracket or 30"W end panel.
<b>LU1</b> Worksurface, 1 1/4" thick	A- worksurface includes one edge grommet	
<b>S</b> Straight worksurface	B- worksurface does not include grommets	Options worksurfaces cannot be used in conjunction with Network desk supports.
<b>36</b> Width	Specify surface finish.	
<b>36</b> Depth	1 1/4" Options worksurfaces are 3-ply, solid core construction with pilot holes at all pedestal, end panel, and bracket locations.	All straight worksurfaces are 3/8" less than nominal depth for rear wire clearance.
<b>B</b> No grommets	Edge grommets are centered at rear of worksurface.	
<b>Q</b> Standard Specials		Panel-supported 1 1/4" worksurfaces over 48" must be mid-span supported by MB2-C24 bracket, specified separately.
<b>117</b> Surface finish		
		Suspended pedestals may not be used with 1 1/4" worksurfaces.

# Morrison Options Worksurfaces, 1 1/4" 18" D + Post

Standard Specials Systems

Morrison System

description	type	w	d	h	pattern no.	lam.	V1	V2
Straight, 18"D + Post	 Grommets	20"	17 5/8"	1 1/4"	LU1-S2018-A-Q-( )	\$307.	\$517.	\$760.
		26"	17 5/8"	1 1/4"	LU1-S2618-A-Q-( )	325.	538.	808.
		32"	17 5/8"	1 1/4"	LU1-S3218-A-Q-( )	341.	561.	852.
		38"	17 5/8"	1 1/4"	LU1-S3818-A-Q-( )	383.	629.	967.
		44"	17 5/8"	1 1/4"	LU1-S4418-A-Q-( )	427.	663.	1,029.
		50"	17 5/8"	1 1/4"	LU1-S5018-A-Q-( )	465.	732.	1,117.
		56"	17 5/8"	1 1/4"	LU1-S5618-A-Q-( )	508.	796.	1,237.
		62"	17 5/8"	1 1/4"	LU1-S6218-A-Q-( )	544.	880.	1,368.
		68"	17 5/8"	1 1/4"	LU1-S6818-A-Q-( )	588.	969.	1,481.
		74"	17 5/8"	1 1/4"	LU1-S7418-A-Q-( )	626.	1,021.	1,560.
		80"	17 5/8"	1 1/4"	LU1-S8018-A-Q-( )	667.	1,069.	1,638.
		86"	17 5/8"	1 1/4"	LU1-S8618-A-Q-( )	707.	1,139.	1,744.
		92"	17 5/8"	1 1/4"	LU1-S9218-A-Q-( )	750.	1,203.	1,846.
		98"	17 5/8"	1 1/4"	LU1-S9818-A-Q-( )	811.	1,287.	1,974.
		104"	17 5/8"	1 1/4"	LU1-S10418-A-Q-( )	832.	1,323.	2,029.
		110"	17 5/8"	1 1/4"	LU1-S11018-A-Q-( )	851.	1,356.	2,083.
116"	17 5/8"	1 1/4"	LU1-S11618-A-Q-( )	889.	1,388.	2,137.		
No Grommets	 No Grommets	20"	17 5/8"	1 1/4"	LU1-S2018-B-Q-( )	259.	478.	721.
		26"	17 5/8"	1 1/4"	LU1-S2618-B-Q-( )	283.	499.	767.
		32"	17 5/8"	1 1/4"	LU1-S3218-B-Q-( )	306.	522.	811.
		38"	17 5/8"	1 1/4"	LU1-S3818-B-Q-( )	341.	588.	923.
		44"	17 5/8"	1 1/4"	LU1-S4418-B-Q-( )	384.	629.	991.
		50"	17 5/8"	1 1/4"	LU1-S5018-B-Q-( )	427.	696.	1,081.
		56"	17 5/8"	1 1/4"	LU1-S5618-B-Q-( )	467.	756.	1,192.
		62"	17 5/8"	1 1/4"	LU1-S6218-B-Q-( )	508.	840.	1,326.
		68"	17 5/8"	1 1/4"	LU1-S6818-B-Q-( )	544.	926.	1,440.
		74"	17 5/8"	1 1/4"	LU1-S7418-B-Q-( )	590.	982.	1,516.
		80"	17 5/8"	1 1/4"	LU1-S8018-B-Q-( )	626.	1,030.	1,597.
		86"	17 5/8"	1 1/4"	LU1-S8618-B-Q-( )	669.	1,099.	1,703.
		92"	17 5/8"	1 1/4"	LU1-S9218-B-Q-( )	707.	1,163.	1,806.
		98"	17 5/8"	1 1/4"	LU1-S9818-B-Q-( )	773.	1,246.	1,932.
		104"	17 5/8"	1 1/4"	LU1-S10418-B-Q-( )	793.	1,283.	1,987.
		110"	17 5/8"	1 1/4"	LU1-S11018-B-Q-( )	811.	1,320.	2,044.
116"	17 5/8"	1 1/4"	LU1-S11618-B-Q-( )	851.	1,351.	2,101.		

## Order Code

Example:	<b>LU1-S4418-B-Q-117</b>
<b>LU1</b>	Worksurface, 1 1/4" thick
<b>S</b>	Straight worksurface
<b>44</b>	Width
<b>18</b>	Depth
<b>B</b>	No grommet
<b>Q</b>	Standard Specials
<b>117</b>	Surface finish

## Specification Information

*Grommet/no grommet:*

A- worksurface includes one edge grommet

B- worksurface does not include grommet

Specify surface finish.

1 1/4" Options worksurfaces are 3-ply, solid core construction with pilot holes at all pedestal, end panel, and bracket locations.

Edge grommets are centered at rear of worksurface.

## Application Notes

18"D worksurfaces are used in panel system applications as shallow main surfaces, extensions or credenza tops. They may be supported at each end by an 18" end support bracket, 18" cantilever bracket, 18"W desk end panel or 18"D pedestal.

Options worksurfaces cannot be used in conjunction with Network desk supports.

All straight worksurfaces are 3/8" less than nominal depth for rear wire clearance.

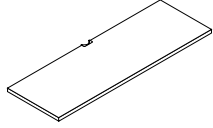
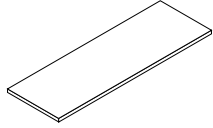
Panel-supported 1 1/4" worksurfaces over 48" must be mid-span supported by MB2-C18 bracket, specified separately.

Panel-supported 1 1/4" worksurfaces over 96" must be pedestal or MB2-C24 cantilever bracket supported every 48".

Suspended pedestals may not be used with 1 1/4" worksurfaces.

# Morrison Options Worksurfaces, 1 1/4" 24" D + Post

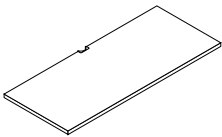
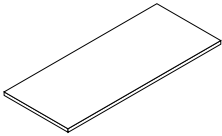
Standard Specials Systems

description	type	w	d	h	pattern no.	lam.	V1	V2
Straight, 24"D + Post		20"	23 5/8"	1 1/4"	LU1-S2024-A-Q-( )	\$363.	\$650.	\$940.
		26"	23 5/8"	1 1/4"	LU1-S2624-A-Q-( )	383.	671.	966.
		32"	23 5/8"	1 1/4"	LU1-S3224-A-Q-( )	407.	698.	985.
		38"	23 5/8"	1 1/4"	LU1-S3824-A-Q-( )	445.	721.	1,049.
		44"	23 5/8"	1 1/4"	LU1-S4424-A-Q-( )	485.	774.	1,188.
		50"	23 5/8"	1 1/4"	LU1-S5024-A-Q-( )	526.	861.	1,297.
		56"	23 5/8"	1 1/4"	LU1-S5624-A-Q-( )	568.	904.	1,364.
		62"	23 5/8"	1 1/4"	LU1-S6224-A-Q-( )	609.	995.	1,500.
		68"	23 5/8"	1 1/4"	LU1-S6824-A-Q-( )	650.	1,056.	1,639.
		74"	23 5/8"	1 1/4"	LU1-S7424-A-Q-( )	686.	1,088.	1,710.
		80"	23 5/8"	1 1/4"	LU1-S8024-A-Q-( )	731.	1,183.	1,803.
		86"	23 5/8"	1 1/4"	LU1-S8624-A-Q-( )	770.	1,260.	1,914.
		92"	23 5/8"	1 1/4"	LU1-S9224-A-Q-( )	811.	1,333.	2,024.
		98"	23 5/8"	1 1/4"	LU1-S9824-A-Q-( )	889.	1,415.	2,165.
		104"	23 5/8"	1 1/4"	LU1-S10424-A-Q-( )	916.	1,457.	2,226.
		110"	23 5/8"	1 1/4"	LU1-S11024-A-Q-( )	947.	1,501.	2,287.
116"	23 5/8"	1 1/4"	LU1-S11624-A-Q-( )	975.	1,544.	2,346.		
No Grommets		20"	23 5/8"	1 1/4"	LU1-S2024-B-Q-( )	325.	607.	904.
		26"	23 5/8"	1 1/4"	LU1-S2624-B-Q-( )	341.	635.	921.
		32"	23 5/8"	1 1/4"	LU1-S3224-B-Q-( )	365.	656.	943.
		38"	23 5/8"	1 1/4"	LU1-S3824-B-Q-( )	407.	679.	1,008.
		44"	23 5/8"	1 1/4"	LU1-S4424-B-Q-( )	445.	733.	1,151.
		50"	23 5/8"	1 1/4"	LU1-S5024-B-Q-( )	486.	822.	1,257.
		56"	23 5/8"	1 1/4"	LU1-S5624-B-Q-( )	526.	863.	1,324.
		62"	23 5/8"	1 1/4"	LU1-S6224-B-Q-( )	570.	954.	1,463.
		68"	23 5/8"	1 1/4"	LU1-S6824-B-Q-( )	609.	1,020.	1,601.
		74"	23 5/8"	1 1/4"	LU1-S7424-B-Q-( )	650.	1,048.	1,672.
		80"	23 5/8"	1 1/4"	LU1-S8024-B-Q-( )	688.	1,144.	1,763.
		86"	23 5/8"	1 1/4"	LU1-S8624-B-Q-( )	731.	1,226.	1,874.
		92"	23 5/8"	1 1/4"	LU1-S9224-B-Q-( )	773.	1,292.	1,986.
		98"	23 5/8"	1 1/4"	LU1-S9824-B-Q-( )	851.	1,374.	2,127.
		104"	23 5/8"	1 1/4"	LU1-S10424-B-Q-( )	878.	1,418.	2,188.
		110"	23 5/8"	1 1/4"	LU1-S11024-B-Q-( )	904.	1,461.	2,249.
116"	23 5/8"	1 1/4"	LU1-S11624-B-Q-( )	932.	1,501.	2,306.		

Order Code	Specification Information	Application Notes
Example: <b>LU1-S3224-B-Q-117</b>	<i>Grommet/no grommet:</i>	Options worksurfaces cannot be used in conjunction with Network desk supports.
<b>LU1</b> Worksurface, 1 1/4" thick	A- worksurface includes one edge grommet	All straight worksurfaces are 3/8" less than nominal depth for rear wire clearance.
<b>S</b> Straight worksurface	B- worksurface does not include grommet	
<b>32</b> Width	Specify surface finish.	Panel-supported 1 1/4" worksurfaces over 48" must be mid-span supported by MB2-C18 bracket, specified separately.
<b>24</b> Depth		
<b>B</b> No grommet	1 1/4" Options worksurfaces are 3-ply, solid core construction with pilot holes at all pedestal, end panel, and bracket locations.	Panel-supported 1 1/4" worksurfaces over 96" must be pedestal or MB2-C24 cantilever bracket supported every 48".
<b>Q</b> Standard Specials		
<b>117</b> Surface finish		
	Edge grommets are centered at rear of worksurface.	Suspended pedestals may not be used with 1 1/4" worksurfaces

# Morrison Options Worksurfaces, 1 1/4" 30" D + Post

Standard Specials Systems

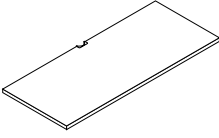
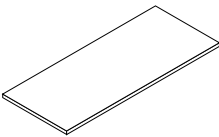
description	type	w	d	h	pattern no.	lam.	V1	V2
Straight, 30"D + Post	Grommets 	20"	29 5/8"	1 1/4"	LU1-S2030-A-Q-()	\$384.	\$633.	\$988.
		26"	29 5/8"	1 1/4"	LU1-S2630-A-Q-()	427.	681.	1,051.
		32"	29 5/8"	1 1/4"	LU1-S3230-A-Q-()	465.	731.	1,116.
		38"	29 5/8"	1 1/4"	LU1-S3830-A-Q-()	508.	796.	1,204.
		44"	29 5/8"	1 1/4"	LU1-S4430-A-Q-()	544.	859.	1,295.
		50"	29 5/8"	1 1/4"	LU1-S5030-A-Q-()	588.	945.	1,407.
		56"	29 5/8"	1 1/4"	LU1-S5630-A-Q-()	626.	1,012.	1,518.
		62"	29 5/8"	1 1/4"	LU1-S6230-A-Q-()	667.	1,072.	1,658.
		68"	29 5/8"	1 1/4"	LU1-S6830-A-Q-()	731.	1,160.	1,766.
		74"	29 5/8"	1 1/4"	LU1-S7430-A-Q-()	770.	1,213.	1,855.
		80"	29 5/8"	1 1/4"	LU1-S8030-A-Q-()	811.	1,280.	1,957.
		86"	29 5/8"	1 1/4"	LU1-S8630-A-Q-()	851.	1,346.	2,039.
		92"	29 5/8"	1 1/4"	LU1-S9230-A-Q-()	889.	1,415.	2,147.
		98"	29 5/8"	1 1/4"	LU1-S9830-A-Q-()	967.	1,493.	2,257.
		104"	29 5/8"	1 1/4"	LU1-S10430-A-Q-()	1,045.	1,570.	2,370.
		110"	29 5/8"	1 1/4"	LU1-S11030-A-Q-()	1,123.	1,649.	2,478.
		116"	29 5/8"	1 1/4"	LU1-S11630-A-Q-()	1,203.	1,727.	2,589.
No Grommets 	No Grommets	20"	29 5/8"	1 1/4"	LU1-S2030-B-Q-()	348.	604.	947.
		26"	29 5/8"	1 1/4"	LU1-S2630-B-Q-()	384.	648.	1,010.
		32"	29 5/8"	1 1/4"	LU1-S3230-B-Q-()	427.	691.	1,078.
		38"	29 5/8"	1 1/4"	LU1-S3830-B-Q-()	467.	756.	1,165.
		44"	29 5/8"	1 1/4"	LU1-S4430-B-Q-()	508.	820.	1,256.
		50"	29 5/8"	1 1/4"	LU1-S5030-B-Q-()	544.	910.	1,371.
		56"	29 5/8"	1 1/4"	LU1-S5630-B-Q-()	590.	975.	1,482.
		62"	29 5/8"	1 1/4"	LU1-S6230-B-Q-()	626.	1,036.	1,618.
		68"	29 5/8"	1 1/4"	LU1-S6830-B-Q-()	688.	1,119.	1,726.
		74"	29 5/8"	1 1/4"	LU1-S7430-B-Q-()	731.	1,176.	1,819.
		80"	29 5/8"	1 1/4"	LU1-S8030-B-Q-()	773.	1,241.	1,918.
		86"	29 5/8"	1 1/4"	LU1-S8630-B-Q-()	811.	1,308.	2,004.
		92"	29 5/8"	1 1/4"	LU1-S9230-B-Q-()	851.	1,374.	2,109.
		98"	29 5/8"	1 1/4"	LU1-S9830-B-Q-()	929.	1,453.	2,219.
		104"	29 5/8"	1 1/4"	LU1-S10430-B-Q-()	1,008.	1,530.	2,328.
		110"	29 5/8"	1 1/4"	LU1-S11030-B-Q-()	1,085.	1,608.	2,439.
		116"	29 5/8"	1 1/4"	LU1-S11630-B-Q-()	1,165.	1,688.	2,549.

Morrison System

Order Code	Specification Information	Application Notes
Example: <b>LU1-S3230B-Q-117</b>	<i>Grommets/no grommets:</i>	30"D worksurfaces are used in panel system applications as main surfaces, extensions or credenza tops. They can be supported at each end by 30" end support bracket, 30" cantilever bracket or 30"W end panel.
<b>LU1</b> Worksurface, 1 1/4" thick	A- worksurface includes one edge grommet	
<b>S</b> Straight worksurface	B- worksurface does not include grommets	Options worksurfaces cannot be used in conjunction with Network desk supports.
<b>32</b> Width	Specify surface finish.	
<b>30</b> Depth	1 1/4" Options worksurfaces are 3-ply, solid core construction with pilot holes at all pedestal, end panel, and bracket locations.	All straight worksurfaces are 3/8" less than nominal depth for rear wire clearance.
<b>B</b> No grommets	Edge grommets are centered at rear of worksurface.	
<b>Q</b> Standard Specials		Panel-supported 1 1/4" worksurfaces over 48" must be mid-span supported by MB2-C24 bracket, specified separately.
<b>117</b> Surface finish		
		Suspended pedestals may not be used with 1 1/4" worksurfaces.

# Morrison Options Worksurfaces, 1 1/4" 36" D + Post

Standard Specials Systems

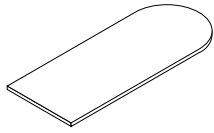
description	type	w	d	h	pattern no.	lam.	V1	V2
Straight, 36"D + Post		38"	35 3/8"	1 1/4"	<b>LU1-S3836-A-Q-( )</b>	\$617.	\$932.	\$1,407.
		44"	35 3/8"	1 1/4"	<b>LU1-S4436-A-Q-( )</b>	653.	993.	1,499.
		50"	35 3/8"	1 1/4"	<b>LU1-S5036-A-Q-( )</b>	697.	1,078.	1,611.
		56"	35 3/8"	1 1/4"	<b>LU1-S5636-A-Q-( )</b>	735.	1,149.	1,724.
		62"	35 3/8"	1 1/4"	<b>LU1-S6236-A-Q-( )</b>	777.	1,205.	1,863.
		68"	35 3/8"	1 1/4"	<b>LU1-S6836-A-Q-( )</b>	839.	1,293.	1,970.
		74"	35 3/8"	1 1/4"	<b>LU1-S7436-A-Q-( )</b>	880.	1,346.	2,058.
		80"	35 3/8"	1 1/4"	<b>LU1-S8036-A-Q-( )</b>	920.	1,414.	2,161.
		86"	35 3/8"	1 1/4"	<b>LU1-S8636-A-Q-( )</b>	959.	1,480.	2,244.
		92"	35 3/8"	1 1/4"	<b>LU1-S9236-A-Q-( )</b>	997.	1,547.	2,352.
		98"	35 3/8"	1 1/4"	<b>LU1-S9836-A-Q-( )</b>	1,076.	1,625.	2,461.
		104"	35 3/8"	1 1/4"	<b>LU1-S10436-A-Q-( )</b>	1,155.	1,703.	2,571.
		110"	35 3/8"	1 1/4"	<b>LU1-S11036-A-Q-( )</b>	1,233.	1,782.	2,682.
		116"	35 3/8"	1 1/4"	<b>LU1-S11636-A-Q-( )</b>	1,311.	1,860.	2,791.
No Grommets		38"	35 3/8"	1 1/4"	<b>LU1-S3836-B-Q-( )</b>	576.	890.	1,369.
		44"	35 3/8"	1 1/4"	<b>LU1-S4436-B-Q-( )</b>	617.	953.	1,459.
		50"	35 3/8"	1 1/4"	<b>LU1-S5036-B-Q-( )</b>	653.	1,044.	1,575.
		56"	35 3/8"	1 1/4"	<b>LU1-S5636-B-Q-( )</b>	698.	1,109.	1,688.
		62"	35 3/8"	1 1/4"	<b>LU1-S6236-B-Q-( )</b>	735.	1,169.	1,821.
		68"	35 3/8"	1 1/4"	<b>LU1-S6836-B-Q-( )</b>	796.	1,254.	1,930.
		74"	35 3/8"	1 1/4"	<b>LU1-S7436-B-Q-( )</b>	839.	1,310.	2,023.
		80"	35 3/8"	1 1/4"	<b>LU1-S8036-B-Q-( )</b>	881.	1,375.	2,121.
		86"	35 3/8"	1 1/4"	<b>LU1-S8636-B-Q-( )</b>	920.	1,440.	2,210.
		92"	35 3/8"	1 1/4"	<b>LU1-S9236-B-Q-( )</b>	959.	1,507.	2,311.
		98"	35 3/8"	1 1/4"	<b>LU1-S9836-B-Q-( )</b>	1,039.	1,585.	2,424.
		104"	35 3/8"	1 1/4"	<b>LU1-S10436-B-Q-( )</b>	1,117.	1,662.	2,535.
		110"	35 3/8"	1 1/4"	<b>LU1-S11036-B-Q-( )</b>	1,194.	1,742.	2,643.
		116"	35 3/8"	1 1/4"	<b>LU1-S11636-B-Q-( )</b>	1,273.	1,820.	2,754.

Order Code	Specification Information	Application Notes
Example: <b>LU1-S3836B-Q-117</b>	<i>Grommets/no grommets:</i>	30"D worksurfaces are used in panel system applications as main surfaces, extensions or credenza tops. They can be supported at each end by 30" end support bracket, 30" cantilever bracket or 30"W end panel.
<b>LU1</b> Worksurface, 1 1/4" thick	A- worksurface includes one edge grommet	
<b>S</b> Straight worksurface	B- worksurface does not include grommets	Options worksurfaces cannot be used in conjunction with Network desk supports.
<b>38</b> Width	Specify surface finish.	
<b>36</b> Depth	1 1/4" Options worksurfaces are 3-ply, solid core construction with pilot holes at all pedestal, end panel, and bracket locations.	All straight worksurfaces are 3/8" less than nominal depth for rear wire clearance.
<b>B</b> No grommets	Edge grommets are centered at rear of worksurface.	
<b>Q</b> Standard Specials		Panel-supported 1 1/4" worksurfaces over 48" must be mid-span supported by MB2-C24 bracket, specified separately.
<b>117</b> Surface finish		
		Suspended pedestals may not be used with 1 1/4" worksurfaces.

# Morrison Options Worksurfaces, 1 1/4" Rounded end 30" and 36"D

Standard Specials Systems

description	type	w	d	h	pattern no.	lam.	V1	V2
30"D rounded end	No Grommets	87"	30"	1 1/4"	<b>LU1-R8730B-(L/R)-Q-( )</b>	\$1,325.	\$1,938.	\$3,026.
36"D rounded end	No Grommets	66"	36"	1 1/4"	<b>LU1-R6636B-(L/R)-Q-( )</b>	1,279.	1,892.	2,947.
	No Grommets	78"	36"	1 1/4"	<b>LU1-R7836B-(L/R)-Q-( )</b>	1,356.	1,970.	3,075.
	No Grommets	90"	36"	1 1/4"	<b>LU1-R9036B-(L/R)-Q-( )</b>	1,513.	2,127.	3,325.



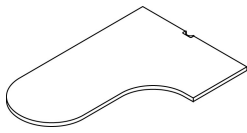
Morrison System

Order Code	Specification Information	Application Notes
Example: <b>LU1-R8730B-L-Q-117</b>	B- worksurface does not include grommets.	Rounded end worksurfaces may be supported by 30" end support brackets, 30" flat bracket or 30" conference end panel, and by a support column at the rounded end.  Suspended pedestals may not be used with 1 1/4" worksurfaces. Conference worksurfaces must be supported by support column and flat bracket or bridging bracket to adjacent desk.
<b>LU1</b> Options worksurface, 1 1/4" thick	Specify surface finish.	
<b>R</b> Rounded end	1 1/4" worksurfaces are 3-ply, solid core construction. Plastic laminate worksurfaces have radiused T mold edge.	
<b>87</b> Width	Rounded end worksurfaces have a flat self-edge in the straight end.	
<b>30</b> Depth		
<b>B</b> No grommets		
<b>L</b> Left hand		
<b>Q</b> Standard Special		
<b>117</b> Surface finish		

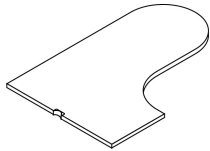
Morrison Options Worksurfaces, 1 1/4"  
*P-shape curvilinear*

Standard Specials Systems

description	type	w	d	h	pattern no.	lam.	V1	V2
Rounded end left	24"D return	48"	72"	1 1/4"	<b>LU1-P72SA-L-Q-( )</b>	\$1,907.	\$2,448.	\$3,431.
	30"D return	48"	78"	1 1/4"	<b>LU1-P78DA-L-Q-( )</b>	1,986.	2,555.	3,578.



Rounded end right	24"D return	48"	72"	1 1/4"	<b>LU1-P72SA-R-Q-( )</b>	1,907.	2,448.	3,431.
	30"D return	48"	78"	1 1/4"	<b>LU1-P78DA-R-Q-( )</b>	1,986.	2,555.	3,578.



**Order Code**

Example:	<b>LU1-P72SA-L-Q-117</b>
<b>LU1</b>	Worksurface, 1 1/4"
<b>P</b>	P-shape curvilinear
<b>72</b>	Overall length
<b>S</b>	Depth of return
<b>A</b>	Grommets
<b>L</b>	Rounded end left
<b>Q</b>	Standard Special
<b>117</b>	Surface finish

**Specification Information**

S-	24"D side edge
D-	30"D side edge
	Specify surface finish.
	1 1/4" curvilinear surfaces are solid core construction with threaded metal inserts at desk support and all bracket locations.
	All worksurfaces are U.L.-listed.

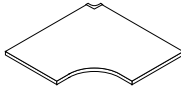
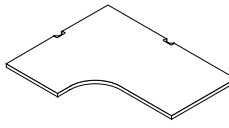
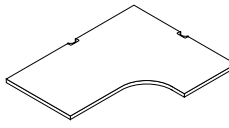
**Application Notes**

P-shape curvilinear worksurfaces may be used interchangeably in desk and panel system applications. They may be supported by a 48" VDT support bracket kit, or 48" desk support and 6" end panel, in conjunction with rounded end support column. Use flat bracket or bridging bracket to join to adjacent 1 1/4" worksurface.	P-shape laminate surfaces have continuous T-mold edge in profile to match adjacent 1 1/4" worksurfaces.
--	---

# Morrison Options Worksurfaces, 1 1/4"

## L-shape curvilinear

Standard Specials Systems

description	type	w	d	h	pattern no.	lam.	V1	V2
24"D returns left and right 	2 Grommets	42"	48"	1 1/4"	<b>LU1-C4248SS-Q(-)</b>	\$1,051.	\$1,431.	\$2,104.
		42"	60"	1 1/4"	<b>LU1-C4260SS-Q(-)</b>	1,192.	1,620.	2,390.
		42"	66"	1 1/4"	<b>LU1-C4266SS-Q(-)</b>	1,282.	1,743.	2,569.
		42"	72"	1 1/4"	<b>LU1-C4272SS-Q(-)</b>	1,372.	1,866.	2,752.
		48"	42"	1 1/4"	<b>LU1-C4842SS-Q(-)</b>	1,051.	1,431.	2,104.
		48"	66"	1 1/4"	<b>LU1-C4866SS-Q(-)</b>	1,372.	1,866.	2,752.
		60"	42"	1 1/4"	<b>LU1-C6042SS-Q(-)</b>	1,192.	1,620.	2,390.
		66"	42"	1 1/4"	<b>LU1-C6642SS-Q(-)</b>	1,282.	1,743.	2,569.
		66"	48"	1 1/4"	<b>LU1-C6648SS-Q(-)</b>	1,372.	1,866.	2,752.
		72"	42"	1 1/4"	<b>LU1-C7242SS-Q(-)</b>	1,372.	1,866.	2,752.
24"D returns left, 30"D right 	2 Grommets	42"	42"	1 1/4"	<b>LU1-C4242SD-Q(-)</b>	982.	1,336.	1,960.
		42"	48"	1 1/4"	<b>LU1-C4248SD-Q(-)</b>	1,051.	1,431.	2,104.
		42"	60"	1 1/4"	<b>LU1-C4260SD-Q(-)</b>	1,192.	1,620.	2,390.
		42"	66"	1 1/4"	<b>LU1-C4266SD-Q(-)</b>	1,282.	1,743.	2,569.
		42"	72"	1 1/4"	<b>LU1-C4272SD-Q(-)</b>	1,372.	1,866.	2,752.
		48"	42"	1 1/4"	<b>LU1-C4842SD-Q(-)</b>	1,051.	1,431.	2,104.
		48"	66"	1 1/4"	<b>LU1-C4866SD-Q(-)</b>	1,372.	1,866.	2,752.
		60"	42"	1 1/4"	<b>LU1-C6042SD-Q(-)</b>	1,192.	1,620.	2,390.
		66"	42"	1 1/4"	<b>LU1-C6642SD-Q(-)</b>	1,282.	1,743.	2,569.
		66"	48"	1 1/4"	<b>LU1-C6648SD-Q(-)</b>	1,372.	1,866.	2,752.
30"D returns left, 24"D right 	2 Grommets	42"	42"	1 1/4"	<b>LU1-C4242DS-Q(-)</b>	982.	1,336.	1,960.
		42"	48"	1 1/4"	<b>LU1-C4248DS-Q(-)</b>	1,051.	1,431.	2,104.
		42"	60"	1 1/4"	<b>LU1-C4260DS-Q(-)</b>	1,192.	1,620.	2,390.
		42"	66"	1 1/4"	<b>LU1-C4266DS-Q(-)</b>	1,282.	1,743.	2,569.
		42"	72"	1 1/4"	<b>LU1-C4272DS-Q(-)</b>	1,372.	1,866.	2,752.
		48"	42"	1 1/4"	<b>LU1-C4842DS-Q(-)</b>	1,051.	1,431.	2,104.
		48"	66"	1 1/4"	<b>LU1-C4866DS-Q(-)</b>	1,372.	1,866.	2,752.
		60"	42"	1 1/4"	<b>LU1-C6042DS-Q(-)</b>	1,192.	1,620.	2,390.
		66"	42"	1 1/4"	<b>LU1-C6642DS-Q(-)</b>	1,282.	1,743.	2,569.
		66"	48"	1 1/4"	<b>LU1-C6648DS-Q(-)</b>	1,372.	1,866.	2,752.
72"	42"	1 1/4"	<b>LU1-C7242DS-Q(-)</b>	1,372.	1,866.	2,752.		

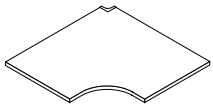
Morrison System

Order Code	Specification Information	Application Notes
Example: <b>LU1-C4866SD-Q-117</b>	Width dimension (W) refers to width of left-side back edge; depth dimension (D) indicates width of right-side back edge.	Options L-shaped curvilinear worksurfaces may be supported by left- or right-hand cantilever brackets at the rear corner and cantilever bridging bracket on each side edge. Use mid-span support whenever Options worksurfaces span more than 48".
<b>LU1</b> Options worksurface, 1 1/4"		
<b>C</b> L-shape curvilinear	S- 24"D side edge	L-shape surfaces are veneer or post-formed plastic laminate on both back edges, matching profile T-mold on curvilinear front, and self-edge on sides.  Curvilinear worksurfaces are available only in 1 1/4" thickness.  L-shape surfaces are 3/8" less than nominal depth for rear wire clearance or privacy screens.
<b>48</b> Width left	D- 30"D side edge	
<b>66</b> Width right	Specify surface finish.	
<b>S</b> Depth of left return	1 1/4" curvilinear surfaces are solid core construction with pilot holes at all bracket locations.	
<b>D</b> Depth of right return		
<b>Q</b> Standard Special		
<b>117</b> Surface finish		



Morrison Options Worksurfaces, 1 1/4"  
L-shape curvilinear

Standard Specials Systems

description	type	w	d	h	pattern no.	lam.	V1	V2
30"D returns left and right	Corner Grommets	42"	42"	1 1/4"	<b>LU1-C4242DD-Q-( )</b>	\$982.	\$1,336.	\$1,960.
	2 Grommets	42"	48"	1 1/4"	<b>LU1-C4248DD-Q-( )</b>	1,051.	1,431.	2,104.
		42"	60"	1 1/4"	<b>LU1-C4260DD-Q-( )</b>	1,192.	1,620.	2,390.
		42"	66"	1 1/4"	<b>LU1-C4266DD-Q-( )</b>	1,282.	1,743.	2,569.
		42"	72"	1 1/4"	<b>LU1-C4272DD-Q-( )</b>	1,372.	1,866.	2,752.
		48"	42"	1 1/4"	<b>LU1-C4842DD-Q-( )</b>	1,051.	1,431.	2,104.
		48"	60"	1 1/4"	<b>LU1-C4860DD-Q-( )</b>	1,282.	1,743.	2,569.
		48"	66"	1 1/4"	<b>LU1-C4866DD-Q-( )</b>	1,372.	1,866.	2,752.
		48"	72"	1 1/4"	<b>LU1-C4872DD-Q-( )</b>	1,461.	1,987.	2,931.
		60"	42"	1 1/4"	<b>LU1-C6042DD-Q-( )</b>	1,192.	1,620.	2,390.
		60"	48"	1 1/4"	<b>LU1-C6048DD-Q-( )</b>	1,282.	1,743.	2,569.
		66"	42"	1 1/4"	<b>LU1-C6642DD-Q-( )</b>	1,282.	1,743.	2,569.
		66"	48"	1 1/4"	<b>LU1-C6648DD-Q-( )</b>	1,372.	1,866.	2,752.
		72"	42"	1 1/4"	<b>LU1-C7242DD-Q-( )</b>	1,372.	1,866.	2,752.
		72"	48"	1 1/4"	<b>LU1-C7248DD-Q-( )</b>	1,461.	1,987.	2,931.

Order Code

Example:	<b>LU1-C4866SD-Q-117</b>
<b>LU1</b>	Options worksurface, 1 1/4"
<b>C</b>	L-shape curvilinear
<b>48</b>	Width left
<b>66</b>	Width right
<b>S</b>	Depth of left return
<b>D</b>	Depth of right return
<b>Q</b>	Standard Special
<b>117</b>	Surface finish

Specification Information

Width dimension (W) refers to width of left-side back edge; depth dimension (D) indicates width of right-side back edge.

S- 24"D side edge  
D- 30"D side edge

Specify surface finish.

1 1/4" curvilinear surfaces are solid core construction with pilot holes at all bracket locations.

Application Notes

Options L-shaped curvilinear worksurfaces may be supported by left- or right-hand cantilever brackets at the rear corner and cantilever bridging bracket on each side edge. Use mid-span support whenever Options worksurfaces span more than 48".

L-shape surfaces are veneer or post-formed plastic laminate on both back edges, matching profile T-mold on curvilinear front, and self-edge on sides.


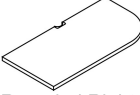
Curvilinear worksurfaces are available only in 1 1/4" thickness.

L-shape surfaces are 3/8" less than nominal depth for rear wire clearance or privacy screens.

# Morrison Options Worksurfaces, 1 1/4"

## J-shape surfaces

Standard Specials Systems

description	w	d	h	pattern no.	lam.	V1	V2
J-shape - Rounded left/right	24"	23 5/8"	1 1/4"	<b>LU1-J24A-(L/R)-Q-( )</b>	\$650.	\$794.	\$1,072.
	30"	23 5/8"	1 1/4"	<b>LU1-J30A-(L/R)-Q-( )</b>	704.	861.	1,162.
	36"	23 5/8"	1 1/4"	<b>LU1-J36A-(L/R)-Q-( )</b>	759.	924.	1,252.
Rounded Left	42"	23 5/8"	1 1/4"	<b>LU1-J42A-(L/R)-Q-( )</b>	808.	985.	1,328.
	48"	23 5/8"	1 1/4"	<b>LU1-J48A-(L/R)-Q-( )</b>	855.	1,044.	1,410.
	54"	23 5/8"	1 1/4"	<b>LU1-J54A-(L/R)-Q-( )</b>	934.	1,153.	1,566.
	60"	23 5/8"	1 1/4"	<b>LU1-J60A-(L/R)-Q-( )</b>	1,011.	1,264.	1,724.
Rounded Right	66"	23 5/8"	1 1/4"	<b>LU1-J66A-(L/R)-Q-( )</b>	1,091.	1,374.	1,879.
	72"	23 5/8"	1 1/4"	<b>LU1-J72A-(L/R)-Q-( )</b>	1,169.	1,482.	2,037.
	78"	23 5/8"	1 1/4"	<b>LU1-J78A-(L/R)-Q-( )</b>	1,246.	1,594.	2,195.
	84"	23 5/8"	1 1/4"	<b>LU1-J84A-(L/R)-Q-( )</b>	1,326.	1,702.	2,351.
	90"	23 5/8"	1 1/4"	<b>LU1-J90A-(L/R)-Q-( )</b>	1,403.	1,813.	2,508.
	96"	23 5/8"	1 1/4"	<b>LU1-J96A-(L/R)-Q-( )</b>	1,482.	1,922.	2,665.

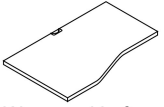

Morrison System

Order Code	Specification Information	Application Notes
Example: <b>LU1-J36A-L-Q-117</b>	1 1/4" curvilinear surfaces are solid core construction with pilot holes at bracket and pedestal locations.	J-shape curvilinear worksurfaces may be used interchangeably in desk and panel system applications. They may be supported by straight desk support or cantilever brackets. J-shapes also require 9" Network end panel in desk or panel planning.
<b>LU1</b> Worksurface, 1 1/4"		
<b>J</b> J-shape		
<b>36</b> Width		
<b>A</b> With grommets	<i>Grommets/no grommets:</i> A- Worksurface includes one edge grommet	
<b>L</b> Left		
<b>Q</b> Standard Special	Specify surface finish.	Use flat bracket or bridging bracket to join to adjacent 1 1/4" worksurface. Also specify VDT end support bracket kit for optimal stability of vertical panel behind J-shape worksurface.
<b>117</b> Surface finish	Edge grommet is centered at rear of worksurface.	J-shape surfaces are post-formed on back edge, matching profile T-mold on curvilinear front, and self-edge on sides.  J-shapes are available only in plastic laminate, 1 1/4" thickness.  J-shape surfaces are 3/8" less than nominal depth for wire clearance or privacy screens.

# Morrison Options Worksurfaces, 1 1/4"

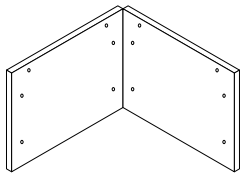
## Wave-end surfaces

Standard Specials Systems

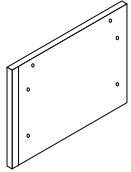
description	width	depth	height	pattern number	lam.
Wave-end left/right	30"	29 5/8"	1 1/4"	LU1-W30A-(L/R)-Q-( )	\$808.
	36"	29 5/8"	1 1/4"	LU1-W36A-(L/R)-Q-( )	855.
	42"	29 5/8"	1 1/4"	LU1-W42A-(L/R)-Q-( )	904.
	48"	29 5/8"	1 1/4"	LU1-W48A-(L/R)-Q-( )	956.
Wave-end Left	54"	29 5/8"	1 1/4"	LU1-W54A-(L/R)-Q-( )	1,034.
	60"	29 5/8"	1 1/4"	LU1-W60A-(L/R)-Q-( )	1,113.
	66"	29 5/8"	1 1/4"	LU1-W66A-(L/R)-Q-( )	1,191.
	72"	29 5/8"	1 1/4"	LU1-W72A-(L/R)-Q-( )	1,270.
Wave-end Right	78"	29 5/8"	1 1/4"	LU1-W78A-(L/R)-Q-( )	1,348.
	84"	29 5/8"	1 1/4"	LU1-W84A-(L/R)-Q-( )	1,427.
	90"	29 5/8"	1 1/4"	LU1-W90A-(L/R)-Q-( )	1,506.
	96"	29 5/8"	1 1/4"	LU1-W96A-(L/R)-Q-( )	1,584.

Order Code	Specification Information	Application Notes
Example: <b>LU1-W42AL-Q-117</b>	1 1/4" curvilinear surfaces are solid core construction with pilot holes at bracket and pedestal locations.	Options wave-end curvilinear worksurfaces are for panel planning only and cannot be used in conjunction with Network desk supports.
<b>LU1</b> Options worksurface, 1 1/4"		
<b>W</b> Wave-end curvilinear	<i>Grommets/no grommets:</i>	
<b>42</b> Width	A- Worksurface includes one edge grommet	Use cantilever bridging bracket to join to adjacent 1 1/4" worksurface.
<b>A</b> With grommets		Wave-end surfaces are post-formed on back edge, matching profile T-mold on curvilinear front, and self-edge on sides.
<b>L</b> Left	Specify surface finish.	Wave-end surfaces are available only in plastic laminate, 1 1/4" thickness.
<b>Q</b> Standard Special	Edge grommet is centered at rear of worksurface.	Wave-end surfaces are nominal 30"D at left or right, and align with 24"D surface at the other end.
<b>117</b> Surface finish		

description	type	width	depth	height	pattern number	P1	V1	V2
VDT corner panels	Desk height	48"	1 1/4"	24"	<b>MK4-V2448-P/V-Q-( )</b>	\$1,543.	\$1,985.	\$2,812.
	Desk height	48"	1 1/4"	26"	<b>MK4-V2648-P/V-Q-( )</b>	1,726.	2,220.	3,137.



VDT transitional end panel	Desk height	48"	1 1/8"	24"	<b>MK4-X2448-P/V-Q-( )</b>	795.	1,003.	1,381.
	Desk height	48"	1 1/8"	26"	<b>MK4-X2648-P/V-Q-( )</b>	820.	1,113.	1,533.



### Order Code

Example: **MK4-V2648-P-Q-612**

<b>MK4</b>	Desk panel
<b>V</b>	Desk panel type
<b>26</b>	Height
<b>48</b>	Width
<b>P</b>	Surface type
<b>Q</b>	Standard Special
<b>612</b>	Finish

### Specification Information

*Surface type:*

P-	Painted
V-	Veneer

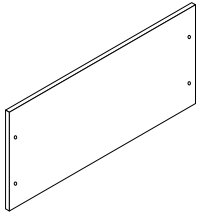
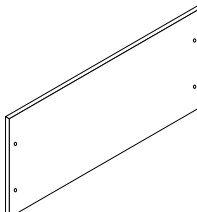
### Application Notes

VDT corner panels are wood desk panels ordered and shipped in pairs: one left and one right.

**VDT corner end panels include 2 MB1-T brackets, VDT corner end panels/worksurface and bracket MB1-L1, filler/desk end panel.**

VDT transitional end panels are used when one back edge of a VDT surface is supported by a vertical panel.

**A VDT transitional end panel includes bracket MB1-T, desk end panel/ worksurface. Specify bracket MB1-W 18 or 20(L or R) separately.**

description	type	width	depth	height	pattern number	P1	V1	V2
Kneehole filler 	Desk height	18"	1 1/8"	26"	<b>MK4-K1826-P/V-Q-( )</b>	\$210.	\$494.	\$767.
		24"	1 1/8"	26"	<b>MK4-K2426-P/V-Q-( )</b>	287.	578.	875.
		30"	1 1/8"	26"	<b>MK4-K3026-P/V-Q-( )</b>	365.	663.	986.
		36"	1 1/8"	26"	<b>MK4-K3626-P/V-Q-( )</b>	444.	748.	1,096.
		42"	1 1/8"	26"	<b>MK4-K4226-P/V-Q-( )</b>	523.	834.	1,205.
		48"	1 1/8"	26"	<b>MK4-K4826-P/V-Q-( )</b>	600.	917.	1,315.
		54"	1 1/8"	26"	<b>MK4-K5426-P/V-Q-( )</b>	680.	1,003.	1,425.
		84"	1 1/8"	26"	<b>MK4-K8426-P/V-Q-( )</b>	1,074.	1,391.	1,990.
		90"	1 1/8"	26"	<b>MK4-K9026-P/V-Q-( )</b>	1,186.	1,538.	2,199.
		96"	1 1/8"	26"	<b>MK4-K9626-P/V-Q-( )</b>	1,298.	1,685.	2,408.
		102"	1 1/8"	26"	<b>MK4-K10226-P/V-Q-( )</b>	1,414.	1,830.	2,617.
		108"	1 1/8"	26"	<b>MK4-K10826-P/V-Q-( )</b>	1,526.	1,976.	2,825.
		114"	1 1/8"	26"	<b>MK4-K11426-P/V-Q-( )</b>	1,638.	2,121.	3,035.
		120"	1 1/8"	26"	<b>MK4-K12026-P/V-Q-( )</b>	1,752.	2,267.	3,243.
Transitional filler 	Desk height	18"	1 1/8"	26"	<b>MK4-T1826-P/V-Q-( )</b>	210.	494.	767.
		24"	1 1/8"	26"	<b>MK4-T2426-P/V-Q-( )</b>	287.	578.	875.
		30"	1 1/8"	26"	<b>MK4-T3026-P/V-Q-( )</b>	365.	663.	986.
		36"	1 1/8"	26"	<b>MK4-T3626-P/V-Q-( )</b>	444.	748.	1,096.
		42"	1 1/8"	26"	<b>MK4-T4226-P/V-Q-( )</b>	523.	834.	1,205.
		48"	1 1/8"	26"	<b>MK4-T4826-P/V-Q-( )</b>	600.	917.	1,315.
		54"	1 1/8"	26"	<b>MK4-T5426-P/V-Q-( )</b>	680.	1,003.	1,425.
		84"	1 1/8"	26"	<b>MK4-T8426-P/V-Q-( )</b>	1,074.	1,391.	1,990.
		90"	1 1/8"	26"	<b>MK4-T9026-P/V-Q-( )</b>	1,186.	1,538.	2,199.
		96"	1 1/8"	26"	<b>MK4-T9626-P/V-Q-( )</b>	1,298.	1,685.	2,408.
		102"	1 1/8"	26"	<b>MK4-T10226-P/V-Q-( )</b>	1,414.	1,830.	2,617.
		108"	1 1/8"	26"	<b>MK4-T10826-P/V-Q-( )</b>	1,526.	1,976.	2,825.
		114"	1 1/8"	26"	<b>MK4-T11426-P/V-Q-( )</b>	1,638.	2,121.	3,035.
		120"	1 1/8"	26"	<b>MK4-T12026-P/V-Q-( )</b>	1,752.	2,267.	3,243.

Order Code	Specification Information
Example: <b>MK4-T5426-P-Q-612</b>	P- Painted
<b>MK4</b> Desk panel	V- Veneer
<b>T</b> Desk panel type	
<b>54</b> Width	
<b>26</b> Height	
<b>P</b> Surface type	
<b>Q</b> Standard Special	
<b>612</b> Finish	

**Specification Information**

P- Painted  
V- Veneer

**Application Notes**

Kneehole filler panels span use between two universal desk end panels to construct a freestanding wood desk.

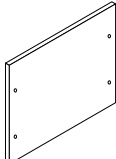
**A kneehole panel includes 2 brackets MB1-L1, filler panel/desk end panel.**

All 69", 75" and 84" w kneehole filler panels are shipped with a center stabilizing bracket, MB1-AUX-D.

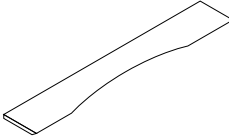
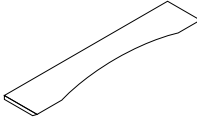
Transitional filler panels are used between a universal desk end panel and a vertical panel.

**A transitional filler panel includes bracket MB1-L1, filler panel/desk end panel. Specify bracket MB1-W 18 or 20(L or R) separately.**

A transitional filler panel over 84" w is shipped with a center stabilizing bracket, MB1-AUX-D.

description	type	width	depth	height	pattern number	P1	V1	V2
Return filler 	Desk height	18"	1 1/8"	26"	<b>MK4-R1826-P/V-L/R-Q-( )</b>	\$518.	\$673.	\$957.
		24"	1 1/8"	26"	<b>MK4-R2426-P/V-L/R-Q-( )</b>	539.	732.	1,043.
		54"	1 1/8"	26"	<b>MK4-R5426-P/V-L/R-Q-( )</b>	734.	1,119.	1,534.
		78"	1 1/8"	26"	<b>MK4-R7826-P/V-L/R-Q-( )</b>	1,047.	1,436.	2,035.
		84"	1 1/8"	26"	<b>MK4-R8426-P/V-L/R-Q-( )</b>	1,160.	1,594.	2,257.
		90"	1 1/8"	26"	<b>MK4-R9026-P/V-L/R-Q-( )</b>	1,272.	1,750.	2,482.
		96"	1 1/8"	26"	<b>MK4-R9626-P/V-L/R-Q-( )</b>	1,386.	1,907.	2,704.
		102"	1 1/8"	26"	<b>MK4-R10226-P/V-L/R-Q-( )</b>	1,499.	2,065.	2,928.
		108"	1 1/8"	26"	<b>MK4-R10826-P/V-L/R-Q-( )</b>	1,611.	2,220.	3,149.
		114"	1 1/8"	26"	<b>MK4-R11426-P/V-L/R-Q-( )</b>	1,725.	2,378.	3,372.
		120"	1 1/8"	26"	<b>MK4-R12026-P/V-L/R-Q-( )</b>	1,839.	2,536.	3,595.

Order Code	Specification Information	Application Notes
Example: <b>MK4-R2426-P-L-Q-612</b>		
<b>MK4</b> Desk panel	<i>Return filler panel widths:</i>	Return filler panels provide enclosure between a universal desk end panel and the end panel of a return.  Return filler panels may also be connected to a vertical panel to provide enclosure for a desk or machine height return off a panel supported workstation. Specify MB1-FV brackets separately.  All 69", 75" and 78"W return filler panels are shipped with a center stabilizing bracket, MB1-AUX-D.  <b>A return filler panel includes bracket MB1-L1, filler panel/desk end panel and all connecting hardware.</b>
<b>R</b> Desk panel type	32 3/4"	
<b>24</b> Width	30"	
<b>26</b> Height	36"	
<b>P</b> Surface type	38 3/4"	
<b>L</b> Left	44 3/4"	
<b>Q</b> Standard Special	50 3/4"	
<b>612</b> Paint	48"	
	62 3/4"	
	60"	
	68 3/4"	
	66"	
	74 3/4"	
	72"	
	<i>Bridge filler panel widths:</i>	
	38 1/2"	
	30"	
	44 1/2"	
	36"	
	50 1/2"	
	42"	
	56 1/2"	
	48"	
	68 1/2"	
	60"	
	74 1/2"	
	66"	
	80 1/2"	
	72"	
	<i>Surface type:</i>	
	P- Painted	
	V- Veneer	

description	type	width	depth	height	pattern no.	P2
Full width 	42"	42"	10"	3/4"	<b>MM3-IS42F-Q-( )</b>	\$390.
	48"	48"	10"	3/4"	<b>MM3-IS48F-Q-( )</b>	460.
	54"	54"	10"	3/4"	<b>MM3-IS54F-Q-( )</b>	526.
	84"	84"	10"	3/4"	<b>MM3-IS84F-Q-( )</b>	861.
	90"	90"	10"	3/4"	<b>MM3-IS90F-Q-( )</b>	958.
	96"	96"	10"	3/4"	<b>MM3-IS96F-Q-( )</b>	1,057.
Returns 	54"	54"	10"	3/4"	<b>MM3-IS54R-Q-( )</b>	465.
	84"	84"	10"	3/4"	<b>MM3-IS84R-Q-( )</b>	730.
	90"	90"	10"	3/4"	<b>MM3-IS90R-Q-( )</b>	794.
	96"	96"	10"	3/4"	<b>MM3-IS96R-Q-( )</b>	861.

Order Code	
Example: <b>MM3-IS54R-612-Q</b>	
<b>MM3</b>	Accessory
<b>IS</b>	Intermediate shelves
<b>54</b>	Width
<b>R</b>	Return
<b>612</b>	Paint finish
<b>Q</b>	Standard Special

**Specification Information**

*Specify paint finish.*

Specify return shelves by number that corresponds to total return dimension (depth of desk and width of return).

**Application Notes**

Intermediate shelves provide an additional level of storage between the worksurface and standard overhead storage.

Use full width intermediate shelves that correspond with actual workstation width.

Intermediate shelves include brackets for cantilever support from vertical panel connector tracks.

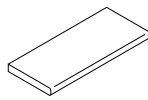
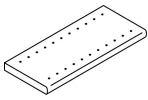
Intermediate shelves may be mounted on 1" increments of height up to 1" from top of panel. Recommended position is 6" - 7" above the worksurface.

Use full width shelves with back panels of the same total width. Add returns to form a continuous "L". Half-round endpiece joins back-to-back shelves over a half-round conference worksurface. Quarter round terminates an intermediate shelf at a straight panel connection.

Intermediate shelves cannot be mounted to freestanding desks or overhead supports.

# Morrison shelves and flush counter surface, 1 3/4" panel or wall mounted lam. and ven. shelves

Standard Specials Systems

description	type	w	d	h	pattern no.	lam.	V1	V2
Panel mounted shelves and flush counter surfaces	without holes 	54"	13"	1 3/4"	<b>MS2W5413Q( )</b>	\$626.	\$1,117.	\$1,601.
		96"	13"	1 3/4"	<b>MS2W9613Q( )</b>	986.	1,769.	2,508.
		102"	13"	1 3/4"	<b>MS2W10213Q( )</b>	1,064.	1,884.	2,657.
		108"	13"	1 3/4"	<b>MS2W10813Q( )</b>	1,140.	1,997.	2,807.
		114"	13"	1 3/4"	<b>MS2W11413Q( )</b>	1,220.	2,109.	2,955.
		120"	13"	1 3/4"	<b>MS2W12013Q( )</b>	1,298.	2,222.	3,103.
	with holes 	54"	13"	1 3/4"	<b>MS2W5413HQ( )</b>	646.	1,137.	1,620.
		96"	13"	1 3/4"	<b>MS2W9613HQ( )</b>	1,008.	1,793.	2,522.
		102"	13"	1 3/4"	<b>MS2W10213HQ( )</b>	1,085.	1,906.	2,673.
		108"	13"	1 3/4"	<b>MS2W10813HQ( )</b>	1,165.	2,017.	2,822.
		114"	13"	1 3/4"	<b>MS2W11413HQ( )</b>	1,243.	2,130.	2,971.
		120"	13"	1 3/4"	<b>MS2W12013HQ( )</b>	1,323.	2,244.	3,120.

Morrison System

Order Code	Specification Information	Application Notes
Example: <b>MS2-W5413-H-Q-612</b>	<i>Specify paint finish for brackets and steel shelves.</i>	13"D shelves hold binders, books and other reference material. Order brackets and shelf organizers, if applicable, separately.
<b>MS2W</b> Shelf		
<b>54</b> Width		
<b>13</b> Depth		
<b>H</b> With holes		
<b>Q</b> Standard Special		
<b>612</b> Surface finish		Standard 13" deep shelves double as flush counter surfaces. Specify undershelf or transaction shelf brackets for this application. Each set supports a maximum span of 48". Shelves over 60"W require MB1-AUX-S auxiliary support brackets.

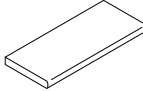
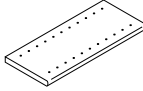
All shelf brackets accept task light fixtures with the exception of the transaction shelf brackets MB2-TS(-). Adjacent bookend-style shelf brackets require MB1-TC tie clip to secure full-width task light.

Desk mounted counter surfaces do not accept task lights.



Morrison shelves and flush counter surface, 1 1/4"  
panel or wall mounted lam. and ven. shelves

Standard Specials Systems

description	type	w	d	h	pattern no.	lam.	V1	V2
Panel mounted shelves and flush counter surfaces	without holes 	54"	13"	1 1/4"	<b>MS2U5413Q( )</b>	\$525.	\$932.	\$1,363.
		96"	13"	1 1/4"	<b>MS2U9613Q( )</b>	809.	1,374.	1,997.
		102"	13"	1 1/4"	<b>MS2U10213Q( )</b>	1,122.	1,688.	2,434.
		108"	13"	1 1/4"	<b>MS2U10813Q( )</b>	966.	1,530.	2,215.
		114"	13"	1 1/4"	<b>MS2U11413Q( )</b>	1,044.	1,608.	2,326.
		120"	13"	1 1/4"	<b>MS2U12013Q( )</b>	1,144.	1,703.	2,459.
	with holes 	54"	13"	1 1/4"	<b>MS2U5413HQ( )</b>	548.	953.	1,383.
		96"	13"	1 1/4"	<b>MS2U9613HQ( )</b>	829.	1,389.	2,020.
		102"	13"	1 1/4"	<b>MS2U10213HQ( )</b>	907.	1,469.	2,129.
		108"	13"	1 1/4"	<b>MS2U10813HQ( )</b>	988.	1,547.	2,239.
		114"	13"	1 1/4"	<b>MS2U11413HQ( )</b>	1,065.	1,625.	2,347.
		120"	13"	1 1/4"	<b>MS2U12013HQ( )</b>	1,144.	1,703.	2,459.

**Order Code**

Example:	<b>MS2-U-5413-H-Q-612</b>
<b>MS2</b>	Shelf
<b>U</b>	1 1/4" thick
<b>54</b>	Width
<b>13</b>	Depth
<b>H</b>	With holes
<b>Q</b>	Standard Special
<b>612</b>	Surface finish

**Specification Information**

*Specify finish.*  
Specify suffix H for shelf holes that accept shelf organizers.

**Application Notes**

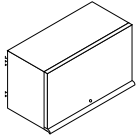
Panel mounted shelves are canti-levered from vertical panel connector tracks with bookend or undershelf brackets. 1 1/4" shelves must be midspan supported every 48".  
13"D shelves hold binders, books and other reference material. Order brackets and shelf organizers, if applicable, separately.  
Bookend-style brackets keep material upright when vertical panels are not used at the ends of shelves (brackets are shipped in pairs.)

Standard 13" deep shelves double as flush counter surfaces. Specify undershelf brackets or desk-mount stanchions for this application.  
All shelves accept task lights. Adjacent bookend-style shelves require MB1-TC tie clip to secure full width task light.  
Transaction shelf brackets support panel-mounted shelves without holes. Each set supports a maximum span of 48".

# Morrison Overhead cabinets panel and desk mounted

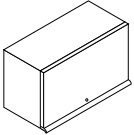
Standard Specials Systems

description	locks	w	d	h	pattern no.	P1	V1	V2
Painted or veneer front, panel mounted		24"	14"	17 <sup>3</sup> / <sub>4</sub> "	<b>MO8-24-( )-( )-N-L-Q</b>	\$1,157.	\$1,371.	\$1,536.
		24"	14"	17 <sup>3</sup> / <sub>4</sub> "	<b>MO8-24-( )-( )-N-N-Q</b>	1,049.	1,270.	1,435.



shown with lock

Painted or veneer front, stanchion mounted		24"	14"	17 <sup>3</sup> / <sub>4</sub> "	<b>MO8-N24-( )-( )-N-L-Q</b>	1,157.	1,371.	1,536.
		24"	14"	17 <sup>3</sup> / <sub>4</sub> "	<b>MO8-N24-( )-( )-N-N-Q</b>	1,049.	1,270.	1,435.



shown with lock

Morrison System

## Order Code

Example: **MO8-N24-612-612-N-N-Q**

<b>MO8</b>	Overhead cabinet
<b>N</b>	Network mounted
<b>24</b>	Width
<b>612</b>	Paint finish for case
<b>612</b>	Surface finish for door
<b>N</b>	Black pulls
<b>N</b>	No lock
<b>Q</b>	Standard Special

## Specification Information

*Specify finish for case and front.*

Order overhead cabinet locks with a KnollKey order form.

Interior shelves have slots for vertical dividers. Order vertical dividers separately.

Desk mounted MO8 overheads align with 64"H panel and vertical storage.

Overhead cabinet door pulls are matte black.

Overhead cabinets are hung from vertical panels with removable brackets. Cabinet door recedes within cabinet to allow use of top of overhead for storage or lighting.

## Application Notes

Stanchion mounted overhead cabinets attach to overhead supports. Specify overhead backs separately for finished appearance in back-to-back or exposed applications.

Specify conversion kit MO7-SMB only if converting panel hung overheads to stanchion mounted.

Wall-mounting Morrison overhead cabinets: Use MO8-WMR to mount up to 120" of MO8 overheads. Specify one MO8-WMB for each overhead.

For Options overheads or Morrison or Options shelves, use MO6-WMSK to wall mount up to 9' of shelves or overheads. Kit includes wall mount rail and one vertical standard. Specify one additional MO6 WMSB for each shelf or overhead. Morrison shelves also require MB1-B13 shelf brackets.

Wall mount rails may be trimmed to length.

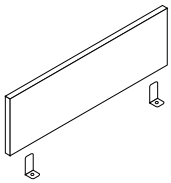
Specify conversion kit MO7-PMB only if converting stanchion mounted overheads to panel hung.

Wall mount wire manager is two-part wire concealment kit, 22"H.

# Morrison Network privacy screen back screens

Standard Specials Systems

description	w	d	h	pattern no.	10	15	20	30	35	40	45
Back of worksurface screens to 42"H	24"	3/4"	15"	<b>MZ1-B2415-(-)-Q</b>	\$248.	\$280.	\$285.	\$315.	\$333.	\$354.	\$408.
	24"	3/4"	19"	<b>MZ1-B2419-(-)-Q</b>	316.	343.	354.	386.	408.	422.	460.
	24"	3/4"	22"	<b>MZ1-B2422-(-)-Q</b>	386.	406.	418.	460.	482.	495.	621.



## Order Code

Example:	<b>MZ1-B2415-15-W210/20-Q</b>
<b>MZ1</b>	Morrison Network privacy screen
<b>B</b>	Back of worksurface
<b>24</b>	Width
<b>15</b>	Height
<b>15</b>	Surface type and group no.
<b>W210/20</b>	Upholstery
<b>Q</b>	Standard Special

## Specification Information

### Surface type:

10-	Fabric group 10
15-	Fabric group 15
20-	Fabric group 20
30-	Fabric group 30
35-	Fabric group 35
40-	Fabric group 40
45-	Fabric group 45

Back of worksurface screens provide visual barrier and tackable surface from underside of worksurface to a height of 42", 46" or 49".

Screen widths should correspond to straight worksurface width, or sum of VDT corner and return widths.

Use back of worksurface screen for VDT applications where one side is backed by a vertical panel.

VDT worksurfaces will accept back screens on only one back edge.

Back screens may not be used at the end of a straight worksurface; use end screens in this application.

Privacy screens are not available in a combination of fabrics.

Back of worksurface screens are full dimension: two smaller screens may be substituted for a larger one. For example, if using fabric grades 20-70, specify two 36" screens for a 72" surface.

Between back-to-back straight or VDT worksurfaces specify a single 3/4" back screen. This allows back-to-back 23 5/8"D or 29 5/8"D worksurfaces to plan on a precise 6" module.

15" high screens are used for a 42" horizon.

19"H screens are used to fill in space between worksurface and Morrison overhead.

22"H screens fill the space between worksurface and Reuter overhead.

All but shared end screens start at the bottom of the worksurface.

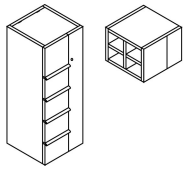
Privacy screens are supported by brackets fastened at worksurface inserts. Privacy screens include mounting brackets, insert kit, and stiffener clip.

For replacement screen stiffeners see Accessories page.

Privacy screens may be specified to achieve ASTM E-84 Class "A" flamespread rating.

# Morrison vertical storage options kiosk

description	width	depth	height	pattern number	Paint
Options Kiosk	24"	24"	18"	<b>LV3-S18S-(L/R)-( )-Q</b>	\$1,644.
	24"	24"	56"	<b>LV3-S56-(L/R)-( )-Q</b>	5,114.
	24"	30"	64"	<b>LV3-D64-(L/R)-( )-Q</b>	5,536.
	30"	24"	64"	<b>LV3-W64-(L/R)-( )-Q</b>	6,903.

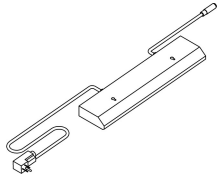


Order Code	Specification Information	Application Notes
Example: <b>MV3-D64F-R612-Q</b>	<i>Specify Melamine finishes for sides, top, and back of Options Kiosk.</i>	
<b>MV3</b> Vertical storage		
<b>D</b> 30" deep		
<b>64</b> Height	Options Kiosk fronts may be specified in any standard Morrison painted finish. Sides, top and back are available in melamine only. Kiosk storage is available in full painted finishes only.	Options Kiosks are freestanding wood construction vertical storage with four Morrison file drawers, hinged door cabinet, and coat storage with door. Options Kiosks have painted fronts and melamine sides, back and interior. The melamine top is finished, with lock cams and a few pilot holes visible.
<b>F</b> Front access		
<b>R</b> Right door hinge		
<b>612</b> Case and front finish		
<b>Q</b> Standard Special		
	S- 24"W x 24"D D- 24"W x 30"D L- Hinged door for coats (shelves) on left R- Hinged door for coats (shelves) on right	Kiosks are identical to Options kiosks but painted on all surfaces. 64"H Kiosks include cabinet with hinged door over the file drawers. 18"H top cabinet attaches to 56"H Kiosk to create 74"H storage unit. Top cabinet includes front access hinged door storage over the coat storage and open shelves accessible from the sides.
	All kiosks have KnollKey lock for door, and internal sliding lock switch for files.	File supports for kiosk drawers must be ordered separately.
		Flat top caps may be specified separately to coordinate with Morrison panel top caps; vault-shaped cupolas may also be used to prevent storage above kiosk. Kiosk back panels and extended depth top caps or cupolas are used with adjacent vertical panels. Back panel is notched to connect to panel with brackets and trim included. Specify straight connector track same height as vertical panel, and hi/low top cap for post configurations, in width of adjacent panel.

# Morrison Network T5 Task Light Daisy Chain

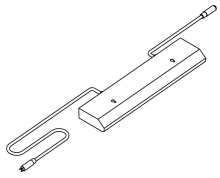
Standard Specials Systems

description	type	w	d	h	pattern no.	Standard	Advanced
Task Light, starter 9 ft. cord, fused male plug 1 ft. cord, female plug	Use with 24" and wider overhead	19"	4"	1 1/2"	<b>MN2T5E19( )DCS( )Q</b>	\$440.	n/a
	Use with 30" and wider overhead	25"	4"	1 1/2"	<b>MN2T5E25( )DCS( )Q</b>	456.	681.
	Use with 42" and wider overhead	37"	4"	1 1/2"	<b>MN2T5E37( )DCS( )Q</b>	499.	710.
	Use with 60" and wider overhead	49"	4"	1 1/2"	<b>MN2T5E49( )DCS( )Q</b>	583.	730.



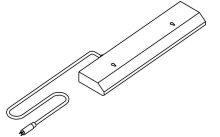
left hand shown

Task Light, adder 2 ft. cord, male plug 1 ft. cord, female plug	Use with 24" and wider overhead	19"	4"	1 1/2"	<b>MN2T5E19( )DCA( )Q</b>	478.	n/a
	Use with 30" and wider overhead	25"	4"	1 1/2"	<b>MN2T5E25( )DCA( )Q</b>	497.	723.
	Use with 42" and wider overhead	37"	4"	1 1/2"	<b>MN2T5E37( )DCA( )Q</b>	540.	751.
	Use with 60" and wider overhead	49"	4"	1 1/2"	<b>MN2T5E49( )DCA( )Q</b>	624.	771.



left hand shown

Task Light, ender 2 ft. cord, male plug	Use with 24" and wider overhead	19"	4"	1 1/2"	<b>MN2T5E19( )DCE( )Q</b>	335.	n/a
	Use with 30" and wider overhead	25"	4"	1 1/2"	<b>MN2T5E25( )DCE( )Q</b>	352.	578.
	Use with 42" and wider overhead	37"	4"	1 1/2"	<b>MN2T5E37( )DCE( )Q</b>	396.	606.
	Use with 60" and wider overhead	49"	4"	1 1/2"	<b>MN2T5E49( )DCE( )Q</b>	481.	625.

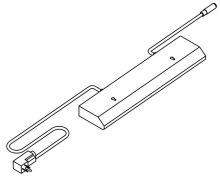


left hand shown

Order Code	Specification Information	Application Notes
Example: <b>MN2T5E19SDCSLQ</b>	<i>Specify:</i>	Task lights mount into the recess in the underside of overhead cabinets and shelves at least 6" wider than task light width.
<b>MN2</b> Task Light	Width - Task Lights mount in cabinets and shelves at least 5" wider than light width.	Morrison Network task lights are mounted inside the horizontal beam of the overhead support.
<b>T5</b> T5 lamp	1. Type: (S) Standard (A) Advanced	Task light cord may be managed in either stanchion to desk support wireway.
<b>E</b> Electronic ballast	2. Handedness L= Left handed ( male plug on user's left side) R=Right handed ( male plug on user's right side)	Maximum total in a chain = (1) starter + (3) adders + (1) ender.
<b>19</b> Width	All housings are black.	Task lights include T5 cool white (4100K) fluorescent lamp, electronic ballast, prismatic lens, rocker switch, one cord exit management clip and mounting hardware.
<b>S</b> Standard		Task lights are TCLP compliant and meet requirements of California Title 24.
<b>DC</b> Daisy chain		Advanced task lights are fitted with ballast and lamp compliant with LEED requirements.
<b>S</b> Starter		
<b>L</b> Left handed		
<b>Q</b> Special		

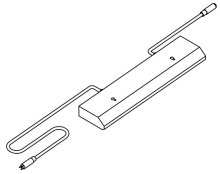
# Morrison Options T5 Task Light Daisy Chain

description	type	w	d	h	pattern no.	Standard	Advanced
Task Light, starter 9 ft. cord, fused male plug 1 ft. cord, female plug	Use with 24" and wider overhead	19"	4"	1 1/2"	<b>LL2T5E19( )DCS( )Q</b>	\$384.	n/a
	Use with 30" and wider overhead	25"	4"	1 1/2"	<b>LL2T5E25( )DCS( )Q</b>	441.	681.
	Use with 42" and wider overhead	37"	4"	1 1/2"	<b>LL2T5E37( )DCS( )Q</b>	471.	710.
	Use with 60" and wider overhead	49"	4"	1 1/2"	<b>LL2T5E49( )DCS( )Q</b>	526.	730.



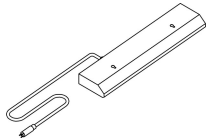
left hand shown

Task Light, adder 2 ft. cord, male plug 1 ft. cord, female plug	Use with 24" and wider overhead	19"	4"	1 1/2"	<b>LL2T5E19( )DCA( )Q</b>	424.	n/a
	Use with 30" and wider overhead	25"	4"	1 1/2"	<b>LL2T5E25( )DCA( )Q</b>	481.	723.
	Use with 42" and wider overhead	37"	4"	1 1/2"	<b>LL2T5E37( )DCA( )Q</b>	512.	751.
	Use with 60" and wider overhead	49"	4"	1 1/2"	<b>LL2T5E49( )DCA( )Q</b>	567.	771.



left hand shown

Task Light, ender 2 ft. cord, male plug	Use with 24" and wider overhead	19"	4"	1 1/2"	<b>LL2T5E19( )DCE( )Q</b>	280.	n/a
	Use with 30" and wider overhead	25"	4"	1 1/2"	<b>LL2T5E25( )DCE( )Q</b>	336.	578.
	Use with 42" and wider overhead	37"	4"	1 1/2"	<b>LL2T5E37( )DCE( )Q</b>	367.	606.
	Use with 60" and wider overhead	49"	4"	1 1/2"	<b>LL2T5E49( )DCE( )Q</b>	421.	625.



left hand shown

Order Code	Specification Information	Application Notes
Example: <b>LL2T5E19SDCSLQ</b>	<i>Specify:</i>	Task lights mount into the recess in the underside of overhead cabinets and shelves at least 6" wider than task light width.
<b>LL2</b> Task Light	Width - Task Lights mount in cabinets and shelves at least 5" wider than light width.	Maximum total in a chain = (1) starter + (3) adders + (1) ender.
<b>T5</b> T5 lamp	1. Type: (S) Standard (A) Advanced	Task lights include T5 cool white (4100K) fluorescent lamp, electronic ballast, prismatic lens, rocker switch, one cord exit management clip and mounting hardware.
<b>E</b> Electronic ballast	2. Handedness: L= Left handed ( male plug on user's left side) R=Right handed ( male plug on user's right side)	Task light cordset is center exit. On smaller units cord exit is off-center, but still not handed.
<b>19</b> Width	All housings are black.	Task lights are TCLP compliant and meet requirements of California Title 24.
<b>S</b> Standard		Advanced task lights are fitted with ballast and lamp compliant with LEED requirements.
<b>DC</b> Daisy chain		
<b>S</b> Starter		
<b>L</b> Left handed		
<b>Q</b> Special		

## Wood Finishes

### V1 Techwood

Natural Edge	Synthetic Edge	Finish
Y316	S316	Maple
Y319	S319	Cherry
Y323	S323	Medium Walnut
Y326	S326	Dark Mahogany
Y329	S329	Medium Oak
Y342	S342	Medium Teak *
Y344	S344	Espresso
Y811	S811	Natural
Y821	S821	Blond Maple
Y831	S831	Light Cherry
Y851	S851	Black Oak
Y881	S881	Light Walnut
Y882	S882	Dove Grey *
Y883	S883	Pangar Wenge

### V2 Natural Veneers / Premium Techwood

Natural Edge	Synthetic Edge	Finish
V312	R312	Bronze Cherry
V316	R316	Maple
V319	R319	Medium Cherry
V411	R411	Light Walnut
V412	R412	Natural Cherry
V413	R413	Sand Oak (Open pore)
V414	R414	Natural Oak
V415	R415	Peacock Green Walnut
V417	R417	Old English Walnut
V421	R421	Chalk Oak
V423	R423	Light Oak
V433	R433	Light Fawn Cherry
V436	R436	Medium Brown Cherry
V439	R439	Straight Anigre

### V2 Natural Veneers / Premium Techwood (cont.)

Natural Edge	Synthetic Edge	Finish
V440	R440	Natural Hemlock (QC)
Y841	S841	Ebony (Open pore)*
Y861	S861	Grigio (Open pore)*
Y884	S884	White Pine (Open pore)*

### V3 Premium Veneer

Natural Edge	Synthetic Edge	Finish
V512	R512	Figured Anigre
V514	R514	Makore
V515	R515	Figured Sycamore
V517	R517	Natural Sapele
V518	R518	Natural Chestnut

**\*Note:**

- Finishes with \* are NOT available on Reff Optional Edges.
- All finishes shift in color over time, this natural aging process varies by material.
- Synthetic Edge option is available on worksurfaces, only.

## Laminates

### Core Laminate Surface / Edge

111	Jet Black
114	Folkstone Grey
115	Medium Grey
117	Soft Grey
118	Bright White
119	Pumice
121	Micro Grey *
122	Brushed Sand *
123	Brushed Grey *
128	Fog
129	Micro Sand *

\*121, 122, 123, 129 Not available with matching edge option, and only available on worksurfaces.

\*121, 122, 123, 129 Not available for Panel post covers, post caps, top trims, end trims.

LW Marker Board - Available for panels, Task panels and sliding display boards.

Note: All core Laminate worksurfaces are available with optional edge finish. (unless otherwise noted)  
ie; A worksurface in 118, can have 139 edge finish.

### Wood Grain Laminates Surface / Edge

124	Medium Cherry
125	Natural Maple
126	Natural Cherry
127	Walnut
139	Light Ash
140	Warm Ash
141	Whitened Ash
142	Grey Ash
143	Classic Oak
144	Graphite Pear
145	Zebra

Wood Grain Laminates are NOT available on the following components:

- Storage with J Pull option
- Administrative and Reception products
- Worksurfaces with optional edge profiles
- Panel post covers, post caps, top trims, end trims and panels with beltway options

### Impact Resistant Laminate

#### Core & Wood Grain Laminates Surface / Edge

911	Jet Black
914	Folkstone Grey
917	Soft Grey
918	Bright White
919	Pumice
924	Medium Cherry
925	Natural Maple
926	Natural Cherry
927	Walnut
928	Fog

**Note:** The Rules of Core and Wood grain Laminates, applies to the Impact Resistant Laminates.

\*25% Upcharge applies to the laminate pricing for the Impact Resistant Laminates.

**Important Note:**

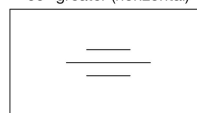
Wood grain direction depends on the width of the product.

For any vertical surface, ie; modesty panels, overheads and hutches, **up to 60"** wide, the grain direction will be **vertical**. For any vertical surface **greater than 60"** wide, the grain direction is **horizontal**.

up to 60" (vertical)

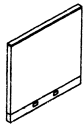

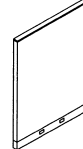


60" greater (horizontal)



Note: Pedestals and Cabinets with metal interior, when specified in "Wood Grain Laminate" or "Veneer", the shelves are painted black.

Reff Panels  
*Monolithic*  
 34", 42" and 49" high

description	h	w	pattern no.	V1	V2	V3
Wood/Wood Regular Accoustics		18"	QR3B0P (11/22/33) 3418 ( ) ( )	\$929.	\$954.	\$1,286.
		20"	QR3B0P (11/22/33) 3420 ( ) ( )	929.	954.	1,286.
		24"	QR3B0P (11/22/33) 3424 ( ) ( )	991.	1,018.	1,374.
		30"	QR3B0P (11/22/33) 3430 ( ) ( )	1,062.	1,092.	1,475.
		36"	QR3B0P (11/22/33) 3436 ( ) ( )	1,129.	1,161.	1,567.
		42"	QR3B0P (11/22/33) 3442 ( ) ( )	1,301.	1,338.	1,805.
		48"	QR3B0P (11/22/33) 3448 ( ) ( )	1,351.	1,390.	1,874.
	42"	18"	QR3B0P (11/22/33) 4218 ( ) ( )	821.	848.	1,143.
		20"	QR3B0P (11/22/33) 4220 ( ) ( )	821.	848.	1,143.
		24"	QR3B0P (11/22/33) 4224 ( ) ( )	833.	857.	1,157.
		30"	QR3B0P (11/22/33) 4230 ( ) ( )	998.	1,030.	1,391.
		36"	QR3B0P (11/22/33) 4236 ( ) ( )	1,083.	1,112.	1,502.
		42"	QR3B0P (11/22/33) 4242 ( ) ( )	1,206.	1,236.	1,670.
		48"	QR3B0P (11/22/33) 4248 ( ) ( )	1,322.	1,360.	1,838.
		60"	QR3B0P (11/22/33) 4260 ( ) ( ) *	1,439.	1,480.	1,999.
		66"	QR3B0P (11/22/33) 4266 ( ) ( ) *	1,492.	1,535.	2,075.
	49"	18"	QR3B0P (11/22/33) 4918 ( ) ( )	912.	938.	1,267.
		20"	QR3B0P (11/22/33) 4920 ( ) ( )	912.	938.	1,267.
		24"	QR3B0P (11/22/33) 4924 ( ) ( )	938.	1,030.	1,391.
		30"	QR3B0P (11/22/33) 4930 ( ) ( )	1,129.	1,161.	1,567.
		36"	QR3B0P (11/22/33) 4936 ( ) ( )	1,219.	1,254.	1,690.
		42"	QR3B0P (11/22/33) 4942 ( ) ( )	1,345.	1,384.	1,868.
		48"	QR3B0P (11/22/33) 4948 ( ) ( )	1,522.	1,561.	2,107.
		60"	QR3B0P (11/22/33) 4960 ( ) ( ) *	1,642.	1,687.	2,278.
		66"	QR3B0P (11/22/33) 4966 ( ) ( ) *	1,695.	1,702.	2,296.
		72"	QR3B0P (11/22/33) 4972 ( ) ( ) *	1,749.	1,798.	2,427.

Reff System



Order Code	Specification Information	Application Notes
Example: <b>QR3B0PLL3418-A4K</b>	<i>To order please specify pattern number including:</i>	
<b>QR3</b> Reff Generation 3 Special	1. Top trim profile	1. Top trim profile: A = Flat B = Square C = Bullnose E = Extruded aluminum, anodized finish only
<b>B0</b> No Beltway	2. Base height	2. Base height: 4 = 4" base height 6 = 6" base height (add \$50 per panel for this option)
<b>P</b> Monolithic panel	3. Knockout option (K = with knockouts, N = without knockouts)	Applicable finishes are listed on page 86.
<b>LL</b> Lamination on both sides	4. Panel side 1 finish(s) inside	Product on this page will accept wood grain laminate where laminate is currently an option.
<b>34</b> 34" high	5. Panel side 2 finish(s) outside	
<b>18</b> 18" wide	6. Top trim finish	
<b>(A)</b> Flat style top trim	7. Base finish	
<b>(4)</b> 4" base height	8. <i>Optional:</i> specify (M) for panel frame to be milled for ported components. \$15 list upcharge applicable	
<b>(K)</b> Include knockouts in base		
<b>118</b> Laminate selection - side 1		All panels on this page accept stacking modules except those indicated with an asterisk.
<b>118</b> Laminate selection - side 2		6" Raceway option increases panel height by 2 3/4".
<b>V316</b> Maple (top trim finish)		All panels on this page have no high acoustical option or Beltway option.
<b>118</b> Bright White (base finish)		Product on this page can be attached to posts 34"H, other 34", 42", 49", 64", and 79" panels without beltway. To attach 34"H panels to Beltway posts over 34"H, order appropriate attachment kit from standard Reff price list.
		79"H hookstrip reveal strips are ordered separately from page the standard Reff price list at no charge.
		* These panel widths do not accept stacking modules.



# Reff Panels

## Monolithic

### 64" and 79" high

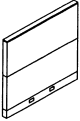
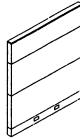
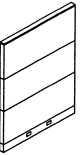
description	h	w	pattern no.	V1	V2	V3
Wood/Wood Regular Acoustics		18"	QR3B0P (11/22/33) 6418 ( ) ( )	\$1,087.	\$1,115.	\$1,505.
		20"	QR3B0P (11/22/33) 6420 ( ) ( )	1,087.	1,115.	1,505.
		24"	QR3B0P (11/22/33) 6424 ( ) ( )	1,187.	1,220.	1,646.
		30"	QR3B0P (11/22/33) 6430 ( ) ( )	1,344.	1,383.	1,867.
		36"	QR3B0P (11/22/33) 6436 ( ) ( )	1,449.	1,492.	2,016.
		42"	QR3B0P (11/22/33) 6442 ( ) ( )	1,606.	1,653.	2,232.
		48"	QR3B0P (11/22/33) 6448 ( ) ( )	1,808.	1,862.	2,514.
		60"	QR3B0P (11/22/33) 6460 ( ) ( ) *	1,961.	2,016.	2,719.
		66"	QR3B0P (11/22/33) 6466 ( ) ( ) *	2,026.	2,084.	2,816.
		72"	QR3B0P (11/22/33) 6472 ( ) ( ) *	2,095.	2,156.	2,910.
		18"	QR3B0P (11/22/33) 7918 ( ) ( ) *	1,366.	1,409.	1,900.
		20"	QR3B0P (11/22/33) 7920 ( ) ( ) *	1,363.	1,409.	1,900.
		24"	QR3B0P (11/22/33) 7924 ( ) ( ) *	1,497.	1,540.	2,079.
		30"	QR3B0P (11/22/33) 7930 ( ) ( ) *	1,689.	1,739.	2,346.
		36"	QR3B0P (11/22/33) 7936 ( ) ( ) *	1,838.	1,893.	2,554.
		42"	QR3B0P (11/22/33) 7942 ( ) ( ) *	2,036.	2,095.	2,828.
		48"	QR3B0P (11/22/33) 7948 ( ) ( ) *	2,276.	2,341.	3,160.
		60"	QR3B0P (11/22/33) 7960 ( ) ( ) *	2,449.	2,522.	3,402.
		66"	QR3B0P (11/22/33) 7966 ( ) ( ) *	2,501.	2,571.	3,471.
		72"	QR3B0P (11/22/33) 7972 ( ) ( ) *	2,548.	2,623.	3,544.

Order Code	Specification Information	Application Notes
Example: <b>QR3B0PLL3418-A4K</b>	<i>To order please specify pattern number including:</i>	
<b>QR3</b> Reff Generation 3 Special	1. Top trim profile	1. Top trim profile: A = Flat B = Square C = Bullnose E = Extruded aluminum, anodized finish only
<b>B0</b> No Beltway	2. Base height	2. Base height: 4 = 4" base height 6 = 6" base height (add \$50 per panel for this option)
<b>P</b> Monolithic panel	3. Knockout option (K = with knockouts, N = without knockouts)	Applicable finishes are listed on page 86.
<b>LL</b> Laminate on both sides	4. Panel side 1 finish(s) inside	Product on this page will accept wood grain laminate where laminate is currently an option.
<b>34</b> 34" high	5. Panel side 2 finish(s) outside	
<b>18</b> 18" wide	6. Top trim finish	
<b>(A)</b> Flat style top trim	7. Base finish	
<b>(4)</b> 4" base height	8. <i>Optional:</i> specify (M) for panel frame to be milled for ported components. \$15 list upcharge applicable	
<b>(K)</b> Include knockouts in base		
<b>118</b> Laminate selection - side 1		All panels on this page accept stacking modules.
<b>118</b> Laminate selection - side 2		6" Raceway option increases panel height by 2 3/4".
<b>V316</b> Maple (top trim finish)		All panels on this page have no high acoustical option or Beltway option except those indicated with an asterisk.
<b>118</b> Bright White (base finish)		Product on this page can be attached to posts 34"H, other 34", 42", 49", 64", and 79" panels without beltway. To attach 34"H panels to Beltway posts over 34"H, order appropriate attachment kit from the standard Reff price list.
		79"H hookstrip reveal strips are ordered separately from page standard Reff price list at no charge.
		* These panel widths do not accept stacking modules.

# Reff Panels

## Tiled

### 34", 42" and 49" High

description	h	w	pattern no.	V1	V2	V3
Wood/Wood Regular Acoustics		18"	<b>QR3B0T (11/22/33) 3418 ( ) ( )</b>	\$1,033.	\$1,063.	\$1,435.
		20"	<b>QR3B0T (11/22/33) 3420 ( ) ( )</b>	1,033.	1,063.	1,435.
		24"	<b>QR3B0T (11/22/33) 3424 ( ) ( )</b>	1,104.	1,136.	1,531.
		30"	<b>QR3B0T (11/22/33) 3430 ( ) ( )</b>	1,175.	1,205.	1,631.
		36"	<b>QR3B0T (11/22/33) 3436 ( ) ( )</b>	1,243.	1,278.	1,726.
		42"	<b>QR3B0T (11/22/33) 3442 ( ) ( )</b>	1,413.	1,454.	1,965.
		48"	<b>QR3B0T (11/22/33) 3448 ( ) ( )</b>	1,458.	1,500.	2,024.
	42"	18"	<b>QR3B0T (11/22/33) 4218 ( ) ( )</b>	1,161.	1,193.	1,610.
		20"	<b>QR3B0T (11/22/33) 4220 ( ) ( )</b>	1,161.	1,193.	1,610.
		24"	<b>QR3B0T (11/22/33) 4224 ( ) ( )</b>	1,233.	1,268.	1,713.
		30"	<b>QR3B0T (11/22/33) 4230 ( ) ( )</b>	1,317.	1,355.	1,830.
		36"	<b>QR3B0T (11/22/33) 4236 ( ) ( )</b>	1,392.	1,430.	1,933.
		42"	<b>QR3B0T (11/22/33) 4242 ( ) ( )</b>	1,554.	1,595.	2,156.
		48"	<b>QR3B0T (11/22/33) 4248 ( ) ( )</b>	1,628.	1,674.	2,260.
	49"	18"	<b>QR3B0T (11/22/33) 4918 ( ) ( )</b>	1,299.	1,337.	1,804.
		20"	<b>QR3B0T (11/22/33) 4920 ( ) ( )</b>	1,299.	1,337.	1,804.
		24"	<b>QR3B0T (11/22/33) 4924 ( ) ( )</b>	1,378.	1,416.	1,911.
		30"	<b>QR3B0T (11/22/33) 4930 ( ) ( )</b>	1,473.	1,516.	2,046.
		36"	<b>QR3B0T (11/22/33) 4936 ( ) ( )</b>	1,554.	1,595.	2,156.
		42"	<b>QR3B0T (11/22/33) 4942 ( ) ( )</b>	1,731.	1,782.	2,404.
		48"	<b>QR3B0T (11/22/33) 4948 ( ) ( )</b>	1,818.	1,873.	2,530.

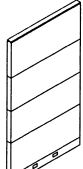
Reff System

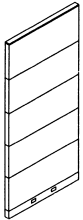
Order Code	Specification Information	Application Notes
Example: <b>QR3B0TFF3418-A4K</b>	<i>To order please specify pattern number including:</i>	
<b>QR3</b> Reff Generation 3 Special	1. Top trim profile 2. Base height 3. Knockout option (K = with knockouts, N = without knockouts)	34"h add per panel: \$30 for 18w and 20w \$32 for 24w and 30w \$34 for 36w and 42w \$46 for 48w
<b>B0</b> No Beltway	4. Panel side 1 finish(s) inside 5. Panel side 2 finish(s) outside 6. Top trim finish 7. Base finish	42"h add per panel: \$52 for 18w and 20w \$58 for 24w and 30w \$70 for 36w and 42w \$86 for 48w
<b>T</b> Tiled panel	8. <i>Optional:</i> specify (M) for panel frame to be milled for ported components. \$15 list upcharge applicable	49"h add per panel: \$52 for 18w and 20w \$58 for 24w and 30w \$70 for 36w and 42w \$86 for 48w
<b>FF</b> Fabric on both sides		All panels on this page have no high acoustical option or Beltway option. Product on this page can be attached to posts 34"H, other 34", 42", 49", 64", and 79" panels without beltway. To attach 34" high panels to Beltway posts, order appropriate attachment kits from page standard Reff price list.
<b>34</b> 34" high		The panels on this page will accept stacking modules to increase their height on 18" to 48"W panels only. The 60" to 72"W panels will not accept stacking modules on top of themselves.
<b>18</b> 18" wide		79"H hookstrip reveal strips are ordered separately from standard Reff price list at no charge.
<b>A</b> Flat style top trim		
<b>4</b> 4" base height		
<b>K</b> Include knockouts in base		
<b>W281</b> Fabric selection - side 1		
<b>W281</b> Fabric selection - side 2		
<b>V316</b> Maple (top trim finish)		
<b>111</b> Jet Black (base finish)		
	1. <i>Top trim profile:</i> A = Flat B = Square C = Bullnose E = Extruded Aluminum, anodized finish only 2. <i>Base height:</i> 4 = 4" base height 6 = 6" base height (add \$50 per panel) 3. <i>Tile divider: (E option) applies to both sides</i>	All panels on this page accept stacking modules.  6" Raceway option increases panel height by 2 3/4".  Applicable finishes are listed on page 86.  Product on this page will accept wood grain laminate where laminate is currently an option.

# Reff Panels

## Tiled

### 64" and 79" High

description	h	w	pattern no.	V1	V2	V3
Wood/Wood Regular Acoustics		18"	<b>QR3B0T (11/22/33) 6418 ( ) ( )</b>	\$1,519.	\$1,562.	\$2,108.
		20"	<b>QR3B0T (11/22/33) 6420 ( ) ( )</b>	1,519.	1,562.	2,108.
		24"	<b>QR3B0T (11/22/33) 6424 ( ) ( )</b>	1,609.	1,655.	2,236.
		30"	<b>QR3B0T (11/22/33) 6430 ( ) ( )</b>	1,716.	1,762.	2,381.
		36"	<b>QR3B0T (11/22/33) 6436 ( ) ( )</b>	1,807.	1,861.	2,510.
		42"	<b>QR3B0T (11/22/33) 6442 ( ) ( )</b>	2,026.	2,084.	2,816.
		48"	<b>QR3B0T (11/22/33) 6448 ( ) ( )</b>	2,127.	2,188.	2,952.

	18"	<b>QR3B0T (11/22/33) 7918 ( ) ( )</b>	1,890.	1,943.	2,621.
	20"	<b>QR3B0T (11/22/33) 7920 ( ) ( )</b>	1,890.	1,943.	2,621.
	24"	<b>QR3B0T (11/22/33) 7924 ( ) ( )</b>	1,997.	2,055.	2,774.
	30"	<b>QR3B0T (11/22/33) 7930 ( ) ( )</b>	2,095.	2,156.	2,910.
	36"	<b>QR3B0T (11/22/33) 7936 ( ) ( )</b>	2,198.	2,263.	3,055.
	42"	<b>QR3B0T (11/22/33) 7942 ( ) ( )</b>	2,460.	2,531.	3,416.
	48"	<b>QR3B0T (11/22/33) 7948 ( ) ( )</b>	2,569.	2,644.	3,572.

#### Order Code

Example: <b>QR3B0TFF3418-A4K</b>	
<b>QR3</b>	Reff Generation 3 Special
<b>B0</b>	No Beltway
<b>T</b>	Tiled panel
<b>FF</b>	Fabric on both sides
<b>34</b>	34" high
<b>18</b>	18" wide
<b>A</b>	Flat style top trim
<b>4</b>	4" base height
<b>K</b>	Include knockouts in base
<b>W281</b>	Fabric selection - side 1
<b>W281</b>	Fabric selection - side 2
<b>V316</b>	Maple (top trim finish)
<b>111</b>	Jet Black (base finish)

To order please specify pattern number including:

1. Top trim profile
2. Base height
3. Knockout option  
(K = with knockouts,  
N = without knockouts)
4. Panel side 1 finish(s) inside
5. Panel side 2 finish(s) outside
6. Top trim finish
7. Base finish
8. *Optional:* specify (M) for panel frame to be milled for ported components. \$15 list upcharge applicable

1. *Top trim profile:*

A = Flat  
B = Square  
C = Bullnose  
E = Extruded Aluminum, anodized finish only

2. *Base height:*

4 = 4" base height  
6 = 6" base height (add \$50 per panel)

3. *Tile divider: (E option) applies to both sides*

64" h add per panel:  
\$80 for 18w and 20w  
\$88 for 24w and 30w  
\$98 for 36w and 42w  
\$130 for 48w

79" h add per panel:  
\$106 for 18w and 20w  
\$122 for 24w and 30w  
\$130 for 36w and 42w  
\$174 for 48w

All panels on this page accept stacking modules.

6" Raceway option increases panel height by 2<sup>3</sup>/<sub>4</sub>".

Applicable finishes are listed on page 86.

Product on this page will accept wood grain laminate where laminate is currently an option.

#### Application Notes



All panels on this page have no high acoustical option or Beltway option. Product on this page can be attached to posts 34"H, other 34", 42", 49", 64", and 79" panels without beltway. To attach 34" high panels to Beltway posts, order appropriate attachment kits from the standard Reff price list.

The panels on this page will accept stacking modules to increase their height on 18" to 48"W panels only. The 60" to 72"W panels will not accept stacking modules on top of themselves.

79"H hookstrip reveal strips are ordered separately from the standard Reff price list at no charge.

# Reff Panels

## Stacking modules and Slatwall

description	height	width	pattern no.	Paint	AA	V1	V2	V3
Wood/Wood Regular Acoustics 	8"	18"	QR3S (11/22/33) 0818 ( ) ( )			\$332.	\$341.	\$462.
	8"	20"	QR3S (11/22/33) 0820 ( ) ( )			332.	341.	462.
	8"	24"	QR3S (11/22/33) 0824 ( ) ( )			345.	354.	479.
	8"	30"	QR3S (11/22/33) 0830 ( ) ( )			382.	393.	530.
	8"	36"	QR3S (11/22/33) 0836 ( ) ( )			422.	436.	587.
	8"	42"	QR3S (11/22/33) 0842 ( ) ( )			454.	469.	633.
	8"	48"	QR3S (11/22/33) 0848 ( ) ( )			488.	502.	681.
	15"	18"	QR3S (11/22/33) 1518 ( ) ( )			447.	460.	621.
	15"	20"	QR3S (11/22/33) 1520 ( ) ( )			447.	460.	621.
	15"	24"	QR3S (11/22/33) 1524 ( ) ( )			470.	483.	651.
	15"	30"	QR3S (11/22/33) 1530 ( ) ( )			521.	533.	720.
	15"	36"	QR3S (11/22/33) 1536 ( ) ( )			565.	583.	787.
	15"	42"	QR3S (11/22/33) 1542 ( ) ( )			617.	637.	858.
	15"	48"	QR3S (11/22/33) 1548 ( ) ( )			662.	683.	920.
	Slatwall 	15"	18"	QR2 SLAT 1518 ( )	241.	288.		
15"		20"	QR2 SLAT 1520 ( )	257.	303.			
15"		24"	QR2 SLAT 1524 ( )	278.	327.			
15"		30"	QR2 SLAT 1530 ( )	335.	395.			
15"		36"	QR2 SLAT 1536 ( )	372.	441.			
15"		42"	QR2 SLAT 1542 ( )	431.	508.			
15"		48"	QR2 SLAT 1548 ( )	487.	576.			

Available in anodized aluminum (AA) & painted finishes  
Screws directly to panel frame

### Order Code

Example:	<b>QR3SLL0820</b>
<b>QR3</b>	Reff Generation 3
<b>S</b>	Stacking module
<b>LL</b>	Laminate/Laminate
<b>08</b>	8" high
<b>20</b>	20" wide
<b>118</b>	Laminate selection - side 1
<b>118</b>	Laminate selection - side 2

### Specification Information

- To order please specify:*
1. Pattern number including height and width
  2. Panel side 1 finish
  3. Panel side 2 finish

Product on this page will accept wood grain laminate where laminate is currently an option.

### Application Notes

- \* Not for use on 79"H panels.
- \*\* Suitable only for top of any panel. Cannot be stacked upon.
- 8" module will not accept additional modules on top.
- Use of 8" module on panel heights other than 34" h will require custom end trims and Hi-Lo parts.
- Stacking modules on this page are high acoustic with a hard board septum and fiberglass.
- Slatwall can be retrofitted on Reff panels only and is not compatible with other product lines.

# Reff Panels

## *Midspan Off-set T-connectors*

Standard Specials Systems

description	h	pattern no.	list
Mid-Span Connector	42"	<b>QS9G5875</b>	\$365.
To be used with Generation 3 panels only	49"	<b>QS9G5498</b>	391.
	64"	<b>QS9G5499</b>	509.
	79"	<b>QS9G5876</b>	551.
<i>attach mid-span of a panel</i>			
Offset T-connectors	42"	<b>QS994873</b>	501.
	49"	<b>QS9A8003</b>	531.
	64"	<b>QS9A8002</b>	574.
	79"	<b>QS9B2960</b>	614.

### Order Code

### Specification Information

### Application Notes

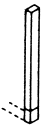
To be used in creating a panel run for visual separation only. Panels running off above connectors **are not loadbearing!**

Spine panel must be 1 piece and not a stackable creation.

Perpendicular panel can be 1 piece made of stackable modules.

# Reff Panels

## End trim, base drape & base raceway

description	h	w	pattern no.	Profile (A/B/C)	Profile (E)	list
 End trim with hookstrip	57"		QR2ES4215( ) ( ) ( ) ( )	\$422.	\$292.	
	57"		QR2ES498( ) ( ) ( ) ( )	422.	292.	
	72"		QR2ES49158( ) ( ) ( ) ( )	515.	330.	
	72"		QR2ES648( ) ( ) ( ) ( )	515.	330.	
1" h base drape & rigidizer	1"	96"	QS990981			194.
2" h base drape & rigidizer	2"	96"	QS9A5986			380.
Base raceway with 2 extra date knockouts	4"	36"	QS9G2425			168.
	4"	42"	QS9G2320			193.
	4"	48"	QS9G2321			199.

Order Code	Specification Information	Application Notes
Example: <b>QR2ES49158-A-6-V316-111</b> <b>QR2</b> Reff Generation 2 <b>ES</b> End trim <b>49158</b> 49+15+8=72" high <b>A</b> Flat profile <b>6</b> 6" base height <b>N</b> Non electrical base <b>V316</b> Trim finish, Maple <b>111</b> Jet Black (base finish)	<p><i>To order please specify pattern number including:</i></p> <p>End trim:</p> <ol style="list-style-type: none"> <li>Trim profile  <i>A = flat</i>  <i>B = square</i>  <i>C = bullnose</i>  <i>E = extruded aluminum</i></li> <li>Base height option  <i>4 = 4"</i>  <i>6 = 6"</i></li> <li>Base type  <i>E = electrical entry</i>  <i>N = standard base</i></li> <li>Finish, end trim  <i>If profile A, B or C specify V1, V2, V3 or painted to match laminate</i>  <i>If profile E specify AA-anodized aluminum or painted finish from page 0 excluding silver</i></li> <li>Finish, end trim base  <i>painted or plated finish</i></li> </ol>	<p><b>Add \$25 list for each end trim with 6"H base option.</b> Does not apply to hi-lo end trims as they have no base.</p> <p>E profile end trim does not have base detail, but base height 4 or 6 required to determine overall height.</p> <p>End trim is for combination of panel and stackable module.</p> <p>Eg. QR2ES49158 is a 72" high end trim for a 49" h panel + 15" h stackable + 8" h stackable module. End trim for other panel combinations must be quoted thru custom product development.</p> <p>Base drape is for preventing light gap at base of a panel of a panel. Available in 8ft length and can be cut in field. Black finish only.</p> <p>Base raceway has 4 knockouts: 2 knockouts for electrical at standard location, 2 knockouts for date/communication at special location (5 3/4" from each end). Includes 4 standard knockout cover plates.</p> <p>Other panel widths are not available with extra data knockouts.</p>

# Reff Panels

## *U-channel wall starter cover*

Standard Specials Systems

description	h	w	d	pattern no.	list
U-channel wall starter cover (does not cover hookstrip)	34"	2 1/2"	13/16"	<b>QRWSU34( )</b>	\$472.
	42"	2 1/2"	13/16"	<b>QRWSU42( )</b>	577.
	49"	2 1/2"	13/16"	<b>QRWSU49( )</b>	673.
	64"	2 1/2"	13/16"	<b>QRWSU64( )</b>	884.
	79"	2 1/2"	13/16"	<b>QRWSU79( )</b>	1,088.
U-channel wall starter cover (covers hookstrip)	34"	2 1/2"	1 1/16"	<b>QRWSUH34( )</b>	472.
	42"	2 1/2"	1 1/16"	<b>QRWSUH42( )</b>	577.
	49"	2 1/2"	1 1/16"	<b>QRWSUH49( )</b>	673.
	64"	2 1/2"	1 1/16"	<b>QRWSUH64( )</b>	884.
	79"	2 1/2"	1 1/16"	<b>QRWSUH79( )</b>	1,088.
U-channel wall starter cover Field to ceiling	21"	2 1/2"	1 1/16"	<b>QRFTCWSUH21( )</b>	299.
	25"	2 1/2"	1 1/16"	<b>QRFTCWSUH25( )</b>	351.
	37"	2 1/2"	1 1/16"	<b>QRFTCWSUH37( )</b>	509.

### Order Code

Example: <b>QRWSUH79-6-111</b>
<b>QR</b> Reff
<b>WS</b> Wall starter
<b>U</b> U-channel cover
<b>H</b> Hookstrip portion covered
<b>6</b> 6" base height
<b>111</b> Paint finish, jet black

### Specification Information

*To order please specify pattern number including:*

1. Base height option  
4 = 4"  
6 = 6" (add \$25 for this option)
2. Paint finish only

### Application Notes

The U-channel is for covering up a wall starter. Hookstrip portion can be covered as well. Please note that if hookstrip portion is covered, panel-hung components and brackets cannot be used.

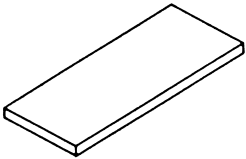
The U-channel is placed between drywall and wall starter. Slots in channel align with pre-drilled holds on wall on wall starter to allow for in-field leveling. There is an electrical entry at base of channel.

Field to ceiling wall starter cover is intended for 4" h base wall starter only.

# Reff Worksurfaces

## 1 1/4" thick straight rectilinear

Standard Specials Systems

description	d	w	pattern no.	L	M/V1	V2	V3
Straight rectilinear work top 	20"	16"	QRSA161-N-()*	\$401.	\$446.	\$511.	\$693.
		102"	QRSA1021-()()	784.	865.	995.	1,344.
		108"	QRSA1081-()()	852.	935.	1,075.	1,451.
		114"	QRSA1141-()()	920.	1,003.	1,154.	1,558.
		120"	QRSA1201-()()	987.	1,073.	1,233.	1,667.
	24"	16"	QRSA162-N-()*	420.	469.	537.	726.
		102"	QRSA1022-()()	868.	958.	1,102.	1,488.
		108"	QRSA1082-()()	935.	1,028.	1,182.	1,594.
		114"	QRSA1142-()()	1,002.	1,095.	1,260.	1,702.
		120"	QRSA1202-()()	1,069.	1,164.	1,340.	1,807.
	30"	16"	QRSA163-N-()*	460.	509.	587.	791.
		102"	QRSA1023-()()	921.	1,020.	1,173.	1,583.
		108"	QRSA1083-()()	988.	1,089.	1,253.	1,689.
		114"	QRSA1143-()()	1,057.	1,157.	1,333.	1,797.
		120"	QRSA1203-()()	1,123.	1,227.	1,411.	1,904.
	36"	48"	QRSA484-()()	771.	858.	985.	1,333.
		54"	QRSA544-()()	797.	888.	1,021.	1,379.
		78"	QRSA784-()()	920.	1,019.	1,172.	1,581.
		84"	QRSA844-()()	987.	1,088.	1,252.	1,688.
		90"	QRSA904-()()	1,056.	1,156.	1,330.	1,796.
		96"	QRSA964-()()	1,122.	1,226.	1,410.	1,901.
		102"	QRSA1024-()()	1,191.	1,296.	1,488.	2,009.
		108"	QRSA1084-()()	1,257.	1,363.	1,567.	2,116.
		114"	QRSA1144-()()	1,325.	1,432.	1,646.	2,223.
		120"	QRSA1204-()()	1,392.	1,501.	1,726.	2,330.

Reff System

\* For creating freestanding pedestal using standard Reff pedestal. Counterweights must be ordered separately.

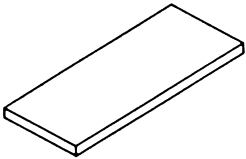
Order Code	Specification Information	Application Notes
Example: <b>QRSA903RL</b>	To order please specify pattern number including:	Products on this page are shipped without hardware which must be ordered separately from the support components section.
<b>QR</b> Reff Standard Special		
<b>S</b> Straight top	1. Grommet options:	Worksurface stiffeners recommended to provide additional support for open spans greater than 54" w.
<b>A</b> 1 1/4" thick	CF = Classic grommet in Flush location	
<b>90</b> 90" wide	PF = Profiles grommet in Flush location	
<b>3</b> 30" deep	N = No Grommet	
<b>CF</b> Grommet Option		
<b>111</b> Jet Black (grommet)	2. Grommet finishes:	These worksurfaces are predrilled with pilot holes for use with wood screws.
<b>L</b> Laminate finish	Painted or Plated	
<b>114</b> Folkstone grey	3. Finish type:	Classic type grommet sits even with top of the worksurface. Profiles type grommets have a 1/16" thick flange which rests above the worksurface.
	L = Laminate	<b>Note:</b> When specifying "plated" Classic grommet - The cap is plated and the sleeve comes in black only.
	M = Wood/laminate mixed	<b>Note:</b> Recessed grommet location is note recommended for 20" and 24" deep tops.
	1 = V1	
	2 = V2	
	3 = V3	
	Product on this page will accept woodgrain laminate where laminate is currently an option.	
	<b>Knoll accepts no responsibility for special grommet locations which interfere with support or other hardware. All requests for special grommet locations must be approved through custom product development.</b>	
	<b>Actual widths of worksurfaces are 1/16" less than nominal dimension. Actual depth is 1/8" less.</b>	



# Reff Worksurfaces

## 1 1/4" thick straight rectilinear + Post

Standard Specials Systems

description	d	w	pattern no.	lam.	M/V1	V2	V3
Straight rectilinear work top + Post 	20"	26 1/2"	QRSAP261-()()	\$439.	\$490.	\$563.	\$761.
		32 1/2"	QRSAP321-()()	464.	518.	593.	804.
		38 1/2"	QRSAP381-()()	482.	540.	622.	841.
		44 1/2"	QRSAP441-()()	507.	560.	644.	869.
		50 1/2"	QRSAP501-()()	526.	583.	669.	905.
		56 1/2"	QRSAP561-()()	569.	631.	724.	978.
		62 1/2"	QRSAP621-()()	582.	649.	748.	1,010.
		68 1/2"	QRSAP681-()()	616.	685.	785.	1,062.
		74 1/2"	QRSAP741-()()	623.	692.	795.	1,073.
		80 1/2"	QRSAP801-()()	660.	741.	852.	1,148.
		86 1/2"	QRSAP861-()()	691.	769.	884.	1,193.
		92 1/2"	QRSAP921-()()	718.	797.	916.	1,237.
		98 1/2"	QRSAP981-()()	784.	865.	995.	1,344.
		104 1/2"	QRSAP1041-()()	852.	935.	1,075.	1,451.
		110 1/2"	QRSAP1101-()()	920.	1,003.	1,154.	1,558.
	24"	26 1/2"	QRSAP262-()()	478.	529.	608.	821.
		32 1/2"	QRSAP322-()()	492.	554.	637.	859.
		38 1/2"	QRSAP382-()()	513.	567.	655.	883.
		44 1/2"	QRSAP442-()()	544.	611.	703.	949.
		50 1/2"	QRSAP502-()()	582.	649.	748.	1,010.
		56 1/2"	QRSAP562-()()	628.	699.	805.	1,085.
		62 1/2"	QRSAP622-()()	645.	720.	828.	1,118.
		68 1/2"	QRSAP682-()()	675.	751.	864.	1,166.
		74 1/2"	QRSAP742-()()	705.	787.	906.	1,224.
		80 1/2"	QRSAP802-()()	736.	821.	942.	1,273.
		86 1/2"	QRSAP862-()()	772.	857.	984.	1,330.
		92 1/2"	QRSAP922-()()	800.	889.	1,022.	1,381.
		98 1/2"	QRSAP982-()()	868.	958.	1,102.	1,488.
		104 1/2"	QRSAP1042-()()	935.	1,028.	1,182.	1,594.
		110 1/2"	QRSAP1102-()()	1,002.	1,095.	1,260.	1,702.
	30"	26 1/2"	QRSAP263-()()	517.	575.	661.	891.
		32 1/2"	QRSAP323-()()	555.	619.	713.	962.
		38 1/2"	QRSAP383-()()	578.	643.	741.	997.

### Order Code

Example:	QRSAP263RL
<b>QR</b>	Reff Standard Special
<b>S</b>	Straight top
<b>A</b>	1 1/4" thick
<b>P</b>	Post
<b>26</b>	26 1/2" wide
<b>3</b>	30" deep
<b>CF</b>	Grommet Option
<b>111</b>	Jet Black (grommet)
<b>L</b>	Laminate finish
<b>114</b>	Folkstone grey

### Specification Information

To order please specify pattern number including:

1. Grommet options:  
 CF = Classic grommet in Flush location  
 PF = Profiles grommet in Flush location  
 N = No Grommet

2. Grommet finishes:  
 Painted or Plated

3. Finish type:  
 L = Laminate  
 M = Wood/laminate mixed  
 1 = V1  
 2 = V2  
 3 = V3

### Application Notes

Product on this page will accept woodgrain laminate where laminate is currently an option.

**Knoll accepts no responsibility for special grommet locations which interfere with support or other hardware. All requests for special grommet locations must be approved through custom product development.**

**Actual widths of worksurfaces are 1/16" less than nominal dimension. Actual depth is 1/8" less.**

Products on this page are shipped without hardware which must be ordered separately from the support components section.

Worksurface stiffeners recommended to provide additional support for open spans greater than 54" w.

These worksurfaces are predrilled with pilot holes for use with wood screws.

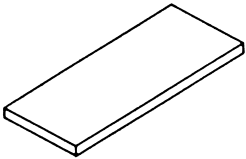
Classic type grommet sits even with top of the worksurface. Profiles type grommets have a 1/16" thick flange which rests above the worksurface.

**Note:** When specifying "plated" Classic grommet - The cap is plated and the sleeve comes in black only.  
**Note:** Recessed grommet location is note recommended for 20" and 24" deep tops.

# Reff Worksurfaces

## 1 1/4" thick straight rectilinear + Post

Standard Specials Systems

description	d	w	pattern no.	lam.	M/V1	V2	V3
Straight rectilinear work top + Post 	30"	44 1/2"	QRSAP443-()()	\$618.	\$688.	\$790.	\$1,067.
		50 1/2"	QRSAP503-()()	668.	744.	856.	1,154.
		56 1/2"	QRSAP563-()()	692.	771.	886.	1,196.
		62 1/2"	QRSAP623-()()	704.	785.	905.	1,221.
		68 1/2"	QRSAP683-()()	726.	806.	927.	1,249.
		74 1/2"	QRSAP743-()()	757.	845.	970.	1,309.
		80 1/2"	QRSAP803-()()	788.	878.	1,010.	1,361.
		86 1/2"	QRSAP863-()()	825.	917.	1,055.	1,423.
		92 1/2"	QRSAP923-()()	853.	950.	1,093.	1,476.
		98 1/2"	QRSAP983-()()	921.	1,020.	1,173.	1,583.
		104 1/2"	QRSAP1043-()()	988.	1,089.	1,253.	1,689.
		110 1/2"	QRSAP1103-()()	1,057.	1,157.	1,333.	1,797.

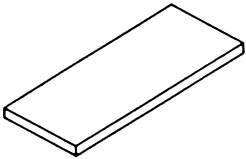
Reff System

Order Code	Specification Information	Application Notes
Example: <b>QRSAP263RL</b>	<i>To order please specify pattern number including:</i>	Products on this page are shipped without hardware which must be ordered separately from the support components section.
<b>QR</b> Reff Standard Special		
<b>S</b> Straight top	<i>1. Grommet options:</i>	Worksurface stiffeners recommended to provide additional support for open spans greater than 54" w.
<b>A</b> 1 1/4" thick	CF = Classic grommet in Flush location	
<b>P</b> Post	PF = Profiles grommet in Flush location	These worksurfaces are predrilled with pilot holes for use with wood screws.
<b>26</b> 26 1/2" wide	N = No Grommet	Classic type grommet sits even with top of the worksurface. Profiles type grommets have a 1/16" thick flange which rests above the worksurface.
<b>3</b> 30" deep		<b>Note:</b> When specifying "plated" Classic grommet - The cap is plated and the sleeve comes in black only.
<b>CF</b> Grommet Option	<i>2. Grommet finishes:</i>	<b>Note:</b> Recessed grommet location is not recommended for 20" and 24" deep tops.
<b>111</b> Jet Black (grommet)	Painted or Plated	
<b>L</b> Laminate finish	<i>3. Finish type:</i>	
<b>114</b> Folkstone grey	L = Laminate	
	M = Wood/laminate mixed	
	1 = V1	
	2 = V2	
	3 = V3	

# Reff Worksurfaces

## 1 3/4" thick straight rectilinear

Standard Specials Systems

description	d	w	pattern no.	lam.	M/V1	V2	V3
Straight rectilinear work top 	20"	16"	<b>QRSB161-N-( )*</b>	\$521.	\$771.	\$886.	\$1,196.
		102"	<b>QRSB1021-( )( )</b>	1,030.	1,490.	1,715.	2,314.
		108"	<b>QRSB1081-( )( )</b>	1,097.	1,560.	1,793.	2,421.
		114"	<b>QRSB1141-( )( )</b>	1,165.	1,629.	1,871.	2,529.
		120"	<b>QRSB1201-( )( )</b>	1,232.	1,696.	1,951.	2,634.
	24"	16"	<b>QRSB162-N-( )*</b>	544.	807.	928.	1,253.
		102"	<b>QRSB1022-( )( )</b>	1,088.	1,576.	1,813.	2,448.
		108"	<b>QRSB1082-( )( )</b>	1,154.	1,645.	1,893.	2,554.
		114"	<b>QRSB1142-( )( )</b>	1,222.	1,715.	1,971.	2,662.
		120"	<b>QRSB1202-( )( )</b>	1,288.	1,784.	2,051.	2,769.
	30"	16"	<b>QRSB163-N-( )*</b>	651.	966.	1,110.	1,499.
		102"	<b>QRSB1023-( )( )</b>	1,139.	1,656.	1,907.	2,574.
		108"	<b>QRSB1083-( )( )</b>	1,205.	1,726.	1,984.	2,679.
		114"	<b>QRSB1143-( )( )</b>	1,274.	1,795.	2,063.	2,787.
		120"	<b>QRSB1203-( )( )</b>	1,341.	1,863.	2,142.	2,893.
	36"	48"	<b>QRSB484-( )( )</b>	908.	1,347.	1,548.	2,090.
		54"	<b>QRSB544-( )( )</b>	936.	1,384.	1,592.	2,149.
		78"	<b>QRSB784-( )( )</b>	1,102.	1,599.	1,839.	2,482.
		84"	<b>QRSB844-( )( )</b>	1,171.	1,669.	1,917.	2,589.
		90"	<b>QRSB904-( )( )</b>	1,237.	1,736.	1,997.	2,696.
		96"	<b>QRSB964-( )( )</b>	1,306.	1,805.	2,077.	2,803.
		102"	<b>QRSB1024-( )( )</b>	1,374.	1,873.	2,157.	2,910.
		108"	<b>QRSB1084-( )( )</b>	1,440.	1,943.	2,235.	3,018.
		114"	<b>QRSB1144-( )( )</b>	1,508.	2,011.	2,314.	3,123.
		120"	<b>QRSB1204-( )( )</b>	1,575.	2,081.	2,392.	3,230.

\* For creating freestanding pedestal using standard Reff pedestal. Counterweights must be ordered separately.

### Order Code

Example: <b>QRSB903RL</b>	
<b>QR</b>	Reff Standard Special
<b>S</b>	Straight top
<b>B</b>	1 3/4" thick
<b>90</b>	90" wide
<b>3</b>	30" deep
<b>R</b>	Recessed grommet location
<b>L</b>	Laminate finish
<b>114</b>	Folkstone grey
<b>111</b>	Jet Black (grommet)

To order please specify pattern number including:

1. Top thickness
  2. Grommet option
  3. Top finish type
  4. Top finish
  5. Grommet finish
1. Thickness options:  
B = 1 3/4"
2. Grommet options:  
N = No grommets  
F = Flush front grommet location  
R = Recessed front (not recommended for 20"D and 24"D tops)

3. Finish type:  
L = Laminate  
M = Wood/laminate mixed  
1 = V1  
2 = V2  
3 = V3

Applicable finishes are listed on page 86.

**Knoll accepts no responsibility for special grommet locations which interfere with support or other hardware. All requests for special grommet locations must be approved through custom product development.**

**Actual widths of worksurfaces are 1/16" less than nominal dimension. Actual depth is 1/8" less.**

1 3/4" thick laminate option is double post formed front and back, all others are edgebanded.

Products on this page are shipped without hardware which must be ordered separately from the support components section in standard Reff price list.

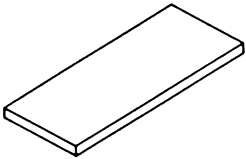
1 3/4" tops require support at mid point to reduce spans to 66" or less.

Mixed finish 1 3/4" tops are not post-formed.

# Reff Worksurfaces

## 1 3/4" thick straight rectilinear + Post

Standard Specials Systems

description	d	w	pattern no.	lam.	M/V1	V2	V3
Straight rectilinear work top + Post 	20"	26 1/2"	QRSBP261-()()	\$540.	\$802.	\$923.	\$1,245.
		32 1/2"	QRSBP321-()()	571.	842.	968.	1,306.
		38 1/2"	QRSBP381-()()	617.	911.	1,048.	1,416.
		44 1/2"	QRSBP441-()()	660.	979.	1,126.	1,521.
		50 1/2"	QRSBP501-()()	696.	1,025.	1,180.	1,593.
		56 1/2"	QRSBP561-()()	729.	1,078.	1,241.	1,675.
		62 1/2"	QRSBP621-()()	761.	1,130.	1,300.	1,754.
		68 1/2"	QRSBP681-()()	793.	1,173.	1,350.	1,821.
		74 1/2"	QRSBP741-()()	834.	1,233.	1,419.	1,915.
		80 1/2"	QRSBP801-()()	877.	1,300.	1,493.	2,017.
		86 1/2"	QRSBP861-()()	915.	1,360.	1,565.	2,113.
		92 1/2"	QRSBP921-()()	961.	1,421.	1,635.	2,207.
		98 1/2"	QRSBP981-()()	1,030.	1,490.	1,715.	2,314.
		104 1/2"	QRSBP1041-()()	1,097.	1,560.	1,793.	2,421.
		110 1/2"	QRSBP1101-()()	1,165.	1,629.	1,871.	2,529.
24"	26 1/2"	QRSBP262-()()	598.	885.	1,018.	1,374.	
	32 1/2"	QRSBP322-()()	624.	926.	1,065.	1,436.	
	38 1/2"	QRSBP382-()()	670.	996.	1,146.	1,547.	
	44 1/2"	QRSBP442-()()	718.	1,061.	1,220.	1,646.	
	50 1/2"	QRSBP502-()()	749.	1,109.	1,275.	1,722.	
	56 1/2"	QRSBP562-()()	782.	1,156.	1,330.	1,796.	
	62 1/2"	QRSBP622-()()	817.	1,206.	1,389.	1,874.	
	68 1/2"	QRSBP682-()()	848.	1,255.	1,443.	1,948.	
	74 1/2"	QRSBP742-()()	891.	1,315.	1,514.	2,045.	
	80 1/2"	QRSBP802-()()	932.	1,380.	1,585.	2,140.	
	86 1/2"	QRSBP862-()()	976.	1,446.	1,664.	2,245.	
	92 1/2"	QRSBP922-()()	1,019.	1,508.	1,733.	2,341.	
	98 1/2"	QRSBP982-()()	1,088.	1,576.	1,813.	2,448.	
	104 1/2"	QRSBP1042-()()	1,154.	1,645.	1,893.	2,554.	
	110 1/2"	QRSBP1102-()()	1,222.	1,715.	1,971.	2,662.	
30"	26 1/2"	QRSBP263-()()	672.	998.	1,148.	1,552.	
	32 1/2"	QRSBP323-()()	699.	1,035.	1,191.	1,607.	
	38 1/2"	QRSBP383-()()	736.	1,091.	1,255.	1,694.	

Reff System

### Order Code

Example:	QRSBP503RL
<b>QR</b>	Reff Standare Special
<b>S</b>	Straight top
<b>B</b>	1 3/4" thick
<b>P</b>	Post
<b>50</b>	24" wide
<b>3</b>	30" deep
<b>R</b>	Recessed grommet location
<b>L</b>	Laminate finish
<b>114</b>	Folkstone grey
<b>111</b>	Jet Black (grommet)

### Specification Information

To order please specify pattern number including:

1. Top thickness
2. Grommet option
3. Top finish type
4. Top finish
5. Grommet finish

1. Thickness options:  
B = 1 3/4"

2. Grommet options:  
N = No grommets  
F = Flush front grommet location  
R = Recessed front (not recommended for 20"D and 24"D tops)

3. Finish type:  
L = Laminate  
M = Wood/laminate mixed  
1 = V1  
2 = V2  
3 = V3

Applicable finishes are listed on page 86.

**Knoll accepts no responsibility for special grommet locations which interfere with support or other hardware. All requests for special grommet locations must be approved through custom product development.**

**Actual widths of worksurfaces are 1/16" less than nominal dimension. Actual depth is 1/8" less.**

### Application Notes

1 3/4" thick laminate option is double post formed front and back, all others are edgebanded.

Products on this page are shipped without hardware which must be ordered separately from the support components section in standard Reff price list.

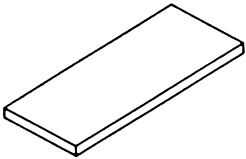
1 3/4" tops require support at mid point to reduce spans to 66" or less.

Mixed finish 1 3/4" tops are not post-formed.

# Reff Worksurfaces

## 1 3/4" thick straight rectilinear + Post

Standard Specials Systems

description	d	w	pattern no.	lam.	M/V1	V2	V3
Straight rectilinear work top + Post 	30"	44 1/2"	QRSBP443-()()	\$773.	\$1,142.	\$1,312.	\$1,771.
		50 1/2"	QRSBP503-()()	809.	1,193.	1,370.	1,853.
		56 1/2"	QRSBP563-()()	835.	1,234.	1,420.	1,917.
		62 1/2"	QRSBP623-()()	870.	1,286.	1,480.	1,999.
		68 1/2"	QRSBP683-()()	903.	1,335.	1,533.	2,073.
		74 1/2"	QRSBP743-()()	945.	1,398.	1,609.	2,171.
		80 1/2"	QRSBP803-()()	989.	1,464.	1,683.	2,272.
		86 1/2"	QRSBP863-()()	1,029.	1,524.	1,753.	2,367.
		92 1/2"	QRSBP923-()()	1,070.	1,589.	1,828.	2,466.
		98 1/2"	QRSBP983-()()	1,139.	1,656.	1,907.	2,574.
		104 1/2"	QRSBP1043-()()	1,205.	1,726.	1,984.	2,679.
		110 1/2"	QRSBP1103-()()	1,274.	1,795.	2,063.	2,787.

### Order Code

Example:	<b>QRSBP503RL</b>
<b>QR</b>	Reff Standare Special
<b>S</b>	Straight top
<b>B</b>	1 3/4" thick
<b>P</b>	Post
<b>50</b>	24" wide
<b>3</b>	30" deep
<b>R</b>	Recessed grommet location
<b>L</b>	Laminate finish
<b>114</b>	Folkstone grey
<b>111</b>	Jet Black (grommet)

### Specification Information

To order please specify pattern number including:

1. Top thickness
2. Grommet option
3. Top finish type
4. Top finish
5. Grommet finish

1. Thickness options:  
B = 1 3/4"

2. Grommet options:  
N = No grommets  
F = Flush front grommet location  
R = Recessed front (not recommended for 20"D and 24"D tops)

3. Finish type:  
L = Laminate  
M = Wood/laminate mixed  
1 = V1  
2 = V2  
3 = V3

Applicable finishes are listed on page 86.

**Knoll accepts no responsibility for special grommet locations which interfere with support or other hardware. All requests for special grommet locations must be approved through custom product development.**

**Actual widths of worksurfaces are 1/16" less than nominal dimension. Actual depth is 1/8" less.**

### Application Notes

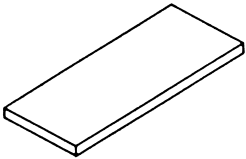
1 3/4" thick laminate option is double post formed front and back, all others are edgebanded.

Products on this page are shipped without hardware which must be ordered separately from the support components section in standard Reff price list.

1 3/4" tops require support at mid point to reduce spans to 66" or less.

Mixed finish 1 3/4" tops are not post-formed.

Reff Worksurfaces  
for calibre file  
1 1/4" thick

description	d	w	pattern no.	lam.	M/V1	V2	V3
File top, 1 1/4" thick 	18"	30"	QRSAC3018-( ) ( )	\$439.	\$490.	\$563.	\$761.
		36"	QRSAC3618-( ) ( )	464.	518.	593.	804.
		42"	QRSAC4218-( ) ( )	482.	540.	622.	841.
		48"	QRSAC4818-( ) ( )	507.	560.	644.	869.
		54"	QRSAC5418-( ) ( )	526.	583.	669.	905.
		60"	QRSAC6018-( ) ( )	569.	631.	724.	978.
		66"	QRSAC6618-( ) ( )	583.	649.	748.	1,010.
		72"	QRSAC7218-( ) ( )	616.	685.	785.	1,062.
		78"	QRSAC7818-( ) ( )	628.	692.	795.	1,073.
		84"	QRSAC8418-( ) ( )	660.	741.	852.	1,148.
		90"	QRSAC9018-( ) ( )	691.	769.	884.	1,193.
		96"	QRSAC9618-( ) ( )	718.	797.	916.	1,237.
		102"	QRSAC10218-( ) ( )	784.	865.	995.	1,344.
		108"	QRSAC10818-( ) ( )	852.	935.	1,075.	1,451.
	36"	36"	QRSAC3636-( ) ( )	718.	797.	916.	1,237.
		42"	QRSAC4236-( ) ( )	743.	827.	950.	1,284.
		54"	QRSAC5436-( ) ( )	771.	858.	985.	1,333.
		60"	QRSAC6036-( ) ( )	797.	888.	1,021.	1,379.
		66"	QRSAC6636-( ) ( )	825.	918.	1,056.	1,425.
		72"	QRSAC7236-( ) ( )	852.	949.	1,092.	1,475.
		78"	QRSAC7836-( ) ( )	920.	1,019.	1,172.	1,581.
		84"	QRSAC8436-( ) ( )	987.	1,088.	1,252.	1,688.
		90"	QRSAC9036-( ) ( )	1,056.	1,156.	1,330.	1,796.

Reff System

**Order Code**

Example: <b>QRSAC3018</b>
<b>QR</b> Reff Standard Special
<b>S</b> Straight top
<b>A</b> 1 1/4" thick
<b>C</b> For calibre file
<b>30</b> 30" wide
<b>18</b> 18" deep
<b>L</b> Laminate finish
<b>114</b> Folkstone grey

**Specification Information**

To order please specify pattern number including:

1. Top thickness
2. Top finish type
3. Top finish

1. Thickness options:  
A = 1 1/4"  
B = 1 3/4"

3. Finish type:  
L = Laminate  
M = Wood/laminate mixed  
1 = V1  
2 = V2  
3 = V3

**Application Notes**

Product on this page will accept woodgrain laminate where laminate is currently an option.

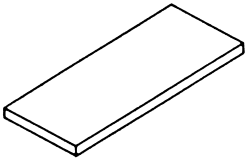
Applicable finishes are listed on page 86.

1 3/4" thick laminate option is double post formed front and back, all others are edgebanded.

Products on this page are exact width and depth and have no grommet or drilling.

Mixed finish 1 3/4" tops are not post-formed.

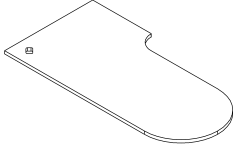
Reff Worksurfaces  
for calibre file  
1 3/4" thick

description	d	w	pattern no.	lam.	M/V1	V2	V3
File top, 1 3/4" thick 	18"	30"	QRSBC3018-()()	\$540.	\$802.	\$923.	\$1,245.
		36"	QRSBC3618-()()	571.	842.	968.	1,306.
		42"	QRSBC4218-()()	617.	911.	1,048.	1,416.
		48"	QRSBC4818-()()	660.	979.	1,126.	1,521.
		54"	QRSBC5418-()()	696.	1,025.	1,180.	1,593.
		60"	QRSBC6018-()()	729.	1,078.	1,241.	1,675.
		66"	QRSBC6618-()()	761.	1,130.	1,300.	1,754.
		72"	QRSBC7218-()()	793.	1,173.	1,350.	1,821.
		78"	QRSBC7818-()()	834.	1,233.	1,419.	1,915.
		84"	QRSBC8418-()()	877.	1,300.	1,493.	2,017.
		90"	QRSBC9018-()()	915.	1,360.	1,565.	2,113.
		96"	QRSBC9618-()()	961.	1,421.	1,635.	2,207.
		102"	QRSBC10218-()()	1,030.	1,490.	1,715.	2,314.
		108"	QRSBC10818-()()	1,097.	1,560.	1,793.	2,421.
	36"	36"	QRSBC3636-()()	854.	1,272.	1,464.	1,974.
		42"	QRSBC4236-()()	882.	1,309.	1,505.	2,032.
		54"	QRSBC5436-()()	908.	1,347.	1,548.	2,090.
		60"	QRSBC6036-()()	936.	1,384.	1,592.	2,149.
		66"	QRSBC6636-()()	961.	1,421.	1,635.	2,207.
		72"	QRSBC7236-()()	1,035.	1,529.	1,759.	2,375.
		78"	QRSBC7836-()()	1,102.	1,599.	1,839.	2,482.
		84"	QRSBC8436-()()	1,171.	1,669.	1,917.	2,589.
		90"	QRSBC9036-()()	1,237.	1,736.	1,997.	2,696.

Order Code	Specification Information	Application Notes
Example: <b>QRSBC3018</b>	<i>To order please specify pattern number including:</i>	1 3/4" thick laminate option is double post formed front and back, all others are edgebanded.
<b>QR</b> Reff Standard Special	1. Top thickness	Products on this page are exact width and depth and have no grommet or drilling.
<b>S</b> Straight top	2. Top finish type	Mixed finish 1 3/4" tops are not post-formed.
<b>B</b> 1 3/4" thick	3. Top finish	
<b>C</b> For calibre file	<i>1. Thickness options:</i>	
<b>30</b> 30" wide	A = 1 1/4"	
<b>18</b> 18" deep	B = 1 3/4"	
<b>L</b> Laminate finish	<i>3. Finish type:</i>	
<b>114</b> Folkstone grey	L = Laminate	
	M = Wood/laminate mixed	
	1 = V1	
	2 = V2	
	3 = V3	

Applicable finishes are listed on page 86.

Reff Worksurfaces  
 1 1/4" thick extended curvilinear corner tops  
 Left hand

description	w	d	pattern no.	lam.	M/V1	V2	V3
Extended corner worktop, LH 24" deep return, 30" deep rounded	36"	60"	QRCCDLA23660 ( ) ( ) ( )	\$2,184.	\$2,955.	\$3,400.	\$4,588.
		66"	QRCCDLA23666 ( ) ( ) ( )	2,273.	3,079.	3,540.	4,779.
		90"	QRCCDLA23690 ( ) ( ) ( )	2,559.	3,465.	3,982.	5,378.
	42"	60"	QRCCDLA24260 ( ) ( ) ( )	2,430.	3,245.	3,731.	5,037.
		66"	QRCCDLA24266 ( ) ( ) ( )	2,477.	3,307.	3,803.	5,132.
		72"	QRCCDLA24272 ( ) ( ) ( )	2,524.	3,367.	3,872.	5,229.
		78"	QRCCDLA24278 ( ) ( ) ( )	2,567.	3,429.	3,944.	5,324.
		84"	QRCCDLA24284 ( ) ( ) ( )	2,663.	3,557.	4,092.	5,525.
		90"	QRCCDLA24290 ( ) ( ) ( )	2,713.	3,624.	4,169.	5,628.
		96"	QRCCDLA24296 ( ) ( ) ( )	2,761.	3,690.	4,244.	5,728.
48"	60"	QRCCDLA24860 ( ) ( ) ( )	2,634.	3,472.	3,992.	5,389.	
	66"	QRCCDLA24866 ( ) ( ) ( )	2,679.	3,534.	4,063.	5,486.	
	72"	QRCCDLA24872 ( ) ( ) ( )	2,724.	3,595.	4,135.	5,582.	
	78"	QRCCDLA24878 ( ) ( ) ( )	2,771.	3,656.	4,205.	5,675.	
	84"	QRCCDLA24884 ( ) ( ) ( )	2,864.	3,785.	4,354.	5,877.	
	90"	QRCCDLA24890 ( ) ( ) ( )	2,915.	3,852.	4,428.	5,978.	
	96"	QRCCDLA24896 ( ) ( ) ( )	2,964.	3,918.	4,506.	6,082.	

Order Code

Example:	QRCCDLA23672N2
QR	Reff Standard Special
CC	Curved corner
D	D top
L	Left Hand
A	1 1/4" thick
2	24" return
36	36" d at straight edge of corner, 30" across "D"
72	72" wide
N	No grommet
	Grommet finish
2	V2 finish
V319	Medium Cherry

Specification Information

To order please specify pattern number including:

- Grommet options:  
 CF = Classic grommet in flush location  
 PF = Profiles grommet in flush location  
 N = No Grommet
- Grommet Finish:  
 Painted or Plated
- Finish type:  
 L = Laminate  
 M = Mixed (laminated surface with wood edge)  
 1 = V1  
 2 = V2  
 3 = V3
- Top Finish:

Product on this page will accept woodgrain laminate where laminate is currently an option.

These worksurfaces are predrilled with pilot holes for use with wood screws.

Worksurface stiffeners are recommended to provide additional support for open spans greater than 54" w.

Classic type grommet sits even with top of the worksurface.

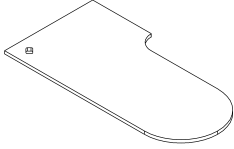
Profiles type grommets have a 1/16" thick flange which rests above the worksurface.

**Note:** When specifying "plated" Classic grommet - The cap is plated and the sleeve comes in black only.



1 1/4" thick extended curvilinear corner tops

Left hand

description	w	d	pattern no.	lam.	M/V1	V2	V3
Extended corner worktop, LH 30" deep return, 30" deep rounded  	36"	60"	QRCCDLA33660 ( ) ( ) ( )	\$2,184.	\$2,955.	\$3,400.	\$4,588.
		66"	QRCCDLA33666 ( ) ( ) ( )	2,273.	3,079.	3,540.	4,779.
		90"	QRCCDLA33690 ( ) ( ) ( )	2,559.	3,465.	3,982.	5,378.
	42"	60"	QRCCDLA34260 ( ) ( ) ( )	2,430.	3,245.	3,731.	5,037.
		66"	QRCCDLA34266 ( ) ( ) ( )	2,477.	3,307.	3,803.	5,132.
		72"	QRCCDLA34272 ( ) ( ) ( )	2,524.	3,367.	3,872.	5,229.
		78"	QRCCDLA34278 ( ) ( ) ( )	2,567.	3,429.	3,944.	5,324.
		84"	QRCCDLA34284 ( ) ( ) ( )	2,663.	3,557.	4,092.	5,525.
		90"	QRCCDLA34290 ( ) ( ) ( )	2,713.	3,624.	4,169.	5,628.
		96"	QRCCDLA34296 ( ) ( ) ( )	2,761.	3,690.	4,244.	5,728.
	48"	60"	QRCCDLA34860 ( ) ( ) ( )	2,634.	3,472.	3,992.	5,389.
		66"	QRCCDLA34866 ( ) ( ) ( )	2,679.	3,534.	4,063.	5,486.
		72"	QRCCDLA34872 ( ) ( ) ( )	2,724.	3,595.	4,135.	5,582.
		78"	QRCCDLA34878 ( ) ( ) ( )	2,771.	3,656.	4,205.	5,675.
		84"	QRCCDLA34884 ( ) ( ) ( )	2,864.	3,785.	4,354.	5,877.
		90"	QRCCDLA34890 ( ) ( ) ( )	2,915.	3,852.	4,428.	5,978.
		96"	QRCCDLA34896 ( ) ( ) ( )	2,964.	3,918.	4,506.	6,082.

Order Code

Specification Information

Example:	QRCCDLA23672N2
QR	Reff Standard Special
CC	Curved corner
D	D top
L	Left Hand
A	1 1/4" thick
2	24" return
36	36" d at straight edge of corner, 30" across "D"
72	72" wide
N	No grommet
	Grommet finish
2	V2 finish
V319	Medium Cherry

To order please specify pattern number including:

1. Grommet options:  
 CF = Classic grommet in flush location  
 PF = Profiles grommet in flush location  
 N = No Grommet

2. Grommet Finish:  
 Painted or Plated

3. Finish type:  
 L = Laminate  
 M = Mixed (laminated surface with wood edge)  
 1 = V1  
 2 = V2  
 3 = V3

4. Top Finish:

Product on this page will accept woodgrain laminate where laminate is currently an option.

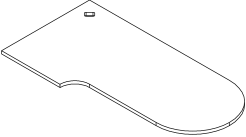
These worksurfaces are predrilled with pilot holes for use with wood screws.

Worksurface stiffeners are recommended to provide additional support for open spans greater than 54" w.

Classic type grommet sits even with top of the worksurface. Profiles type grommets have a 1/16" thick flange which rests above the worksurface.

**Note:** When specifying "plated" Classic grommet - The cap is plated and the sleeve comes in black only.

Reff Worksurfaces  
 1 1/4" thick extended curvilinear corner tops  
 right hand

description	w	d	pattern no.	lam.	M/V1	V2	V3
Extended corner worktop, RH 24" deep return, 30" deep rounded	36"	60"	QRCCDRA23660 ( ) ( ) ( )	\$2,184.	\$2,955.	\$3,400.	\$4,588.
		66"	QRCCDRA23666 ( ) ( ) ( )	2,273.	3,079.	3,540.	4,779.
		90"	QRCCDRA23690 ( ) ( ) ( )	2,559.	3,464.	3,982.	5,378.
	42"	60"	QRCCDRA24260 ( ) ( ) ( )	2,430.	3,245.	3,731.	5,037.
		66"	QRCCDRA24266 ( ) ( ) ( )	2,477.	3,307.	3,803.	5,132.
		72"	QRCCDRA24272 ( ) ( ) ( )	2,524.	3,367.	3,872.	5,229.
		78"	QRCCDRA24278 ( ) ( ) ( )	2,567.	3,429.	3,944.	5,324.
		84"	QRCCDRA24284 ( ) ( ) ( )	2,663.	3,557.	4,092.	5,525.
		90"	QRCCDRA24290 ( ) ( ) ( )	2,713.	3,624.	4,169.	5,628.
		96"	QRCCDRA24296 ( ) ( ) ( )	2,761.	3,690.	4,244.	5,728.
	48"	60"	QRCCDRA24860 ( ) ( ) ( )	2,634.	3,472.	3,992.	5,389.
		66"	QRCCDRA24866 ( ) ( ) ( )	2,679.	3,534.	4,063.	5,486.
		72"	QRCCDRA24872 ( ) ( ) ( )	2,724.	3,595.	4,135.	5,582.
		78"	QRCCDRA24878 ( ) ( ) ( )	2,771.	3,656.	4,205.	5,675.
		84"	QRCCDRA24884 ( ) ( ) ( )	2,864.	3,785.	4,354.	5,877.
		90"	QRCCDRA24890 ( ) ( ) ( )	2,915.	3,852.	4,428.	5,978.
		96"	QRCCDRA24896 ( ) ( ) ( )	2,964.	3,918.	4,506.	6,082.

Reff System

Order Code

Example:	QRCCDRA23672N2
QR	Reff Standard Special
CC	Curved corner
D	D top
R	Right Hand
A	1 1/4" thick
2	24" return
36	36" d at straight edge of corner, 30" across "D"
72	72" wide
N	No grommet
	Grommet finish
2	V2 finish
V319	Medium Cherry

Specification Information

To order please specify pattern number including:

- Grommet options:  
 CF = Classic grommet in flush location  
 PF = Profiles grommet in flush location  
 N = No Grommet
- Grommet Finish:  
 Painted or Plated
- Finish type:  
 L = Laminate  
 M = Mixed (laminated surface with wood edge)  
 1 = V1  
 2 = V2  
 3 = V3
- Top Finish:

Product on this page will accept woodgrain laminate where laminate is currently an option.

These worksurfaces are predrilled with pilot holes for use with wood screws.

Worksurface stiffeners are recommended to provide additional support for open spans greater than 54" w.

Classic type grommet sits even with top of the worksurface.

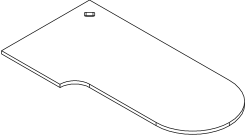
Profiles type grommets have a 1/16" thick flange which rests above the worksurface.

**Note:** When specifying "plated" Classic grommet - The cap is plated and the sleeve comes in black only.

# Reff Worksurfaces

Standard Specials Systems

*1 1/4" thick extended curvilinear corner tops  
right hand*

description	w	d	pattern no.	lam.	M/V1	V2	V3
Extended corner worktop, RH 30" deep return, 30" deep rounded  	36"	60"	QRCCDRA33660 ( ) ( ) ( )	\$2,184.	\$2,955.	\$3,400.	\$4,588.
		66"	QRCCDRA33666 ( ) ( ) ( )	2,273.	3,079.	3,540.	4,779.
		90"	QRCCDRA33690 ( ) ( ) ( )	2,559.	3,464.	3,982.	5,378.
	42"	60"	QRCCDRA34260 ( ) ( ) ( )	2,430.	3,245.	3,731.	5,037.
		66"	QRCCDRA34266 ( ) ( ) ( )	2,477.	3,307.	3,803.	5,132.
		72"	QRCCDRA34272 ( ) ( ) ( )	2,524.	3,367.	3,872.	5,229.
		78"	QRCCDRA34278 ( ) ( ) ( )	2,567.	3,429.	3,944.	5,324.
		84"	QRCCDRA34284 ( ) ( ) ( )	2,663.	3,557.	4,092.	5,525.
		90"	QRCCDRA34290 ( ) ( ) ( )	2,713.	3,624.	4,169.	5,628.
		96"	QRCCDRA34296 ( ) ( ) ( )	2,761.	3,690.	4,244.	5,728.
	48"	60"	QRCCDRA34860 ( ) ( ) ( )	2,634.	3,472.	3,992.	5,389.
		66"	QRCCDRA34866 ( ) ( ) ( )	2,679.	3,534.	4,063.	5,486.
		72"	QRCCDRA34872 ( ) ( ) ( )	2,724.	3,595.	4,135.	5,582.
		78"	QRCCDRA34878 ( ) ( ) ( )	2,771.	3,656.	4,205.	5,675.
		84"	QRCCDRA34884 ( ) ( ) ( )	2,864.	3,785.	4,354.	5,877.
		90"	QRCCDRA34890 ( ) ( ) ( )	2,915.	3,852.	4,428.	5,978.
		96"	QRCCDRA34896 ( ) ( ) ( )	2,964.	3,918.	4,506.	6,082.

## Order Code

Example:	<b>QRCCDRA23672N2</b>
<b>QR</b>	Reff Standard Special
<b>CC</b>	Curved corner
<b>D</b>	D top
<b>R</b>	Right Hand
<b>A</b>	1 1/4" thick
<b>2</b>	24" return
<b>36</b>	36" d at straight edge of corner, 30" across "D"
<b>72</b>	72" wide
<b>N</b>	No grommet
	Grommet finish
<b>2</b>	V2 finish
<b>V319</b>	Medium Cherry

## Specification Information

To order please specify pattern number including:

1. *Grommet options:*  
 CF = Classic grommet in flush location  
 PF = Profiles grommet in flush location  
 N = No Grommet

2. *Grommet Finish:*  
 Painted or Plated

3. *Finish type:*  
 L = Laminate  
 M = Mixed (laminated surface with wood edge)  
 1 = V1  
 2 = V2  
 3 = V3

4. *Top Finish:*

Product on this page will accept woodgrain laminate where laminate is currently an option.

These worksurfaces are predrilled with pilot holes for use with wood screws.

Worksurface stiffeners are recommended to provide additional support for open spans greater than 54" w.

Classic type grommet sits even with top of the worksurface.

Profiles type grommets have a 1/16" thick flange which rests above the worksurface.

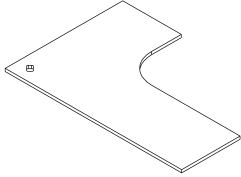
**Note:** When specifying "plated" Classic grommet - The cap is plated and the sleeve comes in black only.

# Reff Worksurfaces

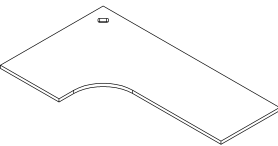
## 1 1/4" thick extended straight corner tops

### left and right hand

description	d	w	pattern no.	lam.	M/V1	V2	V3
Extended straight corner top, LH curved front corner 12" radius 24" deep return	54"	36"	QRCEAL223654 ( ) ( ) ( )	\$843.	\$1,269.	\$1,460.	\$1,970.
	54"	42"	QRCEAL224254 ( ) ( ) ( )	926.	1,401.	1,610.	2,174.
	60"	48"	QRCEAL224860 ( ) ( ) ( )	1,096.	1,674.	1,924.	2,597.
	66"	36"	QRCEAL223666 ( ) ( ) ( )	1,011.	1,538.	1,769.	2,388.
	66"	42"	QRCEAL224266 ( ) ( ) ( )	1,095.	1,674.	1,924.	2,597.
	66"	48"	QRCEAL224866 ( ) ( ) ( )	1,179.	1,807.	2,079.	2,806.
	78"	36"	QRCEAL223678 ( ) ( ) ( )	1,077.	1,696.	1,951.	2,634.
	78"	42"	QRCEAL224278 ( ) ( ) ( )	1,163.	1,832.	2,105.	2,842.
	78"	48"	QRCEAL224878 ( ) ( ) ( )	1,348.	2,079.	2,390.	3,226.
	84"	36"	QRCEAL223684 ( ) ( ) ( )	1,145.	1,855.	2,132.	2,879.
	84"	42"	QRCEAL224284 ( ) ( ) ( )	1,230.	1,991.	2,288.	3,089.
	90"	36"	QRCEAL223690 ( ) ( ) ( )	1,214.	2,013.	2,315.	3,124.
	90"	42"	QRCEAL224290 ( ) ( ) ( )	1,298.	2,149.	2,470.	3,334.
	90"	48"	QRCEAL224890 ( ) ( ) ( )	1,548.	2,394.	2,754.	3,719.
	96"	36"	QRCEAL223696 ( ) ( ) ( )	1,280.	2,171.	2,498.	3,370.
	96"	42"	QRCEAL224296 ( ) ( ) ( )	1,364.	2,307.	2,655.	3,581.



Extended straight corner top, RH curved front corner 12" radius 24" deep return	54"	36"	QRCEAR223654 ( ) ( ) ( )	843.	1,269.	1,460.	1,970.
	54"	42"	QRCEAR224254 ( ) ( ) ( )	926.	1,401.	1,610.	2,174.
	60"	48"	QRCEAR224860 ( ) ( ) ( )	1,096.	1,674.	1,924.	2,597.
	66"	36"	QRCEAR223666 ( ) ( ) ( )	1,011.	1,538.	1,769.	2,388.
	66"	42"	QRCEAR224266 ( ) ( ) ( )	1,095.	1,674.	1,924.	2,597.
	66"	48"	QRCEAR224866 ( ) ( ) ( )	1,179.	1,807.	2,079.	2,806.
	78"	36"	QRCEAR223678 ( ) ( ) ( )	1,077.	1,696.	1,951.	2,634.
	78"	42"	QRCEAR224278 ( ) ( ) ( )	1,163.	1,832.	2,105.	2,842.
	78"	48"	QRCEAR224878 ( ) ( ) ( )	1,348.	2,079.	2,390.	3,226.
	84"	36"	QRCEAR223684 ( ) ( ) ( )	1,145.	1,855.	2,132.	2,879.
	84"	42"	QRCEAR224284 ( ) ( ) ( )	1,230.	1,991.	2,288.	3,089.
	90"	36"	QRCEAR223690 ( ) ( ) ( )	1,214.	2,013.	2,315.	3,124.
	90"	42"	QRCEAR224290 ( ) ( ) ( )	1,298.	2,149.	2,470.	3,334.
	90"	48"	QRCEAR224890 ( ) ( ) ( )	1,548.	2,394.	2,754.	3,719.
	96"	36"	QRCEAR223696 ( ) ( ) ( )	1,280.	2,171.	2,498.	3,370.
	96"	42"	QRCEAR224296 ( ) ( ) ( )	1,364.	2,307.	2,655.	3,581.



Reff System

Order Code	Specification Information
Example: <b>QRCEAL223654N2</b>	
<b>QR</b> Reff Standard Special	To order please specify pattern number including:
<b>C</b> Corner	1. Grommet options:
<b>E</b> Extended	CF = Classic grommet in flush location
<b>A</b> 1 1/4" thick	PF = Profiles grommet in flush location
<b>L</b> Left Hand	N = No Grommet
<b>22</b> 24" returns	2. Grommet Finish
<b>36</b> 36" d at corner straight edge	
<b>54</b> 54" wide	
<b>N</b> No grommet	
<b>2</b> V2 finish	
<b>V319</b> Medium Cherry	

3. Finish type:  
L = Laminate  
M = Mixed (laminated surface with wood edge)  
1 = V1  
2 = V2  
3 = V3

4. Top finish:

Product on this page will accept woodgrain laminate where laminate is currently an option.

These worksurfaces are predrilled with pilot holes for use with wood screws.

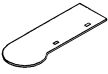
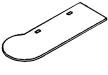
Worksurface stiffeners are recommended to provide additional support for open spans greater than 54" w.

Classic type grommet sits even with top of the worksurface. Profiles type grommets have a 1/16" thick flange which rests above the worksurface.

**Note:** When specifying "plated" Classic grommet - The cap is plated and the sleeve comes in black only.

Meeting tops

1 1/4" thick

description	w	d	pattern no.	lam.	M/V1	V2	V3
 <p>Worksurface 9-top 42" diameter</p>	54"	30"	QRMA9A5430 N ( ) ( ) ( )	\$1,922.	\$2,128.	\$2,447.	\$3,303.
	54"	36"	QRMA9A5436 N ( ) ( ) ( )	1,922.	2,128.	2,447.	3,303.
	60"	30"	QRMA9A6030 N ( ) ( ) ( )	1,949.	2,159.	2,481.	3,352.
	60"	36"	QRMA9A6036 N ( ) ( ) ( )	1,949.	2,159.	2,481.	3,352.
	66"	30"	QRMA9A6630 ( ) ( ) ( ) ( )	1,974.	2,188.	2,515.	3,396.
	66"	36"	QRMA9A6636 ( ) ( ) ( ) ( )	1,974.	2,188.	2,515.	3,396.
	72"	30"	QRMA9A7230 ( ) ( ) ( ) ( )	2,003.	2,218.	2,551.	3,443.
	72"	36"	QRMA9A7236 ( ) ( ) ( ) ( )	2,003.	2,218.	2,551.	3,443.
	78"	30"	QRMA9A7830 ( ) ( ) ( ) ( )	2,030.	2,248.	2,586.	3,492.
	78"	36"	QRMA9A7836 ( ) ( ) ( ) ( )	2,030.	2,248.	2,586.	3,492.
	84"	36"	QRMA9A8436 ( ) ( ) ( ) ( )	2,086.	2,317.	2,664.	3,596.
	96"	36"	QRMA9A9636 ( ) ( ) ( ) ( )	2,114.	2,346.	2,699.	3,644.
 <p>Worksurface P-top 42" diameter</p>	54"	30"	QRMPA5430 N ( ) ( ) ( )	1,922.	2,128.	2,447.	3,303.
	54"	36"	QRMPA5436 N ( ) ( ) ( )	1,922.	2,128.	2,447.	3,303.
	60"	30"	QRMPA6030 N ( ) ( ) ( )	1,949.	2,159.	2,481.	3,352.
	60"	36"	QRMPA6036 N ( ) ( ) ( )	1,949.	2,159.	2,481.	3,352.
	66"	30"	QRMPA6630 ( ) ( ) ( ) ( )	1,974.	2,188.	2,515.	3,396.
	66"	36"	QRMPA6636 ( ) ( ) ( ) ( )	1,974.	2,188.	2,515.	3,396.
	72"	30"	QRMPA7230 ( ) ( ) ( ) ( )	2,003.	2,218.	2,551.	3,443.
	72"	36"	QRMPA7236 ( ) ( ) ( ) ( )	2,003.	2,218.	2,551.	3,443.
	78"	30"	QRMPA7830 ( ) ( ) ( ) ( )	2,030.	2,248.	2,586.	3,492.
	78"	36"	QRMPA7836 ( ) ( ) ( ) ( )	2,030.	2,248.	2,586.	3,492.
	84"	36"	QRMPA8436 ( ) ( ) ( ) ( )	2,086.	2,317.	2,664.	3,596.
	96"	36"	QRMPA9636 ( ) ( ) ( ) ( )	2,114.	2,346.	2,699.	3,644.

Order Code	Specification Information
Example: <b>QRMPA5430N1</b>	
<b>QR</b> Reff Standard Special	
<b>M9</b> Meeting 9-top	
<b>A</b> 1 1/4" thick	
<b>54</b> 54" wide	
<b>30</b> 30" deep	
<b>N</b> No grommet	
<b>1</b> V1	
<b>Y311</b> Beech	

**To order please specify pattern number including:**

**1. Grommet options:**  
 CF = Classic grommet in flush location  
 FR = Classic grommet in Recessed location  
 PF = Profiles grommet in Flush location  
 PR = Profiles grommet in Recessed location  
 N = No Grommet

**2. Grommet finish:**  
 Painted or Plated

**3. Finish type:**  
 L = Laminate  
 M = Wood/laminate mixed  
 1 = V1  
 2 = V2  
 3 = V3

**4. Top Finish:**

**Application Information**

Actual widths of worksurface are 1/16" less than nominal dimension. Actual depth is 1/8" less than nominal dimension.

Product on this page will accept woodgrain laminate where laminate is currently an option.

See Planning Guide for standard grommet locations. D-top grommet location is always centered at flat end.

**Knoll assumes no responsibility for special grommet locations which interfere with support or other hardware.**

Refer to Planning Guide for modesty panel size requirements and all other support options.

Products on this page are shipped without hardware which must be ordered separately from the support components section.

These worksurfaces are predrilled with pilot holes for use with wood screws.

Worksurface stiffeners are recommended to provide additional support for open spans greater than 54" w.

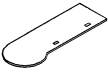
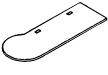
Classic type grommet sits even with top of the worksurface. Profiles type grommets have a 1/16" thick flange which rests above the worksurface.

**Note:** When specifying "plated" Classic grommet - The cap is plated and the sleeve comes in black only.

**Note:** Recessed grommet location is not recommended for 20" and 24" deep tops.

Meeting tops

1 3/4" thick

description	w	d	pattern no.	lam.	M/V1	V2	V3
 <p>42" diameter</p>	54"	30"	QRMPB5430 N ( ) ( ) ( )	\$2,125.	\$2,655.	\$3,052.	\$4,119.
	54"	36"	QRMPB5436 N ( ) ( ) ( )	2,125.	2,655.	3,052.	4,119.
	60"	30"	QRMPB6030 N ( ) ( ) ( )	2,153.	2,684.	3,087.	4,168.
	60"	36"	QRMPB6036 N ( ) ( ) ( )	2,153.	2,684.	3,087.	4,168.
	66"	30"	QRMPB6630 ( ) ( ) ( ) ( )	2,180.	2,715.	3,121.	4,215.
	66"	36"	QRMPB6636 ( ) ( ) ( ) ( )	2,180.	2,715.	3,121.	4,215.
	72"	30"	QRMPB7230 ( ) ( ) ( ) ( )	2,206.	2,746.	3,157.	4,260.
	72"	36"	QRMPB7236 ( ) ( ) ( ) ( )	2,206.	2,746.	3,157.	4,260.
	78"	30"	QRMPB7830 ( ) ( ) ( ) ( )	2,233.	2,775.	3,193.	4,308.
	78"	36"	QRMPB7836 ( ) ( ) ( ) ( )	2,233.	2,775.	3,193.	4,308.
	84"	36"	QRMPB8436 ( ) ( ) ( ) ( )	2,296.	2,861.	3,289.	4,441.
	96"	36"	QRMPB9636 ( ) ( ) ( ) ( )	2,323.	2,889.	3,325.	4,488.
 <p>42" diameter</p>	54"	30"	QRMPB5430 N ( ) ( ) ( )	2,125.	2,655.	3,052.	4,119.
	54"	36"	QRMPB5436 N ( ) ( ) ( )	2,125.	2,655.	3,052.	4,119.
	60"	30"	QRMPB6030 N ( ) ( ) ( )	2,153.	2,684.	3,087.	4,168.
	60"	36"	QRMPB6036 N ( ) ( ) ( )	2,153.	2,684.	3,087.	4,168.
	66"	30"	QRMPB6630 ( ) ( ) ( ) ( )	2,180.	2,715.	3,121.	4,215.
	66"	36"	QRMPB6636 ( ) ( ) ( ) ( )	2,180.	2,715.	3,121.	4,215.
	72"	30"	QRMPB7230 ( ) ( ) ( ) ( )	2,206.	2,746.	3,157.	4,260.
	72"	36"	QRMPB7236 ( ) ( ) ( ) ( )	2,206.	2,746.	3,157.	4,260.
	78"	30"	QRMPB7830 ( ) ( ) ( ) ( )	2,233.	2,775.	3,193.	4,308.
	78"	36"	QRMPB7836 ( ) ( ) ( ) ( )	2,233.	2,775.	3,193.	4,308.
	84"	36"	QRMPB8436 ( ) ( ) ( ) ( )	2,296.	2,861.	3,289.	4,441.
	96"	36"	QRMPB9636 ( ) ( ) ( ) ( )	2,323.	2,889.	3,325.	4,488.

Reff System

Order Code	Specification Information	Application Notes
<p>Example: <b>QRMPB5430N1</b></p> <p><b>QR</b> Reff Standard Special</p> <p><b>MP</b> Meeting P-top</p> <p><b>B</b> 1 3/4" thick</p> <p><b>54</b> 54" wide</p> <p><b>30</b> 30" deep</p> <p><b>N</b> No grommet</p> <p><b>1</b> V1</p> <p><b>Y311</b> Beech</p>	<p>To order please specify pattern number including:</p> <ol style="list-style-type: none"> <li>Top thickness</li> <li>Width</li> <li>Depth</li> <li>Grommet option</li> <li>Top finish type</li> <li>Top finish</li> <li>Grommet finish</li> </ol> <p>1. Thickness options:                      A = 1 1/4"                      B = 1 3/4"</p> <p>4. Grommet options:                      N = No grommet                      F = Flush front grommet location                      R = Recessed grommet location</p> <p>5. Finish type:                      L = Laminate                      M = Wood/laminate mixed                      1 = V1                      2 = V2                      3 = V3</p>	<p>Actual widths of worksurface are 1/16" less than nominal dimension. Actual depth is 1/8" less than nominal dimension.</p> <p>Additional spec option required for wrap around panel tops; specify mating trim profile.                      A = Flat                      B = Square                      C = Bullnose                      E = Extruded Aluminum</p> <p>Applicable finishes are listed on page 0 and 0.</p> <p>See Planning Guide for standard grommet locations.</p> <p>Knoll assumes no responsibility for special grommet locations which interfere with support or other hardware.</p>

Refer to Planning Guide for modesty panel size requirements and all other support options.

1 3/4" laminate tops on this page are edge banded to match post-formed contours.

Products on this page are shipped without hardware which must be ordered separately from the support components section.

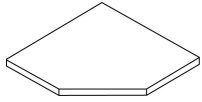
1 3/4" tops require support at mid point to reduce 48" spans or less.

1 3/4" tops require support at mid point to reduce spans to 66" or less.

Mixed finish 1 3/4" tops are not post-formed.

Reff Worksurfaces  
*straight front corner tops*  
*1 1/4" thick*

description	Return d	d	back w	w	pattern no.	L	M/V1	V2	V3
1 1/4" thick corner worksurface straight front corners	24"	30"	36"	36"	<b>QRKA 363623-()</b> ( )	\$936.	\$1,071.	\$1,231.	\$1,663.
	24"	30"	36"	42"	<b>QRKA 364223-()</b> ( )	983.	1,130.	1,300.	1,754.
	24"	30"	42"	36"	<b>QRKA 423623-()</b> ( )	983.	1,130.	1,300.	1,754.
	24"	30"	42"	42"	<b>QRKA 424223-()</b> ( )	1,035.	1,191.	1,368.	1,849.
	24"	30"	42"	48"	<b>QRKA 424823-()</b> ( )	1,118.	1,286.	1,480.	1,999.
	24"	30"	48"	42"	<b>QRKA 484223-()</b> ( )	1,118.	1,286.	1,480.	1,999.
	24"	30"	48"	48"	<b>QRKA 484823-()</b> ( )	1,175.	1,350.	1,552.	2,095.
	30"	24"	36"	36"	<b>QRKA 363632-()</b> ( )	936.	1,071.	1,231.	1,663.
	30"	24"	36"	42"	<b>QRKA 364232-()</b> ( )	983.	1,130.	1,300.	1,754.
	30"	24"	42"	36"	<b>QRKA 423632-()</b> ( )	983.	1,130.	1,300.	1,754.
	30"	24"	42"	42"	<b>QRKA 424232-()</b> ( )	1,035.	1,191.	1,368.	1,849.
	30"	24"	42"	48"	<b>QRKA 424832-()</b> ( )	1,118.	1,286.	1,480.	1,999.
	30"	24"	48"	42"	<b>QRKA 484232-()</b> ( )	1,118.	1,286.	1,480.	1,999.
	30"	24"	48"	48"	<b>QRKA 484832-()</b> ( )	1,175.	1,350.	1,552.	2,095.
	30"	30"	42"	42"	<b>QRKA 424233-()</b> ( )	1,035.	1,191.	1,368.	1,849.
	30"	30"	48"	48"	<b>QRKA 484833-()</b> ( )	1,175.	1,350.	1,552.	2,095.



Order Code	Specification Information	Additional Information
Example: <b>QRKA363623N1</b>	<i>To order please specify pattern number including:</i>	Please call Custom Product Development for special grommet locations.
<b>QR</b> Reff Standard Special	<i>1. Grommet options:</i>	<b>Knoll accepts no responsibility for special grommet locations which interfere with support hardware.</b>
<b>K</b> Straight front corner	CF = Classic grommet in flush location	Products on this page are shipped without hardware which must be ordered separately from the support components section.
<b>A</b> 1 1/4" top thickness	PF = Profiles grommet in flush location	Product on this page will accept woodgrain laminate where laminate is currently an option.
<b>36</b> 36" wide on left back	N = No Grommet	
<b>36</b> 36" wide on right back	<i>2. Grommet finish:</i>	
<b>2</b> 24" deep on left side	Painted or Plated	
<b>3</b> 30" deep on right side	<i>3. Finish type:</i>	
<b>N</b> No grommet	L = Laminate	
<b>1</b> V1 finish	M = Wood/laminate mixed	
<b>Y324</b> Ash	1 = V1	
	2 = V2	
	3 = V3	
	<i>4. Top finish</i>	

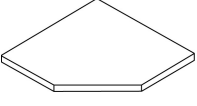
These worksurfaces are predrilled with pilot holes for use with wood screws.

Actual widths are 1/16" less all around on corner worksurfaces.

Classic type grommet sits even with top of the worksurface. Profiles type grommets have a 1/16" thick flange which rests above the worksurface.

**Note:** When specifying "plated" Classic grommet - The cap is plated and the sleeve comes in Black only.

Reff Worksurfaces  
*straight front corner tops*  
*1 3/4" thick*

description	Return d	d	Back w	w	pattern no.	lam.	M/V1	V2	V3
1 3/4" thick corner worksurface straight front corners	24"	30"	36"	36"	QRKB 363623-()()	\$1,118.	\$1,446.	\$1,664.	\$2,245.
	24"	30"	36"	42"	QRKB 364223-()()	1,178.	1,509.	1,734.	2,342.
	24"	30"	42"	36"	QRKB 423623-()()	1,178.	1,509.	1,734.	2,342.
	24"	30"	42"	42"	QRKB 424223-()()	1,244.	1,584.	1,823.	2,460.
	24"	30"	42"	48"	QRKB 424823-()()	1,345.	1,697.	1,952.	2,637.
	24"	30"	48"	42"	QRKB 484223-()()	1,345.	1,697.	1,952.	2,637.
	24"	30"	48"	48"	QRKB 484823-()()	1,411.	1,773.	2,040.	2,752.
	30"	24"	36"	36"	QRKB 363632-()()	1,118.	1,446.	1,664.	2,245.
	30"	24"	36"	42"	QRKB 364232-()()	1,178.	1,509.	1,734.	2,342.
	30"	24"	42"	36"	QRKB 423632-()()	1,178.	1,509.	1,734.	2,342.
	30"	24"	42"	42"	QRKB 424232-()()	1,244.	1,584.	1,823.	2,460.
	30"	24"	42"	48"	QRKB 424832-()()	1,345.	1,697.	1,952.	2,637.
	30"	24"	48"	42"	QRKB 484232-()()	1,345.	1,697.	1,952.	2,637.
	30"	24"	48"	48"	QRKB 484832-()()	1,411.	1,773.	2,040.	2,752.
	30"	30"	42"	42"	QRKB 424233-()()	1,244.	1,584.	1,823.	2,460.
	30"	30"	48"	48"	QRKB 484833-()()	1,411.	1,773.	2,040.	2,752.

Reff System

Order Code	Specification Information	Application Notes
Example: <b>QRKB363623N1</b>	<i>To order please specify pattern number including:</i>	Please call Custom Product Development for special grommet locations.
<b>QR</b> Reff Standard Special	1. Top thickness	<p><b>Knoll accepts no responsibility for special grommet locations which interfere with support hardware.</b></p> <p>Products on this page are shipped without hardware which must be ordered separately from the support components section.</p> <p>Mixed finish 1 3/4" tops are not post-formed.</p>
<b>K</b> Straight front corner	2. Left hand width	
<b>B</b> 1 3/4" top thickness	3. Right hand width	
<b>36</b> 36" wide on left back	4. Return left hand depth	
<b>36</b> 36" wide on right back	5. Return right hand depth	
<b>2</b> 24" deep on left side	6. Grommet option	
<b>3</b> 30" deep on right side	7. Finish type	
<b>N</b> No grommet	8. Top finish	
<b>1</b> V1 finish	9. Grommet finish	
<b>Y324</b> Ash	<p>1. <i>Top thickness:</i>                      A = 1 1/4"                      B = 1 3/4"</p> <p>6. <i>Grommet options:</i>                      N = No grommets                      F = Standard corner location</p> <p>7. <i>Finish type:</i>                      L = Laminate                      M = Wood/laminate mixed                      1 = V1                      2 = V2                      3 = V3</p>	<p>Actual widths are 1/16" less all around on corner worksurfaces.</p> <p>1 1/4" Product on this page will accept woodgrain laminate where laminate is currently an option.</p> <p>Applicable finishes are listed on page 86.</p>

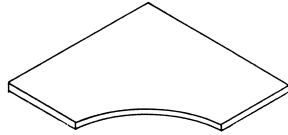


# Reff Worksurfaces

## *curvilinear corner tops*

Standard Specials Systems

description	Return d	d	Back w	w	pattern no.	lam.	M/V1	V2	V3
1 1/4" thick corner worksurface curved front corners	24"	30"	36"	36"	<b>QRCA 363623-()</b> ( )	\$936.	\$1,071.	\$1,231.	\$1,663.
	24"	30"	36"	42"	<b>QRCA 364223-()</b> ( )	983.	1,130.	1,300.	1,754.
	24"	30"	42"	36"	<b>QRCA 423623-()</b> ( )	983.	1,130.	1,300.	1,754.
	24"	30"	42"	42"	<b>QRCA 424223-()</b> ( )	1,035.	1,191.	1,368.	1,849.
	24"	30"	42"	48"	<b>QRCA 424823-()</b> ( )	1,118.	1,286.	1,480.	1,999.
	24"	30"	48"	42"	<b>QRCA 484223-()</b> ( )	1,118.	1,286.	1,480.	1,999.
	24"	30"	48"	48"	<b>QRCA 484823-()</b> ( )	1,175.	1,350.	1,552.	2,095.
	30"	24"	36"	36"	<b>QRCA 363632-()</b> ( )	936.	1,071.	1,231.	1,663.
	30"	24"	36"	42"	<b>QRCA 364232-()</b> ( )	983.	1,130.	1,300.	1,754.
	30"	24"	42"	36"	<b>QRCA 423632-()</b> ( )	983.	1,130.	1,300.	1,754.
	30"	24"	42"	42"	<b>QRCA 424232-()</b> ( )	1,035.	1,191.	1,368.	1,849.
	30"	24"	42"	48"	<b>QRCA 424832-()</b> ( )	1,118.	1,286.	1,480.	1,999.
	30"	24"	48"	42"	<b>QRCA 484232-()</b> ( )	1,118.	1,286.	1,480.	1,999.
	30"	24"	48"	48"	<b>QRCA 484832-()</b> ( )	1,175.	1,350.	1,552.	2,095.
	30"	30"	42"	42"	<b>QRCA 424233-()</b> ( )	1,035.	1,191.	1,368.	1,849.
	30"	30"	48"	48"	<b>QRCA 484833-()</b> ( )	1,175.	1,350.	1,552.	2,095.

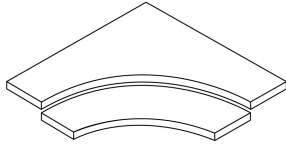


Order Code	Specification Information	Application Notes
Example: <b>QRCA363636N1</b>	<i>To order please specify pattern number including:</i>	Radius of curved front changes with overall top size. See Planning Guide.
<b>QR</b> Reff Standard Special	<i>1. Grommet options:</i>	Actual widths of worksurface are 1/16" less than nominal dimension. Actual depth is 1/8" less than nominal dimension.
<b>C</b> Curved front corner	CF = Classic grommet in flush location	<b>Knoll accepts no responsibility for special grommet locations which interfere with support or other hardware.</b>
<b>A</b> 1 1/4" thick	PF = Profiles grommet in flush location	
<b>36</b> 36" wide on left back	N = No Grommet	Please call Custom Product Development for special grommet locations.
<b>36</b> 36" wide on right back		
<b>2</b> 24" deep on left side	<i>2. Grommet finish:</i>	Classic type grommet sits even with top of the worksurface. Profiles type grommets have a 1/16" thick flange which rests above the worksurface.
<b>3</b> 30" deep on right side	Painted or Plated	
<b>N</b> No grommet	<i>3. Finish type:</i>	<b>Note:</b> When specifying "plated" Classic grommet - The cap is plated and the sleeve comes in Black only.
<b>1</b> VI finish	L = Laminate	
<b>Y324</b> Ash	M = Wood/laminate mixed	See Planning Guide for grommet locations.
	1 = V1	
	2 = V2	
	3 = V3	
	<i>4. Top finish</i>	

# Reff Worksurfaces

## *split curvilinear corner tops*

description	Return d	d	Back w	w	pattern no.	lam.	M/V1	V2	V3
1 1/4" thick split curvilinear corner worksurface with 10" D split front	24"	24"	36"	36"	<b>QRCAS 363622-()()</b>	\$1,610.	\$1,758.	\$2,022.	\$2,730.
	24"	24"	42"	42"	<b>QRCAS 424222-()()</b>	1,711.	1,880.	2,162.	2,917.
	24"	24"	48"	48"	<b>QRCAS 484822-()()</b>	1,850.	2,037.	2,343.	3,164.
	30"	30"	42"	42"	<b>QRCAS 424233-()()</b>	1,711.	1,880.	2,162.	2,917.
	30"	30"	48"	48"	<b>QRCAS 484833-()()</b>	1,850.	2,037.	2,343.	3,164.



**NOTE: Split Top Mechanism to be ordered separately from the Interaction Price List**

Order IBST18 split-top mechanism for QRCAS363622, QRCAS424233  
 Order IBST22 split-top mechanism for QRCAS424222, QRCAS484822  
 Order IBST28 split-top mechanism for QRCAS484833

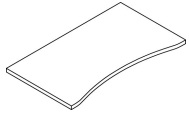
Order Code	Specification Information	Application Notes
Example: <b>QRCAS363622N1</b>	<i>To order please specify pattern number including:</i>	Radius of curved front changes with overall top size. See Planning Guide.
<b>QR</b> Reff Standard Special		Actual widths of worksurface are 1/16" less than nominal dimension. Actual depth is 1/8" less than nominal dimension.
<b>C</b> Curved front corner	<i>1. Grommet options:</i>	<b>Knoll accepts no responsibility for special grommet locations which interfere with support or other hardware.</b>
<b>A</b> 1 1/4" thick	CF = Classic grommet in flush location	Please call Custom Product Development for special grommet locations.
<b>S</b> Split Top	PF = Profiles grommet in flush location	Classic type grommet sits even with top of the worksurface. Profiles type grommets have a 1/16" thick flange which rests above the worksurface.
<b>36</b> 36" wide on left back	N = No Grommet	<b>Note:</b> When specifying "plated" Classic grommet - The cap is plated and the sleeve comes in Black only.
<b>36</b> 36" wide on right back		
<b>2</b> 24" deep on left side	<i>2. Grommet finish:</i>	
<b>2</b> 24" deep on right side	Painted or Plated	
<b>N</b> No grommet	<i>3. Finish type:</i>	
<b>1</b> V1 finish	L = Laminate	These worksurfaces are predrilled with pilot holes for use with wood screws.
<b>Y324</b> Ash	M = Wood/laminate mixed	Curvilinear worksurfaces only available in 1 1/4" thick.
	1 = V1	See Planning Guide for grommet locations.
	2 = V2	
	3 = V3	
	<i>4. Top finish</i>	

# Reff Worksurfaces

## 1 1/4" concave

Standard Specials Systems

description	d	w	pattern no.	L	M/V1	V2	V3
Concave top	24"	42"	<b>QRCAVE422</b> ( ) ( )	\$827.	\$954.	\$1,097.	\$1,481.
<b>concave depth=21"d</b>	24"	48"	<b>QRCAVE482</b> ( ) ( )	859.	990.	1,140.	1,539.



Order Code	Specification Information	Application Notes
Example: <b>QRCAVE422 F 2 V316 111</b>	<i>To order please specify pattern number including:</i>	Product on this page will accept woodgrain laminate where laminate is currently an option.
<b>QR</b> Reff	<i>1. Grommet options:</i>	Products on this page are shipped without hardware which must be ordered separately from the support components section.
<b>CAVE</b> 1 1/4" Concave	CF = Classic grommet in Flush location	Worksurface stiffeners recommended to provide additional support for open spans greater than 54"w.
<b>42</b> 42" wide	PF = Profiles grommet in Flush location	These worksurfaces are predrilled with pilot holes for use with wood screws.
<b>2</b> 24" deep	N = No Grommet	Classic type grommet sits even with top of the work surface.
<b>2</b> V2 finish	<i>2. Grommet finishes:</i>	Profiles type grommets have a 1/16" thick flange which rests above the work surface.
<b>F</b> Flush grommet	Painted or Plated	<b>Note:</b> When specifying "plated" Classic grommet - The cap is plated and the sleeve comes in black only.
<b>2</b> V2 finish	<i>3. Finish type:</i>	<b>Note:</b> Recessed grommet location is not recommended for 20" and 24" deep tops.
<b>V316</b> Light Maple finish	L = Laminate	
<b>111</b> Black grommet finish	M = Wood/laminate mixed	
	1 = V1	
	2 = V2	
	3 = V3	

Reff Worksurfaces  
for Calibre Front Lateral Files C2F and end panel  
1 1/4" thick

description	d	w	pattern no.	L	M/V1	V2	V3
File top, 1 1/4" thick for Calibre front lateral file + one 18" deep end panel no grommet	18"	31"	QRSAEC3118( )	\$463.	\$517.	\$592.	\$803.
	18"	37"	QRSAEC3718( )	482.	540.	621.	838.
	18"	43"	QRSAEC4318( )	507.	561.	645.	871.
	18"	61"	QRSAEC6118( )	581.	650.	749.	1,012.
	18"	67"	QRSAEC6718( )	615.	686.	784.	1,061.
	18"	73"	QRSAEC7318( )	622.	692.	796.	1,076.
	18"	79"	QRSAEC7918( )	661.	741.	848.	1,145.
	18"	85"	QRSAEC8518( )	692.	768.	882.	1,193.
	18"	91"	QRSAEC9118( )	718.	796.	915.	1,235.
	18"	97"	QRSAEC9718( )	780.	867.	996.	1,344.
	18"	103"	QRSAEC10318( )	844.	936.	1,076.	1,454.
18"	109"	QRSAEC10918( )	906.	1,007.	1,157.	1,563.	
File top, 1 1/4" thick for Calibre front lateral file back to back + one 36" deep end panel no grommet	36"	31"	QRSAEC3136( )	687.	765.	879.	1,188.
	36"	37"	QRSAEC3736( )	714.	796.	915.	1,236.
	36"	43"	QRSAEC4336( )	771.	858.	985.	1,333.
	36"	61"	QRSAEC6136( )	825.	917.	1,060.	1,429.
	36"	67"	QRSAEC6736( )	853.	951.	1,093.	1,476.
	36"	73"	QRSAEC7336( )	920.	1,019.	1,172.	1,581.
	36"	76"	QRSAEC7936( )	987.	1,088.	1,252.	1,688.
	36"	85"	QRSAEC8536( )	1,056.	1,156.	1,330.	1,796.
	36"	91"	QRSAEC9136( )	1,122.	1,226.	1,410.	1,901.
	36"	97"	QRSAEC9736( )	1,191.	1,296.	1,488.	2,009.
	36"	103"	QRSAEC10336( )	1,257.	1,363.	1,567.	2,116.
36"	109"	QRSAEC10936( )	1,325.	1,432.	1,646.	2,223.	

Order Code	Specification Information	Application Notes
Example: <b>QRSAEC3118 2 V316</b>	<i>To order please specify pattern number including:</i>	To build an enclosure, end panel(s) + top, for Calibre Front C2F lateral files.
<b>QRSA</b> Reff rectangular 1 1/4" thick top	1. Top finish	
<b>EC</b> For Calibre front file + end panel	Product on this page will accept woodgrain laminate where laminate is currently an option.	Not to be used with modesty panel.
<b>31</b> Width		No grommet.
<b>18</b> Depth		
<b>V316</b> Maple finish		

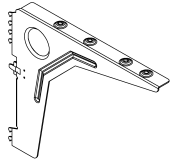
Reff Worksurfaces  
for Calibre Front Lateral Files C2F and end panels  
1 1/4" thick

Standard Specials Systems

description	d	w	pattern no.	L	V1	V2	V3
File top, 1 1/4" thick for Calibre front lateral file + two 18" deep end panel no grommet	18"	32"	QRSAEC3218( )	\$463.	\$517.	\$592.	\$803.
	18"	38"	QRSAEC3818( )	482.	540.	621.	838.
	18"	44"	QRSAEC4418( )	507.	561.	645.	871.
	18"	62"	QRSAEC6218( )	581.	650.	749.	1,012.
	18"	68"	QRSAEC6818( )	615.	686.	784.	1,061.
	18"	74"	QRSAEC7418( )	622.	692.	796.	1,076.
	18"	80"	QRSAEC8018( )	661.	741.	848.	1,145.
	18"	86"	QRSAEC8618( )	692.	768.	882.	1,193.
	18"	92"	QRSAEC9218( )	718.	796.	915.	1,235.
	18"	98"	QRSAEC9818( )	780.	867.	996.	1,344.
	18"	104"	QRSAEC10418( )	844.	936.	1,076.	1,454.
18"	110"	QRSAEC11018( )	906.	1,007.	1,157.	1,563.	
File top, 1 1/4" thick for Calibre front lateral file back to back + two 36" deep end panels no grommet	36"	32"	QRSAEC3236( )	687.	765.	879.	1,188.
	36"	38"	QRSAEC3836( )	714.	796.	915.	1,236.
	36"	44"	QRSAEC4436( )	771.	858.	985.	1,333.
	36"	62"	QRSAEC6236( )	825.	917.	1,060.	1,429.
	36"	68"	QRSAEC6836( )	853.	951.	1,093.	1,476.
	36"	74"	QRSAEC7436( )	920.	1,019.	1,172.	1,581.
	36"	80"	QRSAEC8036( )	987.	1,088.	1,252.	1,688.
	36"	86"	QRSAEC8636( )	1,056.	1,156.	1,330.	1,796.
	36"	92"	QRSAEC9236( )	1,122.	1,226.	1,410.	1,901.
	36"	98"	QRSAEC9836( )	1,191.	1,296.	1,488.	2,009.
	36"	104"	QRSAEC10436( )	1,257.	1,363.	1,567.	2,116.
36"	110"	QRSAEC11036( )	1,325.	1,432.	1,646.	2,223.	

Order Code	Specification Information	Application Notes
Example: <b>QRSAEC3218 2 V316</b>	<i>To order please specify pattern number including:</i>	To build an enclosure, end panel(s) + top, for Calibre Front C2F lateral files.
<b>QRSA</b> Reff rectangular 1 1/4" thick top	1. Top finish	
<b>EC</b> For Calibre front file + end panel	Product on this page will accept woodgrain laminate where laminate is currently an option.	Not to be used with modesty panel.
<b>32</b> Width		No grommet.
<b>18</b> Depth		
<b>V316</b> Maple finish		

description	d	pattern no.	P1	P2	P3
Cantilever bracket, panel hung	11"	<b>QRBC11 (L/R)</b>	\$112.		
	18"	<b>RBC18 (L/R)</b>	96.	106.	111.



specify paint finish

Corner top corner bracket		<b>RBCC</b>	19.		
---------------------------	--	-------------	-----	--	--


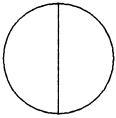


available in black only

Order Code	Specification Information	Application Notes
Example: <b>QRBC11L 115</b>	<i>To order please specify pattern number including:</i> 1. Left or right-hand, where applicable. 2. Finish	Applicable finishes are listed on page 86.
<b>QR</b> Reff Standard Special		
<b>B</b> Bracket		
<b>C</b> Cantilever		
<b>11</b> 18" deep		
<b>L</b> Left hand		
<b>115</b> Medium Grey		

conference room tops

1 1/4" and 1 3/4" thick round - No Grommets - No Drilling

description	h	dia	pattern no.	lam.	M/V1	V2	V3
Round tops 	1 1/4"	24"	<b>QRTA2424</b> ( ) ( )	\$766.	\$851.	\$977.	\$1,317.
		30"	<b>QRTA3030</b> ( ) ( )	800.	887.	1,020.	1,378.
		54"	<b>QRTA5454</b> ( ) ( ) *	2,393.	2,655.	3,052.	4,119.
		* top in two pieces					
	1 3/4"	24"	<b>QRTB2424</b> ( ) ( )	926.	1,364.	1,568.	2,118.
		30"	<b>QRTB3030</b> ( ) ( )	959.	1,402.	1,611.	2,176.
		54"	<b>QRTB5454</b> ( ) ( ) *	2,871.	3,666.	4,217.	5,693.
		* top in two pieces					

**Order Code**

**Specification Information**

**Application Notes**

Example: <b>QRTA30302</b>	
<b>QR</b>	Reff Standard Special
<b>T</b>	Rounded top
<b>A</b>	1 1/4" thick
<b>36</b>	36" wide
<b>30</b>	30" deep
<b>2</b>	V2 finish
<b>V319</b>	Medium cherry

To order please specify pattern number including:

1. Top thickness
2. Width
3. Depth
4. Finish type
5. Finish

1. Thickness options:

A = 1 1/4"  
B = 1 3/4"

4. Finish type:

L = Laminate  
M = Wood/laminate mixed  
1 = V1  
2 = V2  
3 = V3

\*Round tops in two pieces.

Top to top brackets included.

See table base matrix in Planning Guide pages 140 and 141.

1 1/4" tops require support at mid point to reduce spans to 48" or less.

Tops have no radius on edges that adjoin.

1 3/4" tops require support at mid point to reduce spans to 66" or less.

Laminate and mixed finish 1 3/4" tops on this page are not post formed.

All tops on this page are without grommets or drillings. The intended use of these products is to provide conference room table options.

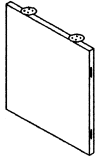
Actual widths of worksurface are 1/16" less than nominal dimension. Actual depth is 1/8" less than nominal dimension.

1 1/4" Product on this page will accept woodgrain laminate where laminate is currently an option.

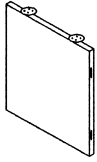
Applicable finishes are listed on page 86.

# Reff support components end panels

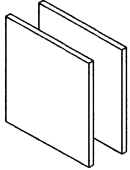
description	d	w	h	pattern no.	lam.	V1	V2	V3
Endpanel, for use in building flush or cantilevered worksurfaces. Standard height	1"	35"	26 1/2"	<b>QRE35F-( ) ( )</b>	\$318.	\$528.	\$608.	\$820.



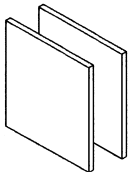
Endpanel, for use in building flush or cantilevered worksurfaces. Desk height	1"	35"	28 3/8"	<b>QREDH35F-( ) ( )</b>	332.	555.	638.	860.
---	----	-----	---------	-------------------------	------	------	------	------



Endpanel, for recessed modesty worksurfaces. Standard height	1"	24"	26 1/2"	<b>QRE24-( ) ( )</b>	598.	983.	1,131.	1,524.
	<i>sold in pairs with 3" recess</i>							



Endpanel, for recessed modesty worksurfaces. Desk height	1"	24"	28 3/8"	<b>QREDH24-( ) ( )</b>	628.	1,033.	1,187.	1,601.
	<i>sold in pairs with 3" recess</i>							



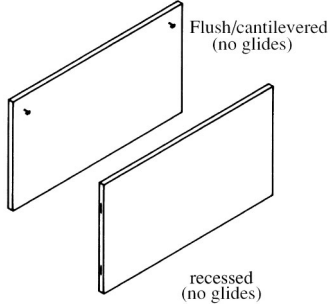
Reff System

Order Code	Specification Information	Application Notes
Example: <b>QRE35FL118</b>	<i>To order please specify pattern number including:</i>	Product on this page will accept woodgrain laminate where laminate is currently an option.
<b>QR</b> Reff Standard Special	1. <i>Finish type</i>	Applicable finishes are listed on page 86.
<b>E</b> End panel	2. <i>Finish</i>	
<b>35</b> 35" panel dimension	1. <i>Finish type:</i>	End panels come with all hardware necessary to attach to tops and each other to build freestanding desks. To join tops to tops or bridge assemblies to desk, hardware must be ordered.
<b>F</b> Flush modesty placement	L = Laminate	
<b>L</b> Laminate	1 = V1	
<b>118</b> Bright White	2 = V2	Glides ship with all supports on this page except the recessed modesty panel.
	3 = V3	
		Please see Planning Guide for freestanding planning instruction.



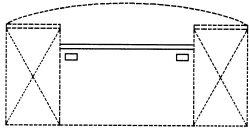
# Reff support components modesty panels

description	d	w	h	pattern no.	L	V1	V2	V3
Modesty panels with hardware. <sup>15/16"</sup> actual thickness (standard height)	1"	102"	26 1/2"	<b>QRB102(M/H)(F/R)( ) ( )</b>	\$784.	\$1,089.	\$1,252.	\$1,689.
	1"	108"	26 1/2"	<b>QRB108(M/H)(F/R)( ) ( )</b>	853.	1,162.	1,336.	1,805.
	1"	114"	26 1/2"	<b>QRB114(M/H)(F/R)( ) ( )</b>	924.	1,234.	1,421.	1,919.
	1"	120"	26 1/2"	<b>QRB120(M/H)(F/R)( ) ( )</b>	991.	1,309.	1,507.	2,033.



Modesty panels with hardware. <sup>15/16"</sup> actual thickness (desk height)	1"	102"	28 3/8"	<b>QRBDH102M(F/R)( ) ( )</b>	824.	1,144.	1,314.	1,773.
	1"	108"	28 3/8"	<b>QRBDH108M(F/R)( ) ( )</b>	898.	1,220.	1,403.	1,894.
	1"	114"	28 3/8"	<b>QRBDH114M(F/R)( ) ( )</b>	969.	1,298.	1,491.	2,014.
	1"	120"	28 3/8"	<b>QRBDH120M(F/R)( ) ( )</b>	1,041.	1,376.	1,581.	2,135.

Short modesty panel (standard height)	1"	28"	26 1/2"	<b>QRB28MR( ) ( )</b>	351.	498.	571.	773.
	1"	34"	26 1/2"	<b>QRB34MR( ) ( )</b>	388.	545.	627.	847.
	1"	46"	26 1/2"	<b>QRB46MR( ) ( )</b>	469.	666.	768.	1,036.
	1"	58"	26 1/2"	<b>QRB58MR( ) ( )</b>	509.	720.	828.	1,117.



### Use of short modesty panel

Pedestals and finished back for pedestal must each be ordered separately

Short modesty comes with attachment brackets to secure modesty panel to sides of pedestals.

Order:

28" modesty for 60" bow top

34" modesty for 66" bow top

46" modesty for 78" bow top

58" modesty for 90" bow top

When ordering 30"d bow top for use with short modesty, specify **recessed** grommet location

When ordering 36"d bow top for use with short modesty, specify **alternate** grommet location

Short modesty panel (desk height)	1"	28"	28 3/8"	<b>QRBDH28MR( ) ( )</b>	367.	523.	602.	811.
	1"	34"	28 3/8"	<b>QRBDH34MR( ) ( )</b>	407.	571.	658.	888.
	1"	46"	28 3/8"	<b>QRBDH46MR( ) ( )</b>	492.	700.	805.	1,088.
	1"	58"	28 3/8"	<b>QRBDH58MR( ) ( )</b>	535.	754.	870.	1,175.

### Order Code

Example:	<b>QRBDH120MFL114</b>
<b>QR</b>	Reff Standard Special
<b>B</b>	Back panel
<b>DH</b>	Desk height (28 3/8")
<b>120</b>	120"
<b>M</b>	Full height
<b>F</b>	Modesty placement, flush
<b>L</b>	Finish type, laminate
<b>114</b>	Finish, Folkstone grey

### Specification Information

To order please specify pattern number including:

1. Modesty type
2. Modesty placement
3. Finish type
4. Finish

1. Modesty type:  
M = Full height (26 1/2"H or <sup>28 3/8"</sup>)  
H = Half height

2. Modesty placement:  
F = Flush, cantilevered  
R = Recessed

3. Finish type:  
L = Laminate  
1 = V1  
2 = V2  
3 = V3

### Application Notes

Product on this page will accept woodgrain laminate where laminate is currently an option.

Modesty panels ship with all hardware necessary to attach to tops and each other to build freestanding desks. To join tops to tops or bridge assemblies to desk, hardware must be ordered separately.

Modesty panel lengths are nominal, length changes on option selected.

Glides ship with all supports on this page except the recessed modesty panel.

Please see Reff Planning Guide for freestanding planning instructions.

# Reff support components

## end panel for Calibre Front C2F Lateral Files

Standard Specials Systems

description	w	d	h	pattern no.	L	V1	V2	V3
End panel, for end of a Calibre Front lateral file	18"	1"	27"	<b>QREC2718 ( ) ( )</b>	\$278.	\$469.	\$539.	\$728.
1 1/16" actual thickness	18"	1"	39"	<b>QREC3918 ( ) ( )</b>	354.	596.	686.	926.
	18"	1"	63"	<b>QREC6318 ( ) ( )</b>	504.	852.	980.	1,323.
	18"	1"	58.5"	<b>QREC5818 ( ) ( )</b>	480.	809.	1,069.	1,242.
	36"	1"	27"	<b>QREC2736 ( ) ( )</b>	332.	561.	645.	872.
	36"	1"	39"	<b>QREC3936 ( ) ( )</b>	422.	713.	820.	1,107.
	36"	1"	63"	<b>QREC6336 ( ) ( )</b>	607.	1,024.	1,177.	1,591.
	36"	1"	58.5"	<b>QREC5836 ( ) ( )</b>	574.	969.	1,114.	1,504.

### Order Code

Example: <b>QREC2718 2 V316</b>
<b>QR</b> Reff Standard Special
<b>E</b> End panel
<b>C</b> For Calibre front file
<b>27</b> Height
<b>18</b> Depth
<b>2</b> V2 finish
<b>V316</b> Maple finish

### Specification Information

To order please specify pattern number including:

1. *Finish Type*,  
L = Laminate  
1 = V1  
2 = V2  
3 = V3
2. *Finish*

Product on this page will accept woodgrain laminate where laminate is currently an option.

### Application Notes

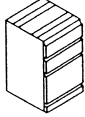
To build an enclosure, end panel(s) + top, for Calibre Front C2F lateral files.

Include levellers and disc attachment hardwards.

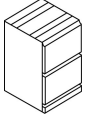
Not to be used with modesty panel.

Reff Cabinetry  
pedestals, 17" W  
wood interiors, standard height

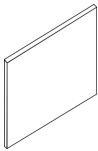
description	w	d	h	pattern no.	L	V1	V2	V3
Pedestal for UK filing standard height	17"	19"	26 1/2"	QR211JUK-( ) W ( ) L	\$1,527.	\$1,781.	\$2,048.	\$2,764.
BBF	17"	23"	26 1/2"	QR212JUK-( ) W ( ) L	1,699.	1,987.	2,285.	3,084.
	17"	29"	26 1/2"	QR213JUK-( ) W ( ) L	1,851.	2,164.	2,488.	3,359.



Pedestal for UK filing standard height	17"	19"	26 1/2"	QR211KUK-( ) W ( ) L	1,422.	1,662.	1,911.	2,580.
FF	17"	23"	26 1/2"	QR212KUK-( ) W ( ) L	1,678.	1,960.	2,254.	3,041.
	17"	29"	26 1/2"	QR213KUK-( ) W ( ) L	1,829.	2,139.	2,460.	3,321.



Pedestal back for UK	17"	1"	26 1/2"	QRPAB17UK-( ) ( )	160.	182.	208.	282.
----------------------	-----	----	---------	-------------------	------	------	------	------

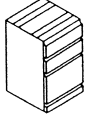


Order Code	Specification Information	Application Notes
Example: <b>QR211JUKLWDL</b>	<i>To order please specify pattern number including:</i>	3. Pull Option (where applicable) D = metal D-pull (finish optional) J = routed J-pull (finish matches case) C = nickel finish C-pull (nickel finish only) S = S-pull (stainless steel finish only) R = Cylinder T = Tab F = Bar H = Out Line
<b>QR</b> Reff Standard Special	1. Finish type	<b>Pedestals do not come with lock included. Keying instructions must accompany all cabinet orders.</b>
<b>2</b> 26 1/2"H	2. Pull option	File drawers include file bars for front to back and side to side filing. File drawers do not support bottom loading.
<b>1</b> 17" wide	3. Keying instructions	Random locks are factory installed.
<b>1</b> 19" deep	4. Finish	Keyalike are field installed using the KnollKey order form.
<b>J</b> Box box file config.	<b>*After specifying product code, provide keying instructions.</b>	Each locking pedestal on this page counts for one lock core.
<b>L</b> Laminate finish	1. Finish type:	
<b>W</b> Wood interior	L = Laminate	
<b>D</b> Metal D-pull	1 = V1	
<b>L</b> Lock hole drilled	2 = V2	
	3 = V3	
	2. Interior options:	
	W = Wood	
		4. Lock options: L = Drilled to accept lock
		6. Refer to page 188 for keying instructions.
		Product on this page excluding J-pull option will accept woodgrain laminate where laminate is currently an option.
		Each pedestal with wood drawers includes one pencil tray and two tray dividers in top box drawer.
		Pedestals must be ordered with back panel to achieve full depth without a modesty panel.

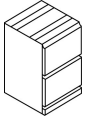
Applicable finishes are listed on page 86.

Reff Cabinetry  
pedestals, 17" W  
wood interiors, desk height

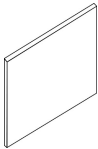
description	w	d	h	pattern no.	L	V1	V2	V3
Pedestal for UK filing desk height	17"	19"	28 <sup>3</sup> / <sub>8</sub> "	QR111JUK-( ) W ( ) L	\$1,604.	\$1,871.	\$2,151.	\$2,905.
BBF	17"	23"	28 <sup>3</sup> / <sub>8</sub> "	QR112JUK-( ) W ( ) L	1,784.	2,086.	2,400.	3,239.
	17"	29"	28 <sup>3</sup> / <sub>8</sub> "	QR113JUK-( ) W ( ) L	1,942.	2,273.	2,615.	3,528.



Pedestal for UK filing desk height	17"	19"	28 <sup>3</sup> / <sub>8</sub> "	QR111KUK-( ) W ( ) L	1,494.	1,744.	2,005.	2,707.
FF	17"	23"	28 <sup>3</sup> / <sub>8</sub> "	QR112KUK-( ) W ( ) L	1,760.	2,055.	2,364.	3,191.
	17"	29"	28 <sup>3</sup> / <sub>8</sub> "	QR113KUK-( ) W ( ) L	1,918.	2,246.	2,583.	3,486.



Pedestal back for UK	17"	1"	28 <sup>3</sup> / <sub>8</sub> "	QRPDHB17UK-( ) ( )	169.	191.	220.	294.
----------------------	-----	----	----------------------------------	--------------------	------	------	------	------



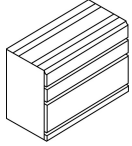
Order Code	Specification Information	Application Notes
Example: <b>QR211JUKLWDL</b>	<i>To order please specify pattern number including:</i>	<i>3. Pull Option (where applicable)</i>
<b>QR</b> Reff Standard Special	1. Finish type	D = metal D-pull (finish optional)
<b>2</b> 26 1/2" H	2. Pull option	J = routed J-pull (finish matches case)
<b>1</b> 17" wide	3. Keying instructions	C = nickel finish C-pull (nickel finish only)
<b>1</b> 19" deep	4. Finish	S = S-pull (stainless steel finish only)
<b>J</b> Box box file config.	<b>*After specifying product code, provide keying instructions.</b>	R = Cylinder
<b>L</b> Laminate finish	<i>1. Finish type:</i>	T = Tab
<b>W</b> Wood interior	L = Laminate	F = Bar
<b>D</b> Metal D-pull	1 = V1	H = Out Line
<b>L</b> Lock hole drilled	2 = V2	<i>4. Lock options:</i>
	3 = V3	L = Drilled to accept lock
	<i>2. Interior options:</i>	<i>6. Refer to page 188 for keying instructions.</i>
	W = Wood	Product on this page excluding J-pull option will accept woodgrain laminate where laminate is currently an option.
		Each pedestal with wood drawers includes one pencil tray and two tray dividers in top box drawer.
		Pedestals must be ordered with back panel to achieve full depth without a modesty panel.
		<b>Pedestals do not come with lock included. Keying instructions must accompany all cabinet orders.</b>
		File drawers include file bars for front to back and side to side filing. File drawers do not support bottom loading.
		Random locks are factory installed.
		Keyalike are field installed using the KnollKey order form.
		Each locking pedestal on this page counts for one lock core.

Applicable finishes are listed on page 86.

Reff Cabinetry  
pedestals, 30" and 36" W  
wood interiors

Standard Specials Systems

description	w	d	h	pattern no.	L	V1	V2	V3
Pedestal	30"	19"	26 1/2"	QRP231J-( ) ( ) L ( ) ( )	\$1,996.	\$2,326.	\$2,671.	\$3,598.
standard height	30"	23"	26 1/2"	QRP232J-( ) ( ) L ( ) ( )	2,212.	2,584.	2,967.	3,999.
BBF	36"	19"	26 1/2"	QRP261J-( ) ( ) L ( ) ( )	2,462.	2,870.	3,296.	4,442.
	36"	23"	26 1/2"	QRP262J-( ) ( ) L ( ) ( )	2,707.	3,162.	3,632.	4,895.



**Order Code**

Example:	<b>RP211JLWDL</b>
<b>R</b>	Reff
<b>P</b>	Pedestal
<b>2</b>	26 1/2"H
<b>1</b>	16" wide
<b>1</b>	19" deep
<b>J</b>	Box box file config.
<b>L</b>	Laminate finish
<b>W</b>	Wood interior
<b>D</b>	Metal D-pull
<b>L</b>	Lock hole drilled

Applicable finishes are listed on page 86.

**Specification Information**

To order please specify pattern number including:

1. Hinge location, where applicable
2. Finish type
3. Interior option
4. Pull option
5. Lock option, applicable hinged doors only
6. Keying instructions
7. Finish

**\*After specifying product code, provide keying instructions.**

1. *Hinge location:*  
L = Left hand  
R = Right hand

2. *Finish type:*  
L = Laminate  
1 = V1  
2 = V2  
3 = V3

3. *Interior options:*  
W = Wood

**Application Notes**

4. *Pull Option (where applicable)*  
D = metal D-pull (finish optional)  
J = routed J-pull (finish matches case)  
C = nickel finish C-pull (nickel finish only)  
S = S-pull (stainless steel finish only)  
R = Cylinder  
T = Tab  
F = Bar  
H = Out Line

5. *Lock options:*  
L = Drilled to accept lock  
N = No drilling

6. Refer to page 188 for keying instructions.

Product on this page excluding J-pull option will accept woodgrain laminate where laminate is currently an option.

Pedestals must be ordered with back panel to achieve full depth without a modesty panel.

**Pedestals do not come with lock included. Keying instructions must accompany all cabinet orders.**

Hinge door cabinets have optional lock drilling which can be specified in the cabinet product code.

Mobile pedestals are always equipped with finished backs.

File drawers include file bars for front to back and side to side filing. File drawers do not support bottom loading.

Random locks are factory installed.

Keyalike are field installed using the KnollKey order form.

Each locking pedestal on this page counts for one lock core.

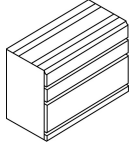
# Reff Cabinetry

## pedestals, 30" and 36" W

### metal interiors

Standard Specials Systems

description	w	d	h	pattern no.	L	V1	V2	V3
Pedestal	30"	19"	26 1/2"	QRP231J-()()L()()	\$1,667.	\$1,945.	\$2,232.	\$3,005.
standard height	30"	23"	26 1/2"	QRP232J-()()L()()	1,712.	2,001.	2,298.	3,093.
BBF	36"	19"	26 1/2"	QRP261J-()()L()()	1,777.	2,074.	2,379.	3,204.
	36"	23"	26 1/2"	QRP262J-()()L()()	1,815.	2,122.	2,435.	3,280.



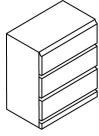
Reff System

Order Code	Specification Information	Application Notes
<p>Example: <b>RP211JLWDL</b></p> <p><b>R</b> Reff</p> <p><b>P</b> Pedestal</p> <p><b>2</b> 26 1/2"H</p> <p><b>1</b> 16" wide</p> <p><b>1</b> 19" deep</p> <p><b>J</b> Box box file config.</p> <p><b>L</b> Laminate finish</p> <p><b>W</b> Wood interior</p> <p><b>D</b> Metal D-pull</p> <p><b>L</b> Lock hole drilled</p>	<p>To order please specify pattern number including:</p> <ol style="list-style-type: none"> <li>Hinge location, where applicable</li> <li>Finish type</li> <li>Interior option</li> <li>Pull option</li> <li>Lock option, applicable hinged doors only</li> <li>Keying instructions</li> <li>Finish</li> </ol> <p><b>*After specifying product code, provide keying instructions.</b></p> <p><b>1. Hinge location:</b> L = Left hand R = Right hand</p> <p><b>2. Finish type:</b> L = Laminate 1 = V1 2 = V2 3 = V3</p> <p><b>3. Interior options:</b> M = Metal</p>	<p><b>4. Pull Option (where applicable)</b> D = metal D-pull (finish optional) J = routed J-pull (finish matches case) C = nickel finish C-pull (nickel finish only) S = S-pull (stainless steel finish only) R = Cylinder T = Tab F = Bar H = Out Line</p> <p><b>5. Lock options:</b> L = Drilled to accept lock N = No drilling</p> <p><b>6. Refer to page 188 for keying instructions.</b></p> <p>Product on this page excluding J-pull option will accept woodgrain laminate where laminate is currently an option.</p> <p>Pedestals must be ordered with back panel to achieve full depth without a modesty panel.</p>
		<p><b>Pedestals do not come with lock included. Keying instructions must accompany all cabinet orders.</b></p> <p>Hinge door cabinets have optional lock drilling which can be specified in the cabinet product code.</p> <p>Mobile pedestals are always equipped with finished backs.</p> <p>File drawers include file bars for front to back and side to side filing. File drawers do not support bottom loading.</p> <p>Random locks are factory installed.</p> <p>Keyalike are field installed using the KnollKey order form.</p> <p>Each locking pedestal on this page counts for one lock core.</p>

Applicable finishes are listed on page 86.

Reff Cabinetry  
*Cabinets ( use with 26 1/2" h support components)*  
 38" high  
 wood interior

description	w	d	h	pattern no.	L	V1	V2	V3
3 Drawer lateral file with anit-tip bar device	30"	20"	38"	<b>QRC332F-</b> ( ) ( ) L ( ) ( )	\$2,769.	\$3,810.	\$4,382.	\$5,916.
	30"	24"	38"	<b>QRC333F-</b> ( ) ( ) L ( ) ( )	3,039.	4,188.	4,816.	6,504.
	36"	20"	38"	<b>QRC362F-</b> ( ) ( ) L ( ) ( )	3,462.	4,762.	5,478.	7,391.
	36"	24"	38"	<b>QRC363F-</b> ( ) ( ) L ( ) ( )	3,804.	5,232.	6,017.	8,122.



**Order Code**

Example:	<b>QRC332FLWJL</b>
<b>QR</b>	Reff Standard Special
<b>C</b>	Cabinets
<b>3</b>	38" high
<b>3</b>	30" wide
<b>2</b>	20" deep
<b>F</b>	File drawer
<b>L</b>	Laminate finish type
<b>W</b>	Wood interior
<b>J</b>	Routed pull
<b>L</b>	Lock drilling

**Specification Information**

*To order please specify pattern number including:*

1. Hinge location, where applicable
2. Finish type
3. Interior option
4. Pull option
5. Lock option, where applicable
6. Finish, cabinet
7. Finish, pull when applicable
8. Keying instructions

**\*After specifying product code, provide keying instructions.**

*1. Hinge location:*

L = Left hand  
R = Right hand

*2. Finish type:*

L = Laminate  
1 = V1  
2 = V2  
3 = V3

*3. Interior options:*

W = Wood

*4. Pull Option (where applicable)*

D = metal D-pull (finish optional)  
J = routed J-pull (finish matches case)  
C = nickel finish C-pull (nickel finish only)  
S = S-pull (stainless steel finish only)  
R = Cylinder  
T = Tab  
F = Bar  
H = Out Line

*5. Lock options:*

L = Lock hole drilled  
N = No lock drilling

*8. Refer to page 188 for keying instructions.*

Product on this page excluding J-pull option will accept woodgrain laminate where laminate is currently an option.

Specify shelf paint finish on open cabinets with metal interiors.

Please note: Shelf adjustability is limited to approximately 2.5" up or down per shelf from predetermined shelf height.

**Application Notes**

Key alike are field installed using the KnollKey order form. Random locks are factory installed.

**Cabinets do not come with lock included. Keying instructions must accompany all cabinet orders.**

Hinge door cabinets have optional lock drilling which can be specified in the cabinet product code.

*\*Note:*

Wardrobe cabinets do not come equipped with coat rod and boot tray. Please specify separately from standard Reff price list.

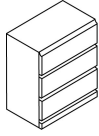
File drawers include file bars for front to back and side to side filing.

File drawers do not support bottom loading.

Applicable finishes are listed on page 86.

Reff Cabinetry  
 Cabinets ( use with 26 1/2" h support components)  
 38" high  
 metal interior

description	width	depth	height	pattern no.	L	V1	V2	V3
3 Drawer lateral file with anit-tip bar device	30"	20"	38"	<b>QRC332F-</b> ( ) ( ) L ( ) ( )	\$2,587.	\$3,560.	\$4,094.	\$5,526.
	30"	24"	38"	<b>QRC333F-</b> ( ) ( ) L ( ) ( )	2,855.	3,929.	4,520.	6,101.
	36"	20"	38"	<b>QRC362F-</b> ( ) ( ) L ( ) ( )	3,280.	4,513.	5,191.	7,007.
	36"	24"	38"	<b>QRC363F-</b> ( ) ( ) L ( ) ( )	3,621.	4,987.	5,735.	7,741.



**Order Code**

Example:	<b>QRC332FLWJL</b>
<b>QR</b>	Reff Standard Special
<b>C</b>	Cabinets
<b>3</b>	38" high
<b>3</b>	30" wide
<b>2</b>	20" deep
<b>F</b>	File drawer
<b>L</b>	Laminate finish type
<b>W</b>	Wood interior
<b>J</b>	Routed pull
<b>L</b>	Lock drilling

**Specification Information**

To order please specify pattern number including:

1. Hinge location, where applicable
2. Finish type
3. Interior option
4. Pull option
5. Lock option, where applicable
6. Finish, cabinet
7. Finish, pull when applicable
8. Keying instructions

**\*After specifying product code, provide keying instructions.**

1. Hinge location:  
L = Left hand  
R = Right hand

2. Finish type:  
L = Laminate  
1 = V1  
2 = V2  
3 = V3

3. Interior options:  
M = Metal

4. Pull Option (where applicable)

- D = metal D-pull (finish optional)
- J = routed J-pull (finish matches case)
- C = nickel finish C-pull (nickel finish only)
- S = S-pull (stainless steel finish only)
- R = Cylinder
- T = Tab
- F = Bar
- H = Out Line

5. Lock options:

- L = Lock hole drilled
- N = No lock drilling

8. Refer to page 188 for keying instructions.

Product on this page excluding J-pull option will accept woodgrain laminate where laminate is currently an option.

Specify shelf paint finish on open cabinets with metal interiors.

Please note: Shelf adjustability is limited to approximately 2.5" up or down per shelf from predetermined shelf height.

**Application Notes**

Key alike are field installed using the KnollKey order form. Random locks are factory installed.

**Cabinets do not come with lock included. Keying instructions must accompany all cabinet orders.**

Hinge door cabinets have optional lock drilling which can be specified in the cabinet product code.

*\*Note:*

Wardrobe cabinets do not come equipped with coat rod and boot tray. Please specify separately from standard Reff price list.

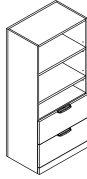
File drawers include file bars for front to back and side to side filing.

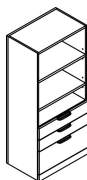
File drawers do not support bottom loading.

Applicable finishes are listed on page 86.



Reff Cabinetry  
 Cabinets ( use with 26 1/2" h support components)  
 64" high  
 wood interior

description	w	d	h	pattern no.	L	V1	V2	V3
Storage open above w/2 adj shelves, FF below 	16"	20"	64"	<b>QRC612G-</b> ( ) ( ) L ( ) ( )	\$2,554.	\$3,486.	\$4,007.	\$5,411.
	16"	24"	64"	<b>QRC613G-</b> ( ) ( ) L ( ) ( )	2,798.	3,817.	4,391.	5,927.
	30"	20"	64"	<b>QRC632G-</b> ( ) ( ) L ( ) ( )	3,171.	4,336.	4,985.	6,728.
	30"	24"	64"	<b>QRC633G-</b> ( ) ( ) L ( ) ( )	3,498.	4,786.	5,501.	7,429.
	36"	20"	64"	<b>QRC662G-</b> ( ) ( ) L ( ) ( )	3,480.	4,755.	5,468.	7,383.
	36"	24"	64"	<b>QRC663G-</b> ( ) ( ) L ( ) ( )	3,840.	5,255.	6,042.	8,157.

Storage open above w/2 adj shelves, BBF below 	16"	20"	64"	<b>QRC612P-</b> ( ) ( ) L ( ) ( )	2,628.	3,582.	4,121.	5,565.
	16"	24"	64"	<b>QRC613P-</b> ( ) ( ) L ( ) ( )	2,888.	3,945.	4,538.	6,124.
	30"	20"	64"	<b>QRC632P-</b> ( ) ( ) L ( ) ( )	3,049.	4,168.	4,795.	6,471.
	30"	24"	64"	<b>QRC633P-</b> ( ) ( ) L ( ) ( )	3,342.	4,568.	5,254.	7,093.
	36"	20"	64"	<b>QRC662P-</b> ( ) ( ) L ( ) ( )	3,350.	4,575.	5,260.	7,101.
	36"	24"	64"	<b>QRC663P-</b> ( ) ( ) L ( ) ( )	3,661.	5,016.	5,769.	7,788.

Order Code

Example:	<b>QRC332FLWJL</b>
<b>QR</b>	Reff Standard Special
<b>C</b>	Cabinets
<b>3</b>	38" high
<b>3</b>	30" wide
<b>2</b>	20" deep
<b>F</b>	File drawer
<b>L</b>	Laminate finish type
<b>W</b>	Wood interior
<b>J</b>	Routed pull
<b>L</b>	Lock drilling

Specification Information

To order please specify pattern number including:

- Hinge location, where applicable
- Finish type
- Interior option
- Pull option
- Lock option, where applicable
- Finish, cabinet
- Finish, pull when applicable
- Keying instructions

**\*After specifying product code, provide keying instructions.**

1. Hinge location:  
L = Left hand  
R = Right hand

2. Finish type:  
L = Laminate  
1 = V1  
2 = V2  
3 = V3

3. Interior options:  
W = Wood

4. Pull Option (where applicable)

D = metal D-pull (finish optional)  
J = routed J-pull (finish matches case)  
C = nickel finish C-pull (nickel finish only)  
S = S-pull (stainless steel finish only)  
R = Cylinder  
T = Tab  
F = Bar  
H = Out Line

5. Lock options:

L = Lock hole drilled  
N = No lock drilling

8. Refer to page 188 for keying instructions.

Product on this page excluding J-pull option will accept woodgrain laminate where laminate is currently an option.

Specify shelf paint finish on open cabinets with metal interiors.

Please note: Shelf adjustability is limited to approximately 2.5" up or down per shelf from predetermined shelf height.

Application Notes

Key alike are field installed using the KnollKey order form. Random locks are factory installed.

**Cabinets do not come with lock included. Keying instructions must accompany all cabinet orders.**

Hinge door cabinets have optional lock drilling which can be specified in the cabinet product code.

*\*Note:*

Wardrobe cabinets do not come equipped with coat rod and boot tray. Please specify separately from standard Reff price list.

File drawers include file bars for front to back and side to side filing.

File drawers do not support bottom loading.

Applicable finishes are listed on page 86.

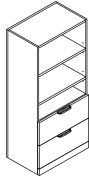
# Reff Cabinetry

## Cabinets ( use with 26 1/2" h support components)

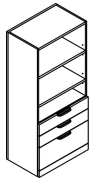
### 64" high

### metal interior

description	w	d	h	pattern no.	L	V1	V2	V3
Storage open above w/2 adj shelves, FF below	16"	20"	64"	<b>QRC612G-</b> ( ) ( ) L ( ) ( )	\$2,403.	\$3,272.	\$3,764.	\$5,081.
	16"	24"	64"	<b>QRC613G-</b> ( ) ( ) L ( ) ( )	2,642.	3,607.	4,148.	5,601.
	30"	20"	64"	<b>QRC632G-</b> ( ) ( ) L ( ) ( )	3,018.	4,123.	4,742.	6,401.
	30"	24"	64"	<b>QRC633G-</b> ( ) ( ) L ( ) ( )	3,348.	4,574.	5,259.	7,099.
	36"	20"	64"	<b>QRC662G-</b> ( ) ( ) L ( ) ( )	3,325.	4,543.	5,224.	7,055.
	36"	24"	64"	<b>QRC663G-</b> ( ) ( ) L ( ) ( )	3,687.	5,043.	5,802.	7,832.



description	w	d	h	pattern no.	L	V1	V2	V3
Storage open above w/2 adj shelves, BBF below	16"	20"	64"	<b>QRC612P-</b> ( ) ( ) L ( ) ( )	2,474.	3,373.	3,879.	5,235.
	16"	24"	64"	<b>QRC613P-</b> ( ) ( ) L ( ) ( )	2,736.	3,737.	4,298.	5,803.
	30"	20"	64"	<b>QRC632P-</b> ( ) ( ) L ( ) ( )	2,896.	3,954.	4,548.	6,140.
	30"	24"	64"	<b>QRC633P-</b> ( ) ( ) L ( ) ( )	3,186.	4,355.	5,009.	6,762.
	36"	20"	64"	<b>QRC662P-</b> ( ) ( ) L ( ) ( )	3,193.	4,365.	5,018.	6,775.
	36"	24"	64"	<b>QRC663P-</b> ( ) ( ) L ( ) ( )	3,512.	4,800.	5,521.	7,454.



#### Order Code

Example:	<b>QRC332FLWJL</b>
<b>QR</b>	Reff Standard Special
<b>C</b>	Cabinets
<b>3</b>	38" high
<b>3</b>	30" wide
<b>2</b>	20" deep
<b>F</b>	File drawer
<b>L</b>	Laminate finish type
<b>W</b>	Wood interior
<b>J</b>	Routed pull
<b>L</b>	Lock drilling

#### Specification Information

To order please specify pattern number including:

- Hinge location, where applicable
- Finish type
- Interior option
- Pull option
- Lock option, where applicable
- Finish, cabinet
- Finish, pull when applicable
- Keying instructions

**\*After specifying product code, provide keying instructions.**

1. Hinge location:  
L = Left hand  
R = Right hand

2. Finish type:  
L = Laminate  
1 = V1  
2 = V2  
3 = V3

3. Interior options:  
M = Metal

4. Pull Option (where applicable)  
D = metal D-pull (finish optional)  
J = routed J-pull (finish matches case)  
C = nickel finish C-pull (nickel finish only)  
S = S-pull (stainless steel finish only)  
R = Cylinder  
T = Tab  
F = Bar  
H = Out Line

5. Lock options:  
L = Lock hole drilled  
N = No lock drilling

8. Refer to page 188 for keying instructions.

Product on this page excluding J-pull option will accept woodgrain laminate where laminate is currently an option.

Specify shelf paint finish on open cabinets with metal interiors.

Please note: Shelf adjustability is limited to approximately 2.5" up or down per shelf from predetermined shelf height.

#### Application Notes

Key alike are field installed using the KnollKey order form. Random locks are factory installed.

**Cabinets do not come with lock included. Keying instructions must accompany all cabinet orders.**

Hinge door cabinets have optional lock drilling which can be specified in the cabinet product code.

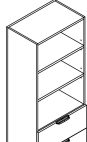
*\*Note:*  
Wardrobe cabinets do not come equipped with coat rod and boot tray. Please specify separately from standard Reff price list.

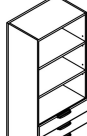
File drawers include file bars for front to back and side to side filing.

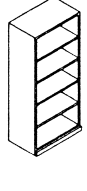
File drawers do not support bottom loading.

Applicable finishes are listed on page 86.

Reff Cabinetry  
 Cabinets ( use with 26 1/2" h support components)  
 72" high  
 wood interior

description	w	d	h	pattern no.	L	V1	V2	V3
 Storage open above w/2 adj shelves, FF below	16"	20"	72"	<b>QRC712G-</b> ( ) ( ) L ( ) ( ) ( )	\$2,692.	\$3,673.	\$4,225.	\$5,701.
	16"	24"	72"	<b>QRC713G-</b> ( ) ( ) L ( ) ( ) ( )	2,957.	4,036.	4,642.	6,268.
	30"	20"	72"	<b>QRC732G-</b> ( ) ( ) L ( ) ( ) ( )	3,351.	4,576.	5,261.	7,103.
	30"	24"	72"	<b>QRC733G-</b> ( ) ( ) L ( ) ( ) ( )	3,656.	5,004.	5,754.	7,767.
	36"	20"	72"	<b>QRC762G-</b> ( ) ( ) L ( ) ( ) ( )	3,617.	4,947.	5,688.	7,678.
	36"	24"	72"	<b>QRC763G-</b> ( ) ( ) L ( ) ( ) ( )	3,927.	5,375.	6,181.	8,345.

 Storage open above w/2 adj shelves, BBF below	16"	20"	72"	<b>QRC712P-</b> ( ) ( ) L ( ) ( ) ( )	2,781.	3,800.	4,369.	5,896.
	16"	24"	72"	<b>QRC713P-</b> ( ) ( ) L ( ) ( ) ( )	3,043.	4,158.	4,782.	6,456.
	30"	20"	72"	<b>QRC732P-</b> ( ) ( ) L ( ) ( ) ( )	3,243.	4,431.	5,096.	6,880.
	30"	24"	72"	<b>QRC733P-</b> ( ) ( ) L ( ) ( ) ( )	3,550.	4,854.	5,581.	7,538.
	36"	20"	72"	<b>QRC762P-</b> ( ) ( ) L ( ) ( ) ( )	3,554.	4,860.	5,589.	7,545.
	36"	24"	72"	<b>QRC763P-</b> ( ) ( ) L ( ) ( ) ( )	3,895.	5,330.	6,131.	8,274.

 Cabinet with open shelves	30"	15"	72"	<b>QRC731B-</b> ( ) ( ) ( ) ( )	2,665.	3,648.	4,193.	5,661.
	36"	15"	72"	<b>QRC761B-</b> ( ) ( ) ( ) ( )	2,986.	4,086.	4,698.	6,343.

Note: Cabinet must be secured to wall to prevent tipping. Hardware is included.


Order Code	Specification Information	Application Notes
Example: <b>RC732BLMNN</b> <b>R</b> Reff <b>C</b> Cabinets <b>7</b> 72" high <b>3</b> 30" wide <b>2</b> 20" deep <b>B</b> Full bookcase <b>L</b> Laminate finish <b>M</b> Metal interior <b>N</b> No drilling <b>N</b> No drilling	<i>To order please specify pattern number including:</i> 1. Hinge location, where applicable 2. Finish type 3. Interior option 4. Pull option 5. Lock option, where applicable 6. Finish, cabinet 7. Finish, pull when applicable 8. Left hand side of cabinet drilling: N = No drilling Size to drill for each workwall: S0 = 19"H x 15"D S1 = 19"H x 20"D T0 = 23"H x 15"D T1 = 23"H x 20"D 9. Right hand side of cabinet drilling: same as #8 above. 10. Keying instructions  *After specifying product code, provide keying instructions.	1. <i>Hinge location:</i> L = Left hand R = Right hand  2. <i>Finish type:</i> L = Laminate 1 = V1 2 = V2 3 = V3  3. <i>Interior options:</i> W = Wood  4. <i>Pull Option (where applicable)</i> D = metal D-pull (finish optional) J = routed J-pull (finish matches case) C = nickel finish C-pull (nickel finish only) S = S-pull (stainless steel finish only) R = Cylinder T = Tab F = Bar H = Out Line  5. <i>Lock options:</i> L = Lock hole drilled N = No lock drilling  10. Refer to page 188 for keying instructions.  Product on this page excluding J-pull option will accept woodgrain laminate where laminate is currently an option.
Please note: Shelf adjustability is limited to approximately 2.5" up or down per shelf from predetermined shelf height.		Key alike are field installed using the KnollKey order form. Random locks are factory installed.  <b>Cabinets do not come with lock included. Keying instructions must accompany all cabinet orders.</b>  Hinge door cabinets have optional lock drilling which can be specified in the cabinet product code.  Wardrobe cabinets do not come equipped with coat rod and boot tray. Please specify separately from standard Reff price list.  File drawers include file bars for front to back and side to side filing.  File drawers do not support bottom loading.  Applicable finishes are listed on page 86.


# Reff Cabinetry

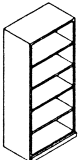
## Cabinets ( use with 26 1/2" h support components)

### 72" high

### metal interior

description	w	d	h	pattern no.	L, metal interiors	V1	V2	V3
 Storage open above w/2 adj shelves, FF below	16"	20"	72"	<b>QRC712G-</b> ( ) ( ) L ( ) ( ) ( )	\$2,536.	\$3,457.	\$3,976.	\$5,368.
	16"	24"	72"	<b>QRC713G-</b> ( ) ( ) L ( ) ( ) ( )	2,772.	3,828.	4,402.	5,942.
	30"	20"	72"	<b>QRC732G-</b> ( ) ( ) L ( ) ( ) ( )	3,194.	4,370.	5,027.	6,781.
	30"	24"	72"	<b>QRC733G-</b> ( ) ( ) L ( ) ( ) ( )	3,506.	4,793.	5,510.	7,439.
	36"	20"	72"	<b>QRC762G-</b> ( ) ( ) L ( ) ( ) ( )	3,462.	4,732.	5,443.	7,348.
	36"	24"	72"	<b>QRC763G-</b> ( ) ( ) L ( ) ( ) ( )	3,772.	5,162.	5,938.	8,014.

 Storage open above w/2 adj shelves, BBF below	16"	20"	72"	<b>QRC712P-</b> ( ) ( ) L ( ) ( ) ( )	2,631.	3,585.	4,124.	5,568.
	16"	24"	72"	<b>QRC713P-</b> ( ) ( ) L ( ) ( ) ( )	2,888.	3,945.	4,538.	6,124.
	30"	20"	72"	<b>QRC732P-</b> ( ) ( ) L ( ) ( ) ( )	3,086.	4,216.	4,850.	6,546.
	30"	24"	72"	<b>QRC733P-</b> ( ) ( ) L ( ) ( ) ( )	3,396.	4,643.	5,341.	7,211.
	36"	20"	72"	<b>QRC762P-</b> ( ) ( ) L ( ) ( ) ( )	3,402.	4,651.	5,348.	7,220.
	36"	24"	72"	<b>QRC763P-</b> ( ) ( ) L ( ) ( ) ( )	3,742.	5,117.	5,885.	7,944.

 Cabinet with open shelves	30"	15"	72"	<b>QRC731B-</b> ( ) ( ) ( ) ( )	2,484.	3,400.	3,911.	5,279.
	36"	15"	72"	<b>QRC761B-</b> ( ) ( ) ( ) ( )	2,803.	3,835.	4,410.	5,953.

Note: Cabinet must be secured to wall to prevent tipping. Hardware is included.

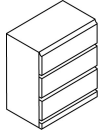
Reff System

Order Code	Specification Information	Application Notes	
Example: <b>RC732BLMNN</b> <b>R</b> Reff <b>C</b> Cabinets <b>7</b> 72" high <b>3</b> 30" wide <b>2</b> 20" deep <b>B</b> Full bookcase <b>L</b> Laminate finish <b>M</b> Metal interior <b>N</b> No drilling <b>N</b> No drilling	<i>To order please specify pattern number including:</i> 1. Hinge location, where applicable 2. Finish type 3. Interior option 4. Pull option 5. Lock option, where applicable 6. Finish, cabinet 7. Finish, pull when applicable 8. Left hand side of cabinet drilling: N = No drilling Size to drill for each workwall: S0 = 19"H x 15"D S1 = 19"H x 20"D T0 = 23"H x 15"D T1 = 23"H x 20"D 9. Right hand side of cabinet drilling: same as #8 above. 10. Keying instructions  *After specifying product code, provide keying instructions.	1. <i>Hinge location:</i> L = Left hand R = Right hand  2. <i>Finish type:</i> L = Laminate 1 = V1 2 = V2 3 = V3  3. <i>Interior options:</i> M = Metal  4. <i>Pull Option (where applicable)</i> D = metal D-pull (finish optional) J = routed J-pull (finish matches case) C = nickel finish C-pull (nickel finish only) S = S-pull (stainless steel finish only) R = Cylinder T = Tab F = Bar H = Out Line  5. <i>Lock options:</i> L = Lock hole drilled N = No lock drilling  10. Refer to page 188 for keying instructions.  Product on this page excluding J-pull option will accept woodgrain laminate where laminate is currently an option.	Key alike are field installed using the KnollKey order form. Random locks are factory installed.  <b>Cabinets do not come with lock included. Keying instructions must accompany all cabinet orders.</b>  Hinge door cabinets have optional lock drilling which can be specified in the cabinet product code.  Wardrobe cabinets do not come equipped with coat rod and boot tray. Please specify separately from standard Reff price list.  File drawers include file bars for front to back and side to side filing.  File drawers do not support bottom loading.  Applicable finishes are listed on page 86.

Please note: Shelf adjustability is limited to approximately 2.5" up or down per shelf from predetermined shelf height.

Reff Cabinetry  
 Cabinets ( use with 28<sup>3/8</sup>" h support components)  
 40<sup>1/2</sup>" high  
 wood interior

description	w	d	h	pattern no.	L	V1	V2	V3
3 Drawer lateral file with anit-tip bar device	30"	20"	40 <sup>1/2</sup> "	<b>QRC332DHF</b> ( ) ( ) <b>L</b> ( ) ( )	\$2,789.	\$3,840.	\$4,415.	\$5,959.
	30"	24"	40 <sup>1/2</sup> "	<b>QRC333DHF</b> ( ) ( ) <b>L</b> ( ) ( )	3,063.	4,217.	4,843.	6,537.
	36"	20"	40 <sup>1/2</sup> "	<b>QRC362DHF</b> ( ) ( ) <b>L</b> ( ) ( )	3,487.	4,798.	5,519.	7,448.
	36"	24"	40 <sup>1/2</sup> "	<b>QRC363DHF</b> ( ) ( ) <b>L</b> ( ) ( )	3,832.	5,272.	6,065.	8,188.



**Order Code**

Example:	<b>QRC332DHFLWJL</b>
<b>QR</b>	Reff Standard Special
<b>C</b>	Cabinets
<b>3</b>	40 <sup>1/2</sup> " high
<b>3</b>	30" wide
<b>2</b>	20" deep
<b>DH</b>	Desk height
<b>F</b>	File drawer
<b>L</b>	Laminate finish type
<b>W</b>	Wood interior
<b>J</b>	Routed pull
<b>L</b>	Lock drilling

**Specification Notes**

To order please specify pattern number including:

1. Finish type
2. Interior option
3. Pull option
4. Finish, cabinet
5. Finish, pull when applicable
6. Keying instructions

**\*After specifying product code, provide keying instructions.**

1. *Finish type:*  
 L = Laminate  
 1 = V1  
 2 = V2  
 2 = V3

2. *Interior options:*  
 W = Wood

**Application Notes**

Key alike are field installed using the KnollKey order form. Random locks are factory installed.

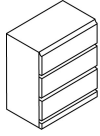
File drawers include file bars for front to back and side to side filing.

3. *Pull Option (where applicable)*  
 D = metal D-pull (finish optional)  
 J = routed J-pull (finish matches case)  
 C = nickel finish C-pull (nickel finish only)  
 S = S-pull (stainless steel finish only)  
 R = Cylinder  
 T = Tab  
 F = Bar  
 H = Out Line

Product on this page excluding J-pull option will accept woodgrain laminate where laminate is currently an option.

Reff Cabinetry  
*Cabinets ( use with 28<sup>3</sup>/<sub>8</sub>" h support components)*  
*40<sup>1</sup>/<sub>2</sub>" high*  
*metal interior*

description	w	d	h	pattern no.	L	V1	V2	V3
3 Drawer lateral file with anit-tip bar device	30"	20"	40 <sup>1</sup> / <sub>2</sub> "	<b>QRC332DHF</b> ( ) ( ) <b>L</b> ( ) ( )	\$2,608.	\$3,591.	\$4,128.	\$5,572.
	30"	24"	40 <sup>1</sup> / <sub>2</sub> "	<b>QRC333DHF</b> ( ) ( ) <b>L</b> ( ) ( )	2,878.	3,956.	4,552.	6,149.
	36"	20"	40 <sup>1</sup> / <sub>2</sub> "	<b>QRC362DHF</b> ( ) ( ) <b>L</b> ( ) ( )	3,307.	4,548.	5,232.	7,063.
	36"	24"	40 <sup>1</sup> / <sub>2</sub> "	<b>QRC363DHF</b> ( ) ( ) <b>L</b> ( ) ( )	3,650.	5,026.	5,779.	7,803.



**Order Code**

Example:	<b>QRC332DHFLWJL</b>
<b>QR</b>	Reff Standard Special
<b>C</b>	Cabinets
<b>3</b>	40 <sup>1</sup> / <sub>2</sub> " high
<b>3</b>	30" wide
<b>2</b>	20" deep
<b>DH</b>	Desk height
<b>F</b>	File drawer
<b>L</b>	Laminate finish type
<b>W</b>	Wood interior
<b>J</b>	Routed pull
<b>L</b>	Lock drilling

**Specification Information**

*To order please specify pattern number including:*

1. Finish type
2. Interior option
3. Pull option
4. Finish, cabinet
5. Finish, pull when applicable
6. Keying instructions

**\*After specifying product code, provide keying instructions.**

*1. Finish type:*  
L = Laminate  
1 = V1  
2 = V2  
2 = V3

*2. Interior options:*  
W = Wood

*3. Pull Option (where applicable)*  
D = metal D-pull (finish optional)  
J = routed J-pull (finish matches case)  
C = nickel finish C-pull (nickel finish only)  
S = S-pull (stainless steel finish only)  
R = Cylinder  
T = Tab  
F = Bar  
H = Out Line

Product on this page excluding J-pull option will accept woodgrain laminate where laminate is currently an option.

**Application Notes**

Key alike are field installed using the KnollKey order form. Random locks are factory installed.

File drawers include file bars for front to back and side to side filing.

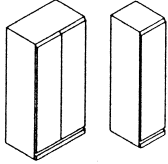
# Reff Cabinetry

## Cabinets ( use with 28<sup>3</sup>/<sub>8</sub>" h support components)

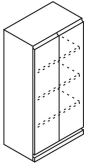
### 68" high

### wood interior

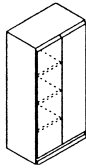
description	w	d	h	pattern no.	L	V1	V2	V3
Cabinet with hinged doors for coat rod and boot tray*	16"	20"	68"	<b>QRC612DHD (L/R) ( ) W ( ) ( ) ( )</b>	\$2,245.	\$3,088.	\$3,552.	\$4,795.
	16"	24"	68"	<b>QRC613DHD (L/R) ( ) W ( ) ( ) ( )</b>	2,459.	3,385.	3,893.	5,256.
	30"	20"	68"	<b>QRC632DHD ( ) W ( ) ( ) ( )</b>	2,743.	3,774.	4,340.	5,858.
	30"	24"	68"	<b>QRC633DHD ( ) W ( ) ( ) ( )</b>	2,825.	3,893.	4,478.	6,044.
	36"	20"	68"	<b>QRC662DHD ( ) W ( ) ( ) ( )</b>	3,036.	4,181.	4,807.	6,491.
	36"	24"	68"	<b>QRC663DHD ( ) W ( ) ( ) ( )</b>	3,103.	4,299.	4,946.	6,674.



Cabinet with hinged doors and 3 adj. shelves	16"	20"	68"	<b>QRC612DHC (L/R) ( ) ( ) ( )</b>	2,564.	3,528.	4,058.	5,480.
	16"	24"	68"	<b>QRC613DHC (L/R) ( ) ( ) ( )</b>	2,841.	3,909.	4,495.	6,068.
	30"	20"	68"	<b>QRC632DHC ( ) ( ) ( )</b>	3,339.	4,595.	5,285.	7,135.
	30"	24"	68"	<b>QRC633DHC ( ) ( ) ( )</b>	3,671.	5,055.	5,812.	7,844.
	36"	20"	68"	<b>QRC662DHC ( ) ( ) ( )</b>	3,634.	4,999.	5,749.	7,760.
	36"	24"	68"	<b>QRC663DHC ( ) ( ) ( )</b>	3,966.	5,458.	6,274.	8,472.



Cabinet with full height doors half wardrobe and half shelves	30"	20"	68"	<b>QRC632DHE (L/R) ( ) ( ) ( )</b>	3,850.	5,298.	6,094.	8,226.
	30"	24"	68"	<b>QRC633DHE (L/R) ( ) ( ) ( )</b>	4,249.	5,851.	6,727.	9,083.
	36"	20"	68"	<b>QRC662DHE (L/R) ( ) ( ) ( )</b>	4,237.	5,827.	6,698.	9,044.
	36"	24"	68"	<b>QRC663DHE (L/R) ( ) ( ) ( )</b>	4,674.	6,434.	7,403.	9,991.



Left hand shown

#### Order Code

Example:	<b>QRC612DHDLWJN</b>
<b>QR</b>	Reff Standard Special
<b>C</b>	Cabinets
<b>6</b>	68" high
<b>1</b>	16" wide
<b>2</b>	20" deep
<b>DH</b>	Desk height
<b>D</b>	Wardrobe
<b>L</b>	Left hand hinge location
<b>L</b>	Laminate finish type
<b>W</b>	Wood interior
<b>J</b>	Routed pull
<b>N</b>	No lock drilling

#### Specification Information

To order please specify pattern number including:

- Hinge location, where applicable
- Finish type
- Interior option
- Pull option
- Lock option, where applicable
- Finish, cabinet
- Finish, pull when applicable
- Keying instructions

**\*After specifying product code, provide keying instructions.**

1. Hinge location:  
L = Left hand  
R = Right hand

2. Finish type:  
L = Laminate  
1 = V1  
2 = V2  
3 = V3

3. Interior options:  
W = Wood

4. Pull Option (where applicable)

D = metal D-pull (finish optional)  
J = routed J-pull (finish matches case)  
C = nickel finish C-pull (nickel finish only)  
S = S-pull (stainless steel finish only)  
R = Cylinder  
T = Tab  
F = Bar  
H = Out Line

5. Lock options:

L = Lock hole drilled  
N = No lock drilling

8. Refer to page 188 for keying instructions.

Product on this page excluding J-pull option will accept woodgrain laminate where laminate is currently an option.

Specify shelf paint finish on open cabinets with metal interiors.

Please note: Shelf adjustability is limited to approximately 2.5" up or down per shelf from predetermined shelf height.

#### Application Notes

Key alike are field installed using the KnollKey order form. Random locks are factory installed.

**Cabinets do not come with lock included. Keying instructions must accompany all cabinet orders.**

Hinge door cabinets have optional lock drilling which can be specified in the cabinet product code.

*\*Note:*

Wardrobe cabinets do not come equipped with coat rod and boot tray. Please specify separately from standard Reff price list.

File drawers include file bars for front to back and side to side filing.

File drawers do not support bottom loading.

Applicable finishes are listed on page 86.

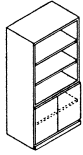
# Reff Cabinetry

## Cabinets ( use with 28<sup>3</sup>/<sub>8</sub>" h support components)

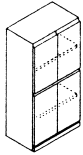
### 68" high

### wood interior

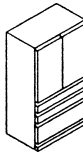
description	w	d	h	pattern no.	L	V1	V2	V3
Cabinet with two 24 <sup>1</sup> / <sub>4</sub> " doors and two adj. shelves	30"	20"	68"	<b>QRC632DHH</b> ( ) ( ) ( )	\$2,997.	\$4,129.	\$4,750.	\$6,412.
	30"	24"	68"	<b>QRC633DHH</b> ( ) ( ) ( )	3,292.	4,531.	5,211.	7,034.
	36"	20"	68"	<b>QRC662DHH</b> ( ) ( ) ( )	3,292.	4,531.	5,211.	7,034.
	36"	24"	68"	<b>QRC663DHH</b> ( ) ( ) ( )	3,585.	4,937.	5,680.	7,665.



Cabinet with two sets of hinged doors, two pull-out shelves and ventilation. Audio visual cabinet	30"	20"	68"	<b>QRC632DHI</b> ( ) ( ) ( )	4,203.	5,782.	6,651.	8,978.
	30"	24"	68"	<b>QRC633DHI</b> ( ) ( ) ( )	4,626.	6,365.	7,320.	9,881.
	36"	20"	68"	<b>QRC662DHI</b> ( ) ( ) ( )	4,496.	6,188.	7,118.	9,609.
	36"	24"	68"	<b>QRC663DHI</b> ( ) ( ) ( )	4,919.	6,772.	7,788.	10,515.



Cabinet with BBF below and hinged doors above	16"	20"	68"	<b>QRC612DHP</b> (L/R) ( ) ( ) ( )	3,142.	4,319.	4,968.	6,708.
	16"	24"	68"	<b>QRC613DHP</b> (L/R) ( ) ( ) ( )	3,466.	4,769.	5,485.	7,405.
	30"	20"	68"	<b>QRC632DHP</b> ( ) ( ) ( )	3,667.	5,044.	5,803.	7,834.
	30"	24"	68"	<b>QRC633DHP</b> ( ) ( ) ( )	4,027.	5,542.	6,373.	8,603.
	36"	20"	68"	<b>QRC662DHP</b> ( ) ( ) ( )	4,034.	5,548.	6,381.	8,615.
	36"	24"	68"	<b>QRC663DHP</b> ( ) ( ) ( )	4,425.	6,097.	7,010.	9,464.



Reff System

#### Order Code

Example:	<b>QRC612DHDLWJN</b>
<b>QR</b>	Reff Standard Special
<b>C</b>	Cabinets
<b>6</b>	68" high
<b>1</b>	16" wide
<b>2</b>	20" deep
<b>DH</b>	Desk height
<b>D</b>	Wardrobe
<b>L</b>	Left hand hinge location
<b>L</b>	Laminate finish type
<b>W</b>	Wood interior
<b>J</b>	Routed pull
<b>N</b>	No lock drilling

#### Specification Information

To order please specify pattern number including:

- Hinge location, where applicable
- Finish type
- Interior option
- Pull option
- Lock option, where applicable
- Finish, cabinet
- Finish, pull when applicable
- Keying instructions

**\*After specifying product code, provide keying instructions.**

1. Hinge location:  
L = Left hand  
R = Right hand

2. Finish type:  
L = Laminate  
1 = V1  
2 = V2  
3 = V3

3. Interior options:  
W = Wood

4. Pull Option (where applicable)

D = metal D-pull (finish optional)  
J = routed J-pull (finish matches case)  
C = nickel finish C-pull (nickel finish only)  
S = S-pull (stainless steel finish only)  
R = Cylinder  
T = Tab  
F = Bar  
H = Out Line

5. Lock options:

L = Lock hole drilled  
N = No lock drilling

8. Refer to page 188 for keying instructions.

Product on this page excluding J-pull option will accept woodgrain laminate where laminate is currently an option.

Specify shelf paint finish on open cabinets with metal interiors.

Please note: Shelf adjustability is limited to approximately 2.5" up or down per shelf from predetermined shelf height.

#### Application Notes

Key alike are field installed using the KnollKey order form. Random locks are factory installed.

**Cabinets do not come with lock included. Keying instructions must accompany all cabinet orders.**

Hinge door cabinets have optional lock drilling which can be specified in the cabinet product code.

*\*Note:*  
Wardrobe cabinets do not come equipped with coat rod and boot tray. Please specify separately from standard Reff price list.

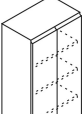
File drawers include file bars for front to back and side to side filing.

File drawers do not support bottom loading.

Applicable finishes are listed on page 86.



Reff Cabinetry  
 Cabinets ( use with 28<sup>3</sup>/<sub>8</sub>" h support components)  
 68" high  
 metal interior

description	w	d	h	pattern no.	L	V1	V2	V3
Cabinet with hinged doors and 3 adj. shelves 	16"	20"	68"	<b>QRC612DHC (L/R)( ) ( ) ( )</b>	\$2,377.	\$3,264.	\$3,755.	\$5,068.
	16"	24"	68"	<b>QRC613DHC (L/R)( ) ( ) ( )</b>	2,649.	3,648.	4,194.	5,662.
	30"	20"	68"	<b>QRC632DHC ( ) ( ) ( ) ( )</b>	3,151.	4,339.	4,988.	6,734.
	30"	24"	68"	<b>QRC633DHC ( ) ( ) ( ) ( )</b>	3,481.	4,793.	5,510.	7,438.
	36"	20"	68"	<b>QRC662DHC ( ) ( ) ( ) ( )</b>	3,443.	4,741.	5,453.	7,358.
	36"	24"	68"	<b>QRC663DHC ( ) ( ) ( ) ( )</b>	3,772.	5,196.	5,974.	8,066.

Cabinet with full height doors half wardrobe and half shelves 	30"	20"	68"	<b>QRC632DHE (L/R)( ) ( ) ( )</b>	3,660.	5,036.	5,791.	7,817.
	30"	24"	68"	<b>QRC633DHE (L/R)( ) ( ) ( )</b>	4,060.	5,586.	6,425.	8,672.
	36"	20"	68"	<b>QRC662DHE (L/R)( ) ( ) ( )</b>	4,044.	5,565.	6,399.	8,638.
	36"	24"	68"	<b>QRC663DHE (L/R)( ) ( ) ( )</b>	4,485.	6,176.	7,100.	9,586.

Left hand shown

Order Code	Specification Information	Application Notes
Example: <b>QRC612DHCLLMJL-114</b>	<i>To order please specify pattern number including:</i>	Specify finish of metal shelves to match laminate.
<b>QR</b> Reff Standard Special	1. Hinge location, where applicable	<b>Cabinets do not come with lock included. Keying instructions must accompany all cabinet orders.</b>
<b>C</b> Cabinets	2. Finish type	
<b>6</b> 68" high	3. Interior option	Hinge door cabinets have optional lock drilling which can be specified in the cabinet product code.
<b>1</b> 16" wide	4. Pull option	*Wardrobe cabinets do not come equipped with coat rod and boot tray. Please specify separately.
<b>2</b> 20" deep	5. Lock option, where applicable	File drawers include file bars for front to back and side to side filing.
<b>DH</b> Desk height	6. Finish, cabinet	File drawers do not support bottom loading.
<b>C</b> Hinged door w/ 3 adj. shelves	7. Finish, pull when applicable	Applicable finishes are listed on page 86.
<b>L</b> Left hand hinge location	8. Keying instructions	
<b>L</b> Laminate finish type	<b>*After specifying product code, provide keying instructions.</b>	
<b>M</b> Metal interior	1. <i>Hinge location:</i>	
<b>J</b> Routed pull	L = Left hand	
<b>L</b> Locking	R = Right hand	
<b>114</b> Finish, Folkstone grey	2. <i>Finish type:</i>	
	L = Laminate	
	1 = V1	
	2 = V2	
	3 = V3	
	3. <i>Interior options:</i>	
	M = Metal (If laminate case finish-shelves painted to match; if V1,V2 or V3 case finish-shelves painted black; drawer interiors painted black metal)	
	4. <i>Pull Option (where applicable)</i>	
	D = metal D-pull (finish optional)	
	J = routed J-pull (finish matches case)	
	C = nickel finish C-pull (nickel finish only)	
	S = S-pull (stainless steel finish only)	
	R = Cylinder	
	T = Tab	
	F = Bar	
	H = Out Line	
	5. <i>Lock options:</i>	
	L = Lock hole drilled	
	N = No drilling	
	8. Refer to page 188 for keying instructions.	
	Product on this page excluding J-pull option will accept woodgrain laminate where laminate is currently an option.	
	Key alike are field installed using the KnollKey order form. Random locks are factory installed.	
	Please note: Shelf adjustability is limited to approximately 2.5" up or down per shelf from predetermined shelf height.	

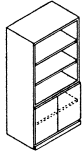
# Reff Cabinetry

## Cabinets ( use with 28<sup>3</sup>/<sub>8</sub>" h support components)

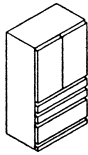
### 68" high

### metal interior

description	w	d	h	pattern no.	L	V1	V2	V3
Cabinet with two 24 <sup>1</sup> / <sub>4</sub> " doors and two adj. shelves	30"	20"	68"	<b>QRC632DHH</b> ( ) ( ) ( )	\$2,807.	\$3,868.	\$4,450.	\$6,004.
	30"	24"	68"	<b>QRC633DHH</b> ( ) ( ) ( )	3,104.	4,267.	4,908.	6,625.
	36"	20"	68"	<b>QRC662DHH</b> ( ) ( ) ( )	3,104.	4,267.	4,908.	6,625.
	36"	24"	68"	<b>QRC663DHH</b> ( ) ( ) ( )	3,399.	4,675.	5,377.	7,258.



Cabinet with BBF below and hinged doors above	16"	20"	68"	<b>QRC612DHP (L/R)</b> ( ) ( ) ( )	2,952.	4,059.	4,668.	6,302.
	16"	24"	68"	<b>QRC613DHP (L/R)</b> ( ) ( ) ( )	3,275.	4,511.	5,189.	7,004.
	30"	20"	68"	<b>QRC632DHP</b> ( ) ( ) ( )	3,475.	4,781.	5,499.	7,425.
	30"	24"	68"	<b>QRC633DHP</b> ( ) ( ) ( )	3,835.	5,279.	6,070.	8,196.
	36"	20"	68"	<b>QRC662DHP</b> ( ) ( ) ( )	3,844.	5,287.	6,080.	8,209.
	36"	24"	68"	<b>QRC663DHP</b> ( ) ( ) ( )	4,238.	5,829.	6,701.	9,049.



Order Code	Specification Information	Application Notes
Example: <b>QRC612DHCLLMJL-114</b>	<i>To order please specify pattern number including:</i>	Specify finish of metal shelves to match laminate.
<b>QR</b> Reff Standard Special	1. Hinge location, where applicable	<b>Cabinets do not come with lock included. Keying instructions must accompany all cabinet orders.</b>
<b>C</b> Cabinets	2. Finish type	
<b>6</b> 68" high	3. Interior option	Hinge door cabinets have optional lock drilling which can be specified in the cabinet product code.
<b>1</b> 16" wide	4. Pull option	*Wardrobe cabinets do not come equipped with coat rod and boot tray. Please specify separately.
<b>2</b> 20" deep	5. Lock option, where applicable	File drawers include file bars for front to back and side to side filing.
<b>DH</b> Desk height	6. Finish, cabinet	File drawers do not support bottom loading.
<b>C</b> Hinged door w/ 3 adj. shelves	7. Finish, pull when applicable	Applicable finishes are listed on page 86.
<b>L</b> Left hand hinge location	8. Keying instructions	
<b>L</b> Laminate finish type	<b>*After specifying product code, provide keying instructions.</b>	
<b>M</b> Metal interior	1. <i>Hinge location:</i>	
<b>J</b> Routed pull	L = Left hand	
<b>L</b> Locking	R = Right hand	
<b>114</b> Finish, Folkstone grey	2. <i>Finish type:</i>	
	L = Laminate	
	1 = V1	
	2 = V2	
	3 = V3	
	3. <i>Interior options:</i>	
	M = Metal (If laminate case finish-shelves painted to match; if V1, V2 or V3 case finish-shelves painted black; drawer interiors painted black metal)	
	4. <i>Pull Option (where applicable)</i>	
	D = metal D-pull (finish optional)	
	J = routed J-pull (finish matches case)	
	C = nickel finish C-pull (nickel finish only)	
	S = S-pull (stainless steel finish only)	
	R = Cylinder	
	T = Tab	
	F = Bar	
	H = Out Line	
	5. <i>Lock options:</i>	
	L = Lock hole drilled	
	N = No drilling	
	8. Refer to page 188 for keying instructions.	
	Product on this page excluding J-pull option will accept woodgrain laminate where laminate is currently an option.	
	Key alike are field installed using the KnollKey order form. Random locks are factory installed.	
	Please note: Shelf adjustability is limited to approximately 2.5" up or down per shelf from predetermined shelf height.	

# Reff Cabinetry

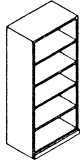
## Cabinets ( use with 28<sup>3</sup>/<sub>8</sub>" h support components)

### 75" high

### wood interior

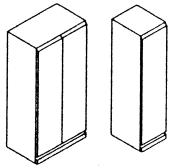
Standard Specials Systems

description	w	d	h	pattern no.	L	V1	V2	V3
Cabinet with adjustable shelving for coat rod and boot tray*	30"	15"	75"	<b>QRC731DHBW</b> ( ) ( ) ( )	\$2,798.	\$3,830.	\$4,404.	\$5,946.
	36"	15"	75"	<b>QRC761DHBW</b> ( ) ( ) ( )	3,135.	4,291.	4,932.	6,660.



4 adjustable shelves  
 Note: Cabinet must be secured to wall to prevent tipping. Hardware is included.

Cabinet with hinged doors for coat rod and boot tray*	16"	20"	75"	<b>QRC712DHD</b> (L/R) ( ) W ( ) ( ) ( )	2,476.	3,386.	3,894.	5,257.
	16"	24"	75"	<b>QRC713DHD</b> (L/R) ( ) W ( ) ( ) ( )	2,719.	3,720.	4,276.	5,775.



Requires one lock core per cabinet  
 Note: Wardrobe cabinets do not come equipped with coat rod and boot tray. Please specify separately from standard Reff price list.

Order Code	Specification Information	Application Notes
Example: <b>QRC731DHBW(2)(V316)</b>	To order please specify pattern number including:	Cabinets on this page are engineered to align with front sets of 28 <sup>3</sup> / <sub>8</sub> " h pedestals and are intended for "desk height" planning applications. <b>Do not mix products from 26 1/2" h (standard height) planning model with 28 3/8" h (desk height) planning model in any one configuration.</b>
<b>QR</b> Reff Standard Special		
<b>C</b> Cabinet	1. <i>Hinge location (where applicable)</i> L = left hand R = right hand	
<b>7</b> 75" h (nominal)	2. <i>Finish type</i> L = laminate 1 = V1 2 = V2 3 = V3	
<b>3</b> 30" w (nominal)	3. <i>Interior Option</i> W = wood (shelves match case finish or wood drawer interiors)	
<b>1</b> 15" d (nominal)	4. <i>Pull Option (where applicable)</i> D = metal D-pull (finish optional) J = routed J-pull (finish matches case) C = nickel finish C-pull (nickel finish only) S = S-pull (stainless steel finish only)	
<b>DH</b> Desk height		5. <i>Lock option (where applicable)</i> Optional hinged door configurations only Drawers always lock drilled L = drilled to accept lock N = no drilling
<b>B</b> Open bookcase		6. <i>Cabinet finish</i>
<b>W</b> Interior option, wood		7. <i>Optional pull finish where applicable</i>
<b>2</b> Finish type, V2		8. <i>Optional drilling to support workwall, left side</i> N = no drilling S0 = 19"h x 15"d S1 = 19"h x 20"d T0 = 23"h x 15"d T1 = 23"h x 20"d
<b>V316</b> Finish, light maple		9. <i>Optional drilling to support workwall, right side</i> *drilling options same as #8 above
		<b>75" nominal height - actual height 75.125"</b>
		Shelf adjustability is 2.5" up or down per shelf from equal drilled spacing.
		File drawers include file bars for front to back and side to side filing.
		File drawers support bottom loading.

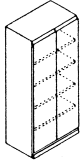
Applicable finishes are listed on page 86.

Product on this page excluding J-pull option will accept woodgrain laminate where laminate is currently an option.

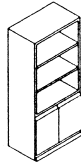
Cabinets do not come with lock included. Keying instructions must accompany all cabinet orders, refer to page 188.  
 Random locks are factory installed. Key-alike are field installed using the KnollKey order form.

Reff Cabinetry  
 Cabinets ( use with 28<sup>3</sup>/<sub>8</sub>" h support components)  
 75" high  
 wood interior

description	w	d	h	pattern no.	L	V1	V2	V3
Cabinet with hinged door and 4 adj. shelves	16"	20"	75"	<b>QRC712DHC(L/R) ( ) ( ) ( )</b>	\$2,867.	\$3,944.	\$4,536.	\$6,121.
	16"	24"	75"	<b>QRC713DHC(L/R) ( ) ( ) ( )</b>	3,157.	4,348.	5,001.	6,752.
	30"	20"	75"	<b>QRC732DHC ( ) ( ) ( )</b>	3,684.	5,067.	5,827.	7,866.
	30"	24"	75"	<b>QRC733DHC ( ) ( ) ( )</b>	4,066.	5,595.	6,432.	8,686.
	36"	20"	75"	<b>QRC762DHC ( ) ( ) ( )</b>	4,050.	5,575.	6,411.	8,656.
	36"	24"	75"	<b>QRC763DHC ( ) ( ) ( )</b>	4,473.	6,155.	7,080.	9,557.



Cabinet with two hinged 24 <sup>1</sup> / <sub>4</sub> " doors and two open adj. shelves	30"	20"	75"	<b>QRC732DHH ( ) ( ) ( )</b>	3,536.	4,870.	5,600.	7,559.
	30"	24"	75"	<b>QRC733DHH ( ) ( ) ( )</b>	3,888.	5,356.	6,158.	8,315.
	36"	20"	75"	<b>QRC762DHH ( ) ( ) ( )</b>	3,869.	5,322.	6,120.	8,263.
	36"	24"	75"	<b>QRC763DHH ( ) ( ) ( )</b>	4,221.	5,808.	6,680.	9,017.



Order Code	Specification Information	Application Notes
Example: <b>QRC731DHBW(2)(V316)</b>	To order please specify pattern number including:	Cabinets on this page are engineered to align with front sets of 28 <sup>3</sup> / <sub>8</sub> " h pedestals and are intended for "desk height" planning applications. <b>Do not mix products from 26<sup>1</sup>/<sub>2</sub>" h (standard height) planning model with 28<sup>3</sup>/<sub>8</sub>" h (desk height) planning model in any one configuration.</b>
<b>QR</b> Reff Standard Special		
<b>C</b> Cabinet		
<b>7</b> 75" h (nominal)	1. Hinge location (where applicable) L = left hand R = right hand	5. Lock option (where applicable) Optional hinged door configurations only Drawers always lock drilled L = drilled to accept lock N = no drilling
<b>3</b> 30" w (nominal)	2. Finish type L = laminate 1 = V1 2 = V2 3 = V3	6. Cabinet finish
<b>1</b> 15" d (nominal)	3. Interior Option W = wood (shelves match case finish or wood drawer interiors)	7. Optional pull finish where applicable
<b>DH</b> Desk height	4. Pull Option (where applicable) D = metal D-pull (finish optional) J = routed J-pull (finish matches case) C = nickel finish C-pull (nickel finish only) S = S-pull (stainless steel finish only)	8. Optional drilling to support workwall, left side N = no drilling S0 = 19"h x 15"d S1 = 19"h x 20"d T0 = 23"h x 15"d T1 = 23"h x 20"d
<b>B</b> Open bookcase		9. Optional drilling to support workwall, right side *drilling options same as #8 above
<b>W</b> Interior option, wood		<b>75" nominal height - actual height 75.125"</b>
<b>2</b> Finish type, V2		Shelf adjustability is 2.5" up or down per shelf from equal drilled spacing.
<b>V316</b> Finish, light maple		File drawers include file bars for front to back and side to side filing.
		File drawers support bottom loading.

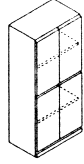
Applicable finishes are listed on page 86.

Product on this page excluding J-pull option will accept woodgrain laminate where laminate is currently an option.

Cabinets do not come with lock included. Keying instructions must accompany all cabinet orders, refer to page 188. Random locks are factory installed. Key-alike are field installed using the KnollKey order form.

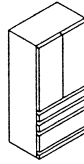
Reff Cabinetry  
 Cabinets ( use with 28<sup>3</sup>/<sub>8</sub>" h support components)  
 75" high  
 wood interior

description	w	d	h	pattern no.	L	V1	V2	V3
Cabinet with two sets of hinged doors, two pull-out shelves and ventilation. Audio visual cabinet	30"	20"	75"	<b>QRC732DHI</b> ( ) ( ) ( )	\$4,658.	\$6,406.	\$7,368.	\$9,947.
	30"	24"	75"	<b>QRC733DHI</b> ( ) ( ) ( )	5,140.	7,074.	8,134.	10,984.
	36"	20"	75"	<b>QRC762DHI</b> ( ) ( ) ( )	5,051.	6,955.	7,997.	10,795.
	36"	24"	75"	<b>QRC763DHI</b> ( ) ( ) ( )	5,578.	7,680.	8,832.	11,923.



Requires two lock cores per cabinet

Cabinet with BBF below and hinged doors above	16"	20"	75"	<b>QRC712DHP(L/R)</b> ( ) ( ) ( )	3,331.	4,586.	5,275.	7,121.
	16"	24"	75"	<b>QRC713DHP(L/R)</b> ( ) ( ) ( )	3,657.	5,035.	5,789.	7,815.
	30"	20"	75"	<b>QRC732DHP</b> ( ) ( ) ( )	3,903.	5,373.	6,179.	8,341.
	30"	24"	75"	<b>QRC733DHP</b> ( ) ( ) ( )	4,286.	5,894.	6,778.	9,152.
	36"	20"	75"	<b>QRC762DHP</b> ( ) ( ) ( )	4,291.	5,904.	6,789.	9,164.
	36"	24"	75"	<b>QRC763DHP</b> ( ) ( ) ( )	4,714.	6,486.	7,459.	10,070.



Requires two lock cores per cabinet

Order Code	Specification Information	Application Notes
Example: <b>QRC731DHBW(2)(V316)</b>	<i>To order please specify pattern number including:</i>	
<b>QR</b> Reff Standard Special		
<b>C</b> Cabinet		
<b>7</b> 75" h (nominal)	1. <i>Hinge location (where applicable)</i> L = left hand R = right hand	
<b>3</b> 30" w (nominal)	2. <i>Finish type</i> L = laminate 1 = V1 2 = V2 3 = V3	
<b>1</b> 15" d (nominal)	3. <i>Interior Option</i> W = wood (shelves match case finish or wood drawer interiors)	
<b>DH</b> Desk height	4. <i>Pull Option (where applicable)</i> D = metal D-pull (finish optional) J = routed J-pull (finish matches case) C = nickel finish C-pull (nickel finish only) S = S-pull (stainless steel finish only)	
<b>B</b> Open bookcase	5. <i>Lock option (where applicable)</i> Optional hinged door configurations only Drawers always lock drilled L = drilled to accept lock N = no drilling	
<b>W</b> Interior option, wood	6. <i>Cabinet finish</i>	
<b>2</b> Finish type, V2	7. <i>Optional pull finish where applicable</i>	
<b>V316</b> Finish, light maple	8. <i>Optional drilling to support workwall, left side</i> N = no drilling S0 = 19"h x 15"d S1 = 19"h x 20"d T0 = 23"h x 15"d T1 = 23"h x 20"d	Cabinets on this page are engineered to align with front sets of 28 <sup>3</sup> / <sub>8</sub> " h pedestals and are intended for "desk height" planning applications. <b>Do not mix products from 26 1/2" h (standard height) planning model with 28 3/8" h (desk height) planning model in any one configuration.</b>
	9. <i>Optional drilling to support workwall, right side</i> *drilling options same as #8 above	<b>75" nominal height - actual height 75.125"</b>  Shelf adjustability is 2.5" up or down per shelf from equal drilled spacing.  File drawers include file bars for front to back and side to side filing.  File drawers support bottom loading.

Applicable finishes are listed on page 86.

Product on this page excluding J-pull option will accept woodgrain laminate where laminate is currently an option.

Cabinets do not come with lock included. Keying instructions must accompany all cabinet orders, refer to page 188. Random locks are factory installed. Key-alike are field installed using the KnollKey order form.

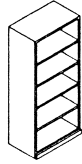
# Reff Cabinetry

## Cabinets ( use with 28<sup>3</sup>/<sub>8</sub>" h support components)

### 75" high

### metal interior

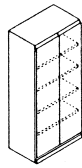
description	w	d	h	pattern no.	L	V1	V2	V3
Cabinet with adjustable shelving metal interior	30"	15"	75"	<b>QRC731DHBM</b> ( ) ( ) ( )	\$2,609.	\$3,571.	\$4,106.	\$5,543.
	36"	15"	75"	<b>QRC761DHBM</b> ( ) ( ) ( )	2,942.	4,027.	4,632.	6,252.



4 adjustable shelves

Note: Cabinet must be secured to wall to prevent tipping. Hardware is included.

Cabinet with hinged door and 4 adj. shelves	16"	20"	75"	<b>QRC712DHC(L/R)</b> ( ) ( ) ( )	2,674.	3,679.	4,230.	5,710.
	16"	24"	75"	<b>QRC713DHC(L/R)</b> ( ) ( ) ( )	2,969.	4,087.	4,699.	6,344.
	30"	20"	75"	<b>QRC732DHC</b> ( ) ( ) ( )	3,491.	4,807.	5,528.	7,463.
	30"	24"	75"	<b>QRC733DHC</b> ( ) ( ) ( )	3,873.	5,330.	6,131.	8,276.
	36"	20"	75"	<b>QRC762DHC</b> ( ) ( ) ( )	3,860.	5,314.	6,111.	8,251.
	36"	24"	75"	<b>QRC763DHC</b> ( ) ( ) ( )	4,283.	5,890.	6,774.	9,145.



Requires one lock core per cabinet

Shelves painted metal

Order Code	Specification Information	Application Notes
Example: <b>QRC731DHBM(2)(V316)</b>	<i>To order please specify pattern number including:</i>	<p>Cabinets on this page are engineered to align with front sets of 28<sup>3</sup>/<sub>8</sub>" h pedestals and are intended for "desk height" planning applications. <b>Do not mix products from 26 1/2" h (standard height) planning model with 28 3/8" h (desk height) planning model in any one configuration.</b></p> <p><b>75" nominal height - actual height 75.125"</b></p> <p>Shelf adjustability is 2.5" up or down per shelf from equal drilled spacing.</p> <p>File drawers include file bars for front to back and side to side filing.</p> <p>File drawers support bottom loading.</p>
<b>QR</b> Reff Standard Special		
<b>C</b> Cabinet		
<b>7</b> 75" h (nominal)		
<b>3</b> 30" w (nominal)		
<b>1</b> 15" d (nominal)		
<b>DH</b> Desk height		
<b>B</b> Open bookcase		
<b>M</b> Interior option, metal		
<b>2</b> Finish type, V2		
<b>V316</b> Finish, light maple		
	<ol style="list-style-type: none"> <li><i>Hinge location (where applicable)</i> L = left hand R = right hand</li> <li><i>Finish type</i> L = laminate 1 = V1 2 = V2 3 = V3</li> <li><i>Interior Option</i> M = metal (metal shelves or metal drawers) *If laminate case, specify finish of metal shelves to match; if case V1 or V2 finish, shelves are black</li> <li><i>Pull Option (where applicable)</i> D = metal D-pull (finish optional) J = routed J-pull (finish matches case) C = nickel finish C-pull (nickel finish only) S = S-pull (stainless steel finish only)</li> <li><i>Lock option (where applicable)</i> Optional hinged door configurations only Drawers always lock drilled L = drilled to accept lock N = no drilling</li> <li><i>Cabinet finish</i></li> <li><i>Optional pull finish where applicable</i></li> <li><i>Optional drilling to support workwall, left side</i> N = no drilling S0 = 19"h x 15"d S1 = 19"h x 20"d T0 = 23"h x 15"d T1 = 23"h x 20"d</li> <li><i>Optional drilling to support workwall, right side</i> *drilling options same as #8 above</li> </ol>	
	Product on this page excluding J-pull option will accept woodgrain laminate where laminate is currently an option.	
	Cabinets do not come with lock included. Keying instructions must accompany all cabinet orders, refer to page 188. Random locks are factory installed. Key-alike are field installed using the KnollKey order form.	

Applicable finishes are listed on page 86.

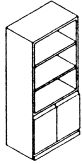
# Reff Cabinetry

## Cabinets ( use with 28<sup>3/8</sup>" h support components)

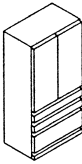
### 75" high

### metal interior

description	w	d	h	pattern no.	L	V1	V2	V3
Cabinet with two hinged 24 <sup>1/4</sup> " doors and two open adj. shelves	30"	20"	75"	<b>QRC732DHH</b> ( ) ( ) ( )	\$3,355.	\$4,609.	\$5,301.	\$7,157.
	30"	24"	75"	<b>QRC733DHH</b> ( ) ( ) ( )	3,705.	5,094.	5,858.	7,908.
	36"	20"	75"	<b>QRC762DHH</b> ( ) ( ) ( )	3,685.	5,067.	5,827.	7,866.
	36"	24"	75"	<b>QRC763DHH</b> ( ) ( ) ( )	4,040.	5,550.	6,384.	8,617.



Cabinet with BBF below and hinged doors above	16"	20"	75"	<b>QRC712DHP(L/R)</b> ( ) ( ) ( )	3,145.	4,323.	4,972.	6,713.
	16"	24"	75"	<b>QRC713DHP(L/R)</b> ( ) ( ) ( )	3,466.	4,769.	5,485.	7,405.
	30"	20"	75"	<b>QRC732DHP</b> ( ) ( ) ( )	3,709.	5,107.	5,870.	7,925.
	30"	24"	75"	<b>QRC733DHP</b> ( ) ( ) ( )	4,094.	5,634.	6,481.	8,748.
	36"	20"	75"	<b>QRC762DHP</b> ( ) ( ) ( )	4,101.	5,643.	6,490.	8,760.
	36"	24"	75"	<b>QRC763DHP</b> ( ) ( ) ( )	4,525.	6,220.	7,153.	9,657.



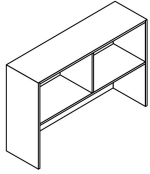
Order Code	Specification Information	Application Notes
Example: <b>QRC731DHBM(2)(V316)</b>	<i>To order please specify pattern number including:</i>	<p>Cabinets on this page are engineered to align with front sets of 28<sup>3/8</sup>" h pedestals and are intended for "desk height" planning applications. <b>Do not mix products from 26 1/2" h (standard height) planning model with 28 3/8" h (desk height) planning model in any one configuration.</b></p> <p><b>75" nominal height - actual height 75.125"</b></p> <p>Shelf adjustability is 2.5" up or down per shelf from equal drilled spacing.</p> <p>File drawers include file bars for front to back and side to side filing.</p> <p>File drawers support bottom loading.</p>
<b>QR</b> Reff Standard Special	1. <i>Hinge location (where applicable)</i> L = left hand R = right hand	
<b>C</b> Cabinet	2. <i>Finish type</i> L = laminate 1 = V1 2 = V2 3 = V3	
<b>7</b> 75" h (nominal)	3. <i>Interior Option</i> M = metal (metal shelves or metal drawers) *If laminate case, specify finish of metal shelves to match; if case V1 or V2 finish, shelves are black)	
<b>3</b> 30" w (nominal)	4. <i>Pull Option (where applicable)</i> D = metal D-pull (finish optional) J = routed J-pull (finish matches case) C = nickel finish C-pull (nickel finish only) S = S-pull (stainless steel finish only)	
<b>1</b> 15" d (nominal)	5. <i>Lock option (where applicable)</i> Optional hinged door configurations only Drawers always lock drilled L = drilled to accept lock N = no drilling	
<b>DH</b> Desk height	6. <i>Cabinet finish</i>	
<b>B</b> Open bookcase	7. <i>Optional pull finish where applicable</i>	
<b>M</b> Interior option, metal	8. <i>Optional drilling to support workwall, left side</i> N = no drilling S0 = 19"h x 15"d S1 = 19"h x 20"d T0 = 23"h x 15"d T1 = 23"h x 20"d	
<b>2</b> Finish type, V2	9. <i>Optional drilling to support workwall, right side</i> *drilling options same as #8 above	
<b>V316</b> Finish, light maple	Product on this page excluding J-pull option will accept woodgrain laminate where laminate is currently an option.	

Applicable finishes are listed on page 86.

Cabinets do not come with lock included. Keying instructions must accompany all cabinet orders, refer to page 188.  
Random locks are factory installed. Key-alike are field installed using the KnollKey order form.

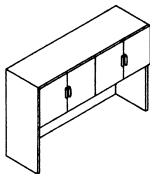
Reff Overhead storage  
*overdesk units, standard height planning model  
 use with 1 1/4" worksurfaces and 26 1/2" h support*

description	d	w	h	doors	pattern no.	lam.	V1	V2	V3
For 1 1/4" worksurfaces Open, 14" deep	14"	30"	44 1/4"		<b>QROAO30T0</b> ( ) ( ) ( ) ( )	\$1,791.	\$2,283.	\$2,623.	\$3,544.
	14"	36"	44 1/4"		<b>QROAO36T0</b> ( ) ( ) ( ) ( )	1,876.	2,396.	2,756.	3,722.
	14"	42"	44 1/4"		<b>QROAO42T0</b> ( ) ( ) ( ) ( )	1,964.	2,510.	2,887.	3,898.
	14"	48"	44 1/4"		<b>QROAO48T0</b> ( ) ( ) ( ) ( )	2,049.	2,626.	3,021.	4,076.
	14"	54"	44 1/4"		<b>QROAO54T0</b> ( ) ( ) ( ) ( )	2,135.	2,740.	3,150.	4,254.
	14"	66"	44 1/4"		<b>QROAO66T0</b> ( ) ( ) ( ) ( )	2,723.	3,491.	4,015.	5,419.
	14"	78"	44 1/4"		<b>QROAO78T0</b> ( ) ( ) ( ) ( )	2,897.	3,151.	3,624.	4,893.
	14"	84"	44 1/4"		<b>QROAO84T0</b> ( ) ( ) ( ) ( )	2,980.	3,835.	4,409.	5,950.



center divider on 42" and wider.

For 1 1/4" worksurfaces Hinged doors, 15" deep	15"	30"	44 1/4"	2	<b>QROAH30T0</b> ( ) ( ) ( ) ( ) ( ) ( )	2,619.	3,347.	3,847.	5,195.
	15"	36"	44 1/4"	2	<b>QROAH36T0</b> ( ) ( ) ( ) ( ) ( ) ( )	2,773.	3,543.	4,074.	5,499.
	15"	42"	44 1/4"	3	<b>QROAH42T0</b> ( ) ( ) ( ) ( ) ( ) ( )	2,924.	3,740.	4,301.	5,808.
	15"	48"	44 1/4"	3	<b>QROAH48T0</b> ( ) ( ) ( ) ( ) ( ) ( )	3,076.	3,937.	4,527.	6,112.
	15"	54"	44 1/4"	3	<b>QROAH54T0</b> ( ) ( ) ( ) ( ) ( ) ( )	3,230.	4,134.	4,752.	6,418.
	15"	66"	44 1/4"	4	<b>QROAH66T0</b> ( ) ( ) ( ) ( ) ( ) ( )	4,093.	5,228.	6,013.	8,116.
	15"	78"	44 1/4"	4	<b>QROAH78T0</b> ( ) ( ) ( ) ( ) ( ) ( )	4,396.	5,622.	6,467.	8,730.
	15"	84"	44 1/4"	6	<b>QROAH84T0</b> ( ) ( ) ( ) ( ) ( ) ( )	4,550.	5,819.	6,692.	9,034.

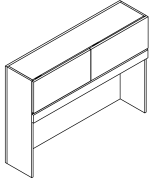


Order Code	Specification Information	Application Notes
Example: <b>QROAF30S0LJLBF118</b> ( )	To order please specify pattern number including:	Shipped knocked-down.
<b>QR</b> Reff Standard Special		Open cabinets require no locks.
<b>O</b> Overhead	1. Configuration option O = Open	Tasklights not included.
<b>A</b> For 1 1/4" top mounting	H = Hinged door	Tackboard included, fabric railroaded.
<b>F</b> Flip door	F = Flip door	C, D and S pulls are not available for flip door units.
<b>30</b> 30" wide	2. Width	All flip door cabinets on this page are nominal 19"H not 23"H.
<b>S</b> Standard height	3. Storage option S0 = 19"h x 15"d S1 = 19"h x 20"d T0 = 23"h x 15"d T1 = 23"h x 20"d	Open/hinge doors are nominal 23"H, actual 22 3/8".
<b>0</b> 15" deep	4. Finish type L = Laminate	Locks are not factory installed.
<b>L</b> Finish type, laminate	1 = V1	Include grommet (black only) in back panel for task light cord. If used in open plan areas specify "no grommet."
<b>J</b> J-pull	2 = V2	Wire manager is included and mounts adjacent to tackboard. Specify color.
<b>L</b> Locks included	3 = V3	
<b>BF</b> Cord escape, back feed	5. Pull option for hinged door only D = Metal D-pull (for hinged doors only) J = Routed pull C = Nickel C-pull (nickel finish only, for hinged doors only) S = Stainless steel finish S-pull (stainless steel finish only, for hinged doors only)	
<b>118</b> Finish, Bright White		
<b>(W250)</b> Fabric		
	6. Lock option L = Lockhole drilled N = No lock drilling	
	7. Cord escape option	
	8. Finish	
	9. Pull finish where applicable	
	10. Fabric for tackboard	
	Product on this page excluding J-pull option will accept woodgrain laminate where laminate is currently an option.	
	<b>*After specifying product code, provide keying instructions.</b>	
	Overdesk unit will achieve 72" nominal height when used with correct top.	
	The clearance under the overhead to the top of the worksurface is approximately 21 1/4".	
	Applicable finishes are listed on page 86.	
	Odd numbered hinged door is always on left side, left hinged.	

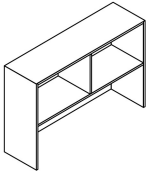


Reff Overhead storage  
*overdesk units, standard height planning model*  
*use with 1 1/4" worksurfaces and 26 1/2" h support*

description	d	w	h	doors	pattern no.	lam.	V1	V2	V3
For 1 1/4" worksurfaces	15"	30"	44 1/4"	1	<b>QROAF30S0</b> ( ) ( ) ( ) ( )	\$1,726.	\$2,402.	\$2,763.	\$3,731.
Flip doors, 15" deep	15"	36"	44 1/4"	1	<b>QROAF36S0</b> ( ) ( ) ( ) ( )	1,986.	2,762.	3,175.	4,289.
	15"	42"	44 1/4"	1	<b>QROAF42S0</b> ( ) ( ) ( ) ( )	2,244.	3,121.	3,590.	4,846.
	15"	48"	44 1/4"	1	<b>QROAF48S0</b> ( ) ( ) ( ) ( )	2,504.	3,481.	4,003.	5,405.
	15"	54"	44 1/4"	2	<b>QROAF54S0</b> ( ) ( ) ( ) ( )	2,762.	3,841.	4,417.	5,963.
	15"	66"	44 1/4"	2	<b>QROAF66S0</b> ( ) ( ) ( ) ( )	3,282.	4,868.	5,598.	7,556.
	15"	78"	44 1/4"	2	<b>QROAF78S0</b> ( ) ( ) ( ) ( )	4,253.	5,548.	6,380.	8,613.
	15"	90"	44 1/4"	2	<b>QROAF90S0</b> ( ) ( ) ( ) ( )	4,355.	5,699.	6,554.	8,847.



For 1 1/4" worksurfaces	19"	30"	44 1/4"		<b>QROAO30T1</b> ( ) ( ) ( ) ( )	1,896.	2,405.	2,766.	3,734.
Open, 19" deep	19"	36"	44 1/4"		<b>QROAO36T1</b> ( ) ( ) ( ) ( )	1,989.	2,532.	2,911.	3,928.
	19"	42"	44 1/4"		<b>QROAO42T1</b> ( ) ( ) ( ) ( )	2,082.	2,657.	3,054.	4,123.
	19"	48"	44 1/4"		<b>QROAO48T1</b> ( ) ( ) ( ) ( )	2,175.	2,782.	3,200.	4,318.
	19"	54"	44 1/4"		<b>QROAO54T1</b> ( ) ( ) ( ) ( )	2,267.	2,907.	3,344.	4,512.
	19"	66"	44 1/4"		<b>QROAO66T1</b> ( ) ( ) ( ) ( )	2,883.	3,695.	4,249.	5,736.
	19"	78"	44 1/4"		<b>QROAO78T1</b> ( ) ( ) ( ) ( )	2,977.	3,946.	4,537.	6,125.
	19"	84"	44 1/4"		<b>QROAO84T1</b> ( ) ( ) ( ) ( )	3,164.	4,070.	4,680.	6,318.

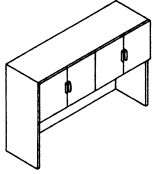


center divider on 42" and wider.

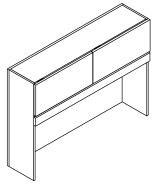
Order Code	Specification Information	Application Notes
Example: <b>QROAF30S0LJLBF118( )</b>	<i>To order please specify pattern number including:</i>	Shipped knocked-down.
<b>QR</b> Reff Standard Special	1. <i>Configuration option</i> O = Open H = Hinged door F = Flip door	Open cabinets require no locks.
<b>O</b> Overhead	2. <i>Width</i>	Tasklights not included.
<b>A</b> For 1 1/4" top mounting	3. <i>Storage option</i> S0 = 19" h x 15" d S1 = 19" h x 20" d T0 = 23" h x 15" d T1 = 23" h x 20" d	Tackboard included, fabric railroaded.
<b>F</b> Flip door	4. <i>Finish type</i> L = Laminate 1 = V1 2 = V2 3 = V3	C, D and S pulls are not available for flip door units.
<b>30</b> 30" wide	5. <i>Pull option for hinged door only</i> D = Metal D-pull (for hinged doors only) J = Routed pull C = Nickel C-pull (nickel finish only, for hinged doors only) S = Stainless steel finish S-pull (stainless steel finish only, for hinged doors only)	All flip door cabinets on this page are nominal 19"H not 23"H.
<b>S</b> Standard height		Open/hinge doors are nominal 23"H, actual 22 3/8".
<b>0</b> 15" deep		Locks are not factory installed.
<b>L</b> Finish type, laminate		Include grommet (black only) in back panel for task light cord. If used in open plan areas specify "no grommet."
<b>J</b> J-pull		Wire manager is included and mounts adjacent to tackboard. Specify color.
<b>L</b> Locks included		
<b>BF</b> Cord escape, back feed		
<b>118</b> Finish, Bright White		
<b>(W250)</b> Fabric		
	6. <i>Lock option</i> L = Lockhole drilled N = No lock drilling	
	7. Cord escape option	
	8. Finish	
	9. Pull finish where applicable	
	10. Fabric for tackboard	
	Product on this page excluding J-pull option will accept woodgrain laminate where laminate is currently an option.	
	<b>*After specifying product code, provide keying instructions.</b>	
	Overdesk unit will achieve 72" nominal height when used with correct top.	
	The clearance under the overhead to the top of the work surface is approximately 21 1/4".	
	Applicable finishes are listed on page 86.	
	Odd numbered hinged door is always on left side, left hinged.	

Reff Overhead storage  
*overdesk units, standard height planning model*  
*use with 1 1/4" worksurfaces and 26 1/2" h support*

description	d	w	h	doors	pattern no.	lam.	V1	V2	V3
For 1 1/4" worksurfaces	20"	30"	44 1/4"	2	<b>QROAH30T1</b> ( ) ( ) ( ) ( ) ( ) ( )	\$2,757.	\$3,524.	\$4,054.	\$5,472.
Hinged doors, 20" deep	20"	36"	44 1/4"	2	<b>QROAH36T1</b> ( ) ( ) ( ) ( ) ( ) ( )	2,923.	3,735.	4,296.	5,800.
	20"	42"	44 1/4"	3	<b>QROAH42T1</b> ( ) ( ) ( ) ( ) ( ) ( )	3,087.	3,948.	4,540.	6,130.
	20"	48"	44 1/4"	3	<b>QROAH48T1</b> ( ) ( ) ( ) ( ) ( ) ( )	3,252.	4,160.	4,785.	6,459.
	20"	54"	44 1/4"	3	<b>QROAH54T1</b> ( ) ( ) ( ) ( ) ( ) ( )	3,416.	4,372.	5,030.	6,789.
	20"	66"	44 1/4"	4	<b>QROAH66T1</b> ( ) ( ) ( ) ( ) ( ) ( )	4,320.	5,520.	6,346.	8,569.
	20"	78"	44 1/4"	4	<b>QROAH78T1</b> ( ) ( ) ( ) ( ) ( ) ( )	4,485.	5,944.	6,837.	9,228.
	20"	84"	44 1/4"	6	<b>QROAH84T1</b> ( ) ( ) ( ) ( ) ( ) ( )	4,814.	6,157.	7,081.	9,559.

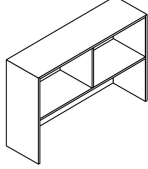


For 1 1/4" worksurfaces	20"	30"	44 1/4"	1	<b>QROAF30S1</b> ( ) ( ) ( ) ( )	1,840.	2,556.	2,941.	3,970.
Flip doors, 20" deep	20"	36"	44 1/4"	1	<b>QROAF36S1</b> ( ) ( ) ( ) ( )	2,113.	2,936.	3,374.	4,557.
	20"	42"	44 1/4"	1	<b>QROAF42S1</b> ( ) ( ) ( ) ( )	2,382.	3,312.	3,809.	5,142.
	20"	48"	44 1/4"	1	<b>QROAF48S1</b> ( ) ( ) ( ) ( )	2,655.	3,689.	4,242.	5,726.
	20"	54"	44 1/4"	2	<b>QROAF54S1</b> ( ) ( ) ( ) ( )	2,925.	4,067.	4,676.	6,313.
	20"	66"	44 1/4"	2	<b>QROAF66S1</b> ( ) ( ) ( ) ( )	3,467.	5,140.	5,911.	7,979.
	20"	78"	44 1/4"	2	<b>QROAF78S1</b> ( ) ( ) ( ) ( )	4,496.	5,867.	6,748.	9,110.
	20"	90"	44 1/4"	2	<b>QROAF90S1</b> ( ) ( ) ( ) ( )	4,611.	6,035.	6,941.	9,371.

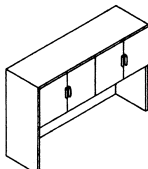


Order Code	Specification Information	Application Notes
Example: <b>QROAF30S0LJLBF118( )</b>	<i>To order please specify pattern number including:</i>	Shipped knocked-down.
<b>QR</b> Reff Standard Special	1. <i>Configuration option</i> O = Open H = Hinged door F = Flip door	Open cabinets require no locks.
<b>O</b> Overhead	2. <i>Width</i>	Tasklights not included.
<b>A</b> For 1 1/4" top mounting	3. <i>Storage option</i> S0 = 19"h x 15"d S1 = 19"h x 20"d T0 = 23"h x 15"d T1 = 23"h x 20"d	Tackboard included, fabric railroaded.
<b>F</b> Flip door	4. <i>Finish type</i> L = Laminate 1 = V1 2 = V2 3 = V3	C, D and S pulls are not available for flip door units.
<b>30</b> 30" wide	5. <i>Pull option for hinged door only</i> D = Metal D-pull (for hinged doors only) J = Routed pull C = Nickel C-pull (nickel finish only, for hinged doors only) S = Stainless steel finish S-pull (stainless steel finish only, for hinged doors only)	All flip door cabinets on this page are nominal 19"H not 23"H.
<b>S</b> Standard height	6. <i>Lock option</i> L = Lockhole drilled N = No lock drilling	Open/hinge doors are nominal 23"H, actual 22 3/8".
<b>0</b> 15" deep	7. Cord escape option	Locks are not factory installed.
<b>L</b> Finish type, laminate	8. Finish	Include grommet (black only) in back panel for task light cord. If used in open plan areas specify "no grommet."
<b>J</b> J-pull	9. Pull finish where applicable	Wire manager is included and mounts adjacent to tackboard. Specify color.
<b>L</b> Locks included	10. Fabric for tackboard	
<b>BF</b> Cord escape, back feed	Product on this page excluding J-pull option will accept woodgrain laminate where laminate is currently an option.	
<b>118</b> Finish, Bright White	<b>*After specifying product code, provide keying instructions.</b>	
<b>(W250)</b> Fabric	Overdesk unit will achieve 72" nominal height when used with correct top.	
	The clearance under the overhead to the top of the worksurface is approximately 21 1/4".	
	Applicable finishes are listed on page 86.	
	Odd numbered hinged door is always on left side, left hinged.	

Reff Overhead storage  
*overdesk units, standard height planning model  
 use with 1 3/4" worksurfaces and 26 1/2" h support*

description	d	w	h	doors	pattern no.	lam.	V1	V2	V3
For 1 3/4" worksurfaces Open, 14" deep 	14"	30"	43 3/4"		<b>QROB030T0</b> ( ) ( ) ( ) ( )	\$1,635.	\$2,112.	\$2,427.	\$3,277.
	14"	36"	43 3/4"		<b>QROB036T0</b> ( ) ( ) ( ) ( )	1,765.	2,278.	2,619.	3,536.
	14"	42"	43 3/4"		<b>QROB042T0</b> ( ) ( ) ( ) ( )	1,897.	2,445.	2,811.	3,796.
	14"	48"	43 3/4"		<b>QROB048T0</b> ( ) ( ) ( ) ( )	2,026.	2,611.	3,002.	4,054.
	14"	54"	43 3/4"		<b>QROB054T0</b> ( ) ( ) ( ) ( )	2,159.	2,777.	3,195.	4,312.
	14"	66"	43 3/4"		<b>QROB066T0</b> ( ) ( ) ( ) ( )	2,737.	3,533.	4,062.	5,484.
	14"	78"	43 3/4"		<b>QROB078T0</b> ( ) ( ) ( ) ( )	2,999.	3,865.	4,445.	6,000.
	14"	84"	43 3/4"		<b>QROB084T0</b> ( ) ( ) ( ) ( )	3,129.	4,031.	4,636.	6,260.

center divider on 42" and wider.

For 1 3/4" worksurfaces Hinged doors, 15" deep 	15"	30"	43 3/4"	2	<b>QROBH30T0</b> ( ) ( ) ( ) ( ) ( ) ( )	2,649.	3,380.	3,886.	5,248.
	15"	36"	43 3/4"	2	<b>QROBH36T0</b> ( ) ( ) ( ) ( ) ( ) ( )	2,804.	3,579.	4,115.	5,558.
	15"	42"	43 3/4"	3	<b>QROBH42T0</b> ( ) ( ) ( ) ( ) ( ) ( )	2,958.	3,779.	4,345.	5,866.
	15"	48"	43 3/4"	3	<b>QROBH48T0</b> ( ) ( ) ( ) ( ) ( ) ( )	3,112.	3,978.	4,576.	6,176.
	15"	54"	43 3/4"	3	<b>QROBH54T0</b> ( ) ( ) ( ) ( ) ( ) ( )	3,266.	4,178.	4,804.	6,485.
	15"	66"	43 3/4"	4	<b>QROBH66T0</b> ( ) ( ) ( ) ( ) ( ) ( )	4,139.	5,286.	6,080.	8,207.
	15"	78"	43 3/4"	4	<b>QROBH78T0</b> ( ) ( ) ( ) ( ) ( ) ( )	4,447.	5,687.	6,538.	8,827.
	15"	84"	43 3/4"	6	<b>QROBH84T0</b> ( ) ( ) ( ) ( ) ( ) ( )	4,600.	5,888.	6,771.	9,140.

Order Code	Specification Information
Example: <b>QROBF30S0LJLBF118( )</b>	To order please specify pattern number including:
<b>QR</b> Reff Standard Special	1. Configuration option
<b>O</b> Overhead	O = Open
<b>B</b> For 1 3/4" top mounting	H = Hinged door
<b>F</b> Flip door	F = Flip door
<b>30</b> 30" wide	2. Width
<b>S</b> Standard height	3. Storage option
<b>O</b> 15" deep	S0 = 19" h x 15" d
<b>L</b> Finish type, laminate	S1 = 19" h x 20" d
<b>J</b> J-pull	T0 = 23" h x 15" d
<b>L</b> Locks included	T1 = 23" h x 20" d
<b>BF</b> Cord escape, back feed	4. Finish type
<b>118</b> Finish, Bright White	L = Laminate
<b>(W250)</b> Fabric	1 = V1
	2 = V2
	3 = V3
	5. Pull option for hinged door only
	D = Metal D-pull (for hinged doors only)
	J = Routed pull
	C = Nickel C-pull (nickel finish only, for hinged doors only)
	S = Stainless steel finish S-pull (stainless steel finish only, for hinged doors only)

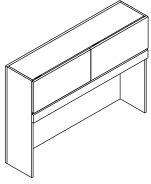
Specification Information	Application Notes
6. Lock option	Shipped knocked-down.
L = Lockhole drilled	Open cabinets require no locks.
N = No lock drilling	Tasklights not included.
7. Cord escape option	Tackboard included, fabric railroaded.
8. Finish	C, D and S pulls are not available for flip door units.
9. Pull finish where applicable	All flip door cabinets on this page are nominal 19"H not 23"H.
10. Fabric for tackboard	Open/hinge doors are nominal 23"H, actual 22 3/8".
*After specifying product code, provide keying instructions.	Locks are not factory installed.
Overdesk unit will achieve 72" nominal height when used with correct top.	Include grommet (black only) in back panel for task light cord. If used in open plan areas specify "no grommet."
The clearance under the overhead to the top of the worksurface is approximately 20 3/4".	Wire manager is included and mounts adjacent to tackboard. Specify color.
Applicable finishes are listed on page 86.	
Odd numbered hinged door is always on left side, left hinged.	

Application Notes
Shipped knocked-down.
Open cabinets require no locks.
Tasklights not included.
Tackboard included, fabric railroaded.
C, D and S pulls are not available for flip door units.
All flip door cabinets on this page are nominal 19"H not 23"H.
Open/hinge doors are nominal 23"H, actual 22 3/8".
Locks are not factory installed.
Include grommet (black only) in back panel for task light cord. If used in open plan areas specify "no grommet."
Wire manager is included and mounts adjacent to tackboard. Specify color.

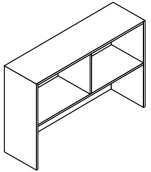
# Reff Overhead storage

*overdesk units, standard height planning model*  
*use with 1 3/4" worksurfaces and 26 1/2" h support*

description	d	w	h	doors	pattern no.	lam.	V1	V2	V3
For 1 3/4" worksurfaces	15"	30"	43 3/4"	1	<b>QROBF30S0</b> ( ) ( ) ( ) ( )	\$1,741.	\$2,426.	\$2,790.	\$3,767.
Flip doors, 15" deep	15"	36"	43 3/4"	1	<b>QROBF36S0</b> ( ) ( ) ( ) ( )	2,005.	2,791.	3,210.	4,335.
	15"	42"	43 3/4"	1	<b>QROBF42S0</b> ( ) ( ) ( ) ( )	2,267.	3,157.	3,631.	4,901.
	15"	48"	43 3/4"	1	<b>QROBF48S0</b> ( ) ( ) ( ) ( )	2,532.	3,521.	4,049.	5,466.
	15"	54"	43 3/4"	2	<b>QROBF54S0</b> ( ) ( ) ( ) ( )	2,795.	3,886.	4,470.	6,033.
	15"	66"	43 3/4"	2	<b>QROBF66S0</b> ( ) ( ) ( ) ( )	3,321.	4,924.	5,662.	7,644.
	15"	78"	43 3/4"	2	<b>QROBF78S0</b> ( ) ( ) ( ) ( )	4,301.	5,606.	6,448.	8,703.
	15"	90"	43 3/4"	2	<b>QROBF90S0</b> ( ) ( ) ( ) ( )	4,406.	5,769.	6,634.	8,955.



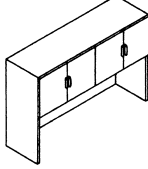
For 1 3/4" worksurfaces	19"	30"	43 3/4"		<b>QROBO30T1</b> ( ) ( ) ( ) ( )	2,005.	2,548.	2,928.	3,954.
Open, 19" deep	19"	36"	43 3/4"		<b>QROBO36T1</b> ( ) ( ) ( ) ( )	2,077.	2,647.	3,044.	4,109.
	19"	42"	43 3/4"		<b>QROBO42T1</b> ( ) ( ) ( ) ( )	2,148.	2,747.	3,159.	4,262.
	19"	48"	43 3/4"		<b>QROBO48T1</b> ( ) ( ) ( ) ( )	2,219.	2,844.	3,273.	4,417.
	19"	54"	43 3/4"		<b>QROBO54T1</b> ( ) ( ) ( ) ( )	2,291.	2,944.	3,386.	4,572.
	19"	66"	43 3/4"		<b>QROBO66T1</b> ( ) ( ) ( ) ( )	2,917.	3,738.	4,298.	5,804.
	19"	78"	43 3/4"		<b>QROBO78T1</b> ( ) ( ) ( ) ( )	3,062.	3,937.	4,527.	6,112.
	19"	84"	43 3/4"		<b>QROBO84T1</b> ( ) ( ) ( ) ( )	3,134.	4,035.	4,641.	6,267.

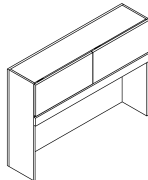


center divider on 42" and wider.

Order Code	Specification Information	Application Notes
Example: <b>QROBF30S0LJLBF118( )</b>	<i>To order please specify pattern number including:</i>	Shipped knocked-down.
<b>QR</b> Reff Standard Special	1. <i>Configuration option</i>	Open cabinets require no locks.
<b>O</b> Overhead	O = Open	Tasklights not included.
<b>B</b> For 1 3/4" top mounting	H = Hinged door	Tackboard included, fabric railroaded.
<b>F</b> Flip door	F = Flip door	C, D and S pulls are not available for flip door units.
<b>30</b> 30" wide	2. <i>Width</i>	All flip door cabinets on this page are nominal 19"H not 23"H.
<b>S</b> Standard height	3. <i>Storage option</i>	Open/hinge doors are nominal 23"H, actual 22 3/8".
<b>O</b> 15" deep	S0 = 19"h x 15"d	Locks are not factory installed.
<b>L</b> Finish type, laminate	S1 = 19"h x 20"d	Include grommet (black only) in back panel for task light cord. If used in open plan areas specify "no grommet."
<b>J</b> J-pull	T0 = 23"h x 15"d	Wire manager is included and mounts adjacent to tackboard. Specify color.
<b>L</b> Locks included	T1 = 23"h x 20"d	
<b>BF</b> Cord escape, back feed	4. <i>Finish type</i>	
<b>118</b> Finish, Bright White	L = Laminate	
<b>(W250)</b> Fabric	1 = V1	
	2 = V2	
	3 = V3	
	5. <i>Pull option for hinged door only</i>	
	D = Metal D-pull (for hinged doors only)	
	J = Routed pull	
	C = Nickel C-pull (nickel finish only, for hinged doors only)	
	S = Stainless steel finish S-pull (stainless steel finish only, for hinged doors only)	
	6. <i>Lock option</i>	
	L = Lockhole drilled	
	N = No lock drilling	
	7. <i>Cord escape option</i>	
	8. <i>Finish</i>	
	9. <i>Pull finish where applicable</i>	
	10. <i>Fabric for tackboard</i>	
	<i>*After specifying product code, provide keying instructions.</i>	
	Overdesk unit will achieve 72" nominal height when used with correct top.	
	The clearance under the overhead to the top of the worksurface is approximately 20 3/4".	
	Applicable finishes are listed on page 86.	
	Odd numbered hinged door is always on left side, left hinged.	

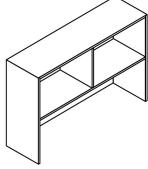
Reff Overhead storage  
*overdesk units, standard height planning model  
 use with 1<sup>3</sup>/<sub>4</sub>" worksurfaces and 26<sup>1</sup>/<sub>2</sub>"h support*

description	d	w	h	doors	pattern no.	lam.	V1	V2	V3
For 1 <sup>3</sup> / <sub>4</sub> " worksurfaces	20"	30"	43 <sup>3</sup> / <sub>4</sub> "	2	<b>QROBH30T1</b> (X)(X)(X)(X)(X)	\$2,793.	\$3,550.	\$4,082.	\$5,511.
 Hinged doors, 20" deep	20"	36"	43 <sup>3</sup> / <sub>4</sub> "	2	<b>QROBH36T1</b> (X)(X)(X)(X)(X)	2,960.	3,766.	4,332.	5,847.
	20"	42"	43 <sup>3</sup> / <sub>4</sub> "	3	<b>QROBH42T1</b> (X)(X)(X)(X)(X)	3,125.	3,982.	4,581.	6,185.
	20"	48"	43 <sup>3</sup> / <sub>4</sub> "	3	<b>QROBH48T1</b> (X)(X)(X)(X)(X)	3,292.	4,198.	4,829.	6,520.
	20"	54"	43 <sup>3</sup> / <sub>4</sub> "	3	<b>QROBH54T1</b> (X)(X)(X)(X)(X)	3,457.	4,415.	5,076.	6,854.
	20"	66"	43 <sup>3</sup> / <sub>4</sub> "	4	<b>QROBH66T1</b> (X)(X)(X)(X)(X)	4,370.	5,582.	6,419.	8,665.
	20"	78"	43 <sup>3</sup> / <sub>4</sub> "	4	<b>QROBH78T1</b> (X)(X)(X)(X)(X)	4,702.	6,014.	6,915.	9,336.
	20"	84"	43 <sup>3</sup> / <sub>4</sub> "	4	<b>QROBH84T1</b> (X)(X)(X)(X)(X)	4,868.	6,230.	7,165.	9,671.

For 1 <sup>3</sup> / <sub>4</sub> " worksurfaces	20"	30"	43 <sup>3</sup> / <sub>4</sub> "	1	<b>QROBF30S1</b> (X)(X)(X)	1,864.	2,587.	2,977.	4,018.
 Flip doors, 20" deep	20"	36"	43 <sup>3</sup> / <sub>4</sub> "	1	<b>QROBF36S1</b> (X)(X)(X)	2,137.	2,968.	3,412.	4,607.
	20"	42"	43 <sup>3</sup> / <sub>4</sub> "	1	<b>QROBF42S1</b> (X)(X)(X)	2,414.	3,349.	3,850.	5,198.
	20"	48"	43 <sup>3</sup> / <sub>4</sub> "	1	<b>QROBF48S1</b> (X)(X)(X)	2,687.	3,728.	4,287.	5,786.
	20"	54"	43 <sup>3</sup> / <sub>4</sub> "	2	<b>QROBF54S1</b> (X)(X)(X)	2,961.	4,108.	4,724.	6,378.
	20"	66"	43 <sup>3</sup> / <sub>4</sub> "	2	<b>QROBF66S1</b> (X)(X)(X)	3,509.	5,197.	5,976.	8,067.
	20"	78"	43 <sup>3</sup> / <sub>4</sub> "	2	<b>QROBF78S1</b> (X)(X)(X)	4,551.	5,938.	6,829.	9,219.
	20"	90"	43 <sup>3</sup> / <sub>4</sub> "	2	<b>QROBF90S1</b> (X)(X)(X)	4,667.	6,105.	7,020.	9,477.

Order Code	Specification Information	Application Notes
Example: <b>QROBF30S0LJLBF118( )</b>	To order please specify pattern number including:	Shipped knocked-down.
<b>QR</b> Reff Standard Special	1. Configuration option	Open cabinets require no locks.
<b>O</b> Overhead	O = Open	Tasklights not included.
<b>B</b> For 1 <sup>3</sup> / <sub>4</sub> " top mounting	H = Hinged door	Tackboard included, fabric railroaded.
<b>F</b> Flip door	F = Flip door	C, D and S pulls are not available for flip door units.
<b>30</b> 30" wide	2. Width	All flip door cabinets on this page are nominal 19"H not 23"H.
<b>S</b> Standard height	3. Storage option	Open/hinge doors are nominal 23"H, actual 22 <sup>3</sup> / <sub>8</sub> ".
<b>0</b> 15" deep	S0 = 19"h x 15"d	Locks are not factory installed.
<b>L</b> Finish type, laminate	S1 = 19"h x 20"d	Include grommet (black only) in back panel for task light cord. If used in open plan areas specify "no grommet."
<b>J</b> J-pull	T0 = 23"h x 15"d	Wire manager is included and mounts adjacent to tackboard. Specify color.
<b>L</b> Locks included	T1 = 23"h x 20"d	
<b>BF</b> Cord escape, back feed	4. Finish type	
<b>118</b> Finish, Bright White	L = Laminate	
<b>(W250)</b> Fabric	1 = V1	
	2 = V2	
	3 = V3	
	5. Pull option for hinged door only	
	D = Metal D-pull (for hinged doors only)	
	J = Routed pull	
	C = Nickel C-pull (nickel finish only, for hinged doors only)	
	S = Stainless steel finish S-pull (stainless steel finish only, for hinged doors only)	
	6. Lock option	
	L = Lockhole drilled	
	N = No lock drilling	
	7. Cord escape option	
	8. Finish	
	9. Pull finish where applicable	
	10. Fabric for tackboard	
	*After specifying product code, provide keying instructions.	
	Overdesk unit will achieve 72" nominal height when used with correct top.	
	The clearance under the overhead to the top of the worksurface is approximately 20 <sup>3</sup> / <sub>4</sub> ".	
	Applicable finishes are listed on page 86.	
	Odd numbered hinged door is always on left side, left hinged.	

Reff Overhead storage  
*overdesk units, desk height planning model*  
*use with 1 1/4" worksurfaces and 28 3/8" h support*

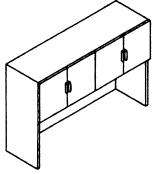
description	d	w	h	doors	pattern no.	lam.	V1	V2	V3
For 1 1/4" worksurfaces Open, 14" deep 	14"	30"	45 1/2"		<b>QROAO30T0DH</b> ( ) ( ) ( )	\$1,880.	\$2,396.	\$2,756.	\$3,722.
	14"	36"	45 1/2"		<b>QROAO36T0DH</b> ( ) ( ) ( )	1,971.	2,516.	2,896.	3,909.
	14"	42"	45 1/2"		<b>QROAO42T0DH</b> ( ) ( ) ( )	2,061.	2,638.	3,033.	4,095.
	14"	48"	45 1/2"		<b>QROAO48T0DH</b> ( ) ( ) ( )	2,153.	2,757.	3,170.	4,282.
	14"	54"	45 1/2"		<b>QROAO54T0DH</b> ( ) ( ) ( )	2,242.	2,878.	3,310.	4,468.
	14"	66"	45 1/2"		<b>QROAO66T0DH</b> ( ) ( ) ( )	2,860.	3,665.	4,216.	5,691.
	14"	78"	45 1/2"		<b>QROAO78T0DH</b> ( ) ( ) ( )	3,042.	3,907.	4,493.	6,064.
	14"	84"	45 1/2"		<b>QROAO84T0DH</b> ( ) ( ) ( )	3,129.	4,025.	4,629.	6,248.

center divider on 42" and wider.

Order Code	Specification Information	Application Notes
Example: <b>QROAO30T0DHLBF118</b> ( ) <b>QR</b> Reff Standard Special <b>O</b> Overhead <b>A</b> For mounting on 1 1/4" thick top <b>O</b> Open <b>30</b> 30" wide <b>T</b> 23"h storage <b>0</b> 15"d storage <b>DH</b> desk height, 75" height overall <b>L</b> Finish type, laminate <b>BF</b> Cord escape, back feed <b>118</b> Finish, Bright White <b>( )</b> Fabric selection	<p>To order please specify pattern number including:</p> <ol style="list-style-type: none"> <li><b>Configuration option (embedded in pattern number)</b>                      O = Open                      H = Hinged doors                      F = Flip doors</li> <li><b>Storage option (embedded in pattern number)</b>                      S0 = 19"h x 15"d                      S1 = 19"h x 20"d                      T0 = 23"h x 15"d                      T1 = 23"h x 20"d</li> <li><b>Finish type</b>                      L = laminate                      1 = V1                      2 = V2                      3 = V3</li> <li><b>Pull option</b>                      (Optional hinged door configurations only)                      D = metal D-pull (finish optional)                      J = routed J-pull (finish matches case)                      C = nickel finish C-pull (nickel finish only)                      S = S-pull (stainless steel finish only)</li> <li><b>Lock option</b>                      (Optional hinged door configurations only)                      L = drilled to accept lock                      N = no drilling</li> </ol>	<ol style="list-style-type: none"> <li><b>Tasklight cord escape</b>                      BF = back feed                      FF = front feed</li> <li><b>Finish</b></li> <li><b>Optional pull finish, where applicable</b></li> <li><b>Fabric for tackboard</b></li> </ol> <p>Product on this page excluding J-pull option will accept woodgrain laminate where laminate is currently an option.</p> <p>Overdesk units do not come with lock included. Keying instructions must accompany all orders, refer to page 188. Random locks are factory installed. Key-alike are field installed using the KnollKey order form.</p> <p>Products on this page shipped knocked-down.</p> <p>Tasklights not included.</p> <p>Tackboard included, fabric orientation applied railroaded.</p> <p>Wire manager included and mounts adjacent to tackboard. Specify color.</p> <p>Include grommet (black only) in back panel for tasklight cord. If used in open plan areas, specify "no grommet"</p>
<p>dimensions noted nominal</p>		<p>Products on this page are engineered to align with 75"h cabinets. Be sure storage dimension options and drilling options correspond accordingly. For storage options below the worksurface, specify 28 3/8" h products. ; <b>do not mix products from 26 1/2" h (standard height) planning model with 28 3/8" h (desk height) planning model in any one configuration.</b></p> <p>Overdesk unit will achieve 75" nominal height - actual height 75.125", when used with correct thickness of top.</p> <p>Clearance below overhead storage to top of worksurface is approximately 23 1/8" h.</p> <p>Applicable finishes are listed on page 86.</p> <p>Odd numbered hinged door is always on left side, left hinged.</p>

Reff Overhead storage  
*overdesk units, desk height planning model*  
*use with 1 1/4" worksurfaces and 28 3/8" h support*

description	d	w	h	doors	pattern no.	lam.	V1	V2	V3
For 1 1/4" worksurfaces	15"	30"	45 1/2"	2	<b>QROAH30T0DH</b> ( ) ( ) ( ) ( ) ( )	\$2,750.	\$3,514.	\$4,041.	\$5,455.
Hinged doors, 15" deep	15"	36"	45 1/2"	2	<b>QROAH36T0DH</b> ( ) ( ) ( ) ( ) ( )	2,911.	3,721.	4,279.	5,776.
	15"	42"	45 1/2"	3	<b>QROAH42T0DH</b> ( ) ( ) ( ) ( ) ( )	3,070.	3,926.	4,516.	6,096.
	15"	48"	45 1/2"	3	<b>QROAH48T0DH</b> ( ) ( ) ( ) ( ) ( )	3,231.	4,134.	4,752.	6,418.
	15"	54"	45 1/2"	3	<b>QROAH54T0DH</b> ( ) ( ) ( ) ( ) ( )	3,391.	4,340.	4,992.	6,739.
	15"	66"	45 1/2"	4	<b>QROAH66T0DH</b> ( ) ( ) ( ) ( ) ( )	4,297.	5,490.	6,313.	8,523.
	15"	78"	45 1/2"	4	<b>QROAH78T0DH</b> ( ) ( ) ( ) ( ) ( )	4,618.	5,904.	6,790.	9,167.
	15"	84"	45 1/2"	6	<b>QROAH84T0DH</b> ( ) ( ) ( ) ( ) ( )	4,778.	6,110.	7,026.	9,485.

**Order Code**

Example: <b>QROAO30T0DHLBF118</b> ( )	
<b>QR</b>	Reff Standard Special
<b>O</b>	Overhead
<b>A</b>	For mounting on 1 1/4" thick top
<b>O</b>	Open
<b>30</b>	30" wide
<b>T</b>	23"h storage
<b>0</b>	15"d storage
<b>DH</b>	desk height, 75" height overall
<b>L</b>	Finish type, laminate
<b>BF</b>	Cord escape, back feed
<b>118</b>	Finish, Bright White
<b>( )</b>	Fabric selection

dimensions noted nominal

**Specification Information**

- To order please specify pattern number including:
- Configuration option (embedded in pattern number)**  
 O = Open  
 H = Hinged doors  
 F = Flip doors
  - Storage option (embedded in pattern number)**  
 S0 = 19"h x 15"d  
 S1 = 19"h x 20"d  
 T0 = 23"h x 15"d  
 T1 = 23"h x 20"d
  - Finish type**  
 L = laminate  
 1 = V1  
 2 = V2  
 3 = V3
  - Pull option**  
 (Optional hinged door configurations only)  
 D = metal D-pull (finish optional)  
 J = routed J-pull (finish matches case)  
 C = nickel finish C-pull (nickel finish only)  
 S = S-pull (stainless steel finish only)
  - Lock option**  
 (Optional hinged door configurations only)  
 L = drilled to accept lock  
 N = no drilling

- Tasklight cord escape**  
 BF = back feed  
 FF = front feed
- Finish**
- Optional pull finish, where applicable**
- Fabric for tackboard**

Product on this page excluding J-pull option will accept woodgrain laminate where laminate is currently an option.

Overdesk units do not come with lock included. Keying instructions must accompany all orders, refer to page 188. Random locks are factory installed. Key-alike are field installed using the KnollKey order form.

Products on this page shipped knocked-down.

Tasklights not included.

Tackboard included, fabric orientation applied railroaded.

Wire manager included and mounts adjacent to tackboard. Specify color.

Include grommet (black only) in back panel for tasklight cord. If used in open plan areas, specify "no grommet"

**Application Notes**

Products on this page are engineered to align with 75"h cabinets. Be sure storage dimension options and drilling options correspond accordingly. For storage options below the worksurface, specify 28 3/8" h products. ; **do not mix products from 26 1/2" h (standard height) planning model with 28 3/8" h (desk height) planning model in any one configuration.**

Overdesk unit will achieve 75" nominal height - actual height 75.125", when used with correct thickness of top.

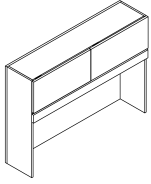
Clearance below overhead storage to top of worksurface is approximately 23 1/8" h.

Applicable finishes are listed on page 86.

Odd numbered hinged door is always on left side, left hinged.

Reff Overhead storage  
*overdesk units, desk height planning model*  
*use with 1 1/4" worksurfaces and 28 3/8" h support*

description	d	w	h	doors	pattern no.	lam.	V1	V2	V3
For 1 1/4" worksurfaces	15"	30"	45 1/2"	1	QROAF30S0DH( ) ( ) ( ) ( )	\$1,814.	\$2,524.	\$2,901.	\$3,918.
Flip doors, 15" deep	15"	36"	45 1/2"	1	QROAF36S0DH( ) ( ) ( ) ( )	2,086.	2,900.	3,334.	4,503.
	15"	42"	45 1/2"	1	QROAF42S0DH( ) ( ) ( ) ( )	2,356.	3,278.	3,769.	5,089.
	15"	48"	45 1/2"	1	QROAF48S0DH( ) ( ) ( ) ( )	2,631.	3,655.	4,204.	5,673.
	15"	54"	45 1/2"	2	QROAF54S0DH( ) ( ) ( ) ( )	2,902.	4,032.	4,637.	6,261.
	15"	66"	45 1/2"	2	QROAF66S0DH( ) ( ) ( ) ( )	3,447.	5,112.	5,878.	7,937.
	15"	78"	45 1/2"	2	QROAF78S0DH( ) ( ) ( ) ( )	4,466.	5,826.	6,698.	9,044.
	15"	90"	45 1/2"	2	QROAF90S0DH( ) ( ) ( ) ( )	4,574.	5,982.	6,881.	9,290.

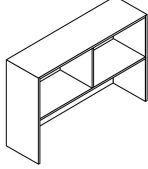


Order Code	Specification Information	Application Notes
Example: <b>QROAO30T0DHLBF118( )</b>	<i>To order please specify pattern number including:</i>	
<b>QR</b> Reff Standard Special		
<b>O</b> Overhead	1. <i>Configuration option (embedded in pattern number)</i> O = Open H = Hinged doors F = Flip doors	
<b>A</b> For mounting on 1 1/4" thick top	2. <i>Storage option (embedded in pattern number)</i> S0 = 19"h x 15"d S1 = 19"h x 20"d T0 = 23"h x 15"d T1 = 23"h x 20"d	
<b>O</b> Open	3. <i>Finish type</i> L = laminate 1 = V1 2 = V2 3 = V3	
<b>30</b> 30" wide	4. <i>Pull option</i> (Optional hinged door configurations only) D = metal D-pull (finish optional) J = routed J-pull (finish matches case) C = nickel finish C-pull (nickel finish only) S = S-pull (stainless steel finish only)	
<b>T</b> 23"h storage	5. <i>Lock option</i> (Optional hinged door configurations only) L = drilled to accept lock N = no drilling	
<b>0</b> 15"d storage	6. <i>Tasklight cord escape</i> BF = back feed FF = front feed	
<b>DH</b> desk height, 75" height overall	7. <i>Finish</i>	
<b>L</b> Finish type, laminate	8. <i>Optional pull finish, where applicable</i>	
<b>BF</b> Cord escape, back feed	9. <i>Fabric for tackboard</i>	
<b>118</b> Finish, Bright White	Product on this page excluding J-pull option will accept woodgrain laminate where laminate is currently an option.	Products on this page are engineered to align with 75"h cabinets. Be sure storage dimension options and drilling options correspond accordingly. For storage options below the worksurface, specify 28 3/8" h products. ; <b>do not mix products from 26 1/2" h (standard height) planning model with 28 3/8" h (desk height) planning model in any one configuration.</b>
<b>( )</b> Fabric selection	Overdesk units do not come with lock included. Keying instructions must accompany all orders, refer to page 188. Random locks are factory installed. Key-alike are field installed using the KnollKey order form.	Overdesk unit will achieve 75" nominal height - actual height 75.125", when used with correct thickness of top.
	Products on this page shipped knocked-down.	Clearance below overhead storage to top of worksurface is approximately 23 1/8" h.
	Tasklights not included.	Applicable finishes are listed on page 86.
	Tackboard included, fabric orientation applied railroaded.	Odd numbered hinged door is always on left side, left hinged.
	Wire manager included and mounts adjacent to tackboard. Specify color.	
	Include grommet (black only) in back panel for tasklight cord. If used in open plan areas, specify "no grommet"	

*dimensions noted nominal*



Reff Overhead storage  
*overdesk units, desk height planning model*  
*use with 1 1/4" worksurfaces and 28 3/8" h support*

description	d	w	h	doors	pattern no.	lam.	V1	V2	V3
For 1 1/4" worksurfaces Open, 19" deep 	19"	30"	45 1/2"		<b>QROAO30T1DH</b> ( ) ( ) ( )	\$1,990.	\$2,527.	\$2,906.	\$3,922.
	19"	36"	45 1/2"		<b>QROAO36T1DH</b> ( ) ( ) ( )	2,088.	2,658.	3,057.	4,125.
	19"	42"	45 1/2"		<b>QROAO42T1DH</b> ( ) ( ) ( )	2,185.	2,789.	3,207.	4,330.
	19"	48"	45 1/2"		<b>QROAO48T1DH</b> ( ) ( ) ( )	2,285.	2,921.	3,359.	4,534.
	19"	54"	45 1/2"		<b>QROAO54T1DH</b> ( ) ( ) ( )	2,381.	3,053.	3,511.	4,740.
	19"	66"	45 1/2"		<b>QROAO66T1DH</b> ( ) ( ) ( )	3,029.	3,880.	4,462.	6,023.
	19"	78"	45 1/2"		<b>QROAO78T1DH</b> ( ) ( ) ( )	3,125.	4,142.	4,765.	6,430.
	19"	84"	45 1/2"		<b>QROAO84T1DH</b> ( ) ( ) ( )	3,323.	4,273.	4,914.	6,635.

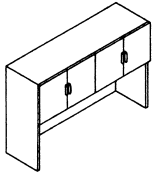
center divider on 42" and wider.

Order Code	Specification Information	Application Notes
Example: <b>QROAO30T0DHLBF118</b> ( ) <b>QR</b> Reff Standard Special <b>O</b> Overhead <b>A</b> For mounting on 1 1/4" thick top <b>O</b> Open <b>30</b> 30" wide <b>T</b> 23"h storage <b>0</b> 15"d storage <b>DH</b> desk height, 75" height overall <b>L</b> Finish type, laminate <b>BF</b> Cord escape, back feed <b>118</b> Finish, Bright White <b>( )</b> Fabric selection	To order please specify pattern number including: 1. <i>Configuration option (embedded in pattern number)</i> O = Open H = Hinged doors F = Flip doors 2. <i>Storage option (embedded in pattern number)</i> S0 = 19"h x 15"d S1 = 19"h x 20"d T0 = 23"h x 15"d T1 = 23"h x 20"d 3. <i>Finish type</i> L = laminate 1 = V1 2 = V2 3 = V3 4. <i>Pull option</i> (Optional hinged door configurations only) D = metal D-pull (finish optional) J = routed J-pull (finish matches case) C = nickel finish C-pull (nickel finish only) S = S-pull (stainless steel finish only) 5. <i>Lock option</i> (Optional hinged door configurations only) L = drilled to accept lock N = no drilling	6. <i>Tasklight cord escape</i> BF = back feed FF = front feed 7. <i>Finish</i> 8. <i>Optional pull finish, where applicable</i> 9. <i>Fabric for tackboard</i>  Product on this page excluding J-pull option will accept woodgrain laminate where laminate is currently an option.  Overdesk units do not come with lock included. Keying instructions must accompany all orders, refer to page 188. Random locks are factory installed. Key-alike are field installed using the KnollKey order form.  Products on this page shipped knocked-down.  Tasklights not included.  Tackboard included, fabric orientation applied railroaded.  Wire manager included and mounts adjacent to tackboard. Specify color.  Include grommet (black only) in back panel for tasklight cord. If used in open plan areas, specify "no grommet"
		Products on this page are engineered to align with 75"h cabinets. Be sure storage dimension options and drilling options correspond accordingly. For storage options below the worksurface, specify 28 3/8" h products. ; <b>do not mix products from 26 1/2" h (standard height) planning model with 28 3/8" h (desk height) planning model in any one configuration.</b>  Overdesk unit will achieve 75" nominal height - actual height 75.125", when used with correct thickness of top.  Clearance below overhead storage to top of worksurface is approximately 23 1/8" h.  Applicable finishes are listed on page 86.  Odd numbered hinged door is always on left side, left hinged.

dimensions noted nominal

Reff Overhead storage  
*overdesk units, desk height planning model*  
*use with 1 1/4" worksurfaces and 28 3/8" h support*

description	d	w	h	doors	pattern no.	lam.	V1	V2	V3
For 1 1/4" worksurfaces	20"	30"	45 1/2"	2	<b>QROAH30T1DH</b> ( ) ( ) ( ) ( ) ( )	\$2,896.	\$3,700.	\$4,256.	\$5,746.
Hinged doors, 20" deep	20"	36"	45 1/2"	2	<b>QROAH36T1DH</b> ( ) ( ) ( ) ( ) ( )	3,069.	3,922.	4,510.	6,089.
	20"	42"	45 1/2"	3	<b>QROAH42T1DH</b> ( ) ( ) ( ) ( ) ( )	3,242.	4,145.	4,768.	6,434.
	20"	48"	45 1/2"	3	<b>QROAH48T1DH</b> ( ) ( ) ( ) ( ) ( )	3,413.	4,368.	5,023.	6,781.
	20"	54"	45 1/2"	3	<b>QROAH54T1DH</b> ( ) ( ) ( ) ( ) ( )	3,589.	4,590.	5,279.	7,128.
	20"	66"	45 1/2"	4	<b>QROAH66T1DH</b> ( ) ( ) ( ) ( ) ( )	4,537.	5,795.	6,666.	8,998.
	20"	78"	45 1/2"	4	<b>QROAH78T1DH</b> ( ) ( ) ( ) ( ) ( )	4,710.	6,242.	7,177.	9,691.
	20"	84"	45 1/2"	6	<b>QROAH84T1DH</b> ( ) ( ) ( ) ( ) ( )	5,054.	6,466.	7,435.	10,038.



## Order Code

Example: <b>QROAO30T0DHLBF118( )</b>	
<b>QR</b>	Reff Standard Special
<b>O</b>	Overhead
<b>A</b>	For mounting on 1 1/4" thick top
<b>O</b>	Open
<b>30</b>	30" wide
<b>T</b>	23"h storage
<b>0</b>	15"d storage
<b>DH</b>	desk height, 75" height overall
<b>L</b>	Finish type, laminate
<b>BF</b>	Cord escape, back feed
<b>118</b>	Finish, Bright White
<b>( )</b>	Fabric selection

dimensions noted nominal

## Specification Information

- To order please specify pattern number including:
- Configuration option (embedded in pattern number)**  
 O = Open  
 H = Hinged doors  
 F = Flip doors
  - Storage option (embedded in pattern number)**  
 S0 = 19"h x 15"d  
 S1 = 19"h x 20"d  
 T0 = 23"h x 15"d  
 T1 = 23"h x 20"d
  - Finish type**  
 L = laminate  
 1 = V1  
 2 = V2  
 3 = V3
  - Pull option**  
 (Optional hinged door configurations only)  
 D = metal D-pull (finish optional)  
 J = routed J-pull (finish matches case)  
 C = nickel finish C-pull (nickel finish only)  
 S = S-pull (stainless steel finish only)
  - Lock option**  
 (Optional hinged door configurations only)  
 L = drilled to accept lock  
 N = no drilling

- Tasklight cord escape**  
 BF = back feed  
 FF = front feed
- Finish**
- Optional pull finish, where applicable**
- Fabric for tackboard**

Product on this page excluding J-pull option will accept woodgrain laminate where laminate is currently an option.

Overdesk units do not come with lock included. Keying instructions must accompany all orders, refer to page 188. Random locks are factory installed. Key-alike are field installed using the KnollKey order form.

Products on this page shipped knocked-down.

Tasklights not included.

Tackboard included, fabric orientation applied railroaded.

Wire manager included and mounts adjacent to tackboard. Specify color.

Include grommet (black only) in back panel for tasklight cord. If used in open plan areas, specify "no grommet"

## Application Notes

Products on this page are engineered to align with 75"h cabinets. Be sure storage dimension options and drilling options correspond accordingly. For storage options below the worksurface, specify 28 3/8" h products. ; **do not mix products from 26 1/2" h (standard height) planning model with 28 3/8" h (desk height) planning model in any one configuration.**

Overdesk unit will achieve 75" nominal height - actual height 75.125", when used with correct thickness of top.

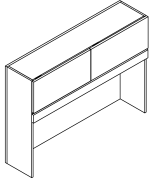
Clearance below overhead storage to top of worksurface is approximately 23 1/8" h.

Applicable finishes are listed on page 86.

Odd numbered hinged door is always on left side, left hinged.

Reff Overhead storage  
*overdesk units, desk height planning model*  
*use with 1 1/4" worksurfaces and 28 3/8" h support*

description	d	w	h	doors	pattern no.	lam.	V1	V2	V3
For 1 1/4" worksurfaces	20"	30"	45 1/2"	1	QROAF30S1DH ( ) ( ) ( ) ( )	\$1,933.	\$2,686.	\$3,088.	\$4,169.
Flip doors, 20" deep	20"	36"	45 1/2"	1	QROAF36S1DH ( ) ( ) ( ) ( )	2,217.	3,082.	3,543.	4,783.
	20"	42"	45 1/2"	1	QROAF42S1DH ( ) ( ) ( ) ( )	2,502.	3,477.	4,000.	5,399.
	20"	48"	45 1/2"	1	QROAF48S1DH ( ) ( ) ( ) ( )	2,787.	3,872.	4,454.	6,014.
	20"	54"	45 1/2"	2	QROAF54S1DH ( ) ( ) ( ) ( )	3,072.	4,270.	4,911.	6,631.
	20"	66"	45 1/2"	2	QROAF66S1DH ( ) ( ) ( ) ( )	3,640.	5,396.	6,205.	8,377.
	20"	78"	45 1/2"	2	QROAF78S1DH ( ) ( ) ( ) ( )	4,720.	6,160.	7,085.	9,564.
	20"	90"	45 1/2"	2	QROAF90S1DH ( ) ( ) ( ) ( )	4,843.	6,339.	7,288.	9,840.

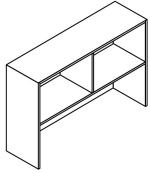


Order Code	Specification Information	Application Notes
Example: <b>QROAO30T0DHLBF118( )</b>	<i>To order please specify pattern number including:</i>	Products on this page are engineered to align with 75" h cabinets. Be sure storage dimension options and drilling options correspond accordingly. For storage options below the worksurface, specify 28 3/8" h products. ; <b>do not mix products from 26 1/2" h (standard height) planning model with 28 3/8" h (desk height) planning model in any one configuration.</b>
<b>QR</b> Reff Standard Special	6. <i>Tasklight cord escape</i> BF = back feed FF = front feed	
<b>O</b> Overhead	1. <i>Configuration option (embedded in pattern number)</i> O = Open H = Hinged doors F = Flip doors	Overdesk unit will achieve 75" nominal height - actual height 75.125", when used with correct thickness of top.
<b>A</b> For mounting on 1 1/4" thick top	2. <i>Storage option (embedded in pattern number)</i> S0 = 19" h x 15" d S1 = 19" h x 20" d T0 = 23" h x 15" d T1 = 23" h x 20" d	
<b>O</b> Open	3. <i>Finish type</i> L = laminate 1 = V1 2 = V2 3 = V3	Clearance below overhead storage to top of worksurface is approximately 23 1/8" h.
<b>30</b> 30" wide	4. <i>Pull option</i> (Optional hinged door configurations only) D = metal D-pull (finish optional) J = routed J-pull (finish matches case) C = nickel finish C-pull (nickel finish only) S = S-pull (stainless steel finish only)	
<b>T</b> 23" h storage	5. <i>Lock option</i> (Optional hinged door configurations only) L = drilled to accept lock N = no drilling	Applicable finishes are listed on page 86.  Odd numbered hinged door is always on left side, left hinged.
<b>0</b> 15" d storage	6. <i>Tasklight cord escape</i> BF = back feed FF = front feed	
<b>DH</b> desk height, 75" height overall	7. <i>Finish</i>	Products on this page shipped knocked-down.  Tasklights not included.  Tackboard included, fabric orientation applied railroaded.  Wire manager included and mounts adjacent to tackboard. Specify color.  Include grommet (black only) in back panel for tasklight cord. If used in open plan areas, specify "no grommet"
<b>L</b> Finish type, laminate	8. <i>Optional pull finish, where applicable</i>	
<b>BF</b> Cord escape, back feed	9. <i>Fabric for tackboard</i>	
<b>118</b> Finish, Bright White		
<b>( )</b> Fabric selection		

dimensions noted nominal

Reff Overhead storage  
*overdesk units, desk height planning model*  
*use with 1<sup>3</sup>/<sub>4</sub>" worksurfaces and 28<sup>3</sup>/<sub>8</sub>"h support*

description	d	w	h	doors	pattern no.	L	V1	V2	V3
For 1 <sup>3</sup> / <sub>4</sub> " worksurfaces	14"	30"	45"		QROBO30T0DH ( ) ( ) ( )	\$1,717.	\$2,216.	\$2,549.	\$3,440.
Open, 14" deep	14"	36"	45"		QROBO36T0DH ( ) ( ) ( )	1,854.	2,391.	2,750.	3,712.
	14"	42"	45"		QROBO42T0DH ( ) ( ) ( )	1,992.	2,566.	2,951.	3,983.
	14"	48"	45"		QROBO48T0DH ( ) ( ) ( )	2,129.	2,741.	3,151.	4,256.
	14"	54"	45"		QROBO54T0DH ( ) ( ) ( )	2,266.	2,916.	3,355.	4,527.
	14"	66"	45"		QROBO66T0DH ( ) ( ) ( )	2,872.	3,707.	4,265.	5,757.
	14"	78"	45"		QROBO78T0DH ( ) ( ) ( )	3,149.	4,059.	4,668.	6,302.
	14"	84"	45"		QROBO84T0DH ( ) ( ) ( )	3,286.	4,233.	4,869.	6,573.



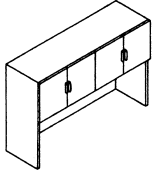
center divider on 42" and wider.

Order Code	Specification Information	Application Notes
Example: <b>QROBO30T0DHLBF118( )</b>	<i>To order please specify pattern number including:</i>	
<b>QR</b> Reff Standard Special		
<b>O</b> Overhead	1. <i>Configuration option (embedded in pattern number)</i> O = Open	Products on this page are engineered to align with 75" h cabinets. Be sure storage dimension options and drilling options correspond accordingly. For storage options below the worksurface, specify 28 <sup>3</sup> / <sub>8</sub> " h products; <b>do not mix products from 26<sup>1</sup>/<sub>2</sub>" h (standard height) planning model with 28<sup>3</sup>/<sub>8</sub>" h (desk height) planning model in any one configuration.</b>
<b>B</b> For mounting on 1 <sup>3</sup> / <sub>4</sub> " thick top	H = Hinged doors F = Flip doors	
<b>O</b> Open	2. <i>Storage option (embedded in pattern number)</i> S0 = 19" h x 15" d S1 = 19" h x 20" d T0 = 23" h x 15" d T1 = 23" h x 20" d	
<b>30</b> 30" wide	3. <i>Finish type</i> L = laminate	
<b>T</b> 23" h storage	1 = V1 2 = V2 3 = V3	
<b>0</b> 15" d storage	4. <i>Pull option</i> (Optional hinged door configurations only) D = metal D-pull (finish optional) J = routed J-pull (finish matches case) C = nickel finish C-pull (nickel finish only) S = S-pull (stainless steel finish only)	
<b>DH</b> desk height, 75" height overall	5. <i>Lock option</i> (Optional hinged door configurations only) L = drilled to accept lock N = no drilling	
<b>L</b> Finish type, laminate		
<b>BF</b> Cord escape, back feed		
<b>118</b> Finish, Bright White		
<b>( )</b> Fabric selection		Products on this page shipped knocked-down.  Tasklights not included.  Tackboard included, fabric orientation applied railroaded.  Wire manager included and mounts adjacent to tackboard. Specify color.  Include grommet (black only) in back panel for tasklight cord. If used in open plan areas, specify "no grommet"
		Overdesk unit will achieve 75" nominal height - actual height 75.125", when used with correct thickness of top.  Clearance below overhead storage to top of worksurface is approximately 22 <sup>3</sup> / <sub>8</sub> " h.  Applicable finishes are listed on page 86.  Odd numbered hinged door is always on left side, left hinged.

dimensions noted nominal

Reff Overhead storage  
*overdesk units, desk height planning model*  
*use with 1<sup>3</sup>/<sub>4</sub>" worksurfaces and 28<sup>3</sup>/<sub>8</sub>"h support*

description	d	w	h	doors	pattern no.	L	V1	V2	V3
For 1 <sup>3</sup> / <sub>4</sub> " worksurfaces	15"	30"	45"	2	<b>QROBH30T0DH</b> ( ) ( ) ( ) ( ) ( )	\$2,782.	\$3,549.	\$4,081.	\$5,509.
Hinged doors, 15" deep	15"	36"	45"	2	<b>QROBH36T0DH</b> ( ) ( ) ( ) ( ) ( )	2,944.	3,758.	4,322.	5,833.
	15"	42"	45"	3	<b>QROBH42T0DH</b> ( ) ( ) ( ) ( ) ( )	3,107.	3,968.	4,562.	6,160.
	15"	48"	45"	3	<b>QROBH48T0DH</b> ( ) ( ) ( ) ( ) ( )	3,268.	4,177.	4,803.	6,483.
	15"	54"	45"	3	<b>QROBH54T0DH</b> ( ) ( ) ( ) ( ) ( )	3,430.	4,388.	5,045.	6,810.
	15"	66"	45"	4	<b>QROBH66T0DH</b> ( ) ( ) ( ) ( ) ( )	4,346.	5,551.	6,385.	8,618.
	15"	78"	45"	4	<b>QROBH78T0DH</b> ( ) ( ) ( ) ( ) ( )	4,670.	5,972.	6,867.	9,271.
	15"	84"	45"	4	<b>QROBH84T0DH</b> ( ) ( ) ( ) ( ) ( )	4,829.	6,182.	7,109.	9,597.

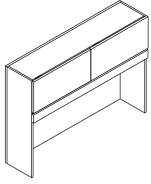


Order Code	Specification Information	Application Notes
Example: <b>QROB030T0DHLBF118</b> ( )	<i>To order please specify pattern number including:</i>	<p>Products on this page are engineered to align with 75" h cabinets. Be sure storage dimension options and drilling options correspond accordingly. For storage options below the worksurface, specify 28<sup>3</sup>/<sub>8</sub>" h products; <b>do not mix products from 26<sup>1</sup>/<sub>2</sub>" h (standard height) planning model with 28<sup>3</sup>/<sub>8</sub>" h (desk height) planning model in any one configuration.</b></p> <p>Overdesk unit will achieve 75" nominal height - actual height 75.125", when used with correct thickness of top.</p> <p>Clearance below overhead storage to top of worksurface is approximately 22<sup>3</sup>/<sub>8</sub>" h.</p> <p>Applicable finishes are listed on page 86.</p> <p>Odd numbered hinged door is always on left side, left hinged.</p>
<b>QR</b> Reff Standard Special	1. <i>Configuration option (embedded in pattern number)</i> O = Open H = Hinged doors F = Flip doors	
<b>O</b> Overhead	2. <i>Storage option (embedded in pattern number)</i> S0 = 19" h x 15" d S1 = 19" h x 20" d T0 = 23" h x 15" d T1 = 23" h x 20" d	
<b>B</b> For mounting on 1 <sup>3</sup> / <sub>4</sub> " thick top	3. <i>Finish type</i> L = laminate 1 = V1 2 = V2 3 = V3	
<b>O</b> Open	4. <i>Pull option</i> (Optional hinged door configurations only) D = metal D-pull (finish optional) J = routed J-pull (finish matches case) C = nickel finish C-pull (nickel finish only) S = S-pull (stainless steel finish only)	
<b>30</b> 30" wide	5. <i>Lock option</i> (Optional hinged door configurations only) L = drilled to accept lock N = no drilling	
<b>T</b> 23" h storage	6. <i>Tasklight cord escape</i> BF = back feed FF = front feed	
<b>0</b> 15" d storage	7. <i>Finish</i>	
<b>DH</b> desk height, 75" height overall	8. <i>Optional pull finish, where applicable</i>	
<b>L</b> Finish type, laminate	9. <i>Fabric for tackboard</i>	
<b>BF</b> Cord escape, back feed	Overdesk units do not come with lock included. Keying instructions must accompany all orders, refer to page 188. Random locks are factory installed. Key-alike are field installed using the KnollKey order form.	
<b>118</b> Finish, Bright White	Products on this page shipped knocked-down.	
<b>( )</b> Fabric selection	Tasklights not included.	
	Tackboard included, fabric orientation applied railroaded.	
	Wire manager included and mounts adjacent to tackboard. Specify color.	
	Include grommet (black only) in back panel for tasklight cord. If used in open plan areas, specify "no grommet"	

dimensions noted nominal

Reff Overhead storage  
*overdesk units, desk height planning model*  
*use with 1<sup>3</sup>/<sub>4</sub>" worksurfaces and 28<sup>3</sup>/<sub>8</sub>"h support*

description	d	w	h	doors	pattern no.	L	V1	V2	V3
For 1 <sup>3</sup> / <sub>4</sub> " worksurfaces	15"	30"	45"	1	QROBF30S0DH ( ) ( ) ( ) ( )	\$1,830.	\$2,548.	\$2,928.	\$3,954.
Flip doors, 15" deep	15"	36"	45"	1	QROBF36S0DH ( ) ( ) ( ) ( )	2,105.	2,929.	3,369.	4,550.
	15"	42"	45"	1	QROBF42S0DH ( ) ( ) ( ) ( )	2,381.	3,314.	3,811.	5,146.
	15"	48"	45"	1	QROBF48S0DH ( ) ( ) ( ) ( )	2,659.	3,697.	4,252.	5,740.
	15"	54"	45"	2	QROBF54S0DH ( ) ( ) ( ) ( )	2,935.	4,080.	4,691.	6,336.
	15"	66"	45"	2	QROBF66S0DH ( ) ( ) ( ) ( )	3,486.	5,168.	5,943.	8,025.
	15"	78"	45"	2	QROBF78S0DH ( ) ( ) ( ) ( )	4,515.	5,887.	6,770.	9,139.
	15"	90"	45"	2	QROBF90S0DH ( ) ( ) ( ) ( )	4,627.	6,056.	6,966.	9,402.

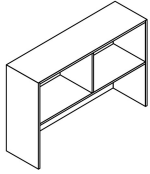


Order Code	Specification Information	Application Notes
Example: <b>QROB030T0DHLBF118( )</b>	To order please specify pattern number including:	<p>Products on this page are engineered to align with 75" h cabinets. Be sure storage dimension options and drilling options correspond accordingly. For storage options below the worksurface, specify 28<sup>3</sup>/<sub>8</sub>" h products; <b>do not mix products from 26<sup>1</sup>/<sub>2</sub>" h (standard height) planning model with 28<sup>3</sup>/<sub>8</sub>" h (desk height) planning model in any one configuration.</b></p> <p>Overdesk unit will achieve 75" nominal height - actual height 75.125", when used with correct thickness of top.</p> <p>Clearance below overhead storage to top of worksurface is approximately 22<sup>3</sup>/<sub>8</sub>" h.</p> <p>Applicable finishes are listed on page 86.</p> <p>Odd numbered hinged door is always on left side, left hinged.</p>
<b>QR</b> Reff Standard Special		
<b>O</b> Overhead		
<b>B</b> For mounting on 1 <sup>3</sup> / <sub>4</sub> " thick top		
<b>O</b> Open		
<b>30</b> 30" wide		
<b>T</b> 23" h storage		
<b>0</b> 15" d storage		
<b>DH</b> desk height, 75" height overall		
<b>L</b> Finish type, laminate		
<b>BF</b> Cord escape, back feed		
<b>118</b> Finish, Bright White		
<b>( )</b> Fabric selection		
	<ol style="list-style-type: none"> <li>1. Configuration option (embedded in pattern number)                      O = Open                      H = Hinged doors                      F = Flip doors</li> <li>2. Storage option (embedded in pattern number)                      S0 = 19" h x 15" d                      S1 = 19" h x 20" d                      T0 = 23" h x 15" d                      T1 = 23" h x 20" d</li> <li>3. Finish type                      L = laminate                      1 = V1                      2 = V2                      3 = V3</li> <li>4. Pull option                      (Optional hinged door configurations only)                      D = metal D-pull (finish optional)                      J = routed J-pull (finish matches case)                      C = nickel finish C-pull (nickel finish only)                      S = S-pull (stainless steel finish only)</li> <li>5. Lock option                      (Optional hinged door configurations only)                      L = drilled to accept lock                      N = no drilling</li> <li>6. Tasklight cord escape                      BF = back feed                      FF = front feed</li> <li>7. Finish</li> <li>8. Optional pull finish, where applicable</li> <li>9. Fabric for tackboard</li> </ol>	
	<p>Overdesk units do not come with lock included. Keying instructions must accompany all orders, refer to page 188. Random locks are factory installed. Key-alike are field installed using the KnollKey order form.</p> <p>Products on this page shipped knocked-down.</p> <p>Tasklights not included.</p> <p>Tackboard included, fabric orientation applied railroaded.</p> <p>Wire manager included and mounts adjacent to tackboard. Specify color.</p> <p>Include grommet (black only) in back panel for tasklight cord. If used in open plan areas, specify "no grommet"</p>	

dimensions noted nominal

Reff Overhead storage  
*overdesk units, desk height planning model*  
*use with 1<sup>3</sup>/<sub>4</sub>" worksurfaces and 28<sup>3</sup>/<sub>8</sub>"h support*

description	d	w	h	doors	pattern no.	L	V1	V2	V3
For 1 <sup>3</sup> / <sub>4</sub> " worksurfaces	19"	30"	45"		QROBO30T1DH ( ) ( ) ( )	\$2,105.	\$2,674.	\$3,076.	\$4,151.
Open, 19" deep	19"	36"	45"		QROBO36T1DH ( ) ( ) ( )	2,181.	2,778.	3,196.	4,314.
	19"	42"	45"		QROBO42T1DH ( ) ( ) ( )	2,257.	2,883.	3,316.	4,476.
	19"	48"	45"		QROBO48T1DH ( ) ( ) ( )	2,331.	2,988.	3,436.	4,637.
	19"	54"	45"		QROBO54T1DH ( ) ( ) ( )	2,406.	3,091.	3,554.	4,800.
	19"	66"	45"		QROBO66T1DH ( ) ( ) ( )	3,063.	3,924.	4,512.	6,093.
	19"	78"	45"		QROBO78T1DH ( ) ( ) ( )	3,215.	4,134.	4,752.	6,418.
	19"	84"	45"		QROBO84T1DH ( ) ( ) ( )	3,290.	4,239.	4,875.	6,581.



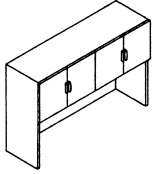
center divider on 42" and wider.

Order Code	Specification Information	Application Notes
Example: <b>QROBO30T0DHLBF118( )</b>	<i>To order please specify pattern number including:</i>	<p>Products on this page are engineered to align with 75" h cabinets. Be sure storage dimension options and drilling options correspond accordingly. For storage options below the worksurface, specify 28<sup>3</sup>/<sub>8</sub>" h products; <b>do not mix products from 26<sup>1</sup>/<sub>2</sub>" h (standard height) planning model with 28<sup>3</sup>/<sub>8</sub>" h (desk height) planning model in any one configuration.</b></p> <p>Overdesk unit will achieve 75" nominal height - actual height 75.125", when used with correct thickness of top.</p> <p>Clearance below overhead storage to top of worksurface is approximately 22<sup>3</sup>/<sub>8</sub>" h.</p> <p>Applicable finishes are listed on page 86.</p> <p>Odd numbered hinged door is always on left side, left hinged.</p>
<b>QR</b> Reff Standard Special		
<b>O</b> Overhead	1. <i>Configuration option (embedded in pattern number)</i> O = Open	
<b>B</b> For mounting on 1 <sup>3</sup> / <sub>4</sub> " thick top	H = Hinged doors F = Flip doors	
<b>O</b> Open	2. <i>Storage option (embedded in pattern number)</i> S0 = 19" h x 15" d S1 = 19" h x 20" d T0 = 23" h x 15" d T1 = 23" h x 20" d	
<b>30</b> 30" wide	3. <i>Finish type</i> L = laminate	
<b>T</b> 23" h storage	1 = V1 2 = V2 3 = V3	
<b>0</b> 15" d storage	4. <i>Pull option</i> (Optional hinged door configurations only) D = metal D-pull (finish optional) J = routed J-pull (finish matches case) C = nickel finish C-pull (nickel finish only) S = S-pull (stainless steel finish only)	
<b>DH</b> desk height, 75" height overall	5. <i>Lock option</i> (Optional hinged door configurations only) L = drilled to accept lock N = no drilling	
<b>L</b> Finish type, laminate	6. <i>Tasklight cord escape</i> BF = back feed FF = front feed	
<b>BF</b> Cord escape, back feed	7. <i>Finish</i>	
<b>118</b> Finish, Bright White	8. <i>Optional pull finish, where applicable</i>	
<b>( )</b> Fabric selection	9. <i>Fabric for tackboard</i>	
	Overdesk units do not come with lock included. Keying instructions must accompany all orders, refer to page 188. Random locks are factory installed. Key-alike are field installed using the KnollKey order form.	
	Products on this page shipped knocked-down.	
	Tasklights not included.	
	Tackboard included, fabric orientation applied railroaded.	
	Wire manager included and mounts adjacent to tackboard. Specify color.	
	Include grommet (black only) in back panel for tasklight cord. If used in open plan areas, specify "no grommet"	

dimensions noted nominal

Reff Overhead storage  
*overdesk units, desk height planning model*  
*use with 1<sup>3</sup>/<sub>4</sub>" worksurfaces and 28<sup>3</sup>/<sub>8</sub>"h support*

description	d	w	h	doors	pattern no.	L	V1	V2	V3
For 1 <sup>3</sup> / <sub>4</sub> " worksurfaces	20"	30"	45"	2	<b>QROBH30T1DH</b> ( ) ( ) ( ) ( ) ( )	\$2,933.	\$3,728.	\$4,287.	\$5,786.
Hinged doors, 20" deep	20"	36"	45"	2	<b>QROBH36T1DH</b> ( ) ( ) ( ) ( ) ( )	3,108.	3,954.	4,549.	6,139.
	20"	42"	45"	3	<b>QROBH42T1DH</b> ( ) ( ) ( ) ( ) ( )	3,282.	4,181.	4,807.	6,492.
	20"	48"	45"	3	<b>QROBH48T1DH</b> ( ) ( ) ( ) ( ) ( )	3,456.	4,409.	5,070.	6,844.
	20"	54"	45"	3	<b>QROBH54T1DH</b> ( ) ( ) ( ) ( ) ( )	3,630.	4,635.	5,331.	7,197.
	20"	66"	45"	4	<b>QROBH66T1DH</b> ( ) ( ) ( ) ( ) ( )	4,588.	5,861.	6,740.	9,098.
	20"	78"	45"	4	<b>QROBH78T1DH</b> ( ) ( ) ( ) ( ) ( )	4,936.	6,314.	7,263.	9,804.
	20"	84"	45"	6	<b>QROBH84T1DH</b> ( ) ( ) ( ) ( ) ( )	5,111.	6,539.	7,522.	10,155.



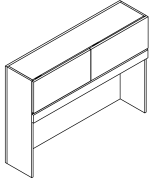
Order Code	Specification Information	Application Notes
Example: <b>QROB030T0DHLBF118</b> ( )	<i>To order please specify pattern number including:</i>	
<b>QR</b> Reff Standard Special		
<b>O</b> Overhead	1. <i>Configuration option (embedded in pattern number)</i> O = Open	Products on this page are engineered to align with 75" h cabinets. Be sure storage dimension options and drilling options correspond accordingly. For storage options below the worksurface, specify 28 <sup>3</sup> / <sub>8</sub> " h products; <b>do not mix products from 26<sup>1</sup>/<sub>2</sub>" h (standard height) planning model with 28<sup>3</sup>/<sub>8</sub>" h (desk height) planning model in any one configuration.</b>
<b>B</b> For mounting on 1 <sup>3</sup> / <sub>4</sub> " thick top	H = Hinged doors	
<b>O</b> Open	F = Flip doors	
<b>30</b> 30" wide	2. <i>Storage option (embedded in pattern number)</i> S0 = 19" h x 15" d S1 = 19" h x 20" d T0 = 23" h x 15" d T1 = 23" h x 20" d	
<b>T</b> 23" h storage	3. <i>Finish type</i> L = laminate	
<b>0</b> 15" d storage	I = V1 2 = V2 3 = V3	
<b>DH</b> desk height, 75" height overall	4. <i>Pull option</i> (Optional hinged door configurations only) D = metal D-pull (finish optional) J = routed J-pull (finish matches case) C = nickel finish C-pull (nickel finish only) S = S-pull (stainless steel finish only)	
<b>L</b> Finish type, laminate	5. <i>Lock option</i> (Optional hinged door configurations only) L = drilled to accept lock N = no drilling	
<b>BF</b> Cord escape, back feed	6. <i>Tasklight cord escape</i> BF = back feed FF = front feed	
<b>118</b> Finish, Bright White	7. <i>Finish</i>	
<b>( )</b> Fabric selection	8. <i>Optional pull finish, where applicable</i>	Overdesk units do not come with lock included. Keying instructions must accompany all orders, refer to page 188. Random locks are factory installed. Key-alike are field installed using the KnollKey order form.
	9. <i>Fabric for tackboard</i>	
		Products on this page shipped knocked-down.
		Tasklights not included.
		Tackboard included, fabric orientation applied railroaded.
		Wire manager included and mounts adjacent to tackboard. Specify color.
		Include grommet (black only) in back panel for tasklight cord. If used in open plan areas, specify "no grommet"
		Clearance below overhead storage to top of worksurface is approximately 22 <sup>3</sup> / <sub>8</sub> " h.
		Applicable finishes are listed on page 86.
		Odd numbered hinged door is always on left side, left hinged.

dimensions noted nominal



Reff Overhead storage  
*overdesk units, desk height planning model*  
*use with 1<sup>3</sup>/<sub>4</sub>" worksurfaces and 28<sup>3</sup>/<sub>8</sub>"h support*

description	d	w	h	doors	pattern no.	L	V1	V2	V3
For 1 <sup>3</sup> / <sub>4</sub> " worksurfaces	20"	30"	45"	1	<b>QROBF30S1DH</b> ( ) ( ) ( ) ( )	\$1,957.	\$2,717.	\$3,123.	\$4,218.
Flip doors, 20" deep	20"	36"	45"	1	<b>QROBF36S1DH</b> ( ) ( ) ( ) ( )	2,244.	3,115.	3,583.	4,838.
	20"	42"	45"	1	<b>QROBF42S1DH</b> ( ) ( ) ( ) ( )	2,533.	3,516.	4,042.	5,456.
	20"	48"	45"	1	<b>QROBF48S1DH</b> ( ) ( ) ( ) ( )	2,822.	3,914.	4,502.	6,077.
	20"	54"	45"	2	<b>QROBF54S1DH</b> ( ) ( ) ( ) ( )	3,110.	4,313.	4,960.	6,695.
	20"	66"	45"	2	<b>QROBF66S1DH</b> ( ) ( ) ( ) ( )	3,683.	5,456.	6,274.	8,472.
	20"	78"	45"	2	<b>QROBF78S1DH</b> ( ) ( ) ( ) ( )	4,779.	6,235.	7,170.	9,679.
	20"	90"	45"	2	<b>QROBF90S1DH</b> ( ) ( ) ( ) ( )	4,901.	6,410.	7,371.	9,950.



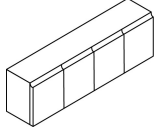
Order Code	Specification Information	Application Notes
Example: <b>QROB030T0DHLBF118</b> ( )	<i>To order please specify pattern number including:</i>	<p>Products on this page are engineered to align with 75" h cabinets. Be sure storage dimension options and drilling options correspond accordingly. For storage options below the worksurface, specify 28<sup>3</sup>/<sub>8</sub>" h products; <b>do not mix products from 26<sup>1</sup>/<sub>2</sub>" h (standard height) planning model with 28<sup>3</sup>/<sub>8</sub>" h (desk height) planning model in any one configuration.</b></p> <p>Overdesk unit will achieve 75" nominal height - actual height 75.125", when used with correct thickness of top.</p> <p>Clearance below overhead storage to top of worksurface is approximately 22<sup>3</sup>/<sub>8</sub>" h.</p> <p>Applicable finishes are listed on page 86.</p> <p>Odd numbered hinged door is always on left side, left hinged.</p>
<b>QR</b> Reff Standard Special		
<b>O</b> Overhead	1. <i>Configuration option (embedded in pattern number)</i> O = Open	
<b>B</b> For mounting on 1 <sup>3</sup> / <sub>4</sub> " thick top	H = Hinged doors F = Flip doors	
<b>O</b> Open	2. <i>Storage option (embedded in pattern number)</i> S0 = 19" h x 15" d S1 = 19" h x 20" d T0 = 23" h x 15" d T1 = 23" h x 20" d	
<b>30</b> 30" wide	3. <i>Finish type</i> L = laminate	
<b>T</b> 23" h storage	1 = V1 2 = V2 3 = V3	
<b>0</b> 15" d storage	4. <i>Pull option</i> (Optional hinged door configurations only) D = metal D-pull (finish optional) J = routed J-pull (finish matches case) C = nickel finish C-pull (nickel finish only) S = S-pull (stainless steel finish only)	
<b>DH</b> desk height, 75" height overall	5. <i>Lock option</i> (Optional hinged door configurations only) L = drilled to accept lock N = no drilling	
<b>L</b> Finish type, laminate	6. <i>Tasklight cord escape</i> BF = back feed FF = front feed	
<b>BF</b> Cord escape, back feed	7. <i>Finish</i>	
<b>118</b> Finish, Bright White	8. <i>Optional pull finish, where applicable</i>	
<b>( )</b> Fabric selection	9. <i>Fabric for tackboard</i>	
	Overdesk units do not come with lock included. Keying instructions must accompany all orders, refer to page 188. Random locks are factory installed. Key-alike are field installed using the KnollKey order form.	
	Products on this page shipped knocked-down.	
	Tasklights not included.	
	Tackboard included, fabric orientation applied railroaded.	
	Wire manager included and mounts adjacent to tackboard. Specify color.	
	Include grommet (black only) in back panel for tasklight cord. If used in open plan areas, specify "no grommet"	

dimensions noted nominal

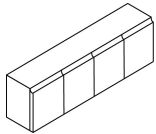
# Reff Overhead storage panel hung and wall hung cabinets

Standard Specials Systems

description	h	w	d	locks req'd	doors	pattern no.	L	V1	V2	V3
Panel hung overhead cabinet (hinged door, no back)	19"	24"	14"	1	2	<b>QROPH24S0</b> ( ) ( ) ( ) ( )	\$1,786.	\$1,880.	\$2,162.	\$2,917.
		42"	14"	2	3	<b>QROPH42S0</b> ( ) ( ) ( ) ( )	2,347.	2,470.	2,841.	3,837.
		48"	14"	2	3	<b>QROPH48S0</b> ( ) ( ) ( ) ( )	2,500.	2,632.	3,027.	4,085.
		54"	14"	2	3	<b>QROPH54S0</b> ( ) ( ) ( ) ( )	2,544.	2,683.	3,086.	4,166.
		84"	14"	3	5	<b>QROPH84S0</b> ( ) ( ) ( ) ( )	3,434.	3,618.	4,160.	5,616.



description	h	w	d	locks req'd	doors	pattern no.	L	V1	V2	V3
Wall hung overhead cabinet (hinged door, with back)	19"	24"	15"	1	2	<b>QROMH24S0</b> ( ) ( ) ( ) ( )	3,261.	3,436.	3,951.	5,334.
		42"	15"	2	3	<b>QROMH42S0</b> ( ) ( ) ( ) ( )	3,753.	3,948.	4,540.	6,130.
		48"	15"	2	3	<b>QROMH48S0</b> ( ) ( ) ( ) ( )	3,879.	4,083.	4,696.	6,340.
		54"	15"	2	3	<b>QROMH54S0</b> ( ) ( ) ( ) ( )	3,898.	4,108.	4,724.	6,378.
		66"	15"	2	4	<b>QROMH66S0</b> ( ) ( ) ( ) ( )	4,125.	4,346.	5,000.	6,749.
		78"	15"	2	4	<b>QROMH78S0</b> ( ) ( ) ( ) ( )	4,771.	5,028.	5,781.	7,805.
		84"	15"	3	6	<b>QROMH84S0</b> ( ) ( ) ( ) ( )	5,312.	5,598.	6,438.	8,691.
		90"	15"	3	6	<b>QROMH90S0</b> ( ) ( ) ( ) ( )	5,582.	5,884.	6,764.	9,134.
		96"	15"	3	6	<b>QROMH96S0</b> ( ) ( ) ( ) ( )	5,853.	6,166.	7,092.	9,576.



Reff System

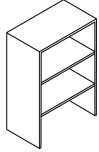
Order Code	Specification Information	Application Notes
Example: <b>QROPH24S0DLL</b>	<i>To order please specify pattern number including:</i>	
<b>QR</b> Reff Standard Special	1. Configuration option ( <i>embedded in pattern no.</i> )	Panel-hung cabinets are shipped knocked-down. Wall-hung overhead cabinets are shipped assembled.
<b>O</b> Overhead	<i>H = Hinged door</i>	Open cabinets require no locks.
<b>P</b> Panel hung	<i>O = Open</i>	Tasklights are not included.
<b>H</b> Hinge door	<i>F = Flip door</i>	D-Pulls are not available for flip door units.
<b>24</b> 24" wide	2. Storage option ( <i>embedded in pattern no.</i> )	Hardware included for overhead cabinets.
<b>S</b> Standard height, 19"h	<i>S0 = 19"h x 14"d open/15"d hinged door</i>	<b>The manufacturer does not take responsibility for the installation or the security of cabinets to the wall.</b>
<b>0</b> 15" deep	<i>T0 = 23"h x 14"d open/15"d hinged door</i>	<b>*Keying instructions must accompany all cabinet orders.</b>
<b>D</b> D-pull	3. Finish type	Panel-hung overheads come with no backs.
<b>L</b> Lock hole drilled	4. Pull option <i>applicable hinged doors only</i>	Random keys are factory installed.
<b>L</b> Laminate finish	5. Lock option	Order overheads with a KnollKey order form.
	6. Finish, case	
	7. Finish, pull when applicable	
	8. Keying instructions	
	<b>*After specifying product code, provide keying instructions.</b>	
	<b>Dimensions are nominal.</b>	
	Product not available where prices do not appear.	
	3. <i>Finish type options:</i>	
	L = Laminate	
	1 = V1 techwood	
	2 = V2 conventional veneer	
	3 = V3 exotic veneer	
	4. <i>Pull Options:</i>	
	D = Metal D-pull for hinged door only	
	J = Routed pull	
	C = Nickel finish C-pull for hinged door only (nickel finish only)	
	S = Stainless steel finish S-pull for hinged door only (stainless steel finish only)	
	5. <i>Lock options:</i>	
	L = Lock hole drilled	
	N = No lockdrilling	
	8. Refer to page 188 for keying instructions.	
	Product on this page excluding J-pull option will accept woodgrain laminate where laminate is currently an option.	
	Applicable finishes are listed on page 86.	
	Sliding rails order separately on page from Reff price list.	

# Reff Overhead storage

Standard Specials Systems

## open hutch wood interior

description	h	w	d	pattern no.	L	V1	V2	V3
Hutch for 1 1/4" top, 26 1/2" h component	44 1/4"	30"	14"	<b>QROAO30BW ( ) ( )</b>	\$2,095.	\$2,801.	\$3,221.	\$4,347.
	44 1/4"	36"	14"	<b>QROAO36BW ( ) ( )</b>	2,306.	3,085.	3,547.	4,788.

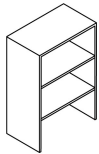


No baseboard  
No bottom shelf  
2 adjustable shelves

Hutch for 1 1/4" top, 28 3/8" h component	45 1/2"	30"	14"	<b>QROAO30DHBW ( ) ( )</b>	2,201.	2,941.	3,382.	4,564.
	45 1/2"	36"	14"	<b>QROAO36DHBW ( ) ( )</b>	2,421.	3,240.	3,725.	5,028.

No baseboard  
No bottom shelf  
2 adjustable shelves

Hutch for 1 3/4" top, 26 1/2" h component	43 3/4"	30"	14"	<b>QROBO30BW ( ) ( )</b>	2,095.	2,801.	3,221.	4,347.
	43 3/4"	36"	14"	<b>QROBO36BW ( ) ( )</b>	2,306.	3,085.	3,547.	4,788.



No baseboard  
No bottom shelf  
2 adjustable shelves

Hutch for 1 3/4" top, 28 3/8" h component	45"	30"	14"	<b>QROBO30DHBW ( ) ( )</b>	2,201.	2,941.	3,383.	4,564.
	45"	36"	14"	<b>QROBO36DHBW ( ) ( )</b>	2,421.	3,240.	3,725.	5,028.

No baseboard  
No bottom shelf  
2 adjustable shelves

### Order Code

Example: <b>QROAO30BW(2)(V316)</b>
<b>QR</b> Reff Standard Special
<b>O</b> Overhead storage
<b>A</b> for 1 1/4" top
<b>O</b> Open hutch
<b>30</b> 30" w (nominal)
<b>B</b> Bookcase
<b>W</b> Interior option, wood
<b>2</b> Finish type, V2
<b>V316</b> Finish, light maple

### Specification Information

To order please specify pattern number including:

1. Interior Option  
W = wood (shelves match case finish or wood drawer interiors)
2. Finish type  
L = laminate  
1 = V1  
2 = V2  
3 = V3
3. Cabinet finish

### Application Notes

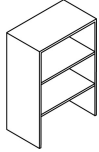
Product on this page will accept woodgrain laminate where laminate is currently an option.

14" deep gable aligns with the gable depth of standard 15" deep overdesk.

Shelf adjustability is 2.5" up or down per shelf from equal drilled spacing.

*open hutch  
metal interior*

description	h	w	d	pattern no.	L	V1	V2	V3
Hutch for 1 1/4" top, 26 1/2" h component	44 1/4"	30"	14"	<b>QROAO30BM ( ) ( )</b>	\$1,917.	\$2,560.	\$2,944.	\$3,974.
	44 1/4"	36"	14"	<b>QROAO36BM ( ) ( )</b>	2,122.	2,840.	3,268.	4,410.

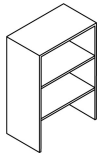


No baseboard  
No bottom shelf  
2 adjustable shelves

Hutch for 1 1/4" top, 28 3/8" h component	45 1/2"	30"	14"	<b>QROAO30DHBM ( ) ( )</b>	2,013.	2,688.	3,090.	4,173.
	45 1/2"	36"	14"	<b>QROAO36DHBM ( ) ( )</b>	2,228.	2,983.	3,430.	4,631.

No baseboard  
No bottom shelf  
2 adjustable shelves

Hutch for 1 3/4" top, 26 1/2" h component	43 3/4"	30"	14"	<b>QROBO30BM ( ) ( )</b>	1,917.	2,560.	2,944.	3,974.
	43 3/4"	36"	14"	<b>QROBO36BM ( ) ( )</b>	2,122.	2,840.	3,268.	4,410.



No baseboard  
No bottom shelf  
2 adjustable shelves

Hutch for 1 3/4" top, 28 3/8" h component	45"	30"	14"	<b>QROBO30DHBM ( ) ( )</b>	2,013.	2,688.	3,090.	4,173.
	45"	36"	14"	<b>QROBO36DHBM ( ) ( )</b>	2,228.	2,983.	3,430.	4,631.

No baseboard  
No bottom shelf  
2 adjustable shelves

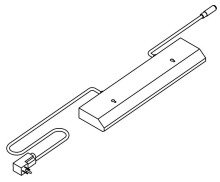
Order Code	Specification Information	Application Notes
Example: <b>QROAO30BM(2)(V316)</b>	<i>To order please specify pattern number including:</i>	Product on this page will accept woodgrain laminate where laminate is currently an option.
<b>QR</b> Reff Standard Special	1. <i>Interior Option</i> M = metal shelves *If laminate case, finish of metal shelves to match; if case V1 or V2 finish, shelves are black)	14" deep gable aligns with the gable depth of standard 15" deep overdesk.
<b>O</b> Overhead storage	2. <i>Finish type</i> L = laminate 1 = V1 2 = V2 3 = V3	Shelf adjustability is 2.5" up or down per shelf from equal drilled spacing.
<b>A</b> for 1 1/4" top	3. <i>Cabinet finish</i>	
<b>O</b> Open hutch		
<b>30</b> 30" w (nominal)		
<b>B</b> Bookcase		
<b>M</b> Interior option, metal		
<b>2</b> Finish type, V2		
<b>V316</b> Finish, light maple		

# Reff Overhead storage

## T5 Task Light for Reff

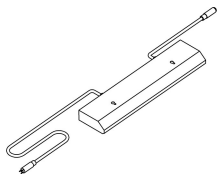
### Daisy Chain

description	type	w	d	h	pattern no.	Standard	Advanced
Task Light, starter 9 ft. cord, fused male plug 1 ft. cord, female plug	Use with 24" and wider overhead	19"	4"	1 1/2"	<b>RTL5E19( )DCS( )Q</b>	\$453.	n/a
	Use with 30" and wider overhead	25"	4"	1 1/2"	<b>RTL5E25( )DCS( )Q</b>	460.	591.
	Use with 42" and wider overhead	37"	4"	1 1/2"	<b>RTL5E37( )DCS( )Q</b>	468.	614.
	Use with 60" and wider overhead	49"	4"	1 1/2"	<b>RTL5E49( )DCS( )Q</b>	474.	633.
	Use with 72" and wider overhead	61"	4"	1 1/2"	<b>RTL5E61( )DCS( )Q</b>	490.	650.
	Use with 84" and wider overhead	73"	4"	1 1/2"	<b>RTL5E73( )DCS( )Q</b>	521.	668.
	Use with 96" and wider overhead	85"	4"	1 1/2"	<b>RTL5E85( )DCS( )Q</b>	609.	688.



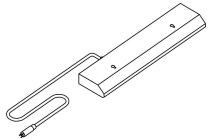
left hand shown

Task Light, adder 2 ft. cord, male plug 1 ft. cord, female plug	Use with 24" and wider overhead	19"	4"	1 1/2"	<b>RTL5E19( )DCA( )Q</b>	491.	n/a
	Use with 30" and wider overhead	25"	4"	1 1/2"	<b>RTL5E25( )DCA( )Q</b>	498.	630.
	Use with 42" and wider overhead	37"	4"	1 1/2"	<b>RTL5E37( )DCA( )Q</b>	504.	651.
	Use with 60" and wider overhead	49"	4"	1 1/2"	<b>RTL5E49( )DCA( )Q</b>	509.	669.
	Use with 72" and wider overhead	61"	4"	1 1/2"	<b>RTL5E61( )DCA( )Q</b>	528.	689.
	Use with 84" and wider overhead	73"	4"	1 1/2"	<b>RTL5E73( )DCA( )Q</b>	557.	705.
	Use with 96" and wider overhead	85"	4"	1 1/2"	<b>RTL5E85( )DCA( )Q</b>	646.	724.



left hand shown

Task Light, ender 2 ft. cord, male plug	Use with 24" and wider overhead	19"	4"	1 1/2"	<b>RTL5E19( )DCE( )Q</b>	361.	n/a
	Use with 30" and wider overhead	25"	4"	1 1/2"	<b>RTL5E25( )DCE( )Q</b>	367.	497.
	Use with 42" and wider overhead	37"	4"	1 1/2"	<b>RTL5E37( )DCE( )Q</b>	372.	522.
	Use with 60" and wider overhead	49"	4"	1 1/2"	<b>RTL5E49( )DCE( )Q</b>	378.	537.
	Use with 72" and wider overhead	61"	4"	1 1/2"	<b>RTL5E61( )DCE( )Q</b>	396.	557.
	Use with 84" and wider overhead	73"	4"	1 1/2"	<b>RTL5E73( )DCE( )Q</b>	424.	575.
	Use with 96" and wider overhead	85"	4"	1 1/2"	<b>RTL5E85( )DCE( )Q</b>	515.	592.



left hand shown

Order Code	Specification Information	Application Notes
Example: <b>RTL5E19SDCSLQ</b> <b>RTL</b> Task Light <b>T5</b> T5 lamp <b>E</b> Electronic ballast <b>19</b> Width <b>S</b> Standard <b>DC</b> Daisy chain <b>S</b> Starter <b>L</b> Left handed <b>Q</b> Special	Specify: Width - Task Lights mount in cabinets and shelves at least 5" wider than light width. 1. Type: (S) Standard (A) Advanced 2. Handedness L= Left handed ( male plug on user's left side) R=Right handed ( male plug on user's right side) All housings are black.	Task lights mount into the recess in the underside of overhead cabinets and shelves at least 5" wider than task light width. Task lights include T5 cool white (4100K) fluorescent lamp, electronic ballast, prismatic lens, rocker switch, one cord exit management clip and mounting hardware. Cord management clips must be ordered separately. Task lights are TCLP compliant and meet requirements of California Title 24. Advanced task lights are fitted with ballast and lamp compliant with LEED requirements.

Task lights fit to overhead cabinets without the use of filler panels.  
 Standard mount with slide bars. All lights also feature two screw-mounting keyholes.  
 Maximum total in a chain = (1) starter + (3) adders + (1) ender.

description	w	h	pattern no.	list
Panel hung tackboard Note: Fabric railroaded	24"	24"	QRPHTB2424 ( )	\$368.
	36"	24"	QRPHTB3624 ( )	451.
	48"	24"	QRPHTB4824 ( )	551.
	54"	24"	QRPHTB5424 ( )	601.
	60"	24"	QRPHTB6024 ( )	649.
	72"	24"	QRPHTB7224 ( )	749.
available in all standard grades of fabric				
Wall hung tackboard Note: Fabric railroaded Velcro supplied	24"	24"	QRWHTB2424 ( )	408.
	54"	24"	QRWHTB5424 ( )	589.
	60"	24"	QRWHTB6024 ( )	640.
	72"	24"	QRWHTB7224 ( )	739.
available in all standard grades of fabric				

**Order Code**

**Specification Information**

**Application Notes**

*To order please specify:*

1. Pattern number
2. Fabric (Tackboards)

## Wood Finishes

### V1 Techwood

Natural Edge	Synthetic Edge	Finish
Y316	S316	Maple
Y319	S319	Cherry
Y323	S323	Medium Walnut
Y326	S326	Dark Mahogany
Y329	S329	Medium Oak
Y342	S342	Medium Teak
Y344	S344	Espresso
Y811	S811	Natural
Y821	S821	Blond Maple
Y831	S831	Light Cherry
Y851	S851	Black Oak
Y881	S881	Light Walnut
Y882	S882	Dove Grey

### V2 Natural Veneers / Premium Techwood

Natural Edge	Synthetic Edge	Finish
V312	R312	Bronze Cherry
V316	R316	Maple
V319	R319	Medium Cherry
V411	R411	Light Walnut
V412	R412	Natural Cherry
V413	R413	Sand Oak (Open pore)
V414	R414	Natural Oak
V415	R415	Peacock Green Walnut
V417	R417	Old English Walnut
V421	R421	Chalk Oak
V423	R423	Light Oak
V433	R433	Light Fawn Cherry
V436	R436	Medium Brown Cherry
V439	R439	Straight Anigre

### V2 Natural Veneers / Premium Techwood (cont.)

Natural Edge	Synthetic Edge	Finish
V440	R440	Natural Hemlock (QC)
Y841	S841	Ebony (Open pore)
Y861	S861	Grigio (Open pore)

### V3 Premium Veneer

Natural Edge	Synthetic Edge	Finish
V512	R512	Figured Anigre
V514	R514	Makore
V515	R515	Figured Sycamore
V517	R517	Natural Sapele
V518	R518	Natural Chestnut

*(all above are quarter cut)*

## Laminates

### Laminate

111	Jet Black
114	Folkstone Grey
115	Medium Grey
117	Soft Grey
118	Bright White
119	Pumice
121	Micro Grey with 114 Folkstone grey edge band
122	Brushed Sand with 119 Pumice edge band
123	Brushed Grey with 128 Fog edge band
128	Fog
129	Micro Sand with 119 Pumice edge band

### Wood Grain Laminates

124	Medium Chery *
125	Natural Maple *
126	Natural Cherry *
127	Walnut *

\*Woodgrain Laminate. Not available on all components.

### Note:

Matching edge band unless noted otherwise.

### Mixed Finishes: (where applicable for work surfaces only)

Use 2 digit prefix to indicate surface finish

Use 2 digit suffix to indicate wood edge finishes

### Laminate Surfaces

11	Jet Black
14	Folkstone Grey
15	Medium Grey
17	Soft Grey
18	Bright White
19	Pumice
21	Micro Grey
22	Brushed Sand
23	Brushed Grey
28	Fog
29	Micro Sand

### V1 Edges

Y3	Y323
Y9	Y319
16	Y316
26	Y326
29	Y329
44	Y344
62	Y342
81	Y811
82	Y821
83	Y831
85	Y851

### V2 Edges

12	V312
16	V316
39	V439
40	V440
43	V433
45	V415
46	V436
47	V417
61	V411
71	V421
73	V423
84	Y841
86	Y861

### V3 Edges

52	V512
54	V514
55	V515
57	V517
58	V518

### Note:

To order mixed finishes, enter four digit finish code as follows:

For example:

For a Micro Grey laminate surface with Bronzed Cherry edge. enter finish code: 2112

For a Jet Black laminate surface with Light Maple edge, enter finish code: 1116

Conference room top

1 1/4" Thick - No grommet, no drilling

description	w	d	dia.	pattern no.	L	M	V1	V2	V3
Square top - tapered 4 sides	30"	30"		<b>QAW1T43030</b> ( ) ( )	\$847.	\$1,160.	\$1,218.	\$1,401.	\$1,889.
	36"	36"		<b>QAW1T43636</b> ( ) ( )	931.	1,275.	1,339.	1,541.	2,079.
	42"	42"		<b>QAW1T44242</b> ( ) ( )	1,071.	1,468.	1,542.	1,773.	2,393.
	48"	48"		<b>QAW1T44848</b> ( ) ( )	1,233.	1,690.	1,775.	2,041.	2,754.
Rectangular top - tapered 4 sides	48"	30"		<b>QAW1T44830</b> ( ) ( )	1,112.	1,524.	1,601.	1,840.	2,484.
	60"	30"		<b>QAW1T46030</b> ( ) ( )	1,220.	1,672.	1,755.	2,019.	2,725.
	72"	30"		<b>QAW1T47230</b> ( ) ( )	1,326.	1,817.	1,909.	2,195.	2,963.
	72"	36"		<b>QAW1T47236</b> ( ) ( )	1,380.	1,889.	1,983.	2,281.	3,079.
Round top - tapered edge			24"	<b>QAW1TR24</b> ( ) ( )	1,074.	1,472.	1,546.	1,778.	2,400.
			30"	<b>QAW1TR30</b> ( ) ( )	1,110.	1,521.	1,597.	1,836.	2,477.
			36"	<b>QAW1TR36</b> ( ) ( )	1,144.	1,568.	1,647.	1,893.	2,556.
			42"	<b>QAW1TR42</b> ( ) ( )	1,241.	1,699.	1,785.	2,051.	2,771.
			48"	<b>QAW1TR48</b> ( ) ( )	1,413.	1,937.	2,034.	2,338.	3,156.

Order Code	Specification Information	Application Notes
Example: <b>QAW1T43030-V-V316</b>	<i>To order please specify pattern number including:</i>	
<b>QA</b> AutoStrada	1. Width	5. Finish, Edge <i>Must be same as surface finish unless M surface type specified, then must be V1, V2 or V3 finish</i>
<b>W</b> Worksurface	2. Depth	
<b>1</b> Generation 1	3. Surface type <i>L = Laminated M = Mixed, Laminated surface/V1, V2 or V3 edge V = V1, V2 or V3</i>	Product on this page will accept wood grain laminate where laminate is currently an option.
<b>T4</b> Tapered edge 4 sides	4. Finish, Surface <i>Laminated, Mixed, V1, V2 or V3 finish</i>	Grommets are not optional for tables.
<b>30</b> 30" wide		Stiffener included with rectangular tables 60"w and over.
<b>30</b> 30" deep		
<b>V</b> Surface type, veneer		
<b>V316</b> Maple		<b>Note:</b> Metal inserts are required in order to create freestanding tables. Table legs must be positioned in accordance with BIFMA guidelines.

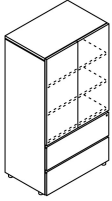


# AutoStrada Cabinets

## Freestanding cabinets for private office

Standard Specials Systems

description	h	w	d	pattern no.	L	V1	V2	V3
File drawers (2) with hinged doors and wood shelves above	70"	30"	24"	<b>QACG722WE</b> ( ) ( ) ( )	\$4,465.	\$6,019.	\$7,134.	\$9,629.
	70"	36"	24"	<b>QACG723WE</b> ( ) ( ) ( )	4,590.	6,187.	7,332.	9,897.
	84"	30"	24"	<b>QACG822WE</b> ( ) ( ) ( )	5,246.	7,067.	8,373.	11,304.
	84"	36"	24"	<b>QACG823WE</b> ( ) ( ) ( )	5,393.	7,265.	8,608.	11,620.



description	h	w	d	pattern no.	L	V1	V2	V3
Wardrobe, with hinged door	70"	16"	24"	<b>QACDL720</b> ( ) ( ) ( )	3,195.	4,153.	4,921.	6,644.
	70"	16"	24"	<b>QACDR720</b> ( ) ( ) ( )	3,195.	4,153.	4,921.	6,644.
	70"	19"	24"	<b>QACDL721</b> ( ) ( ) ( )	3,195.	4,153.	4,921.	6,644.
	70"	19"	24"	<b>QACDR721</b> ( ) ( ) ( )	3,195.	4,153.	4,921.	6,644.
	84"	16"	24"	<b>QACDL820</b> ( ) ( ) ( )	3,814.	4,993.	5,916.	7,988.
	84"	16"	24"	<b>QACDR820</b> ( ) ( ) ( )	3,814.	4,993.	5,916.	7,988.
	84"	19"	24"	<b>QACDL821</b> ( ) ( ) ( )	3,814.	4,993.	5,916.	7,988.
	84"	19"	24"	<b>QACDR821</b> ( ) ( ) ( )	3,814.	4,993.	5,916.	7,988.



Order Code	Specification Information	Application Notes
Example: <b>QACG722WE316AAAA</b>	<i>To order please specify pattern number including:</i>	
<b>QA</b> AutoStrada	1. Height 7 = 70" h 8 = 84" h	Cabinets on this page are styled for the private office and include aluminum feet detail which is optional addition to lower storage beginning on page 0. Specify 70" h cabinets for use with single high overhead storage and 84" h cabinets for use with double high overhead storage.
<b>C</b> Cabinet	2. Width 2 = 30" wide 3 = 36" wide	
<b>G</b> 2 file drawers below, hinged doors above	3. Interior & shelf W = wood drawer interior and wood shelves	No pull in hinged doors. 84" high cabinets include wall cleat for stability.
<b>7</b> 70" high	4. Extruded aluminum pull E = extruded aluminum pull (default)	
<b>2</b> 24" deep		Hinged doors feature touch latches and do not lock. Sliding doors do not lock. File drawers drilled for locks, keying instructions must accompany order.
<b>2</b> 30" wide		
<b>W</b> Wood interior only		Coat rod included in wardrobes.
<b>E</b> Extruded Aluminum Pull		
<b>V316</b> Finish, Maple		
<b>AA</b> Finish, trim & pull, anodized aluminum		
<b>AA</b> Finish, cabinet feet, anodized alum		

5. Finish  
*Laminate, V1, V2 or V3 finish*
6. Finish, Aluminum trim (trim & if pull)  
*AA - Anodized aluminum or painted finish option from page 0 excluding silver*
7. Finish, cabinet feet  
*AA - Anodized aluminum or painted finish option from page 0 excluding silver*

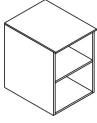
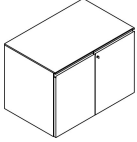
See page 166 for finish options applicable.

Product on this page will accept wood grain laminate where laminate is currently an option.

# AutoStrada Lower Storage

## Wood or laminate case

Standard Specials Systems

description	type	h	w	d	pattern no.	L	V1	V2	V3
Lower storage, open with an adj. shelf 	19" deep	26"	16"	19"	<b>QAFPO10W</b> ( )	\$1,006.	\$1,162.	\$1,335.	\$1,804.
	19" deep	26"	19"	19"	<b>QAFPO11W</b> ( )	1,006.	1,162.	1,335.	1,804.
	19" deep	26"	30"	19"	<b>QAFPO12W</b> ( )	1,215.	1,402.	1,611.	2,177.
	19" deep	26"	36"	19"	<b>QAFPO13W</b> ( )	1,544.	1,784.	2,051.	2,768.
	23" deep	26"	16"	23"	<b>QAFPO20W</b> ( )	1,173.	1,354.	1,557.	2,101.
	23" deep	26"	19"	23"	<b>QAFPO21W</b> ( )	1,173.	1,354.	1,557.	2,101.
	23" deep	26"	30"	23"	<b>QAFPO22W</b> ( )	1,409.	1,628.	1,872.	2,528.
	23" deep	26"	36"	23"	<b>QAFPO23W</b> ( )	1,791.	2,068.	2,378.	3,209.
Lower storage, full height hinged doors 	19" deep	26"	16"	19"	<b>QAFDDL10</b> ( )( )W( )( )	1,187.	1,369.	1,574.	2,127.
	19" deep	26"	16"	19"	<b>QAFDDR10</b> ( )( )W( )( )	1,187.	1,369.	1,574.	2,127.
	19" deep	26"	19"	19"	<b>QAFDDL11</b> ( )( )W( )( )	1,187.	1,369.	1,574.	2,127.
	19" deep	26"	19"	19"	<b>QAFDDR11</b> ( )( )W( )( )	1,187.	1,369.	1,574.	2,127.
	19" deep	26"	30"	19"	<b>QAFDD12</b> ( )( )W( )( )	1,394.	1,609.	1,850.	2,500.
	19" deep	26"	36"	19"	<b>QAFDD13</b> ( )( )W( )( )	1,725.	1,992.	2,290.	3,090.
	23" deep	26"	16"	23"	<b>QAFDDL20</b> ( )( )W( )( )	1,354.	1,562.	1,796.	2,424.
	23" deep	26"	16"	23"	<b>QAFDDR20</b> ( )( )W( )( )	1,354.	1,562.	1,796.	2,424.
	23" deep	26"	19"	23"	<b>QAFDDL21</b> ( )( )W( )( )	1,354.	1,562.	1,796.	2,424.
	23" deep	26"	19"	23"	<b>QAFDDR21</b> ( )( )W( )( )	1,354.	1,562.	1,796.	2,424.
	23" deep	26"	30"	23"	<b>QAFDD22</b> ( )( )W( )( )	1,591.	1,836.	2,113.	2,851.
	23" deep	26"	36"	23"	<b>QAFDD23</b> ( )( )W( )( )	1,970.	2,276.	2,618.	3,535.

Example: **QAFPO10W-114**

<b>QA</b>	AutoStrada
<b>F</b>	Floor standing
<b>P</b>	Pedestal
<b>O</b>	Open with an adj. shelf
<b>W</b>	Wood interior only
<b>1</b>	20" deep nominal
<b>0</b>	16" wide
<b>114</b>	Finish, Folkstone grey

To order please specify pattern number including:

- Hand (applicable 16" and 19" wide units)  
*L = hinges on left*  
*R = hinges on right*
- Depth  
*1 = 20" deep*  
*2 = 24" deep*
- Width  
*0 = 16" wide*  
*1 = 19" wide*  
*2 = 30" wide*  
*3 = 36" wide*  
*4 = 42" wide*
- Pull  
*E = Extruded aluminum pull*  
*P = Extruded aluminum protruding pull*

- Lock option  
*L = drilled for locks*  
*N = not drilled for locks*
- Interior  
*W = wood interior (only)*
- Finish  
*Laminate, V1, V2 or V3 finish*
- Finish, pull  
*Anodized aluminum or painted finish options listed on page 0 excluding silver.*

Optional lock drilled to be specified. If drilled for locks selected, keying instructions must accompany order.

See page 166 for finish options applicable.

Product on this page will accept wood grain laminate where laminate is currently an option.

Units on this page include a finished sub-top and anti-tip spacer. Height to underside of worksurface including anti-tip spacer is 27"h. Optional work surface stand-offs (to use in place of anti-tip spacer) are specified separately from page 0.

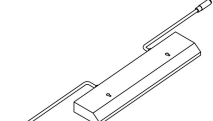
Primary finished top required in freestanding applications, ordered separately when item stands alone.

**Note:** Optional cabinet feet are recommended when units used in free-standing applications to achieve overall desk height of 29<sup>3</sup>/<sub>8</sub>" (see page 0).

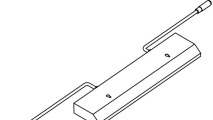
**Note:** Above pedestals do not allow for 2 rows of binder storage.

# AutoStrada T5 Task Light Daisy Chain

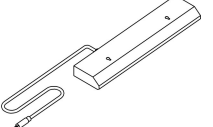
Standard Specials Systems

description	type	w	d	h	pattern no.	Standard	Advanced
Task Light, starter 9 ft. cord, fused male plug 1 ft. cord, female plug 	Use with 24" and wider overhead	19"	4"	1 1/2"	<b>AL1T5E19( )DCS( )Q</b>	\$460.	n/a
	Use with 30" and wider overhead	25"	4"	1 1/2"	<b>AL1T5E25( )DCS( )Q</b>	465.	601.
	Use with 42" and wider overhead	37"	4"	1 1/2"	<b>AL1T5E37( )DCS( )Q</b>	473.	623.
	Use with 60" and wider overhead	49"	4"	1 1/2"	<b>AL1T5E49( )DCS( )Q</b>	478.	643.
	Use with 72" and wider overhead	61"	4"	1 1/2"	<b>AL1T5E61( )DCS( )Q</b>	497.	661.
	Use with 84" and wider overhead	73"	4"	1 1/2"	<b>AL1T5E73( )DCS( )Q</b>	526.	682.
	Use with 96" and wider overhead	85"	4"	1 1/2"	<b>AL1T5E85( )DCS( )Q</b>	617.	699.

left hand shown

Task Light, adder 2 ft. cord, male plug 1 ft. cord, female plug 	Use with 24" and wider overhead	19"	4"	1 1/2"	<b>AL1T5E19( )DCA( )Q</b>	498.	n/a
	Use with 30" and wider overhead	25"	4"	1 1/2"	<b>AL1T5E25( )DCA( )Q</b>	503.	638.
	Use with 42" and wider overhead	37"	4"	1 1/2"	<b>AL1T5E37( )DCA( )Q</b>	509.	661.
	Use with 60" and wider overhead	49"	4"	1 1/2"	<b>AL1T5E49( )DCA( )Q</b>	515.	681.
	Use with 72" and wider overhead	61"	4"	1 1/2"	<b>AL1T5E61( )DCA( )Q</b>	534.	698.
	Use with 84" and wider overhead	73"	4"	1 1/2"	<b>AL1T5E73( )DCA( )Q</b>	563.	718.
	Use with 96" and wider overhead	85"	4"	1 1/2"	<b>AL1T5E85( )DCA( )Q</b>	655.	737.

left hand shown

Task Light, ender 2 ft. cord, male plug 	Use with 24" and wider overhead	19"	4"	1 1/2"	<b>AL1T5E19( )DCE( )Q</b>	367.	n/a
	Use with 30" and wider overhead	25"	4"	1 1/2"	<b>AL1T5E25( )DCE( )Q</b>	372.	506.
	Use with 42" and wider overhead	37"	4"	1 1/2"	<b>AL1T5E37( )DCE( )Q</b>	377.	529.
	Use with 60" and wider overhead	49"	4"	1 1/2"	<b>AL1T5E49( )DCE( )Q</b>	382.	549.
	Use with 72" and wider overhead	61"	4"	1 1/2"	<b>AL1T5E61( )DCE( )Q</b>	403.	566.
	Use with 84" and wider overhead	73"	4"	1 1/2"	<b>AL1T5E73( )DCE( )Q</b>	432.	587.
	Use with 84" and wider overhead	85"	4"	1 1/2"	<b>AL1T5E85( )DCE( )Q</b>	524.	606.

left hand shown

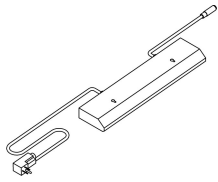
Order Code	Specification Information	Application Notes
Example: <b>AL1T5E19SDCSLQ</b> <b>AL1</b> AutoStrada Task Light <b>T5</b> T5 lamp <b>E</b> Electronic ballast <b>19</b> Width <b>S</b> Standard <b>DC</b> Daisy chain <b>S</b> Starter <b>L</b> Left handed <b>Q</b> Special	<i>Specify:</i> Width - Task Lights mount in cabinets and shelves at least 5" wider than light width. 1. Type: (S) Standard (A) Advanced 2. Handedness L= Left handed ( male plug on user's left side) R=Right handed ( male plug on user's right side) All housings are black.	Task lights mount into the recess in the underside of overhead cabinets and shelves at least 5" wider than task light width. Task lights include T5 cool white (4100K) fluorescent lamp, electronic ballast, prismatic lens, rocker switch, one cord exit management clip and mounting hardware. Task lights are TCLP compliant and meet requirements of California Title 24. Advanced task lights are fitted with ballast and lamp compliant with LEED requirements.

Task Light fit to overhead cabinets without the use of filler panels.  
 All lights feature two screw-mounting keyholes.  
 Maximum total in a chain = (1) starter + (3) adders + (1) ender.

# T5 Task Light for Reuter Overhead Storage Daisy Chain

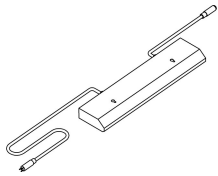
Standard Specials Systems

description	type	w	d	h	pattern no.	Standard	Advanced
Task Light, starter 9 ft. cord, fused male plug 1 ft. cord, female plug	Use with 24" and wider overhead	19"	4"	1 1/2"	<b>RTAT5E19( )DCS( )Q</b>	\$429.	n/a
	Use with 30" and wider overhead	25"	4"	1 1/2"	<b>RTAT5E25( )DCS( )Q</b>	448.	650.
	Use with 42" and wider overhead	37"	4"	1 1/2"	<b>RTAT5E37( )DCS( )Q</b>	471.	677.
	Use with 60" and wider overhead	49"	4"	1 1/2"	<b>RTAT5E49( )DCS( )Q</b>	496.	697.
	Use with 66" and wider overhead	61"	4"	1 1/2"	<b>RTAT5E61( )DCS( )Q</b>	516.	719.



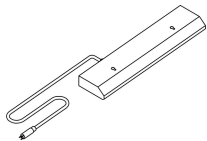
left hand shown

Task Light, adder 2 ft. cord, male plug 1 ft. cord, female plug	Use with 24" and wider overhead	19"	4"	1 1/2"	<b>RTAT5E19( )DCA( )Q</b>	469.	n/a
	Use with 30" and wider overhead	25"	4"	1 1/2"	<b>RTAT5E25( )DCA( )Q</b>	487.	690.
	Use with 42" and wider overhead	37"	4"	1 1/2"	<b>RTAT5E37( )DCA( )Q</b>	509.	717.
	Use with 60" and wider overhead	49"	4"	1 1/2"	<b>RTAT5E49( )DCA( )Q</b>	535.	735.
	Use with 66" and wider overhead	61"	4"	1 1/2"	<b>RTAT5E61( )DCA( )Q</b>	555.	758.



left hand shown

Task Light, ender 2 ft. cord, male plug	Use with 24" and wider overhead	19"	4"	1 1/2"	<b>RTAT5E19( )DCE( )Q</b>	330.	n/a
	Use with 30" and wider overhead	25"	4"	1 1/2"	<b>RTAT5E25( )DCE( )Q</b>	349.	552.
	Use with 42" and wider overhead	37"	4"	1 1/2"	<b>RTAT5E37( )DCE( )Q</b>	372.	579.
	Use with 60" and wider overhead	49"	4"	1 1/2"	<b>RTAT5E49( )DCE( )Q</b>	396.	596.
	Use with 66" and wider overhead	61"	4"	1 1/2"	<b>RTAT5E61( )DCE( )Q</b>	419.	620.



left hand shown

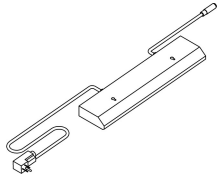
Order Code	Specification Information	Application Notes
Example: <b>RTAT5E19SDCSLQ</b>	<i>Specify:</i>	Task lights mount into the recess in the underside of overhead cabinets and shelves at least 5" wider than task light width.
<b>RTA</b> Task Light	Width - Task Lights mount in cabinets and shelves at least 5" wider than light width.	
<b>T5</b> T5 lamp	1. Type: (S) Standard (A) Advanced	Task lights include T5 cool white (4100K) fluorescent lamp, electronic ballast, prismatic lens, rocker switch, one cord exit management clip and mounting hardware.
<b>E</b> Electronic ballast	2. Handedness L= Left handed ( male plug on user's left side) R=Right handed ( male plug on user's right side)	
<b>19</b> Width	All housings are black.	Task lights are TCLP compliant and meet requirements of California Title 24.
<b>S</b> Standard		Advanced task lights are fitted with ballast and lamp compliant with LEED requirements.
<b>DC</b> Daisy chain		
<b>S</b> Starter		
<b>L</b> Left handed		
<b>Q</b> Special		

# The Graham Collection T5 Task Light

## Daisy Chain

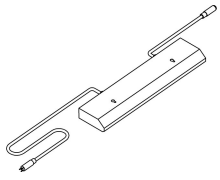
Standard Specials Systems

description	type	w	d	h	pattern no.	Standard	Advanced
Task Light, starter 9 ft. cord, fused male plug 1 ft. cord, female plug	Use with 24" and wider overhead	19"	4"	1 1/2"	<b>GTLT5E19( )DCS( )Q</b>	\$463.	n/a
	Use with 30" and wider overhead	25"	4"	1 1/2"	<b>GTLT5E25( )DCS( )Q</b>	470.	608.
	Use with 42" and wider overhead	37"	4"	1 1/2"	<b>GTLT5E37( )DCS( )Q</b>	478.	631.
	Use with 60" and wider overhead	49"	4"	1 1/2"	<b>GTLT5E49( )DCS( )Q</b>	483.	649.
	Use with 72" and wider overhead	61"	4"	1 1/2"	<b>GTLT5E61( )DCS( )Q</b>	501.	668.
	Use with 84" and wider overhead	73"	4"	1 1/2"	<b>GTLT5E73( )DCS( )Q</b>	530.	689.
	Use with 96" and wider overhead	85"	4"	1 1/2"	<b>GTLT5E85( )DCS( )Q</b>	623.	705.



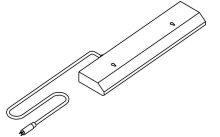
left hand shown

Task Light, adder 2 ft. cord, male plug 1 ft. cord, female plug	Use with 24" and wider overhead	19"	4"	1 1/2"	<b>GTLT5E19( )DCA( )Q</b>	501.	n/a
	Use with 30" and wider overhead	25"	4"	1 1/2"	<b>GTLT5E25( )DCA( )Q</b>	507.	645.
	Use with 42" and wider overhead	37"	4"	1 1/2"	<b>GTLT5E37( )DCA( )Q</b>	515.	667.
	Use with 60" and wider overhead	49"	4"	1 1/2"	<b>GTLT5E49( )DCA( )Q</b>	521.	687.
	Use with 72" and wider overhead	61"	4"	1 1/2"	<b>GTLT5E61( )DCA( )Q</b>	538.	705.
	Use with 84" and wider overhead	73"	4"	1 1/2"	<b>GTLT5E73( )DCA( )Q</b>	568.	726.
	Use with 96" and wider overhead	85"	4"	1 1/2"	<b>GTLT5E85( )DCA( )Q</b>	661.	743.



left hand shown

Task Light, ender 2 ft. cord, male plug	Use with 24" and wider overhead	19"	4"	1 1/2"	<b>GTLT5E19( )DCE( )Q</b>	370.	n/a
	Use with 30" and wider overhead	25"	4"	1 1/2"	<b>GTLT5E25( )DCE( )Q</b>	376.	514.
	Use with 42" and wider overhead	37"	4"	1 1/2"	<b>GTLT5E37( )DCE( )Q</b>	382.	537.
	Use with 60" and wider overhead	49"	4"	1 1/2"	<b>GTLT5E49( )DCE( )Q</b>	389.	556.
	Use with 72" and wider overhead	61"	4"	1 1/2"	<b>GTLT5E61( )DCE( )Q</b>	407.	575.
	Use with 84" and wider overhead	73"	4"	1 1/2"	<b>GTLT5E73( )DCE( )Q</b>	437.	595.
	Use with 96" and wider overhead	85"	4"	1 1/2"	<b>GTLT5E85( )DCE( )Q</b>	529.	612.



left hand shown

Order Code	Specification Information	Application Notes
Example: <b>GTLT5E19SDCSLQ</b> <b>G</b> Graham Collection <b>TL</b> Task light <b>T5</b> T5 lamp <b>E</b> Electronic ballast <b>19</b> Width <b>S</b> Standard <b>DC</b> Daisy chain <b>S</b> Starter <b>L</b> Left handed <b>Q</b> Special	Specify: Width - Task Lights mount in cabinets and shelves at least 5" wider than light width. 1. Type: (S) Standard (A) Advanced 2. Handedness L= Left handed ( male plug on user's left side) R=Right handed ( male plug on user's right side)	T5 tasklights are TCLP compliant and meet requirements of California Title 24. * Advanced tasklights are fitted with ballast and lamp compliant with LEED requirements. T5 tasklight include T5 cool white (4100K) fluorescent lamp; electronic ballast, prismatic lens, rocker switch, one cord exit management clip and mounting hardware. Maximum total in a chain = (1) starter + (3) adders + (1) ender.

All housings are black.

description	w	pattern no.	list
Worksurface anti-bow strap	42"	QC81474LAWM142	\$150.
	46"	QC81474LAWM146	154.
	50"	QC81474LAWM150	158.
	54"	QC81474LAWM154	162.
	58"	QC81474LAWM158	166.
	62"	QC81474LAWM162	170.
	66"	QC81474LAWM166	177.
	70"	QC81474LAWM170	183.
	74"	QC81474LAWM174	192.
	78"	QC81474LAWM178	195.
	82"	QC81474LAWM182	201.
	86"	QC81474LAWM186	204.
	90"	QC81474LAWM190	206.
	94"	QC81474LAWM194	210.
	98"	QC81474LAWM198	224.

**Order Code**

**Specification Information**

**Application Notes**

No finish selection

See Field Service for installation instructions.

Currents Systems worksurfaces  
*curved, flat front and counter surface*  
*1 3/4" wire drop*

Standard Specials Systems

description	width	depth	pattern no.	lam.	V2	V3
30"D straight worksurface, curved front	24"	30"	<b>AW1-S2430Q( )</b>	\$404.	\$655.	\$868.
	30"	30"	<b>AW1-S3030Q( )</b>	470.	705.	938.
	42"	30"	<b>AW1-S4230Q( )</b>	538.	809.	1,078.
	54"	30"	<b>AW1-S5430Q( )</b>	628.	938.	1,253.
	66"	30"	<b>AW1-S6630Q( )</b>	730.	1,094.	1,462.
	78"	30"	<b>AW1-S7830Q( )</b>	838.	1,254.	1,674.
24"D straight worksurface, curved front	54"	24"	<b>AW1-S5424Q( )</b>	556.	835.	1,114.
	78"	24"	<b>AW1-S7824Q( )</b>	698.	1,046.	1,390.
30"D straight worksurface, flat front	24"	30"	<b>AW1-F2430Q( )</b>	404.	655.	868.
	30"	30"	<b>AW1-F3030Q( )</b>	470.	705.	938.
	42"	30"	<b>AW1-F4230Q( )</b>	538.	809.	1,078.
	54"	30"	<b>AW1-F5430Q( )</b>	628.	938.	1,253.
	66"	30"	<b>AW1-F6630Q( )</b>	730.	1,094.	1,462.
	78"	30"	<b>AW1-F7830Q( )</b>	838.	1,254.	1,674.
Counter surface	24"	12"	<b>AW1-CS2412Q( )</b>	279.	442.	592.
	30"	12"	<b>AW1-CS3012Q( )</b>	314.	467.	628.
	42"	12"	<b>AW1-CS4212Q( )</b>	348.	523.	698.
	54"	12"	<b>AW1-CS5412Q( )</b>	382.	575.	768.
	66"	12"	<b>AW1-CS6612Q( )</b>	418.	628.	833.

Order Code	Specification Information	Application Notes
Example: <b>AW1 S2430-Q-119</b>	Worksurface edges are trim grey.	Worksurfaces may be end-supported, cantilevered from Currents service wall, or supported by C-leg or pedestal at each end. Universal worksurfaces are interchangeable with Currents desks. Specify supports separately.
<b>AW1</b> Worksurface	<i>Specify top finish</i>	24"D straight worksurfaces may be cantilevered with two cantilever brackets.
<b>S</b> Straight		24" and 30"D straight worksurfaces may be end supported with two Currents end support brackets.
<b>24</b> Width		Universal straight worksurfaces 36" wide and greater include a steel stiffener that doubles as a horizontal cable manager.
<b>30</b> Depth		Counter surface with curved front is designed to mount on either side of 39"H wall crown with counter surface brackets.
<b>Q</b> Standard Special		
<b>119</b> Top finish		

# Equity service wall accessories

## *panel starter and end starter*

Standard Specials Systems

description	nominal height	pattern no.	list
Equity panel starter	80	<b>AA1EPS80Q</b>	\$507.
Equity end starter	28	<b>AX1E28Q</b>	361.
	80	<b>AX1E80Q</b>	507.

Order Code	Specification Information	Application Notes	
Example: <b>AX1EET64T, 613</b>	<p><i>Specify legacy paint finish for Equity end and panel starters, trim kits and crown end cap:</i></p> <p><i>Note:</i> For more specific application information, please refer to pages 48-49 of the 1999 Equity Planning Guide. Additional finishes are available for crown end caps.</p> <p>*For pricing and discounting refer to the Currents price list.</p> <p>Leadtimes will be consistent with Currents published lead-times.</p>	<p>Equity panel starters attach perpendicular panels to Currents wall structural base covers. Equity panel starter includes clamp bracket and adapter. Both end and panel starters include top clip for added stiffness. No connector post is required for either starter.</p> <p>Equity end starter supports perpendicular panel run on the centerline of the end of the wall. Perpendicular panels should be at the same height or higher than the service wall.</p> <p>The Equity end trim kit encloses and flushes out the end of the Currents service wall with attached, end started Equity panels.</p>	
<b>AX1</b> Accessory			<p>Specify trim kit suffix "T" for panels on both sides, "L" or "R" for attached panels only on left or right side of end of the Currents wall (as seen from outside of "T" end). Also specify crown end cap for all end conditions.</p> <p>Gap fillers fill the gap when attaching a lower height Equity panel at the end of a 64"H Currents service wall.</p>
<b>EET</b> Equity end trim			
<b>64</b> Panel trim			
<b>T</b> "T" both sides			
<b>613</b> Silver trim			



# Alpha-Numeric Index

<i>pattern no.</i>	<i>page</i>	<i>pattern no.</i>	<i>page</i>	<i>pattern no.</i>	<i>page</i>	<i>pattern no.</i>	<i>page</i>
AA1EPS80Q	175	D1BD7848SRQ	18	D1L4866DDNQ	14	DIR3318NQ	6
AL1T5E19	170	D1BD8448DLQ	18	D1L4872DDNQ	14	DIR3324NQ	7
AL1T5E25	170	D1BD8448DRQ	18	D1L4878DSNQ	15	DIR3330NQ	8
AL1T5E37	170	D1BD8448SLQ	18	D1L4878SDNQ	15	DIR3336NQ	9
AL1T5E49	170	D1BD8448SRQ	18	D1L4878SSNQ	13	DIR3636NQ	9
AL1T5E61	170	D1C4230GQ	12	D1L4884DDNQ	14	DIR3918NQ	6
AL1T5E73	170	D1C4230NQ	12	D1L4884DSNQ	15	DIR3924NQ	7
AL1T5E85	170	D1C4836GQ	12	D1L4884SDNQ	15	DIR3930NQ	8
AW1-CS2412Q	174	D1C4836NQ	12	D1L4896DDNQ	14	DIR3936NQ	9
AW1-CS3012Q	174	D1CRR30Q	18	D1L4896DSNQ	15	DIR4236NQ	9
AW1-CS4212Q	174	D1CS3624GQ	12	D1L4896SSNQ	13	DIR4518NQ	6
AW1-CS5412Q	174	D1CS3624NQ	12	D1L5436DSNQ	15	DIR4524NQ	7
AW1-CS6612Q	174	D1D3024NQ	17	D1L5436SDNQ	15	DIR4530NQ	8
AW1-F2430Q	174	D1D3030NQ	17	D1L5436SSNQ	13	DIR4536NQ	9
AW1-F3030Q	174	D1D3624NQ	17	D1L5442SSNQ	13	DIR4836NQ	9
AW1-F4230Q	174	D1D3630NQ	17	D1L5448SSNQ	13	DIR5118NQ	6
AW1-F5430Q	174	D1D5424NQ	17	D1L6036SSNQ	13	DIR5124NQ	7
AW1-F6630Q	174	D1D5430NQ	17	D1L6042DDNQ	14	DIR5130NQ	8
AW1-F7830Q	174	D1D5436NQ	17	D1L6048DDNQ	14	DIR5136NQ	9
AW1-S2430Q	174	D1D6024NQ	17	D1L6642DDNQ	14	DIR5436NQ	9
AW1-S3030Q	174	D1D6036NQ	17	D1L6642DSNQ	15	DIR5718NQ	6
AW1-S4230Q	174	D1D6624NQ	17	D1L6642SDNQ	15	DIR5724NQ	7
AW1-S5424Q	174	D1D6636NQ	17	D1L6648DDNQ	14	DIR5730NQ	8
AW1-S5430Q	174	D1D7224NQ	17	D1L7236SSNQ	13	DIR5736NQ	9
AW1-S6630Q	174	D1D7824NQ	17	D1L7242DDNQ	14	DIR6318NQ	6
AW1-S7824Q	174	D1D7830NQ	17	D1L7242DSNQ	15	DIR6324NQ	7
AW1-S7830Q	174	D1D7836NQ	17	D1L7242SDNQ	15	DIR6330NQ	8
AX1E28Q	175	D1D8424NQ	17	D1L7248DDNQ	14	DIR6336NQ	9
AX1E80Q	175	D1D8430NQ	17	D1L7836SSNQ	13	DIR6918NQ	6
CE10236Q	19	D1D8436NQ	17	D1L7848DSNQ	16	DIR6924NQ	7
CE11418Q	19	D1D9624NQ	17	D1L7848SDNQ	15	DIR6930NQ	8
CE11436Q	19	D1D9630NQ	17	D1L8442SSNQ	13	DIR6936NQ	9
CE12036Q	19	D1D9636NQ	17	D1L8448DDNQ	14	DIR7518NQ	6
CE4836Q	19	D1L3648DSNQ	15	D1L8448DSNQ	16	DIR7524NQ	7
CE5436Q	19	D1L3648SDNQ	15	D1L8448SDNQ	15	DIR7530NQ	8
CE6618Q	19	D1L3648SSNQ	13	D1L9648DDNQ	14	DIR7536NQ	9
CE6636Q	19	D1L3654SDNQ	15	D1L9648SDNQ	15	DIR7836NQ	9
CE7818Q	19	D1L3654SSNQ	13	D1L9648SSNQ	13	DIR8118NQ	6
CE7836Q	19	D1L3660SSNQ	13	D1P5430NQ	18	DIR8124NQ	7
CE9618Q	19	D1L3672SSNQ	13	D1P6030NQ	18	DIR8130NQ	8
CE9636Q	19	D1L3678SSNQ	13	D1P7836NQ	18	DIR8136NQ	9
D195430NQ	18	D1L4242DDNQ	14	D1P8430NQ	18	DIR8436NQ	9
D196030NQ	18	D1L4242DSNQ	15	D1P9030NQ	18	DIR8718NQ	6
D197836NQ	18	D1L4242SDNQ	15	DIR10224NQ	7	DIR8724NQ	7
D198430NQ	18	D1L4248DSNQ	15	DIR10230NQ	8	DIR8730NQ	8
D199030NQ	18	D1L4248SDNQ	15	DIR10236NQ	9	DIR8736NQ	9
D1BD5448DLQ	17	D1L4248SSNQ	13	DIR10824NQ	7	DIR9036NQ	9
D1BD5448DRQ	17	D1L4254SSNQ	13	DIR10830NQ	8	DIR9318NQ	6
D1BD5448SLQ	17	D1L4260DDNQ	14	DIR10836NQ	9	DIR9324NQ	7
D1BD5448SRQ	17	D1L4266DDNQ	14	DIR11430NQ	8	DIR9330NQ	8
D1BD6048DLQ	17	D1L4266DSNQ	15	DIR11436NQ	9	DIR9336NQ	9
D1BD6048DRQ	17	D1L4266SDNQ	15	DIR12024NQ	7	DIR9636NQ	9
D1BD6048SLQ	18	D1L4272DDNQ	14	DIR12030NQ	8	DIR9918NQ	6
D1BD6048SRQ	18	D1L4272DSNQ	15	DIR12036NQ	9	DIR9924NQ	7
D1BD7242DLQ	18	D1L4272SDNQ	15	DIR1818NQ	6	DIR9930NQ	8
D1BD7242DRQ	18	D1L4284SSNQ	13	DIR2118NQ	6	DIR9936NQ	9
D1BD7242SLQ	18	D1L4836SSNQ	13	DIR2124NQ	7	DIR302430NQ	11
D1BD7242SRQ	18	D1L4842SDNQ	15	DIR2718NQ	6	DIR303024NQ	10
D1BD7848DLQ	18	D1L4842SSNQ	13	DIR2724NQ	7	DIR361824NQ	11
D1BD7848DRQ	18	D1L4854SSNQ	13	DIR2730NQ	8	DIR362418NQ	10
D1BD7848SLQ	18	D1L4860DDNQ	14	DIR3036NQ	9	DIR482436NQ	11

<i>pattern no.</i>	<i>page</i>	<i>pattern no.</i>	<i>page</i>	<i>pattern no.</i>	<i>page</i>	<i>pattern no.</i>	<i>page</i>
D1W483624NQ	10	DE(OE/OT)PJ66WPQ	23	DS3WMC2148Q	21	LU1-C6642DD-Q	72
D1W542430NQ	11	DE(OE/OT)PJ72WPQ	23	DT1BYD602430Q	20	LU1-C6642DS-Q	71
D1W543024NQ	10	DE(OE/OT)PJ78WPQ	23	DT1BYD6036Q	20	LU1-C6642SD-Q	71
D1W601830NQ	11	DE(OE/OT)PJ84WPQ	23	DT1BYD662430Q	20	LU1-C6642SS-Q	71
D1W602430NQ	11	DE(OE/OT)PJ96WPQ	23	DT1BYD6636Q	20	LU1-C6648DD-Q	72
D1W602436NQ	11	DE(OE/OT)PM24Q	23	DT1BYD722430Q	20	LU1-C6648DS-Q	71
D1W603018NQ	10	DE(OE/OT)PM30Q	23	DT1BYD7236Q	20	LU1-C6648SD-Q	71
D1W603024NQ	10	DE(OE/OT)PM36Q	23	DT1BYD7242Q	20	LU1-C6648SS-Q	71
D1W603624NQ	10	DE(OE/OT)PM42Q	23	DT1BYD782430Q	20	LU1-C7242DD-Q	72
D1W662430NQ	11	DE(OE/OT)PM48Q	23	DT1BYD7836Q	20	LU1-C7242DS-Q	71
D1W662436NQ	11	DE(OE/OT)RBI56Q	26	DT1BYD7842Q	20	LU1-C7242SD-Q	71
D1W663024NQ	10	DE(OE/OT)VJQ	25	DT1BYD842430Q	20	LU1-C7242SS-Q	71
D1W663624NQ	10	DES(OE/OT)BPCNPQ	24	DT1BYD8436Q	20	LU1-C7248DD-Q	72
D1W723036NQ	11	DES(OE/OT)BPCWPQ	24	DT1BYD8442Q	20	LU1-J24A-(L/R)-Q	73
D1W723630NQ	10	DES(OE/OT)BPJ18NPQ	24	DT1BYD902430Q	20	LU1-J30A-(L/R)-Q	73
D1W782430NQ	11	DES(OE/OT)BPJ18WPQ	24	DT1BYD9036Q	20	LU1-J36A-(L/R)-Q	73
D1W782436NQ	11	DES(OE/OT)BPJ24NPQ	24	DT1BYD9042Q	20	LU1-J42A-(L/R)-Q	73
D1W783024NQ	10	DES(OE/OT)BPJ24WPQ	24	DT1BYD962430Q	20	LU1-J48A-(L/R)-Q	73
D1W783624NQ	10	DES(OE/OT)BPJ30NPQ	24	DT1BYD9636Q	20	LU1-J54A-(L/R)-Q	73
D1W842436NQ	11	DES(OE/OT)BPJ30WPQ	24	DT1BYD9642Q	20	LU1-J60A-(L/R)-Q	73
D1W843624NQ	10	DES(OE/OT)BPJ36NPQ	24	GTLT5E19	172	LU1-J66A-(L/R)-Q	73
D1W902430NQ	11	DES(OE/OT)BPJ36WPQ	24	GTLT5E25	172	LU1-J72A-(L/R)-Q	73
D1W903024NQ	10	DES(OE/OT)BPJ42NPQ	24	GTLT5E37	172	LU1-J78A-(L/R)-Q	73
D1W962430NQ	11	DES(OE/OT)BPJ42WPQ	24	GTLT5E49	172	LU1-J84A-(L/R)-Q	73
D1W962436NQ	11	DES(OE/OT)BPJ48NPQ	24	GTLT5E61	172	LU1-J90A-(L/R)-Q	73
D1W963024NQ	10	DES(OE/OT)BPJ48WPQ	24	GTLT5E73	172	LU1-J96A-(L/R)-Q	73
D1W963036NQ	11	DES(OE/OT)BPJ54WPQ	24	GTLT5E85	172	LU1-P72SA-L-Q	70
D1W963624NQ	10	DES(OE/OT)BPJ60WPQ	24	LL2T5E19	85	LU1-P72SA-R-Q	70
D1W963630NQ	10	DES(OE/OT)BPJ66WPQ	24	LL2T5E25	85	LU1-P78DA-L-Q	70
DB1BD48DLQ	17	DES(OE/OT)BPJ72WPQ	24	LL2T5E37	85	LU1-P78DA-R-Q	70
DB1BD48DRQ	17	DES(OE/OT)BPJ78WPQ	24	LL2T5E49	85	LU1-R6636B-(L/R)-Q	69
DE0DRAQ	23	DES(OE/OT)BPJ84WPQ	24	LU1-C4242DD-Q	72	LU1-R7836B-(L/R)-Q	69
DE0DRBQ	23	DES(OE/OT)BPJ96WPQ	24	LU1-C4242DS-Q	71	LU1-R8730B-(L/R)-Q	69
DE0DRCQ	23	DL3T5E19DCA	27	LU1-C4242SD-Q	71	LU1-R9036B-(L/R)-Q	69
DE0DRXQ	23	DL3T5E19DCE	27	LU1-C4248DD-Q	72	LU1-S10218-A-Q	61
DE(OE/OT)BI56(L/R)Q	26	DL3T5E19DCS	27	LU1-C4248DS-Q	71	LU1-S10218-B-Q	61
DE(OE/OT)BPM301Q	24	DL3T5E25DCA	27	LU1-C4248SD-Q	71	LU1-S10224-A-Q	62
DE(OE/OT)BPM302Q	24	DL3T5E25DCE	27	LU1-C4248SS-Q	71	LU1-S10224-B-Q	62
DE(OE/OT)BPM361Q	24	DL3T5E25DCS	27	LU1-C4260DD-Q	72	LU1-S10230-A-Q	63
DE(OE/OT)BPM362Q	24	DL3T5E37DCA	27	LU1-C4260DS-Q	71	LU1-S10230-B-Q	63
DE(OE/OT)BPM421Q	24	DL3T5E37DCE	27	LU1-C4260SD-Q	71	LU1-S10236-A-Q	64
DE(OE/OT)BPM422Q	24	DL3T5E37DCS	27	LU1-C4260SS-Q	71	LU1-S10236-B-Q	64
DE(OE/OT)BPM481Q	24	DL3T5E49DCA	27	LU1-C4266DD-Q	72	LU1-S10418-A-Q	65
DE(OE/OT)BPM482Q	24	DL3T5E49DCE	27	LU1-C4266DS-Q	71	LU1-S10418-B-Q	65
DE(OE/OT)CI144Q	26	DL3T5E49DCS	27	LU1-C4266SD-Q	71	LU1-S10424-A-Q	66
DE(OE/OT)PCNPQ	23	DP5CHQ	21	LU1-C4266SS-Q	71	LU1-S10424-B-Q	66
DE(OE/OT)PCWPQ	23	DS1AS18Q	21	LU1-C4272DD-Q	72	LU1-S10430-A-Q	67
DE(OE/OT)PJ120WPQ	25	DS1AS24Q	21	LU1-C4272DS-Q	71	LU1-S10430-B-Q	67
DE(OE/OT)PJ126WPQ	25	DS1AS30Q	21	LU1-C4272SD-Q	71	LU1-S10436-A-Q	68
DE(OE/OT)PJ138WPQ	25	DS1AS36Q	21	LU1-C4272SS-Q	71	LU1-S10436-B-Q	68
DE(OE/OT)PJ144WPQ	25	DS1AS42Q	21	LU1-C4842DD-Q	72	LU1-S10830-A-Q	63
DE(OE/OT)PJ18NPQ	23	DS1AS48Q	21	LU1-C4842DS-Q	71	LU1-S10830-B-Q	63
DE(OE/OT)PJ18WPQ	23	DS1AS54Q	21	LU1-C4842SD-Q	71	LU1-S10836-A-Q	64
DE(OE/OT)PJ24NPQ	23	DS1AS60Q	21	LU1-C4842SS-Q	71	LU1-S10836-B-Q	64
DE(OE/OT)PJ24WPQ	23	DS1AS66Q	21	LU1-C4860DD-Q	72	LU1-S11018-A-Q	65
DE(OE/OT)PJ30NPQ	23	DS1AS72Q	21	LU1-C4866DD-Q	72	LU1-S11018-B-Q	65
DE(OE/OT)PJ30WPQ	23	DS3WMC1430Q	21	LU1-C4866DS-Q	71	LU1-S11024-A-Q	66
DE(OE/OT)PJ36NPQ	23	DS3WMC1433Q	21	LU1-C4866SD-Q	71	LU1-S11024-B-Q	66
DE(OE/OT)PJ36WPQ	23	DS3WMC1436Q	21	LU1-C4866SS-Q	71	LU1-S11030-A-Q	67
DE(OE/OT)PJ42NPQ	23	DS3WMC1442Q	21	LU1-C4872DD-Q	72	LU1-S11030-B-Q	67
DE(OE/OT)PJ42WPQ	23	DS3WMC1448Q	21	LU1-C6042DD-Q	72	LU1-S11036-A-Q	68
DE(OE/OT)PJ48NPQ	23	DS3WMC2130Q	21	LU1-C6042DS-Q	71	LU1-S11036-B-Q	68
DE(OE/OT)PJ48WPQ	23, 25	DS3WMC2133Q	21	LU1-C6042SD-Q	71	LU1-S11418-A-Q	61
DE(OE/OT)PJ54WPQ	23, 25	DS3WMC2136Q	21	LU1-C6042SS-Q	71	LU1-S11418-B-Q	61
DE(OE/OT)PJ60WPQ	23, 25	DS3WMC2142Q	21	LU1-C6048DD-Q	72	LU1-S11424-A-Q	62

<i>pattern no.</i>	<i>page</i>	<i>pattern no.</i>	<i>page</i>	<i>pattern no.</i>	<i>page</i>	<i>pattern no.</i>	<i>page</i>
LU1-S11424-B-Q	62	LU1-S4836-A-Q	64	LU1-S8624-B-Q	66	MC1-74S2	32, 33
LU1-S11430-A-Q	63	LU1-S4836-B-Q	64	LU1-S8630-A-Q	67	MC1-74S2V	33
LU1-S11430-B-Q	63	LU1-S5018-A-Q	65	LU1-S8630-B-Q	67	MC1-80H1	34, 35
LU1-S11436-A-Q	64	LU1-S5018-B-Q	65	LU1-S8636-A-Q	68	MC1-80H1V	35
LU1-S11436-B-Q	64	LU1-S5024-A-Q	66	LU1-S8636-B-Q	68	MC1-80S2	32, 33
LU1-S11618-A-Q	65	LU1-S5024-B-Q	66	LU1-S9036-A-Q	64	MC1-80S2V	33
LU1-S11618-B-Q	65	LU1-S5030-A-Q	67	LU1-S9036-B-Q	64	MC1-C30Q	36
LU1-S11624-A-Q	66	LU1-S5030-B-Q	67	LU1-S9218-A-Q	65	MC1-C39Q	36
LU1-S11624-B-Q	66	LU1-S5036-A-Q	68	LU1-S9218-B-Q	65	MC1-C42Q	36
LU1-S11630-A-Q	67	LU1-S5036-B-Q	68	LU1-S9224-A-Q	66	MC1-C48Q	36
LU1-S11630-B-Q	67	LU1-S5436-A-Q	64	LU1-S9224-B-Q	66	MC1-C56Q	36
LU1-S11636-A-Q	68	LU1-S5436-B-Q	64	LU1-S9230-A-Q	67	MC1-C64Q	36
LU1-S11636-B-Q	68	LU1-S5618-A-Q	65	LU1-S9230-B-Q	67	MC1-C74Q	36
LU1-S12030-A-Q	63	LU1-S5618-B-Q	65	LU1-S9236-A-Q	68	MC1-C80Q	36
LU1-S12030-B-Q	63	LU1-S5624-A-Q	66	LU1-S9236-B-Q	68	MK4-K10226-P/V-Q	76
LU1-S12036-A-Q	64	LU1-S5624-B-Q	66	LU1-S9636-A-Q	64	MK4-K10826-P/V-Q	76
LU1-S12036-B-Q	64	LU1-S5630-A-Q	67	LU1-S9636-B-Q	64	MK4-K11426-P/V-Q	76
LU1-S1818-A-Q	61	LU1-S5630-B-Q	67	LU1-S9818-A-Q	65	MK4-K12026-P/V-Q	76
LU1-S1818-B-Q	61	LU1-S5636-A-Q	68	LU1-S9818-B-Q	65	MK4-K1826-P/V-Q	76
LU1-S1824-A-Q	62	LU1-S5636-B-Q	68	LU1-S9824-A-Q	66	MK4-K2426-P/V-Q	76
LU1-S1824-B-Q	62	LU1-S6036-A-Q	64	LU1-S9824-B-Q	66	MK4-K3026-P/V-Q	76
LU1-S1830-A-Q	63	LU1-S6036-B-Q	64	LU1-S9830-A-Q	67	MK4-K3626-P/V-Q	76
LU1-S1830-B-Q	63	LU1-S6218-A-Q	65	LU1-S9830-B-Q	67	MK4-K4226-P/V-Q	76
LU1-S2018-A-Q	65	LU1-S6218-B-Q	65	LU1-S9836-A-Q	68	MK4-K4826-P/V-Q	76
LU1-S2018-B-Q	65	LU1-S6224-A-Q	66	LU1-S9836-B-Q	68	MK4-K5426-P/V-Q	76
LU1-S2024-A-Q	66	LU1-S6224-B-Q	66	LU1-W30A-(L/R)-Q	74	MK4-K8426-P/V-Q	76
LU1-S2024-B-Q	66	LU1-S6230-A-Q	67	LU1-W36A-(L/R)-Q	74	MK4-K9026-P/V-Q	76
LU1-S2030-A-Q	67	LU1-S6230-B-Q	67	LU1-W42A-(L/R)-Q	74	MK4-K9626-P/V-Q	76
LU1-S2030-B-Q	67	LU1-S6236-A-Q	68	LU1-W48A-(L/R)-Q	74	MK4-R10226-P/V-L/R-Q	77
LU1-S2418-A-Q	61	LU1-S6236-B-Q	68	LU1-W54A-(L/R)-Q	74	MK4-R10826-P/V-L/R-Q	77
LU1-S2418-B-Q	61	LU1-S6636-A-Q	64	LU1-W60A-(L/R)-Q	74	MK4-R11426-P/V-L/R-Q	77
LU1-S2430-A-Q	63	LU1-S6636-B-Q	64	LU1-W66A-(L/R)-Q	74	MK4-R12026-P/V-L/R-Q	77
LU1-S2430-B-Q	63	LU1-S6818-A-Q	65	LU1-W72A-(L/R)-Q	74	MK4-R1826-P/V-L/R-Q	77
LU1-S2618-A-Q	65	LU1-S6818-B-Q	65	LU1-W78A-(L/R)-Q	74	MK4-R2426-P/V-L/R-Q	77
LU1-S2618-B-Q	65	LU1-S6824-A-Q	66	LU1-W84A-(L/R)-Q	74	MK4-R5426-P/V-L/R-Q	77
LU1-S2624-A-Q	66	LU1-S6824-B-Q	66	LU1-W90A-(L/R)-Q	74	MK4-R7826-P/V-L/R-Q	77
LU1-S2624-B-Q	66	LU1-S6830-A-Q	67	LU1-W96A-(L/R)-Q	74	MK4-R8426-P/V-L/R-Q	77
LU1-S2630-A-Q	67	LU1-S6830-B-Q	67	LV3-D64-(L/R)	83	MK4-R9026-P/V-L/R-Q	77
LU1-S2630-B-Q	67	LU1-S6836-A-Q	68	LV3-S18S-(L/R)	83	MK4-R9626-P/V-L/R-Q	77
LU1-S3218-A-Q	65	LU1-S6836-B-Q	68	LV3-S56-(L/R)	83	MK4-T10226-P/V-Q	76
LU1-S3218-B-Q	65	LU1-S7236-A-Q	64	LV3-W64-(L/R)	83	MK4-T10826-P/V-Q	76
LU1-S3224-A-Q	66	LU1-S7236-B-Q	64	MC1-30H1	34, 35	MK4-T11426-P/V-Q	76
LU1-S3224-B-Q	66	LU1-S7418-A-Q	65	MC1-30H1V	35	MK4-T12026-P/V-Q	76
LU1-S3230-A-Q	67	LU1-S7418-B-Q	65	MC1-30S2	32, 33	MK4-T1826-P/V-Q	76
LU1-S3230-B-Q	67	LU1-S7424-A-Q	66	MC1-30S2V	33	MK4-T2426-P/V-Q	76
LU1-S3636-A-Q	64	LU1-S7424-B-Q	66	MC1-39H1	34, 35	MK4-T3026-P/V-Q	76
LU1-S3636-B-Q	64	LU1-S7430-A-Q	67	MC1-39H1V	35	MK4-T3626-P/V-Q	76
LU1-S3818-A-Q	65	LU1-S7430-B-Q	67	MC1-39S2	32, 33	MK4-T4226-P/V-Q	76
LU1-S3818-B-Q	65	LU1-S7436-A-Q	68	MC1-39S2V	33	MK4-T4826-P/V-Q	76
LU1-S3824-A-Q	66	LU1-S7436-B-Q	68	MC1-42H1	34, 35	MK4-T5426-P/V-Q	76
LU1-S3824-B-Q	66	LU1-S7836-A-Q	64	MC1-42H1V	35	MK4-T8426-P/V-Q	76
LU1-S3830-A-Q	67	LU1-S7836-B-Q	64	MC1-42S2	32, 33	MK4-T9026-P/V-Q	76
LU1-S3830-B-Q	67	LU1-S8018-A-Q	65	MC1-42S2V	33	MK4-T9626-P/V-Q	76
LU1-S3836-A-Q	68	LU1-S8018-B-Q	65	MC1-48H1	34, 35	MK4-V2448-P/V-Q	75
LU1-S3836-B-Q	68	LU1-S8024-A-Q	66	MC1-48H1V	35	MK4-V2648-P/V-Q	75
LU1-S4236-A-Q	64	LU1-S8024-B-Q	66	MC1-48S2	32, 33	MK4-X2448-P/V-Q	75
LU1-S4236-B-Q	64	LU1-S8030-A-Q	67	MC1-48S2V	33	MK4-X2648-P/V-Q	75
LU1-S4418-A-Q	65	LU1-S8030-B-Q	67	MC1-56H1	34, 35	MM3-IS42F-Q	78
LU1-S4418-B-Q	65	LU1-S8036-A-Q	68	MC1-56H1V	35	MM3-IS48F-Q	78
LU1-S4424-A-Q	66	LU1-S8036-B-Q	68	MC1-56S2	32, 33	MM3-IS54F-Q	78
LU1-S4424-B-Q	66	LU1-S8436-A-Q	64	MC1-56S2V	33	MM3-IS54R-Q	78
LU1-S4430-A-Q	67	LU1-S8436-B-Q	64	MC1-64S2	32, 33	MM3-IS84F-Q	78
LU1-S4430-B-Q	67	LU1-S8618-A-Q	65	MC1-64S2V	33	MM3-IS84R-Q	78
LU1-S4436-A-Q	68	LU1-S8618-B-Q	65	MC1-74H1	34, 35	MM3-IS90F-Q	78
LU1-S4436-B-Q	68	LU1-S8624-A-Q	66	MC174H1V	35	MM3-IS90R-Q	78

<i>pattern no.</i>	<i>page</i>	<i>pattern no.</i>	<i>page</i>	<i>pattern no.</i>	<i>page</i>	<i>pattern no.</i>	<i>page</i>
MM3-IS96F-Q	78	MT1-64S2	37, 38	MU1-J54A-R-Q	59	MU1-S11036-B-Q	54
MM3-IS96R-Q	78	MT1-64S2V	38	MU1-J60A-L-Q	59	MU1-S11036-R-Q	54
MN2T5E19	84	MT1-74S2	37, 38	MU1-J60A-R-Q	59	MU1-S11418-A-Q	47
MN2T5E25	84	MT1-74S2V	38	MU1-J66A-L-Q	59	MU1-S11418-B-Q	47
MN2T5E37	84	MT1-80S2	37, 38	MU1-J66A-R-Q	59	MU1-S11424-A-Q	48
MN2T5E49	84	MT1-80S2V	38	MU1-J72A-L-Q	59	MU1-S11424-B-Q	48
MO8-24	81	MT5-CS2	36	MU1-J72A-R-Q	59	MU1-S11430-A-Q	49
MO8-N24	81	MU1-C4242DD-Q	58	MU1-J78A-L-Q	59	MU1-S11430-B-Q	49
MP2-CPP	36	MU1-C4242DS-Q	58	MU1-J78A-R-Q	59	MU1-S11436-B-Q	50
MP3-W0818-C/T-Q	31	MU1-C4242SD-Q	57	MU1-J84A-L-Q	59	MU1-S11436-R-Q	50
MP3-W0824-C/T-Q	31	MU1-C4248DD-Q	58	MU1-J84A-R-Q	59	MU1-S11618-A-Q	51
MP3-W0830-C/T-Q	31	MU1-C4248DS-Q	58	MU1-J90A-L-Q	59	MU1-S11618-B-Q	51
MP3-W0836-C/T-Q	31	MU1-C4248SD-Q	57	MU1-J90A-R-Q	59	MU1-S11624-A-Q	52
MP3-W0842-C/T-Q	31	MU1-C4248SS-Q	57	MU1-J96A-L-Q	59	MU1-S11624-B-Q	52
MP3-W0848-C/T-Q	31	MU1-C4260DD-Q	58	MU1-J96A-R-Q	59	MU1-S11630-A-Q	53
MP3-W0860-C/T-Q	31	MU1-C4260DS-Q	58	MU1-P66DA-L-Q	56	MU1-S11630-B-Q	53
MP3-W1418-C/T-Q	31	MU1-C4260SD-Q	57	MU1-P66DA-R-Q	56	MU1-S11636-B-Q	54
MP3-W1424-C/T-Q	31	MU1-C4260SS-Q	57	MU1-P66SA-L-Q	56	MU1-S11636-R-Q	54
MP3-W1430-C/T-Q	31	MU1-C4266DD-Q	58	MU1-P66SA-R-Q	56	MU1-S12018-A-Q	47
MP3-W1436-C/T-Q	31	MU1-C4266DS-Q	58	MU1-P72DA-L-Q	56	MU1-S12018-B-Q	47
MP3-W1442-C/T-Q	31	MU1-C4266SD-Q	57	MU1-P72DA-R-Q	56	MU1-S12024-A-Q	48
MP3-W1448-C/T-Q	31	MU1-C4266SS-Q	57	MU1-P78SA-L-Q	56	MU1-S12024-B-Q	48
MP3-W1460-C/T-Q	31	MU1-C4272DD-Q	58	MU1-P78SA-R-Q	56	MU1-S12030-A-Q	49
MP3-W2618-C/T-Q	31	MU1-C4272DS-Q	58	MU1-R6636-B-Q	55	MU1-S12030-B-Q	49
MP3-W2624-C/T-Q	31	MU1-C4272SD-Q	57	MU1-R6636-E-Q	55	MU1-S12036-B-Q	50
MP3-W2630-C/T-Q	31	MU1-C4272SS-Q	57	MU1-R6636-R-Q	55	MU1-S12036-R-Q	50
MP3-W2636-C/T-Q	31	MU1-C4842DD-Q	58	MU1-R7836-B-Q	55	MU1-S1818-A-Q	47
MP3-W2642-C/T-Q	31	MU1-C4842DS-Q	58	MU1-R7836-E-Q	55	MU1-S1818-B-Q	47
MP3-W2648-C/T-Q	31	MU1-C4842SD-Q	57	MU1-R7836-R-Q	55	MU1-S1824-A-Q	48
MP3-W2660-C/T-Q	31	MU1-C4842SS-Q	57	MU1-R8730-B-Q	55	MU1-S1824-B-Q	48
MPTIEDOWN	36	MU1-C4860DD-Q	58	MU1-R8730-E-Q	55	MU1-S1830-A-Q	49
MS2U10213HQ	80	MU1-C4866DD-Q	58	MU1-R8730-R-Q	55	MU1-S1830-B-Q	49
MS2U10213Q	80	MU1-C4866DS-Q	58	MU1-R9036-B-Q	55	MU1-S2018-A-Q	51
MS2U10813HQ	80	MU1-C4866SD-Q	57	MU1-R9036-E-Q	55	MU1-S2018-B-Q	51
MS2U10813Q	80	MU1-C4866SS-Q	57	MU1-R9036-R-Q	55	MU1-S2024-A-Q	52
MS2U11413HQ	80	MU1-C4872DD-Q	58	MU1-S10218-A-Q	47	MU1-S2024-B-Q	52
MS2U11413Q	80	MU1-C6042DD-Q	58	MU1-S10218-B-Q	47	MU1-S2030-A-Q	53
MS2U12013HQ	80	MU1-C6042DS-Q	58	MU1-S10224-A-Q	48	MU1-S2030-B-Q	53
MS2U12013Q	80	MU1-C6042SD-Q	57	MU1-S10224-B-Q	48	MU1-S2418-A-Q	47
MS2U5413HQ	80	MU1-C6042SS-Q	57	MU1-S10230-A-Q	49	MU1-S2430-A-Q	49
MS2U5413Q	80	MU1-C6048DD-Q	58	MU1-S10230-B-Q	49	MU1-S2430-B-Q	49
MS2U9613HQ	80	MU1-C6642DD-Q	58	MU1-S10236-B-Q	50	MU1-S2618-A-Q	51
MS2U9613Q	80	MU1-C6642DS-Q	58	MU1-S10236-R-Q	50	MU1-S2618-B-Q	51
MS2W10213HQ	79	MU1-C6642SD-Q	57	MU1-S10418-A-Q	51	MU1-S2624-A-Q	52
MS2W10213Q	79	MU1-C6642SS-Q	57	MU1-S10418-B-Q	51	MU1-S2624-B-Q	52
MS2W10813HQ	79	MU1-C6648DD-Q	58	MU1-S10424-A-Q	52	MU1-S2630-A-Q	53
MS2W10813Q	79	MU1-C6648DS-Q	58	MU1-S10424-B-Q	52	MU1-S2630-B-Q	53
MS2W11413HQ	79	MU1-C6648SD-Q	57	MU1-S10430-A-Q	53	MU1-S3018-A-Q	47
MS2W11413Q	79	MU1-C6648SS-Q	57	MU1-S10430-B-Q	53	MU1-S3218-A-Q	51
MS2W12013HQ	79	MU1-C7242DD-Q	58	MU1-S10436-B-Q	54	MU1-S3218-B-Q	51
MS2W12013Q	79	MU1-C7242DS-Q	58	MU1-S10436-R-Q	54	MU1-S3224-A-Q	52
MS2W5413HQ	79	MU1-C7242SD-Q	57	MU1-S10818-A-Q	47	MU1-S3224-B-Q	52
MS2W5413Q	79	MU1-C7242SS-Q	57	MU1-S10818-B-Q	47	MU1-S3230-A-Q	53
MS2W9613HQ	79	MU1-C7248DD-Q	58	MU1-S10824-A-Q	48	MU1-S3230-B-Q	53
MS2W9613Q	79	MU1-J24A-L-Q	59	MU1-S10824-B-Q	48	MU1-S3618-A-Q	47
MT1-30S2	37, 38	MU1-J24A-R-Q	59	MU1-S10830-A-Q	49	MU1-S3636-B-Q	50
MT1-30S2V	38	MU1-J30A-L-Q	59	MU1-S10830-B-Q	49	MU1-S3636-R-Q	50
MT1-39S2	37, 38	MU1-J30A-R-Q	59	MU1-S10836-B-Q	50	MU1-S3818-A-Q	51
MT1-39S2V	38	MU1-J36A-L-Q	59	MU1-S10836-R-Q	50	MU1-S3818-B-Q	51
MT1-42S2	37, 38	MU1-J36A-R-Q	59	MU1-S11018-A-Q	51	MU1-S3824-A-Q	52
MT1-42S2V	38	MU1-J42A-L-Q	59	MU1-S11018-B-Q	51	MU1-S3824-B-Q	52
MT1-48S2	37, 38	MU1-J42A-R-Q	59	MU1-S11024-A-Q	52	MU1-S3830-A-Q	53
MT1-48S2V	38	MU1-J48A-L-Q	59	MU1-S11024-B-Q	52	MU1-S3830-B-Q	53
MT1-56S2	37, 38	MU1-J48A-R-Q	59	MU1-S11030-A-Q	53	MU1-S3836-B-Q	54
MT1-56S2V	38	MU1-J54A-L-Q	59	MU1-S11030-B-Q	53	MU1-S3836-R-Q	54

<i>pattern no.</i>	<i>page</i>	<i>pattern no.</i>	<i>page</i>	<i>pattern no.</i>	<i>page</i>	<i>pattern no.</i>	<i>page</i>
MU1-S4218-A-Q	47	MU1-S7436-R-Q	54	MU1-W96A-L-Q	60	MW2-S2018-B-Q	43
MU1-S4236-B-Q	50	MU1-S7818-A-Q	47	MU1-W96A-R-Q	60	MW2-S2024-A-Q	44
MU1-S4236-R-Q	50	MU1-S7818-B-Q	47	MW2-S10218-A-Q	39	MW2-S2024-B-Q	44
MU1-S4418-A-Q	51	MU1-S7836-B-Q	50	MW2-S10218-B-Q	39	MW2-S2030-A-Q	45
MU1-S4418-B-Q	51	MU1-S7836-R-Q	50	MW2-S10224-A-Q	40	MW2-S2030-B-Q	45
MU1-S4424-A-Q	52	MU1-S8018-A-Q	51	MW2-S10224-B-Q	40	MW2-S2418-A-Q	39
MU1-S4424-B-Q	52	MU1-S8018-B-Q	51	MW2-S10230-A-Q	41	MW2-S2418-B-Q	39
MU1-S4430-A-Q	53	MU1-S8024-A-Q	52	MW2-S10230-B-Q	41	MW2-S2430-A-Q	41
MU1-S4430-B-Q	53	MU1-S8024-B-Q	52	MW2-S10236-B-Q	42	MW2-S2430-B-Q	41
MU1-S4436-B-Q	54	MU1-S8030-A-Q	53	MW2-S10236-R-Q	42	MW2-S2618-A-Q	43
MU1-S4436-R-Q	54	MU1-S8030-B-Q	53	MW2-S10418-A-Q	43	MW2-S2618-B-Q	43
MU1-S4818-A-Q	47	MU1-S8036-B-Q	54	MW2-S10418-B-Q	43	MW2-S2624-A-Q	44
MU1-S4836-B-Q	50	MU1-S8036-R-Q	54	MW2-S10424-A-Q	44	MW2-S2624-B-Q	44
MU1-S4836-R-Q	50	MU1-S8418-A-Q	47	MW2-S10424-B-Q	44	MW2-S2630-A-Q	45
MU1-S5018-A-Q	51	MU1-S8418-B-Q	47	MW2-S10430-A-Q	45	MW2-S2630-B-Q	45
MU1-S5018-B-Q	51	MU1-S8436-B-Q	50	MW2-S10430-B-Q	45	MW2-S3018-A-Q	39
MU1-S5024-A-Q	52	MU1-S8436-R-Q	50	MW2-S10436-B-Q	46	MW2-S3218-A-Q	43
MU1-S5024-B-Q	52	MU1-S8618-A-Q	51	MW2-S10436-R-Q	46	MW2-S3218-B-Q	43
MU1-S5030-A-Q	53	MU1-S8618-B-Q	51	MW2-S10818-A-Q	39	MW2-S3224-A-Q	44
MU1-S5030-B-Q	53	MU1-S8624-A-Q	52	MW2-S10818-B-Q	39	MW2-S3224-B-Q	44
MU1-S5036-B-Q	54	MU1-S8624-B-Q	52	MW2-S10824-A-Q	40	MW2-S3230-A-Q	45
MU1-S5036-R-Q	54	MU1-S8630-A-Q	53	MW2-S10824-B-Q	40	MW2-S3230-B-Q	45
MU1-S5418-A-Q	47	MU1-S8630-B-Q	53	MW2-S10830-A-Q	41	MW2-S3618-A-Q	39
MU1-S5436-B-Q	50	MU1-S8636-B-Q	54	MW2-S10830-B-Q	41	MW2-S3636-B-Q	42
MU1-S5436-R-Q	50	MU1-S8636-R-Q	54	MW2-S10836-B-Q	42	MW2-S3636-R-Q	42
MU1-S5618-A-Q	51	MU1-S9018-A-Q	47	MW2-S10836-R-Q	42	MW2-S3818-A-Q	43
MU1-S5618-B-Q	51	MU1-S9018-B-Q	47	MW2-S11018-A-Q	43	MW2-S3818-B-Q	43
MU1-S5624-A-Q	52	MU1-S9036-B-Q	50	MW2-S11018-B-Q	43	MW2-S3824-A-Q	44
MU1-S5624-B-Q	52	MU1-S9036-R-Q	50	MW2-S11024-A-Q	44	MW2-S3824-B-Q	44
MU1-S5630-A-Q	53	MU1-S9218-A-Q	51	MW2-S11024-B-Q	44	MW2-S3830-A-Q	45
MU1-S5630-B-Q	53	MU1-S9218-B-Q	51	MW2-S11030-A-Q	45	MW2-S3830-B-Q	45
MU1-S5636-B-Q	54	MU1-S9224-A-Q	52	MW2-S11030-B-Q	45	MW2-S3836-B-Q	46
MU1-S5636-R-Q	54	MU1-S9224-B-Q	52	MW2-S11036-B-Q	46	MW2-S3836-R-Q	46
MU1-S6018-A-Q	47	MU1-S9230-A-Q	53	MW2-S11036-R-Q	46	MW2-S4218-A-Q	39
MU1-S6036-B-Q	50	MU1-S9230-B-Q	53	MW2-S11418-A-Q	39	MW2-S4236-B-Q	42
MU1-S6036-R-Q	50	MU1-S9236-B-Q	54	MW2-S11418-B-Q	39	MW2-S4236-R-Q	42
MU1-S6218-A-Q	51	MU1-S9236-R-Q	54	MW2-S11424-A-Q	40	MW2-S4418-A-Q	43
MU1-S6218-B-Q	51	MU1-S9618-A-Q	47	MW2-S11424-B-Q	40	MW2-S4418-B-Q	43
MU1-S6224-A-Q	52	MU1-S9618-B-Q	47	MW2-S11430-A-Q	41	MW2-S4424-A-Q	44
MU1-S6224-B-Q	52	MU1-S9636-B-Q	50	MW2-S11430-B-Q	41	MW2-S4424-B-Q	44
MU1-S6230-A-Q	53	MU1-S9636-R-Q	50	MW2-S11436-B-Q	42	MW2-S4430-A-Q	45
MU1-S6230-B-Q	53	MU1-S9818-A-Q	51	MW2-S11436-R-Q	42	MW2-S4430-B-Q	45
MU1-S6236-B-Q	54	MU1-S9818-B-Q	51	MW2-S11618-A-Q	43	MW2-S4436-B-Q	46
MU1-S6236-R-Q	54	MU1-S9824-A-Q	52	MW2-S11618-B-Q	43	MW2-S4436-R-Q	46
MU1-S6618-A-Q	47	MU1-S9824-B-Q	52	MW2-S11624-A-Q	44	MW2-S4818-A-Q	39
MU1-S6636-B-Q	50	MU1-S9830-A-Q	53	MW2-S11624-B-Q	44	MW2-S4836-B-Q	42
MU1-S6636-R-Q	50	MU1-S9830-B-Q	53	MW2-S11630-A-Q	45	MW2-S4836-R-Q	42
MU1-S6818-A-Q	51	MU1-S9836-B-Q	54	MW2-S11630-B-Q	45	MW2-S5018-A-Q	43
MU1-S6818-B-Q	51	MU1-S9836-R-Q	54	MW2-S11636-B-Q	46	MW2-S5018-B-Q	43
MU1-S6824-A-Q	52	MU1-W30A-L-Q	60	MW2-S11636-R-Q	46	MW2-S5024-A-Q	44
MU1-S6824-B-Q	52	MU1-W30A-R-Q	60	MW2-S12018-A-Q	39	MW2-S5024-B-Q	44
MU1-S6830-A-Q	53	MU1-W54A-L-Q	60	MW2-S12018-B-Q	39	MW2-S5030-A-Q	45
MU1-S6830-B-Q	53	MU1-W54A-R-Q	60	MW2-S12024-A-Q	40	MW2-S5030-B-Q	45
MU1-S6836-B-Q	54	MU1-W60A-L-Q	60	MW2-S12024-B-Q	40	MW2-S5036-B-Q	46
MU1-S6836-R-Q	54	MU1-W60A-R-Q	60	MW2-S12030-A-Q	41	MW2-S5036-R-Q	46
MU1-S7218-A-Q	47	MU1-W66A-L-Q	60	MW2-S12030-B-Q	41	MW2-S5418-A-Q	39
MU1-S7236-B-Q	50	MU1-W66A-R-Q	60	MW2-S12036-B-Q	42	MW2-S5436-B-Q	42
MU1-S7236-R-Q	50	MU1-W72A-L-Q	60	MW2-S12036-R-Q	42	MW2-S5436-R-Q	42
MU1-S7418-A-Q	51	MU1-W72A-R-Q	60	MW2-S1818-A-Q	39	MW2-S5618-A-Q	43
MU1-S7418-B-Q	51	MU1-W78A-L-Q	60	MW2-S1818-B-Q	39	MW2-S5618-B-Q	43
MU1-S7424-A-Q	52	MU1-W78A-R-Q	60	MW2-S1824-A-Q	40	MW2-S5624-A-Q	44
MU1-S7424-B-Q	52	MU1-W84A-L-Q	60	MW2-S1824-B-Q	40	MW2-S5624-B-Q	44
MU1-S7430-A-Q	53	MU1-W84A-R-Q	60	MW2-S1830-A-Q	41	MW2-S5630-A-Q	45
MU1-S7430-B-Q	53	MU1-W90A-L-Q	60	MW2-S1830-B-Q	41	MW2-S5630-B-Q	45
MU1-S7436-B-Q	54	MU1-W90A-R-Q	60	MW2-S2018-A-Q	43	MW2-S5636-B-Q	46

<i>pattern no.</i>	<i>page</i>	<i>pattern no.</i>	<i>page</i>	<i>pattern no.</i>	<i>page</i>	<i>pattern no.</i>	<i>page</i>
MW2-S5636-R-Q	46	MW2-S9618-B-Q	39	QC81474LAWM166	173	QR3B0P (11/22/33) 6448	88
MW2-S6018-A-Q	39	MW2-S9636-B-Q	42	QC81474LAWM170	173	QR3B0P (11/22/33) 6460	88
MW2-S6036-B-Q	42	MW2-S9636-R-Q	42	QC81474LAWM174	173	QR3B0P (11/22/33) 6466	88
MW2-S6036-R-Q	42	MW2-S9818-A-Q	43	QC81474LAWM178	173	QR3B0P (11/22/33) 6472	88
MW2-S6218-A-Q	43	MW2-S9818-B-Q	43	QC81474LAWM182	173	QR3B0P (11/22/33) 7918	88
MW2-S6218-B-Q	43	MW2-S9824-A-Q	44	QC81474LAWM186	173	QR3B0P (11/22/33) 7920	88
MW2-S6224-A-Q	44	MW2-S9824-B-Q	44	QC81474LAWM190	173	QR3B0P (11/22/33) 7924	88
MW2-S6224-B-Q	44	MW2-S9830-A-Q	45	QC81474LAWM194	173	QR3B0P (11/22/33) 7930	88
MW2-S6230-A-Q	45	MW2-S9830-B-Q	45	QC81474LAWM198	173	QR3B0P (11/22/33) 7936	88
MW2-S6230-B-Q	45	MW2-S9836-B-Q	46	QR111JUK	123	QR3B0P (11/22/33) 7942	88
MW2-S6236-B-Q	46	MW2-S9836-R-Q	46	QR111KUK	123	QR3B0P (11/22/33) 7948	88
MW2-S6236-R-Q	46	MZ1-B2415	82	QR112JUK	123	QR3B0P (11/22/33) 7960	88
MW2-S6618-A-Q	39	MZ1-B2419	82	QR112KUK	123	QR3B0P (11/22/33) 7966	88
MW2-S6818-A-Q	43	MZ1-B2422	82	QR113JUK	123	QR3B0P (11/22/33) 7972	88
MW2-S6818-B-Q	43	QACDL720	168	QR113KUK	123	QR3B0T (11/22/33) 3418	89
MW2-S6824-A-Q	44	QACDL721	168	QR2 SLAT 1518	91	QR3B0T (11/22/33) 3420	89
MW2-S6824-B-Q	44	QACDL820	168	QR2 SLAT 1520	91	QR3B0T (11/22/33) 3424	89
MW2-S6830-A-Q	45	QACDL821	168	QR2 SLAT 1524	91	QR3B0T (11/22/33) 3430	89
MW2-S6830-B-Q	45	QACDR720	168	QR2 SLAT 1530	91	QR3B0T (11/22/33) 3436	89
MW2-S6836-B-Q	46	QACDR721	168	QR2 SLAT 1536	91	QR3B0T (11/22/33) 3442	89
MW2-S6836-R-Q	46	QACDR820	168	QR2 SLAT 1542	91	QR3B0T (11/22/33) 3448	89
MW2-S7218-A-Q	39	QACDR821	168	QR2 SLAT 1548	91	QR3B0T (11/22/33) 4218	89
MW2-S7418-A-Q	43	QACC722WE	168	QR211JUK	122	QR3B0T (11/22/33) 4220	89
MW2-S7418-B-Q	43	QACC723WE	168	QR211KUK	122	QR3B0T (11/22/33) 4224	89
MW2-S7424-A-Q	44	QACC822WE	168	QR212JUK	122	QR3B0T (11/22/33) 4230	89
MW2-S7424-B-Q	44	QACC823WE	168	QR212KUK	122	QR3B0T (11/22/33) 4236	89
MW2-S7430-A-Q	45	QAFFD12	169	QR213JUK	122	QR3B0T (11/22/33) 4242	89
MW2-S7430-B-Q	45	QAFFD13	169	QR213KUK	122	QR3B0T (11/22/33) 4248	89
MW2-S7436-B-Q	46	QAFFD22	169	QR2ES4215	93	QR3B0T (11/22/33) 4918	89
MW2-S7436-R-Q	46	QAFFD23	169	QR2ES49158	93	QR3B0T (11/22/33) 4920	89
MW2-S7818-A-Q	39	QAFFDL10	169	QR2ES498	93	QR3B0T (11/22/33) 4924	89
MW2-S7818-B-Q	39	QAFFDL11	169	QR2ES648	93	QR3B0T (11/22/33) 4930	89
MW2-S8018-A-Q	43	QAFFDL20	169	QR3B0P (11/22/33) 3418	87	QR3B0T (11/22/33) 4936	89
MW2-S8018-B-Q	43	QAFFDL21	169	QR3B0P (11/22/33) 3420	87	QR3B0T (11/22/33) 4942	89
MW2-S8024-A-Q	44	QAFFDR10	169	QR3B0P (11/22/33) 3424	87	QR3B0T (11/22/33) 4948	89
MW2-S8024-B-Q	44	QAFFDR11	169	QR3B0P (11/22/33) 3430	87	QR3B0T (11/22/33) 6418	90
MW2-S8030-A-Q	45	QAFFDR20	169	QR3B0P (11/22/33) 3436	87	QR3B0T (11/22/33) 6420	90
MW2-S8030-B-Q	45	QAFFDR21	169	QR3B0P (11/22/33) 3442	87	QR3B0T (11/22/33) 6424	90
MW2-S8036-B-Q	46	QAFFO10W	169	QR3B0P (11/22/33) 3448	87	QR3B0T (11/22/33) 6430	90
MW2-S8036-R-Q	46	QAFFO11W	169	QR3B0P (11/22/33) 4218	87	QR3B0T (11/22/33) 6436	90
MW2-S8418-A-Q	39	QAFFO12W	169	QR3B0P (11/22/33) 4220	87	QR3B0T (11/22/33) 6442	90
MW2-S8418-B-Q	39	QAFFO13W	169	QR3B0P (11/22/33) 4224	87	QR3B0T (11/22/33) 6448	90
MW2-S8436-B-Q	42	QAFFO20W	169	QR3B0P (11/22/33) 4230	87	QR3B0T (11/22/33) 7918	90
MW2-S8436-R-Q	42	QAFFO21W	169	QR3B0P (11/22/33) 4236	87	QR3B0T (11/22/33) 7920	90
MW2-S8618-A-Q	43	QAFFO22W	169	QR3B0P (11/22/33) 4242	87	QR3B0T (11/22/33) 7924	90
MW2-S8618-B-Q	43	QAFFO23W	169	QR3B0P (11/22/33) 4248	87	QR3B0T (11/22/33) 7930	90
MW2-S8624-A-Q	44	QAWIT43030	167	QR3B0P (11/22/33) 4260	87	QR3B0T (11/22/33) 7936	90
MW2-S8624-B-Q	44	QAWIT43636	167	QR3B0P (11/22/33) 4266	87	QR3B0T (11/22/33) 7942	90
MW2-S8630-A-Q	45	QAWIT44242	167	QR3B0P (11/22/33) 4272	87	QR3B0T (11/22/33) 7948	90
MW2-S8630-B-Q	45	QAWIT44830	167	QR3B0P (11/22/33) 4918	87	QR3S (11/22/33) 0818	91
MW2-S8636-B-Q	46	QAWIT44848	167	QR3B0P (11/22/33) 4920	87	QR3S (11/22/33) 0820	91
MW2-S8636-R-Q	46	QAWIT46030	167	QR3B0P (11/22/33) 4924	87	QR3S (11/22/33) 0824	91
MW2-S9018-A-Q	39	QAWIT47230	167	QR3B0P (11/22/33) 4930	87	QR3S (11/22/33) 0830	91
MW2-S9018-B-Q	39	QAWIT47236	167	QR3B0P (11/22/33) 4936	87	QR3S (11/22/33) 0836	91
MW2-S9036-B-Q	42	QAWITR24	167	QR3B0P (11/22/33) 4942	87	QR3S (11/22/33) 0842	91
MW2-S9036-R-Q	42	QAWITR30	167	QR3B0P (11/22/33) 4948	87	QR3S (11/22/33) 0848	91
MW2-S9218-A-Q	43	QAWITR36	167	QR3B0P (11/22/33) 4960	87	QR3S (11/22/33) 1518	91
MW2-S9218-B-Q	43	QAWITR42	167	QR3B0P (11/22/33) 4966	87	QR3S (11/22/33) 1520	91
MW2-S9224-A-Q	44	QAWITR48	167	QR3B0P (11/22/33) 4972	87	QR3S (11/22/33) 1524	91
MW2-S9224-B-Q	44	QC81474LAWM142	173	QR3B0P (11/22/33) 6418	88	QR3S (11/22/33) 1530	91
MW2-S9230-A-Q	45	QC81474LAWM146	173	QR3B0P (11/22/33) 6420	88	QR3S (11/22/33) 1536	91
MW2-S9230-B-Q	45	QC81474LAWM150	173	QR3B0P (11/22/33) 6424	88	QR3S (11/22/33) 1542	91
MW2-S9236-B-Q	46	QC81474LAWM154	173	QR3B0P (11/22/33) 6430	88	QR3S (11/22/33) 1548	91
MW2-S9236-R-Q	46	QC81474LAWM158	173	QR3B0P (11/22/33) 6436	88	QRB102(M/H)(F/R)	120
MW2-S9618-A-Q	39	QC81474LAWM162	173	QR3B0P (11/22/33) 6442	88	QRB108(M/H)(F/R)	120

<i>pattern no.</i>	<i>page</i>	<i>pattern no.</i>	<i>page</i>	<i>pattern no.</i>	<i>page</i>	<i>pattern no.</i>	<i>page</i>
QRB114(M/H)(F/R)	120	QRC712DHC(L/R)	139, 141	QRCCDLA23690	103	QRCCDRA34896	106
QRB120(M/H)(F/R)	120	QRC712DHD (L/R)	138	QRCCDLA24260	103	QRCEAL223654	107
QRB28MR	120	QRC712DHP(L/R)	140, 142	QRCCDLA24266	103	QRCEAL223666	107
QRB34MR	120	QRC712G	130, 131	QRCCDLA24272	103	QRCEAL223678	107
QRB46MR	120	QRC712P	130, 131	QRCCDLA24278	103	QRCEAL223684	107
QRB58MR	120	QRC713DHC(L/R)	139, 141	QRCCDLA24284	103	QRCEAL223690	107
QRBC11 (L/R)	117	QRC713DHD (L/R)	138	QRCCDLA24290	103	QRCEAL223696	107
QRBDH102M(F/R)	120	QRC713DHP(L/R)	140, 142	QRCCDLA24296	103	QRCEAL224254	107
QRBDH108M(F/R)	120	QRC713G	130, 131	QRCCDLA24360	103	QRCEAL224266	107
QRBDH114M(F/R)	120	QRC713P	130, 131	QRCCDLA24866	103	QRCEAL224278	107
QRBDH120M(F/R)	120	QRC731B	130, 131	QRCCDLA24872	103	QRCEAL224284	107
QRBDH28MR	120	QRC731DHBM	141	QRCCDLA24878	103	QRCEAL224290	107
QRBDH34MR	120	QRC731DHBW	138	QRCCDLA24884	103	QRCEAL224296	107
QRBDH46MR	120	QRC732DHC	139, 141	QRCCDLA24890	103	QRCEAL224860	107
QRBDH58MR	120	QRC732DHH	139, 142	QRCCDLA24896	103	QRCEAL224866	107
QRC332DHF	132, 133	QRC732DHI	140	QRCCDLA33660	104	QRCEAL224878	107
QRC332F	126, 127	QRC732DHP	140, 142	QRCCDLA33666	104	QRCEAL224890	107
QRC333DHF	132, 133	QRC732G	130, 131	QRCCDLA33690	104	QRCEAR223654	107
QRC333F	126, 127	QRC732P	130, 131	QRCCDLA34260	104	QRCEAR223666	107
QRC362DHF	132, 133	QRC733DHC	139, 141	QRCCDLA34266	104	QRCEAR223678	107
QRC362F	126, 127	QRC733DHH	139, 142	QRCCDLA34272	104	QRCEAR223684	107
QRC363DHF	132, 133	QRC733DHI	140	QRCCDLA34278	104	QRCEAR223690	107
QRC363F	126, 127	QRC733DHP	140, 142	QRCCDLA34284	104	QRCEAR223696	107
QRC612DHC (L/R)	134, 136	QRC733G	130, 131	QRCCDLA34290	104	QRCEAR224254	107
QRC612DHD (L/R)	134	QRC733P	130, 131	QRCCDLA34296	104	QRCEAR224266	107
QRC612DHP (L/R)	135, 137	QRC761B	130, 131	QRCCDLA34860	104	QRCEAR224278	107
QRC612G	128, 129	QRC761DHBM	141	QRCCDLA34866	104	QRCEAR224284	107
QRC612P	128, 129	QRC761DHBW	138	QRCCDLA34872	104	QRCEAR224290	107
QRC613DHC (L/R)	134, 136	QRC762DHC	139, 141	QRCCDLA34878	104	QRCEAR224296	107
QRC613DHD (L/R)	134	QRC762DHH	139, 142	QRCCDLA34884	104	QRCEAR224860	107
QRC613DHP (L/R)	135, 137	QRC762DHI	140	QRCCDLA34890	104	QRCEAR224866	107
QRC613G	128, 129	QRC762DHP	140, 142	QRCCDLA34896	104	QRCEAR224878	107
QRC613P	128, 129	QRC762G	130, 131	QRCCDRA23660	105	QRCEAR224890	107
QRC632DHC	134, 136	QRC762P	130, 131	QRCCDRA23666	105	QRE24	119
QRC632DHD	134	QRC763DHC	139, 141	QRCCDRA23690	105	QRE35F	119
QRC632DHE (L/R)	134, 136	QRC763DHH	139, 142	QRCCDRA24260	105	QREC2718	121
QRC632DHH	135, 137	QRC763DHI	140	QRCCDRA24266	105	QREC2736	121
QRC632DHI	135	QRC763DHP	140, 142	QRCCDRA24272	105	QREC3918	121
QRC632DHP	135, 137	QRC763G	130, 131	QRCCDRA24278	105	QREC3936	121
QRC632G	128, 129	QRC763P	130, 131	QRCCDRA24284	105	QREC5818	121
QRC632P	128, 129	QRCA 363623	112	QRCCDRA24290	105	QREC5836	121
QRC633DHC	134, 136	QRCA 363632	112	QRCCDRA24296	105	QREC6318	121
QRC633DHD	134	QRCA 364223	112	QRCCDRA24860	105	QREC6336	121
QRC633DHE (L/R)	134, 136	QRCA 364232	112	QRCCDRA24866	105	QREDH24	119
QRC633DHH	135, 137	QRCA 423623	112	QRCCDRA24872	105	QREDH35F	119
QRC633DHI	135	QRCA 423632	112	QRCCDRA24878	105	QRFTCWSUH21	94
QRC633DHP	135, 137	QRCA 424223	112	QRCCDRA24884	105	QRFTCWSUH25	94
QRC633G	128, 129	QRCA 424232	112	QRCCDRA24890	105	QRFTCWSUH37	94
QRC633P	128, 129	QRCA 424233	112	QRCCDRA24896	105	QRKA 363623	110
QRC662DHC	134, 136	QRCA 424823	112	QRCCDRA33660	106	QRKA 363632	110
QRC662DHD	134	QRCA 424832	112	QRCCDRA33666	106	QRKA 364223	110
QRC662DHE (L/R)	134, 136	QRCA 484223	112	QRCCDRA33690	106	QRKA 364232	110
QRC662DHH	135, 137	QRCA 484232	112	QRCCDRA34260	106	QRKA 423623	110
QRC662DHI	135	QRCA 484823	112	QRCCDRA34266	106	QRKA 423632	110
QRC662DHP	135, 137	QRCA 484832	112	QRCCDRA34272	106	QRKA 424223	110
QRC662G	128, 129	QRCA 484833	112	QRCCDRA34278	106	QRKA 424232	110
QRC662P	128, 129	QRCA 363622	113	QRCCDRA34284	106	QRKA 424233	110
QRC663DHC	134, 136	QRCA 424222	113	QRCCDRA34290	106	QRKA 424823	110
QRC663DHD	134	QRCA 424233	113	QRCCDRA34296	106	QRKA 424832	110
QRC663DHE (L/R)	134, 136	QRCA 484822	113	QRCCDRA34860	106	QRKA 484223	110
QRC663DHH	135, 137	QRCA 484833	113	QRCCDRA34866	106	QRKA 484232	110
QRC663DHI	135	QRCAVE422	114	QRCCDRA34872	106	QRKA 484823	110
QRC663DHP	135, 137	QRCAVE482	114	QRCCDRA34878	106	QRKA 484832	110
QRC663G	128, 129	QRCCDLA23660	103	QRCCDRA34884	106	QRKA 484833	110
QRC663P	128, 129	QRCCDLA23666	103	QRCCDRA34890	106	QRKB 363623	111

<i>pattern no.</i>	<i>page</i>	<i>pattern no.</i>	<i>page</i>	<i>pattern no.</i>	<i>page</i>	<i>pattern no.</i>	<i>page</i>
QRKB 363632	111	QROAF30S1	145	QROA030DHBW	162	QROBF90S0	147
QRKB 364223	111	QROAF30S1DH	154	QROA030T0	143	QROBF90S0DH	157
QRKB 364232	111	QROAF36S0	144	QROA030T0DH	149	QROBF90S1	148
QRKB 423623	111	QROAF36S0DH	151	QROA030T1	144	QROBF90S1DH	160
QRKB 423632	111	QROAF36S1	145	QROA030T1DH	152	QROBH30T0	146
QRKB 424223	111	QROAF36S1DH	154	QROA036BM	163	QROBH30T0DH	156
QRKB 424232	111	QROAF42S0	144	QROA036BW	162	QROBH30T1	148
QRKB 424233	111	QROAF42S0DH	151	QROA036DHBM	163	QROBH30T1DH	159
QRKB 424823	111	QROAF42S1	145	QROA036DHBW	162	QROBH36T0	146
QRKB 424832	111	QROAF42S1DH	154	QROA036T0	143	QROBH36T0DH	156
QRKB 484223	111	QROAF48S0	144	QROA036T0DH	149	QROBH36T1	148
QRKB 484232	111	QROAF48S0DH	151	QROA036T1	144	QROBH36T1DH	159
QRKB 484823	111	QROAF48S1	145	QROA036T1DH	152	QROBH42T0	146
QRKB 484832	111	QROAF48S1DH	154	QROA042T0	143	QROBH42T0DH	156
QRKB 484833	111	QROAF54S0	144	QROA042T0DH	149	QROBH42T1	148
QRM9A5430 N	108	QROAF54S0DH	151	QROA042T1	144	QROBH42T1DH	159
QRM9A5436 N	108	QROAF54S1	145	QROA042T1DH	152	QROBH48T0	146
QRM9A6030 N	108	QROAF54S1DH	154	QROA048T0	143	QROBH48T0DH	156
QRM9A6036 N	108	QROAF66S0	144	QROA048T0DH	149	QROBH48T1	148
QRM9A6630	108	QROAF66S0DH	151	QROA048T1	144	QROBH48T1DH	159
QRM9A6636	108	QROAF66S1	145	QROA048T1DH	152	QROBH54T0	146
QRM9A7230	108	QROAF66S1DH	154	QROA054T0	143	QROBH54T0DH	156
QRM9A7236	108	QROAF78S0	144	QROA054T0DH	149	QROBH54T1	148
QRM9A7830	108	QROAF78S0DH	151	QROA054T1	144	QROBH54T1DH	159
QRM9A7836	108	QROAF78S1	145	QROA054T1DH	152	QROBH66T0	146
QRM9A8436	108	QROAF78S1DH	154	QROA066T0	143	QROBH66T0DH	156
QRM9A9636	108	QROAF90S0	144	QROA066T0DH	149	QROBH66T1	148
QRM9B5430 N	109	QROAF90S0DH	151	QROA066T1	144	QROBH66T1DH	159
QRM9B5436 N	109	QROAF90S1	145	QROA066T1DH	152	QROBH78T0	146
QRM9B6030 N	109	QROAF90S1DH	154	QROA078T0	143	QROBH78T0DH	156
QRM9B6036 N	109	QROAH30T0	143	QROA078T0DH	149	QROBH78T1	148
QRM9B6630	109	QROAH30T0DH	150	QROA078T1	144	QROBH78T1DH	159
QRM9B6636	109	QROAH30T1	145	QROA078T1DH	152	QROBH84T0	146
QRM9B7230	109	QROAH30T1DH	153	QROA084T0	143	QROBH84T0DH	156
QRM9B7236	109	QROAH36T0	143	QROA084T0DH	149	QROBH84T1	148
QRM9B7830	109	QROAH36T0DH	150	QROA084T1	144	QROBH84T1DH	159
QRM9B7836	109	QROAH36T1	145	QROA084T1DH	152	QROBO30BM	163
QRM9B8436	109	QROAH36T1DH	153	QROBF30S0	147	QROBO30BW	162
QRM9B9636	109	QROAH42T0	143	QROBF30S0DH	157	QROBO30DHBM	163
QRMPA5430 N	108	QROAH42T0DH	150	QROBF30S1	148	QROBO30DHBW	162
QRMPA5436 N	108	QROAH42T1	145	QROBF30S1DH	160	QROBO30T0	146
QRMPA6030 N	108	QROAH42T1DH	153	QROBF36S0	147	QROBO30T0DH	155
QRMPA6036 N	108	QROAH48T0	143	QROBF36S0DH	157	QROBO30T1	147
QRMPA6630	108	QROAH48T0DH	150	QROBF36S1	148	QROBO30T1DH	158
QRMPA6636	108	QROAH48T1	145	QROBF36S1DH	160	QROBO36BM	163
QRMPA7230	108	QROAH48T1DH	153	QROBF42S0	147	QROBO36BW	162
QRMPA7236	108	QROAH54T0	143	QROBF42S0DH	157	QROBO36DHBM	163
QRMPA7830	108	QROAH54T0DH	150	QROBF42S1	148	QROBO36DHBW	162
QRMPA7836	108	QROAH54T1	145	QROBF42S1DH	160	QROBO36T0	146
QRMPA8436	108	QROAH54T1DH	153	QROBF48S0	147	QROBO36T0DH	155
QRMPA9636	108	QROAH66T0	143	QROBF48S0DH	157	QROBO36T1	147
QRMPB5430 N	109	QROAH66T0DH	150	QROBF48S1	148	QROBO36T1DH	158
QRMPB5436 N	109	QROAH66T1	145	QROBF48S1DH	160	QROBO42T0	146
QRMPB6030 N	109	QROAH66T1DH	153	QROBF54S0	147	QROBO42T0DH	155
QRMPB6036 N	109	QROAH78T0	143	QROBF54S0DH	157	QROBO42T1	147
QRMPB6630	109	QROAH78T0DH	150	QROBF54S1	148	QROBO42T1DH	158
QRMPB6636	109	QROAH78T1	145	QROBF54S1DH	160	QROBO48T0	146
QRMPB7230	109	QROAH78T1DH	153	QROBF66S0	147	QROBO48T0DH	155
QRMPB7236	109	QROAH84T0	143	QROBF66S0DH	157	QROBO48T1	147
QRMPB7830	109	QROAH84T0DH	150	QROBF66S1	148	QROBO48T1DH	158
QRMPB7836	109	QROAH84T1	145	QROBF66S1DH	160	QROBO54T0	146
QRMPB8436	109	QROAH84T1DH	153	QROBF78S0	147	QROBO54T0DH	155
QRMPB9636	109	QROA030BM	163	QROBF78S0DH	157	QROBO54T1	147
QROAF30S0	144	QROA030BW	162	QROBF78S1	148	QROBO54T1DH	158
QROAF30S0DH	151	QROA030DHBM	163	QROBF78S1DH	160	QROBO66T0	146



<i>pattern no.</i>	<i>page</i>	<i>pattern no.</i>	<i>page</i>	<i>pattern no.</i>	<i>page</i>	<i>pattern no.</i>	<i>page</i>
QROBO66T0DH	155	QRSAC3618	101	QRSAEC9736	115	QRSB162-N	98
QROBO66T1	147	QRSAC3636	101	QRSAEC9818	116	QRSB163-N	98
QROBO66T1DH	158	QRSAC4218	101	QRSAEC9836	116	QRSB484	98
QROBO78T0	146	QRSAC4236	101	QRSAP1041	96	QRSB544	98
QROBO78T0DH	155	QRSAC4818	101	QRSAP1042	96	QRSB784	98
QROBO78T1	147	QRSAC5418	101	QRSAP1043	97	QRSB844	98
QROBO78T1DH	158	QRSAC5436	101	QRSAP1101	96	QRSB904	98
QROBO84T0	146	QRSAC6018	101	QRSAP1102	96	QRSB964	98
QROBO84T0DH	155	QRSAC6036	101	QRSAP1103	97	QRSBC10218	102
QROBO84T1	147	QRSAC6618	101	QRSAP261	96	QRSBC10818	102
QROBO84T1DH	158	QRSAC6636	101	QRSAP262	96	QRSBC3018	102
QROMH24S0	161	QRSAC7218	101	QRSAP263	96	QRSBC3618	102
QROMH42S0	161	QRSAC7236	101	QRSAP321	96	QRSBC3636	102
QROMH48S0	161	QRSAC7818	101	QRSAP322	96	QRSBC4218	102
QROMH54S0	161	QRSAC7836	101	QRSAP323	96	QRSBC4236	102
QROMH66S0	161	QRSAC8418	101	QRSAP381	96	QRSBC4818	102
QROMH78S0	161	QRSAC8436	101	QRSAP382	96	QRSBC5418	102
QROMH84S0	161	QRSAC9018	101	QRSAP383	96	QRSBC5436	102
QROMH90S0	161	QRSAC9036	101	QRSAP441	96	QRSBC6018	102
QROMH96S0	161	QRSAC9618	101	QRSAP442	96	QRSBC6036	102
QROPH24S0	161	QRSAEC10318	115	QRSAP443	97	QRSBC6618	102
QROPH42S0	161	QRSAEC10336	115	QRSAP501	96	QRSBC6636	102
QROPH48S0	161	QRSAEC10418	116	QRSAP502	96	QRSBC7218	102
QROPH54S0	161	QRSAEC10436	116	QRSAP503	97	QRSBC7236	102
QROPH84S0	161	QRSAEC10918	115	QRSAP561	96	QRSBC7818	102
QRP231J	124, 125	QRSAEC10936	115	QRSAP562	96	QRSBC7836	102
QRP232J	124, 125	QRSAEC11018	116	QRSAP563	97	QRSBC8418	102
QRP261J	124, 125	QRSAEC11036	116	QRSAP621	96	QRSBC8436	102
QRP262J	124, 125	QRSAEC3118	115	QRSAP622	96	QRSBC9018	102
QRPAB17UK	122	QRSAEC3136	115	QRSAP623	97	QRSBC9036	102
QRPDHB17UK	123	QRSAEC3218	116	QRSAP681	96	QRSBC9618	102
QRPHTB2424	165	QRSAEC3236	116	QRSAP682	96	QRSBP1041	99
QRPHTB3624	165	QRSAEC3718	115	QRSAP683	97	QRSBP1042	99
QRPHTB4824	165	QRSAEC3736	115	QRSAP741	96	QRSBP1043	100
QRPHTB5424	165	QRSAEC3818	116	QRSAP742	96	QRSBP1101	99
QRPHTB6024	165	QRSAEC3836	116	QRSAP743	97	QRSBP1102	99
QRPHTB7224	165	QRSAEC4318	115	QRSAP801	96	QRSBP1103	100
QRSA1021	95	QRSAEC4336	115	QRSAP802	96	QRSBP261	99
QRSA1022	95	QRSAEC4418	116	QRSAP803	97	QRSBP262	99
QRSA1023	95	QRSAEC4436	116	QRSAP861	96	QRSBP263	99
QRSA1024	95	QRSAEC6118	115	QRSAP862	96	QRSBP321	99
QRSA1081	95	QRSAEC6136	115	QRSAP863	97	QRSBP322	99
QRSA1082	95	QRSAEC6218	116	QRSAP921	96	QRSBP323	99
QRSA1083	95	QRSAEC6236	116	QRSAP922	96	QRSBP381	99
QRSA1084	95	QRSAEC6718	115	QRSAP923	97	QRSBP382	99
QRSA1141	95	QRSAEC6736	115	QRSAP981	96	QRSBP383	99
QRSA1142	95	QRSAEC6818	116	QRSAP982	96	QRSBP441	99
QRSA1143	95	QRSAEC6836	116	QRSAP983	97	QRSBP442	99
QRSA1144	95	QRSAEC7318	115	QRSB1021	98	QRSBP443	100
QRSA1201	95	QRSAEC7336	115	QRSB1022	98	QRSBP501	99
QRSA1202	95	QRSAEC7418	116	QRSB1023	98	QRSBP502	99
QRSA1203	95	QRSAEC7436	116	QRSB1024	98	QRSBP503	100
QRSA1204	95	QRSAEC7918	115	QRSB1081	98	QRSBP561	99
QRSA161-N	95	QRSAEC7936	115	QRSB1082	98	QRSBP562	99
QRSA162-N	95	QRSAEC8018	116	QRSB1083	98	QRSBP563	100
QRSA163-N	95	QRSAEC8036	116	QRSB1084	98	QRSBP621	99
QRSA484	95	QRSAEC8518	115	QRSB1141	98	QRSBP622	99
QRSA544	95	QRSAEC8536	115	QRSB1142	98	QRSBP623	100
QRSA784	95	QRSAEC8618	116	QRSB1143	98	QRSBP681	99
QRSA844	95	QRSAEC8636	116	QRSB1144	98	QRSBP682	99
QRSA904	95	QRSAEC9118	115	QRSB1201	98	QRSBP683	100
QRSA964	95	QRSAEC9136	115	QRSB1202	98	QRSBP741	99
QRSAC10218	101	QRSAEC9218	116	QRSB1203	98	QRSBP742	99
QRSAC10818	101	QRSAEC9236	116	QRSB1204	98	QRSBP743	100
QRSAC3018	101	QRSAEC9718	115	QRSB161-N	98	QRSBP801	99

<i>pattern no.</i>	<i>page</i>
QRSBP802	99
QRSBP803	100
QRSBP861	99
QRSBP862	99
QRSBP863	100
QRSBP921	99
QRSBP922	99
QRSBP923	100
QRSBP981	99
QRSBP982	99
QRSBP983	100
QRTA2424	118
QRTA3030	118
QRTA5454	118
QRTB2424	118
QRTB3030	118
QRTB5454	118
QRWHTB2424	165
QRWHTB5424	165
QRWHTB6024	165
QRWHTB7224	165
QRWSU34	94
QRWSU42	94
QRWSU49	94
QRWSU64	94
QRWSU79	94
QRWSUH34	94
QRWSUH42	94
QRWSUH49	94
QRWSUH64	94
QRWSUH79	94
QS990981	93
QS994873	92
QS9A5986	93
QS9A8002	92
QS9A8003	92
QS9B2960	92
QS9G2320	93
QS9G2321	93
QS9G2425	93
QS9G5498	92
QS9G5499	92
QS9G5875	92
QS9G5876	92
RBC18 (L/R)	117
RBCC	117
RTAT5E19	171
RTAT5E25	171
RTAT5E37	171
RTAT5E49	171
RTAT5E61	171
RTLT5E19	164
RTLT5E25	164
RTLT5E37	164
RTLT5E49	164
RTLT5E61	164
RTLT5E73	164
RTLT5E85	164

# Selling Policy

	<p>This Selling Policy supercedes all previous selling policies. Prices, discounts and product offerings are subject to change without notice.</p>
<b>Terms &amp; Conditions of Sales</b>	<p>Sales by Knoll, Inc. or Knoll North America Corp. ("Seller") of Knoll Product Lines (hereinafter "Products") within the United States and Canada are made only on the terms which are contained in this Selling Policy. Seller hereby gives notice of its objection to any different or additional terms and conditions. This sale is expressly conditional upon Purchaser's assent to the terms and conditions set forth below. Additional terms and conditions may apply to KnollStudio and KnollTextiles orders. These terms and conditions may be modified or supplemented only by a written document signed by an authorized representative of Seller. These terms and conditions supercede any prior and/or contemporaneous agreements or correspondence between Purchaser and Seller. Written quotations expire thirty (30) days from the date of issuance and can be withdrawn by written notice anytime during that period. Where Purchaser and Seller have entered into the Knoll Electronic Terms and Conditions, all orders, acknowledgements, invoices and other business communications placed or transmitted in accordance with the Knoll Electronic Terms and Conditions shall be deemed to be in writing and signed and shall be valid for all purposes as if they were originated and maintained in documentary form.</p>
<b>Ordering Information</b>	<p>All orders must be in writing. The product pattern number(s) contained on Seller's order acknowledgement shall be the final expression of the order.</p>
<b>Order Confirmation</b>	<p>A purchase order is not binding on Seller until Purchaser has received Seller's order confirmation or acknowledgment.</p>
<b>Pricing Policies</b>	<p>List prices are subject to change without notice.</p> <p>List prices shall be those prices in effect on the date of receipt of a complete purchase order unless shipment is requested more than ninety (90) days after order entry in which case prices in effect on the date of shipment apply. List prices include specified freight costs. Unless specified in writing by Seller, no other charges are included in Seller's list prices.</p>
<b>Taxes</b>	<p>All sales, use, excise and other taxes applicable to the sale of the Products shall be paid by Purchaser. If Purchaser claims an exemption from any tax, Purchaser shall submit to Seller the appropriate exemption certificates.</p>
<b>Terms of Payment</b>	<p>Payment for one hundred percent (100%) of the net order amount is due within thirty (30) days of the date of invoice, which is generally issued upon shipment. In case of any discrepancies, such as shortages, and Seller is notified in writing within ten (10) days of receipt of Product, only that portion may be deducted and the balance paid. For orders greater than \$100,000 net, a fifty percent (50%) deposit is due at the time of order placement, with the remainder due within thirty (30) days of the date of invoice.</p> <p>KnollStudio orders less than \$2,000 require payment for one hundred percent (100%) of the net order amount (including any applicable sales tax and charges for inside delivery, special packaging, etc.), due at time of order placement. For KnollStudio orders greater than \$2,000, a one-half (50%) deposit is due at time of order placement with the remainder (including any applicable sales tax and charges for inside delivery, special packaging, etc.) due prior to shipment.</p> <p>If, in the judgment of Seller, Purchaser's financial condition does not justify the terms of the payment, Seller may require full or partial payment in advance.</p> <p>Past due accounts shall be charged one and one-half percent (1.5%) per month, or the highest rate permitted by law, whichever is less, and will be added to the outstanding balance. In the event Purchaser defaults on payment, Purchaser shall be liable for all collection costs, including reasonable attorney's fees and costs.</p>
<b>Changes and Cancellation</b>	<p>Purchase orders may not be changed or cancelled, in whole or in part, without prior written consent of Seller. Changes may effect delivery dates. Expenses incurred because of changes shall be charged to Purchaser. In the event of cancellations, Purchaser will be liable for reasonable cancellation charges established by Seller. Orders for special Product, orders including "COM" (hereinafter defined) material and orders pursuant to expedited delivery programs, may not be canceled.</p>
<b>Freight Prepaid</b>	<p>Freight is prepaid and included in the price of all Products, except KnollTextiles, within the 48 contiguous United States for orders placed with Knoll, Inc. and within Canada, excluding the Yukon, Northwest Territories, Nunavut and Newfoundland for orders placed with Knoll North America Corp. Packing is tested for rigorous motion and transportation but is not guaranteed to protect furniture from all conditions. If special packaging is required for any reason, please consult with your sales representative or dealer. Seller shall select the method of shipment and routing. Freight for all KnollTextiles orders is prepaid and added to the invoice.</p>
<b>Delivery/Freight Charges</b>	<p>Shipments outside the contiguous 48 United States and Canada shall be shipped F.O.B. Origin.</p> <p>For shipments outside the contiguous United States and Canada, Purchaser is responsible for the cost of freight from point of embarkation, including any handling and transportation charges incidental to loading at the point of departure and unloading at the final destination.</p> <p>Conditions beyond the control of Seller, including weather, available facilities and traffic conditions, may affect exact time of delivery. Seller shall not be responsible for specific carrier delivery date or time unless it has made a specific delivery commitment, in writing.</p> <p>Nonstandard methods of shipment and/or additional services are available upon request. Purchaser will be billed for the differential cost of any special services in excess of standard surface carrier freight costs. Premium charges, at Purchaser's request, will be added for airfreight, exclusive use of vehicle and extra, export or special packaging. Accessorial charges will be added for inside delivery, extra labor, reassignment and redelivery.</p> <p>Partial shipments may be made and invoiced by Seller.</p>
<b>Claims</b>	<p>All shipments for Knoll Products within the contiguous United States and Canada are F.O.B. Origin. All risk of loss passes to Purchaser at time of delivery to carrier. Purchaser shall inspect all Products upon receipt and notify Seller within ten (10) working days after receipt of any damage or defects which are, or should be, apparent from an inspection of the Product and its packaging. Failure of Purchaser to notify Seller during the ten (10) working day period shall constitute acceptance of the Products and waiver of any apparent defects, errors or shortages. For all claims relating to Product damaged in transit or for any other claims relating to or arising out of the transportation of the Product, Purchaser must seek recovery from the carrier and Seller has no liability to Purchaser for such claims. Seller may, upon request, assist Purchaser with filing of such claims with the carrier, but Seller will not be liable for any of these transportation related claims.</p>
<b>Seller's Security Interest</b>	<p>Until Seller receives the full payment for the Product, Seller shall have a security interest in the Product. Purchaser agrees to perform all acts, including but not limited to the execution and filing of documentation, which may be necessary to perfect and assure the security interest of Seller.</p>
<b>Returns</b>	<p>The return of Products without a written authorization by Seller shall not be accepted. To receive authorization for Product return, please call Customer Service. All Products that are returned pursuant to a valid authorization shall be subject to a twenty-five percent (25%) of list restocking charge. Products not currently offered for sale by Seller (including COM) shall not be authorized for return. All returned Products must be unused, in original condition and in the original Seller packing cartons. No refund or credit shall be given for damaged Products.</p>
<b>Held Orders/Storage</b>	<p>If Purchaser requests that an order be held or delayed, prices and terms and conditions in effect at the time of shipment shall apply. If Purchaser requests a delay after the time when Seller can defer production, Purchaser will be invoiced for the Product, payable in accordance with standard terms, when the order is ready for shipment. Seller may transfer the Product to storage, in which case all expenses incurred in connection with storage, including demurrage, preparation for storage, storage charges and handling shall be payable by Purchaser upon submission of invoices by Seller. Risk of loss to the Product shall pass to the Purchaser upon delivery of the Product into storage.</p>

# Selling Policy

<b>Customer's Own Material</b>	<p>A Purchaser who requests a fabric or other surface material not standard to Seller's line of Products ("COM") must submit samples of the requested material to Seller prior to entry of a purchaser order. Seller shall determine if the material is suitable to its manufacturing processes and meets any requirements of Underwriters Laboratories. If the COM is acceptable, Seller will then establish a price for using the COM or the Product in question. For a description of the procedures for submitting samples and testing, contact customer resources or your sales representative. Seller shall have no responsibility for the appearance, condition, performance, durability, colorfastness or any other physical attribute of the COM. Purchaser shall indemnify and hold Seller harmless for any damages, injuries or losses arising out of or related to use of the COM on the Product.</p>
<b>Warranty</b>	<p>Seller warrants to the original Purchaser only that the Products Seller manufactures and sells to Purchaser are free of defects in workmanship and materials, during the applicable warranty period set forth below.</p> <p>Warranty period set forth below is for 24-hour, 7 days a week, multi shift use (includes parts and labor to repair).</p> <p>Should any failure to conform with this limited warranty appear to a Product listed below during the applicable warranty period from the date of shipment, Seller shall, upon prompt written notice, repair or replace, at its option and costs, the affected part or parts.</p> <p><i>Product and Period of Warranty</i></p> <p><i>Lifetime: Antenna Workspaces, AutoStrada, Calibre, Crinion Open Table, Currents, Dividends Horizon, Morrison, Reff Profiles laminate, Series 2 Storage, Template and other non-wood components (except cascade edge worksurfaces, operational parts, controls, electrical, Lighting, Series 2 Veneer Front Storage, special or custom products, see below)</i></p> <p><i>12 Years: Chadwick, Essentials Work Chairs, Generation by Knoll, Life, Moment, MultiGeneration by Knoll, ReGeneration by Knoll, Remix, RPM, Sapper and Toboggan seating (except seating upholstery, textiles, leathers and finishes, see below).</i></p> <p><i>10 Years: Anchor Storage except digital keypad lock, Antenna Workspaces, AutoStrada, Crinion Open Table, Dividends Horizon, Dividends Horizon Satellite Surfaces, Reff Profiles, Template wood components, Series 2 Veneer Front Storage, cascade edge worksurfaces, Wood Casegoods (The Graham Collection) (except wood casegoods upholstered surfaces, see below), Reuter overheads, Reuter vertical storage, KnollExtra Sapper Monitor Arm Collection, Sapper XYZ Monitor Arm, Adjustable keyboard mechanisms and platforms, Communication Boards (except fabric board textiles, see below), Smokador collection (except leathers, see below), and Orchestra Universal Systems Accessories, k. lounge structural components.</i></p> <p><i>5 Years: Operational parts, controls, electrical, Lighting (except light ballasts, bulbs and power supply, see below), special or custom product, wood veneer products, Currents handcrank, Interaction Counterforce, KnollStudio, Spark Series seating structural elements, structural elements of all KnollStudio outdoor products including all Richard Schultz designed products, KnollExtra CPU storage and all universal storage drawers and Power Collection, Tone Tables.</i></p> <p><i>3 Years: Seating upholstery, textiles, leathers and finishes. Fabric boards textiles and Smokador Collection leathers.</i></p> <p><i>2 Years: Anchor Storage digital keypad lock, all other KnollExtra product</i></p> <p><i>1 Year: Light ballasts, bulbs and power supply, seating upholstered amp pads and soft amp pads, wood casegoods upholstered surfaces. KnollStudio, outdoor product finishes, k. lounge upholstery and k. lounge fabric.</i></p> <p>This warranty does not apply to:</p> <ul style="list-style-type: none"><li>• Damage caused by a carrier other than the Seller.</li><li>• Normal wear and tear or acts or omissions of parties other than Seller (including user modification, improper use or installation of Products).</li><li>• COM or other third party materials applied to Products.</li><li>• Products not installed by or under the auspices of a Knoll Dealer.</li><li>• Dramatic temperature variations or exposure to unusual conditions.</li><li>• Changes in surface finishes, including colorfastness due to aging or exposure to light.</li><li>• Clear paint finish applied to Antenna Workspaces steel or aluminum part.</li><li>• Except as specifically noted above, textiles and upholstery supplied by <i>KnollTextiles</i> (consult current <i>KnollTextiles</i> price list for applicable warranty).</li></ul> <p>Natural variations occurring in wood, marble, and leather shall not be considered defects, and the Seller does not guarantee the colorfastness or matching of the colors, grains or textures, or surface hardness of such materials. The Seller also does not guarantee the colorfastness of fiberglass panel surfaces. THE EXPRESS WARRANTIES CONTAINED HEREIN ARE IN LIEU OF ALL OTHER WARRANTIES, EXPRESS OR IMPLIED, INCLUDING ANY WARRANTIES OF MERCHANTABILITY AND FITNESS FOR PARTICULAR PURPOSE AND ALL OTHER WARRANTIES ARISING FROM COURSE OF DEALING OR USAGE OF TRADE.</p> <p>The remedies provided above are the Purchaser's sole remedies for any failure of Seller to comply with its obligations regarding the workmanship of its Products. Correction of any nonconformity in the manner and for the period of time provided shall constitute complete fulfillment of all liabilities of Seller, with respect to or arising out of the Product furnished hereunder.</p>
<b>Delay/Force Majeure</b>	<p>Seller shall not be liable for failure to perform or for delay in performance due to fire, flood, strike or other labor difficulty, act of God, act of any governmental authority or of the Purchaser, riot, embargo, fuel or energy shortage, wrecks or delay in transportation, inability to obtain necessary labor, materials or manufacturing facilities from usual sources or failure of suppliers to meet their contractual obligations, or due to any cause beyond its reasonable control. If any such event occurs, Seller may extend delivery dates by a period of time necessary to overcome the effect of such delay, allocate available Product or cancel any purchase order.</p>
<b>Compliance with Law</b>	<p>PURCHASER IS SOLELY RESPONSIBLE FOR COMPLIANCE WITH ALL APPLICABLE FEDERAL, STATE AND LOCAL LAWS, ORDINANCES, REGULATIONS, RULES AND STANDARDS RELATING TO THE INSTALLATION, MAINTENANCE, USE AND OPERATION OF THE PRODUCTS.</p>
<b>Patents</b>	<p>Subject to the following provisions, Seller shall, at its own expense, defend or, at its option, settle any claim, suit or proceeding brought against the Purchaser, and/or its vendees, mediate and immediate, so far as based on an allegation that any Product or any part thereof furnished hereunder constitutes a direct or a contributory infringement of any claim of any patent of the United States or Canada. This obligation shall be effective only if Purchaser shall have made all payments then due hereunder and if Seller is notified promptly in writing and given authority, information and assistance for the defense of said claim, suit or proceeding. Seller shall pay all damages and costs awarded in such suit or proceedings so defended.</p> <p>The foregoing indemnity does not apply to the following:</p> <ul style="list-style-type: none"><li>• Products supplied according to a design other than that of Seller, and which is required by the Purchaser.</li><li>• Combination of the Product with another product not furnished hereunder unless Seller is a contributory infringer.</li><li>• Any settlements of a suit or proceeding made without Seller's written consent.</li></ul>
<b>Limitations of Liability</b>	<p><b>SELLER, ITS CONTRACTORS, AUTHORIZED DEALERS AND SUBCONTRACTORS OR SUPPLIERS OF ANY TIER SHALL NOT BE LIABLE TO PURCHASER FOR ANY SPECIAL, INDIRECT, INCIDENTAL OR CONSEQUENTIAL DAMAGES ARISING FROM A BREACH OF THIS AGREEMENT.</b></p> <p>Purchaser's remedies set forth herein are exclusive and the liability of Seller with respect to the breach of this agreement or any contract entered into between the parties pursuant hereto shall not exceed the price of the Product or part on which such liability is based.</p>

# KnollKey Lock Program

## KnollKey Lock Program General Information

Following is the KnollKey lock policy, applicable to all products.

Knoll furniture can be ordered keyed-alike or random keyed. Key-alike and random keying instructions cannot be mixed on any single order. Only one of the two instructions can be used on an individual order. When an order is submitted with mixed (key-alike and random) instructions, Knoll will release the order as key-alike only and lock cores will have to be specified separately.

### Key-alike

For the convenience of the user, furniture may be keyed alike at no charge. Write "Key-alike" in the description of your purchase order for any pedestal, overhead, file or other item you wish to have keyed alike.

Using the key-alike instructions, order cores and keys as line items on your purchase order. Do NOT submit a key-alike form. The Knoll East Greenville Lock Center will select key numbers from the standard range of K 001 - K 250. Key numbers will not be repeated unless over 250 sets are ordered. Lock cores keyed-alike will ship separately from the product, ready for field installation.

There is no charge for key-alike orders if placed with the furniture order.

**IF THE KEY-ALIKE ORDER IS NOT PLACED AT LEAST TWO WEEKS PRIOR TO THE FURNITURE SHIP DATE, A \$50 HANDLING CHARGE AND AIR FREIGHT CHARGES WILL APPLY.**

**If product is ordered and shipped random-keyed, additional lock cores for key-alike are billable.**

### Random-Keying

To specify product keyed-random, write "key-random" in the product description. Random-keyed product is shipped with the lock core factory installed. A shrouded key is included. Random means no effort has been made to match key numbers, or to make them different.

### Keys

A Knoll shrouded key is shipped with every lock core. 250 Key numbers are available. For numbers above 250, contact Custom Product Development. Additional keys and key blanks are available. See service parts for more information.

### Master Keying

Knoll locks can be controlled by means of a master key. There is no additional per-lock charge for master keying. A letter of approval from the client must accompany orders for master keys.

### Installing Lock Cores

Lock cores can be installed or removed in the field by using a change key. Cores must be in the unlocked position to be removed. See service parts for change key pattern number and pricing.

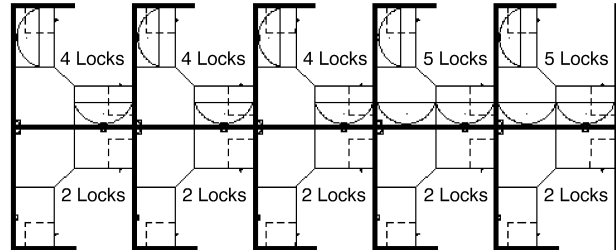
### Lock Distribution

All orders for key-alike lock cores/keys are packaged and shipped from the East Greenville Lock Center, regardless of where the pedestals, overhead, or other units are produced. Random keyed product will have cores factory-installed.

## How to Specify Key-Alike

Following is an example of how to specify key-alike for a cluster of 10 workstations.

**Step 1** - Using the project floorplan, count the number of locks in each workstation.



**Step 2** - Count the number of workstations with the same quantity of locks. Group together the workstations with a like number of locks.

5 workstations with 2 locks per station  
3 workstations with 4 locks per station  
2 workstations with 5 locks per station

**Step 3** - For the first group (5 sets of 2 locks), enter the number of workstations in the quantity column.

Qty	Pattern #	Description	Unit List	Ext. List
5				

**Step 4** - Then enter the pattern number "KSPEC\_ \_" and add a suffix for the number of locks for that group (i.e., for 2 locks per station, add the suffix "2"). Up to 30 lock cores are available in a set (i.e., KSPEC 30).

Qty	Pattern #	Description	Unit List	Ext. List
5	KSPEC 2	Set of 2 cores/keys	N / C	N / C

**Step 5** - Repeat for other groups.

Qty	Pattern #	Description	Unit List	Ext. List
5	KSPEC 2	Set of 2 cores/keys	N / C	N / C
3	KSPEC 4	Set of 4 cores/keys	N / C	N / C
2	KSPEC 5	Set of 5 cores/keys	N / C	N / C

Your Key instructions are complete.

Knoll will select key numbers for each set from 250 available numbers. Additional key numbers are available through Custom Product Development. **For additions to existing installations, specify desired key numbers in the description.**

## Service Parts

Pattern #	Description	List Price
KKEY_ _ _	Shrouded Key Specify key number desired	\$10
KBLANK	Shrouded Key Blank	\$10
KSPECB_ _ _	Retrofit Universal Core/Key Specify key number desired	\$22
KCHANGE	Change Key	\$10
HLKRKMASTER*	Master Key	\$10

\*Note: A letter of approval on company letterhead from the client must accompany all orders for master keys.

# General Ordering Information

---

## **The Products**

This guide encompasses all standard products for this product group.

## **Sizes**

Dimensions listed in this guide are indicated as:

H = height

W = width

D = depth

Dia. = diameter

Rad. = radius

## **Pricing**

All prices shown are list.

## **How to Order**

Select pattern numbers and quantities required for your complete installation. Product questions can be addressed in the specific sections of this guide or by contacting your sales representative or customer resource representative at 1-800-343-5665.

Next, select options (if required), along with colors and finishes appropriate to each product. Reference the Finishes and Fabrics pages for color designations.

On large installations, an item's "designated area" can be specified to assist in product organization and handling.

To expedite complete / correct entry of your order, be certain all pattern numbers, quantities, colors and area identifications are completely specified. Also, include complete purchase order numbers, bill-to and ship-to addresses, a contact name and specific factory shipping dates required.

## **Mail all orders to:**

Knoll, Inc.

1235 Water Street

P.O. Box 157

East Greenville, PA 18041

Attention: Order Entry

Once your order is entered at Knoll, an acknowledgment will be mailed to you. You will be advised of your scheduled shipping date within five days of the original acknowledgment. If it is necessary to revise your order, please contact your customer resource representative.

## Sustainability Statement

---

Sustainable design is a key component of Knoll's environmental focus. Our commitment to social responsibility and a healthy environment has prompted us to further articulate our longstanding environmental programs and, with encouragement and support from our colleagues in the industry, we have re-energized our focus on such "green" initiatives as life cycle analysis and LEED™ certification. Knoll is proud to have contributed to projects that have received LEED certification from the U.S. Green Building Council.

For the latest information on Knoll products that help our customers achieve LEED certification, log on to [knoll.com](http://knoll.com), click on "About Knoll" and then "Environmental Focus."